REPORT DOCUMENTATION PAGE

Form Approved
OMB No. 0704-0188

The public reporting burden for this collection of information is estimated to average 1 hour per response, including the time for reviewing instructions, searching existing data sources, gathering and maintaining the data needed, and completing and reviewing the collection of information. Send comments regarding this burden estimate or any other aspect of this collection of information, including suggestions for reducing the burden, to Department of Defense, Washington Headquarters Services, Directorate for Information Operations and Reports (0704-0188), 1215 Jefferson Davis Highway, Suite 1204, Arlington, VA 22202-4302. Respondents should be aware that notwithstanding any other provision of law, no person shall be subject to any penalty for failing to comply with a collection of information if it does not display a currently valid OMB control number.

PLEASE DO NOT RETURN YOUR FORM TO THE ABOVE ADDRESS.

1. REPORT DATE *(DD-MM-YYYY)*	2. REPORT TYPE	3. DATES COVERED *(From - To)*
22 February 2012	Final	July 2011 through February2012

4. TITLE AND SUBTITLE

Facility-Wide Groundwater Monitoring Program
Report on the July 2011 Sampling Event
Ravenna Army Ammunition Plant
Ravenna, Ohio

5a. CONTRACT NUMBER
W912QR-04-D-0036

5b. GRANT NUMBER
NA

5c. PROGRAM ELEMENT NUMBER
NA

6. AUTHOR(S)
Miller, John, M. - Environmental Quality Management, Inc.

5d. PROJECT NUMBER
NA

5e. TASK NUMBER
0006

5f. WORK UNIT NUMBER
NA

7. PERFORMING ORGANIZATION NAME(S) AND ADDRESS(ES)

Environmental Quality Management, Inc
1800 Carillon Boulevard
Cincinnati, Ohio 45240

8. PERFORMING ORGANIZATION REPORT NUMBER
NA

9. SPONSORING/MONITORING AGENCY NAME(S) AND ADDRESS(ES)

US Army Corps of Engineers
600 Dr. Martin Luther King Jr. Place
Louisville, KY 40202-2232

10. SPONSOR/MONITOR'S ACRONYM(S)
USACE

11. SPONSOR/MONITOR'S REPORT NUMBER(S)

12. DISTRIBUTION/AVAILABILITY STATEMENT
No Limitations

13. SUPPLEMENTARY NOTES
None

14. ABSTRACT

This document presents a summary of the facility-wide groundwater monitoring conducted in July 2011. Included in the report are:

- Summary of the groundwater elevations and water level measurements taken for each of the wells sampled.
- Analytical summary tables presenting the analytes detected above the method detection limit for this monitoring event.
- QA/QC and data verification reports for the event.

15. SUBJECT TERMS
Facility-wide, groundwater wells, monitoring, RVAAP, July 2011

16. SECURITY CLASSIFICATION OF:			17. LIMITATION OF ABSTRACT	18. NUMBER OF PAGES	19a. NAME OF RESPONSIBLE PERSON
a. REPORT	b. ABSTRACT	c. THIS PAGE			John M. Miller
None	None	None	SAR	1104	19b. TELEPHONE NUMBER *(Include area code)* 513-825-7500

Reset

Standard Form 298 (Rev. 8/98)
Prescribed by ANSI Std. Z39.18

FINAL
FACILITY-WIDE GROUNDWATER MONITORING PROGRAM

REPORT ON THE JULY 2011 SAMPLING EVENT

RAVENNA ARMY AMMUNITION PLANT,
RAVENNA, OHIO

MARC Contract Number W912QR-04-D-0036
Delivery Order 0006

Prepared for

U.S. Army Corps of Engineers
600 Martin Luther King Jr. Place
Louisville, Kentucky 40202

Prepared by

Environmental Quality Management, Inc.
1800 Carillon Boulevard
Cincinnati Ohio 45240

February 22, 2012

FWGWMP July 2011 Final Sampling Event Report
Distribution List

Organization	Number of Printed Copies	Number of Electronic Copies
RVAAP Facility Manager	2	2
USACE Project Manager	2	3
EQM	1	1
USAEC Program Manager	0	1
Ohio EPA	1	1
OHARNG - RTLS/ENV	0	1
NGB Cleanup Program Manager	0	1

OHARNG – RTLS/ENV – Ohio Army National Guard Ravenna Training and Logistics Site/Environmental
RVAAP – Ravenna Army Ammunition Plant
USACE – U.S. Army Corps of Engineers
USAEC – U.S. Army Environmental Center
NGB – National Guard Bureau
EQM – Environmental Quality Management, Inc.

CONTRACTOR'S STATEMENT OF INDEPENDENT TECHNICAL REVIEW

Environmental Quality Management, Inc. (EQM) has completed the *Final Facility-Wide Groundwater Monitoring Program Report on the July 2011 Sampling Event.* Notice is hereby given that an independent technical review has been conducted that is appropriate to the level of risk and complexity inherent in this project. During the independent technical review, compliance with established policy principles and procedures, utilizing justified and valid assumptions was verified. This included review of data quality objectives; technical assumptions, methods, procedures, and materials used; the appropriateness of data used and level of data obtained; and reasonableness of the results, including whether the product meets the customer's needs consistent with law and existing United States Corps of Engineers policy.

Colleen A. Lear, LG
Senior Project Geologist

2/21/12
Date

John M. Miller, CHMM
Senior Project Manager

2/21/12
Date

TABLE OF CONTENTS

Section Page

VOLUME 1

Table of Contents i
List of General Acronyms iv
List of Area of Concern Acronyms v
Executive Summary vi

1 Introduction 1
1.1 Facility Description 1
1.2 Project Description 1
1.2.1 Historical Monitoring 1
1.2.2 Current Monitoring 5
1.3 Scope of Work for the July 2011 Sampling Event 5
1.4 Report Presentation 6

2 Project Activities 7
2.1 Groundwater Level Monitoring 7
2.2 Groundwater Sampling 8
2.3 Laboratory Analysis 9
2.4 Data Verification/Validation 11
2.5 Investigation Derived Waste 11

3 Results 13
3.1 Groundwater Elevations 13
3.2 Summary of Analytical Results 13
3.2.1 Explosives and Propellants 15
3.2.2 Inorganic Elements 25
3.2.3 Volatile Organic Compounds (VOCs) 37
3.2.4 Semivolatile Organic Compounds (SVOCs) 37
3.2.5 Pesticides and Polychlorinated Biphenyls (PCBs) 38
3.2.6 Hexavalent Chromium 38
3.3 Data Verification/Validation 65

4 Summary of Results 73

5 References 77

Table of Contents (cont.)

Section Page

LIST OF FIGURES

1-1 RVAAP General Location Map....2
1-2 RVAAP Facility Map....3

LIST OF TABLES

2-1. Analytical Methods....11
2-2. QA for July 2011 RVAAP Sampling....10
3-1. January 2011 FWGWMP Monitoring Well Measurements....14
3-2. FWGWMP July 2011 Explosive and Propellant Analytical Results....18
3-3. FWGWMP July 2011 Inorganics Analytical Results....29
3-4. RVAAP Facility-Wide Background Criteria, (SAIC, 2001b)....36
3-5. FWGWMP July 2011 VOCs Analytical Results....39
3-6. FWGWMP July 2011 SVOCs Analytical Results....46
3-7. FWGWMP July 2011 Pesticide and PCBs Analytical Results....56
3-8. FWGWMP July 2011 Hexavalent Chromium Results....63
3-9. Percent of Acceptable Data....72
4-1. Inorganic Elements Detected at Levels Exceeding the MCLs or PRGs....75

APPENDICES

A Correspondence Documenting the Current Monitoring Well Schedule
B List of Wells Sampled and Analytes During the July 2011 Event
C Water Level Measurements/Field Log Book and Purge Records/Daily Quality Control Reports
D Data Verification Reports/Laboratory Data Sheets
Sample Delivery Group: 240-2428-1
Sample Delivery Group: 240-2555-1

VOLUME 2

Appendix

D Data Verification Reports/Laboratory Data Sheets
Sample Delivery Group: 240-2499-1
Sample Delivery Group: 240-2444-1

E IDW Characterization and Disposal Plan

F Reporting Limits that Currently Do Not Meet the RVAAP QAPP PQLs and/or Region 9 PRGs

Table of Contents (cont.)

G Correspondence / Comment Response Tables

PLATES

Plate 1 Monitoring Wells at RVAAP
Plate 2 Potentiometric Map of Unconsolidated Aquifer (October 2010)
Plate 3 Potentiometric Surface of Bedrock – Homewood and Sharon Aquifer (October 2010)
Plate 4 Potentiometric Map of Sharon Conglomerate Wells (October 2010)

LIST OF GENERAL ACRONYMS

ADR	Automatic Data Review
AOC	Area of Concern
BRAC	U.S. Army Base Realignment and Closure
CERCLA	Comprehensive Environmental Response Compensation and Liability Act
CLP	Contract Laboratory Program
CUGs	Cleanup Goals
DOD	Department of Defense
EQM	Environmental Quality Management, Inc.
EPA	Environmental Protection Agency
FWGWMP	Facility-Wide Groundwater Monitoring Plan
FWGWMPP	Facility-Wide Groundwater Monitoring Program Plan
FWSAP	Facility-Wide Sampling and Analysis Plan
GOCO	Government Owned, Contractor Operated
HMX	Octahydro-1,3,5,7-tetranitro-1,3,5,7-tetrazocine
IDW	Investigative Derived Waste
IRP	Installation Restoration Program
LCS	Laboratory Control Sample
LCG	Louisville Chemistry Guidelines
MARC	Multiple Award Remediation Contract
MCL	Maximum Contaminant List
MDL	Method Detection Limit
MS/MSD	Matrix spike/matrix spike duplicate
NGB	National Guard Bureau
Ntu	Nephelometric turbidity unit
OHARNG	Ohio Army National Guard
PCB	Polychlorinated biphenyl
PQL	Practical Quantitation Limit
PRG	Preliminary Remediation Goal
QA	Quality Assurance
QAPP	Quality Assurance Project Plan
QC	Quality Control
RCRA	Resource Conservation and Recovery Act
RBC	Risk-Based Cleanup
RDX	Hexahydro-1,3,5-trinitro-1,3,5-triazine
RI	Remedial Investigation
RL	Reporting Limit
RSL	Regional Screening Level
RVAAP	Ravenna Army Ammunition Plant
SRC	Site Related Contaminant
SVOC	Semi-volatile Organic Compound
TAL	Target Analyte List
TOC	Top of Casing
USACE	U.S. Army Corps of Engineers
USP&FO	United States Property and Fiscal Officer
VOC	Volatile Organic Compound

LIST OF AREA OF CONCERN ACRONYMS

B12	Building 1200
BKG	Background
CBL	C-Block
CBP	Central Burn Pits
CP	Cobbs Pond
DA2	Demolition Area #2
EBG	Erie Burning Grounds
FBQ	Fuze and Booster Quarry
LNW	Landfill North of Winklepeck
LL	Load Line
MBS	Mustard Burial Site
NACA	National Advisory Committee for Aeronautics
NTA	NACA Test Area
RQL	Ramsdell Quarry Landfill
SCF	Sharon Conglomerate Formation
WBG	Winklepeck Burning Grounds

EXECUTIVE SUMMARY

Past Department of Defense (DOD) activities at the Ravenna Army Ammunition Plant (RVAAP) in Ravenna, Ohio, date to 1940 and include the manufacturing, loading, handling, and storage of military explosives and ammunition. Residual contamination from these early activities at RVAAP has been identified in groundwater beneath the facility. Currently, the approximately 21,683-acre facility is primarily used for military training.

The U.S. Army Corps of Engineers (USACE) is performing Comprehensive Environmental Response Compensation and Liability Act (CERCLA) closure at the former RVAAP under the Installation Restoration Program (IRP) and the Military Munitions Response Program (MMRP). The overall goal is to remediate the RVAAP installation so all of the property can be transferred to the National Guard Bureau (NGB) and be used by the OHARNG as a military training site. Activities conducted under the IRP include monitoring of an extensive network (now 243 wells) of groundwater monitoring wells at the RVAAP facility. To date all 243 current Facility-Wide Groundwater Monitoring Program (FWGWMP) wells at the facility have been sampled and analyzed a minimum of four quarters. Monitoring of the facility-wide groundwater is specified as a requirement of the Ohio EPA's "Director's Final Findings and Orders" (DFFOs). The DFFOs were issued to the U.S. Department of the Army on June 10, 2004.

In 2004 the U.S. Army and the Ohio Environmental Protection Agency (EPA) finalized the FWGWMP Plan, which details the requirements of the program for the 243 existing wells. The FWGWMP was initiated in 2005 with three consecutive quarters of FWGWMP well sampling. In addition, five Resource Conservation and Recovery Act (RCRA) wells located at Ramsdell Quarry Landfill (RQLmw-007, RQLmw-008, and RQLmw-009) and Demolition Area 2 (DETmw-003 and DETmw-004) are sampled on a semiannual basis. By agreement with the U.S. Army and the Ohio EPA and in accordance with Amendment No. 1 to the FWGWMP Plan, this Report summarizes the July 2011 sampling event.

The following activities were conducted by Environmental Quality Management, Inc. (EQM) during the reporting period:

- Performed groundwater sampling of 36 wells for the quarterly event.
- Performed laboratory analyses and data validation for the collected samples.
- Prepared the requisite Investigation-Derived Waste (IDW) characterization and disposal report.
- Performed maintenance on selected groundwater monitoring wells.

Several analytes were detected at levels at/or above their respective Maximum Contaminant Levels (MCLs) and/or Region 9 Preliminary Remediation Goals (PRGs) during the July 2011 sampling event from the 36 wells sampled. The summary of this follows:

- Explosives and propellants - 2,4,6-trinitrotoluene (TNT; four wells), and hexahydro-1,3,5-trinitro-1,3,5-triazine (RDX; four wells) were reported at concentrations exceeding their respective PRGs during the sampling event. There are no MCLs for these explosives and propellants.

- Inorganic Elements - aluminum (5 wells), arsenic (23 wells), iron (21 wells), manganese (28 wells), and nitrate/nitrite (one well) were reported at concentrations exceeding their respective MCLs and/or PRGs during the sampling event.

- Volatile Organic Compounds - Trichloroethene (TCE; two wells) was reported at concentrations exceeding the PRG but not the MCL during this sampling event.

- Pesticides and herbicides: alpha-BHC (three wells) was reported at concentrations exceeding the PRG during the sampling event and there is no established MCLs for pesticides/ herbicides.

SECTION 1

INTRODUCTION

1.1 Facility Description

Past Department of Defense (DOD) activities at the Ravenna Army Ammunition Plant (RVAAP) date to 1940 and include the manufacturing, loading, handling and storage of military explosives and ammunition. Until 1999, the RVAAP was identified as a 21,419-acre installation. The property boundary was resurveyed by the Ohio Army National Guard (OHARNG) over a two year period from 2002 and 2003 and the actual total acreage of the property was found to be 21,683.289 acres. As of February 2006, a total of 20,403 acres of the former 21,683 acre RVAAP have been transferred to the United States Property and Fiscal Officer (USP&FO) for Ohio for use by the OHARNG as a military training site. The current RVAAP consists of 1,280 acres in several distinct parcels scattered throughout the confines of the OHARNG Camp Ravenna Joint Military Training Center (Camp Ravenna). The RVAAP and Camp Ravenna are collocated on contiguous parcels of property and the Camp Ravenna perimeter fence completely encloses the remaining parcels of the RVAAP. Camp Ravenna is in northeastern Ohio within Portage and Trumbull Counties, approximately 4.8 kilometers (3 miles) east-northeast of the city of Ravenna and approximately 1.6 kilometers (1 mile) northwest of the city of Newton Falls (Figure 1-1). The RVAAP portions of the property are solely located within Portage County. Camp Ravenna (inclusive of the RVAAP) is a parcel of property approximately 17.7 kilometers (11 miles) long and 5.6 kilometers (3.5 miles) wide bounded by State Route 5, the Michael J. Kirwan Reservoir, and the CSX System Railroad on the south; Garret, McCormick, and Berry roads on the west; the Norfolk Southern Railroad on the north; and State Route 534 on the east (see Figures 1-1 and 1-2). Camp Ravenna is surrounded by several communities: Windham on the north; Garrettsville 9.6 kilometers (6 miles) to the northwest; Newton Falls 1.6 kilometers (1 mile) to the southeast; Charlestown to the southwest; and Wayland 4.8 kilometers (3 miles) to the south. When the RVAAP was operational Camp Ravenna did not exist and the entire 21,683-acre parcel was a government-owned, contractor-operated (GOCO) industrial facility. The RVAAP Installation Restoration Program (IRP) encompasses investigation and cleanup of past activities over the entire 21,683 acres of the former RVAAP and therefore references to the RVAAP in this document are considered to be inclusive of the historical extent of the RVAAP, which is inclusive of the combined acreages of the current Camp Ravenna and RVAAP, unless otherwise specifically stated.

1.2 Project Description

1.2.1 Historical Monitoring

In 2004 the U.S. Army and the Ohio EPA finalized the Facility-Wide Groundwater

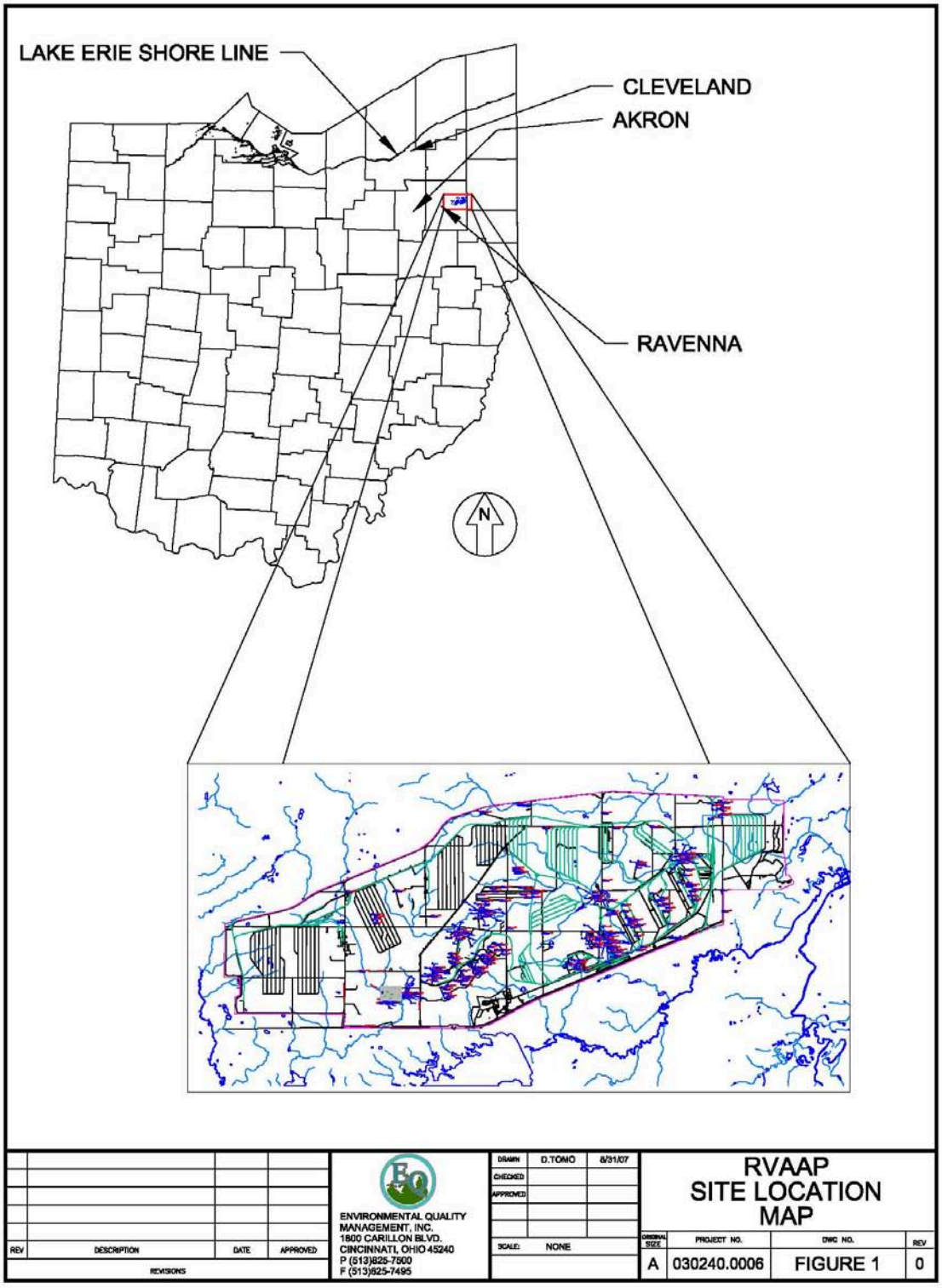

Figure 1-1. General Location Map

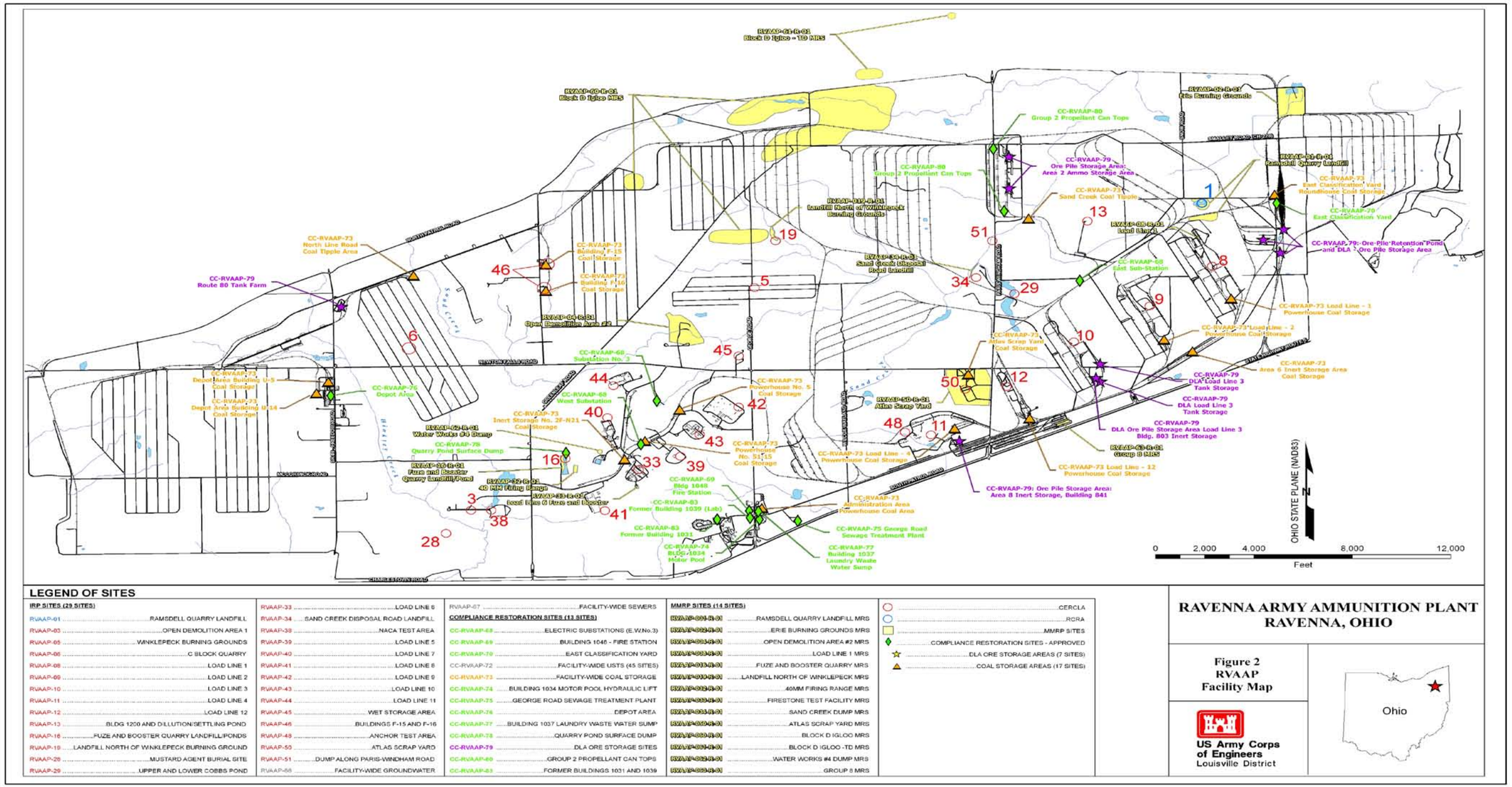

Figure 1-2. RVAAP Facility Map

Monitoring Program (FWGWMP) Plan which details the requirements of the program. The FWGWMP was initiated in 2005 with three consecutive quarters of FWGWMP well sampling. Quarterly sampling has continued through the current monitoring event. The initial FWGWMP wells identified for monitoring were sampled once every quarter, with the exception of the 5 Resource Conservation and Recovery Act (RCRA) wells that include Ramsdell Quarry Landfill (RQL) wells RQLmw-007, -008, and -009, and two Demolition Area (DA) 2 wells, DETmw-003 and DETmw-004. The RQL and DA2 wells are sampled twice a year.

Details of the program design and requirements are contained in the *RVAAP Facility-Wide Groundwater Monitoring Program Plan* (Portage Environmental, September 2004). This document contains the Facility-Wide Sampling and Analysis Plan (FWSAP), Site Safety and Health Plan, and Quality Assurance Project Plan (QAPP) addenda that pertain to the proposed work. Additional details pertaining to performance of field and laboratory activities are contained in the *RVAAP Facility-Wide Sampling and Analysis Plan/Quality Assurance Project Plan* (SAIC, March 2001). As detailed in the FWGWMPP, the initial monitoring program consisted of the sampling of 36 wells specified in Table 4-1 of the FWGWMPP. Fourteen of these wells are "Background Wells"; the remainder are wells situated at various Areas of Concern (AOCs) at RVAAP. The first sampling event for this project was conducted in April 2005. The results of the previous FWGWMP sampling events are presented in Section 5 of this report. The final assessment monitoring event for the initial well sampling and analysis was completed in October 2007.

On October 22, 2007 the United States Army Corps of Engineers (USACE) submitted to the Ohio EPA the *Draft Proposal to Update the Facility-Wide Ground Water Monitoring Program* (USACE October 2007) at the Ravenna Army Ammunition Plant. This proposal presented recommendations for modifications to the FWGWMP, the Director's Final Findings and Orders, and the Conceptual Plan in Appendix F of the Findings and Orders as presented below.

Section 3.1.2.2 of the FWGWMP Plan establishes a protocol for adding and removing wells from the FWGWMP: "Future wells installed as part of individual AOC investigations conducted under the ongoing Comprehensive Environmental Response Compensation and Liability Act (CERCLA) process at RVAAP will be evaluated for incorporation into the FWGWMP upon completion of at least four quarterly groundwater sampling events to be conducted as part of the Remedial Investigation (RI) phase at each AOC. The frequency of the initial sampling events may be other than quarterly if agreed upon by the Army and Ohio EPA". Based on this protocol the USACE notified the Ohio EPA on December 12, 2007 that the wells to be sampled would be changed effective with the January 2008 monitoring event. The Ohio EPA provided concurrence with this change in an email dated January 8, 2008. The Ohio EPA was notified of an additional change on February 27, 2008 increasing the number of wells to be sampled for the April 2008 event. The Ohio EPA was notified on March 21, 2008 that the number of FWGWMP wells to be sampled in April 2008 (and the July 2008, October 2008, and

January 2009 events) would be increased to 132 plus the 5 RCRA wells sampled semi-annually (in order to complete 4 quarters of sampling for each of the 132 wells).

Beginning with the April 2009 sampling event the remaining wells on the list contained in the *Draft Proposal to Update the Facility-Wide Ground Water Monitoring Program* (USACE October 2007) were sampled.

A revised list of wells to be sampled during 2010-2011 was submitted to the Ohio EPA in early 2010. The lists of wells to be sampled, as well as scheduling issues were discussed with the Ohio EPA in a telephone conference and verified in a subsequent email on 26 May 2010.

1.2.2 Current Monitoring

The current wells to be sampled and the analytes to be analyzed for each well were discussed with the Ohio EPA in emails in July 2011. For the summer groundwater monitoring event it was agreed to monitor the wells and analytes presented in Table 4-2 of the *2010 Addendum to the Facility-Wide Groundwater Monitoring Program Plan RVAAP-66 Facility-Wide Groundwater* (USACE 2010). A copy of the email and the well sampling schedule for 2010-2011 is presented in Appendix A. The list of FWGWMP wells monitored and analytes for the July 2011 event are presented in Appendix B.

1.3 Scope of Work for the July 2011 Sampling Event

Environmental Quality Management, Inc. (EQM) was contracted (MARC Contract Number W912QR-04-D-0036) by the Louisville District USACE to conduct the FWGWMP monitoring program beginning in April 2007. The objective of this project is to continue quarterly monitoring under the RVAAP Facility-Wide Groundwater Monitoring Program. The following tasks were performed during the July 2011 sampling event in accordance with specifications contained in the FWGWMPP, the FWSAP, and the Scope of Work written by the USACE:

- Performed groundwater sampling at the 36 wells identified in Appendix B.
- Performed laboratory analysis for the collected samples.
- Verified, validated and reduced the laboratory analytical data produced for the event (exclusive of the quality assurance samples analyzed by RTI).
- Prepared the Investigative Derived Waste (IDW) Characterization and Disposal Report for the IDW collected during monitoring activities.
- Prepared and submitted the quarterly monitoring report for the sampling event.

1.4 Report Presentation

This report presents the results of the July 2011 sampling event. The report is structured in the following way:

Volume 1

- Section 1.0 – Introduction.
- Section 2.0 – Description of Project Activities. This section describes project-specific details not contained in the FWSAP and FWGWMPP. Additionally, details are provided on how the tasks described above were performed.
- Section 3.0 – Results of Investigation. The results of the sampling event are summarized including groundwater elevation measurements, analytical results, and data verification/validation information.
- Section 4.0 – Summary of Results.
- Section 5.0 – References.

- Appendix A - Correspondence Documenting the Current Monitoring Well Schedule.
- Appendix B – List of Wells Sampled and Analytes During the July 2011 Event.
- Appendix C – Water Level Measurements/Field Log Book and Purge Records/Daily Quality Control Reports.
- Appendix D – Data Verification Reports/Laboratory Data Sheets.

Volume 2

- Appendix D – Data Verification Reports/Laboratory Data Sheets.
- Appendix E – Investigation-Derived Waste Characterization and Disposal Plan.
- Appendix F – Reporting Limits that Currently Do Not Meet the RVAAP QAPP Practical Quantitation Limits (PQLs) and/or Region 9 Preliminary Remediation Goals (PRGs).
- Appendix G - Correspondence / Comment Response Tables

- Plates

SECTION 2

PROJECT ACTIVITIES

2.1 Groundwater Level Monitoring

Depth to water from the top of the inner casing was measured in the 36 FWGWMP wells during August 1-2 2011. Water level measurements were taken with a Herron Dipper-T or Enviro Inspector electronic water-level indicator. The depth to the bottom of the well from the top of the inner casing was also measured with the electronic water level indicator.

The results of the groundwater level monitoring for the FWGWMP wells sampled during this monitoring event are presented in Section 3.1 and Appendix C. The monitoring well location map, identified as Plate 1, is included with this report. Potentiometric maps created from groundwater measurements from the RVAAP monitoring wells in October 2010 are presented on Plates 2, 3, and 4. The potentiometric maps were generated from the October 2010 water level measurements taken from all 237 facility wells and the six deep Sharon Conglomerate wells. These maps are updated on a yearly basis. The water levels from the quarterly events are not included in these plates. Additionally, the groundwater elevations from the new Sharon Conglomerate wells were evaluated and determined not to be representative of either the Homewood aquifer or the upper portion of the Sharon aquifer. These wells were installed with their screened intervals positioned at the basal portion of the Sharon Conglomerate. Therefore the groundwater elevations collected from these wells were used to determine the potentiometric contours for a separate map (Plate 4) as described below.

To determine if groundwater elevations of Sharon Conglomerate wells are representative of the Sharon or Homewood Aquifers, the groundwater elevation data are compared as indicated on the attached table.

The groundwater elevation of water in the Homewood Aquifer (well LL10mw-003) is more than 78 feet higher than the basal Sharon Conglomerate well (well SCFmw-1). This demonstrates that the Homewood Aquifer and Sharon Conglomerate are not representative of the same hydraulic unit. If the aquifers were in the same hydraulic unit, the water levels would be expected to be much the same.

There are five Sharon Conglomerate wells that are located through the basal portion of the Sharon Aquifer. The groundwater elevations of the five basal Sharon Aquifer wells are 1.28 to 24.57 feet higher than the shallow Sharon Conglomerate groundwater elevations at the same locations. The average elevation difference is over 9 feet. Again this groundwater elevation difference indicates that the shallow Sharon Conglomerate and the basal portion of the Sharon Aquifer are not the same hydraulic unit.

It should be noted that the groundwater elevations from the deep wells are used for purging and sampling purposes and not necessarily for deep aquifer flow direction. However, a separate potentiometric map has been produced to show flow direction for the deep wells. This potentiometric map for the Sharon Conglomerate wells is included as Plate 4.

2.2 Groundwater Sampling

All identified quarterly monitoring wells were sampled from August 1-4, 2011. Wells were sampled using micropurge techniques in accordance with the specifications contained in the FWGWMPP and FWSAP with the exception of the well noted below that was sampled with a bailer. The wells were micropurged until certain groundwater parameters (i.e., temperature, specific conductivity, pH, and dissolved oxygen) had stabilized. The groundwater parameters were measured using a Horiba U-22 with flow cells or equivalent**.** Groundwater parameter measurements obtained during micropurging are presented in Appendix C.

High turbidity values (>500 ntu) were noted at 2 of the wells. These wells were LL12mw-113 and LL12mw-128. LL12mw-128 did not exhibit elevated sediment levels during the sampling event. LL12mw-113 has been redeveloped several times over the past 3 years but continues to have elevated sediment levels after redevelopment.

It should be noted that high turbidity readings are not necessarily an indicator of nonrepresentative (i.e., formation) groundwater as stated in the Ohio EPA Technical Guidance Manual for groundwater ***"Turbidity****, which is the visible presence of suspended mineral and organic particles in a ground water sample, also is not an indicator of ground water chemical stabilization and does not distinguish between stagnant casing water and formation water*." During the purging of these wells, EQM continued purging after the normal stabilization parameters have reached stabilization (turbidity is not a stabilization parameter). Purging was continued in an attempt to reach turbidity values that are within 10% of each other. Additionally, the groundwater samples are filtered as part of the FWGWMP sampling, thereby reducing the effect of suspended particles in the groundwater.

Groundwater samples were collected with bladder pump micropurge equipment with the exception of the following well:

- LL1mw-085 was sampled using a Teflon bailer due to well conditions. This well appears to have shifted resulting in a slight bend at approximately 6-8 below the top of the casing. This has resulted in not being able to lower a pump into the well; however a bailer and water level measurement tape pass freely. EQM has examined this well and does not believe that the overall well integrity has been compromised.

Equipment and sampling details are contained in Appendix C. Groundwater samples were collected in laboratory supplied containers and stored in iced coolers for shipment in accordance with FWSAP and FWGWMPP specifications. All coolers were received by the laboratory at temperatures within the prescribed limits of the FWGWMP.

Filtered metals samples collected through the bladder pump used an inline 0.45 micron filter emptying directly into sample bottles containing nitric acid (hexavalent chromium samples were not preserved in the field). For the samples collected using a bailer the samples were poured from the bailer into a decontaminated holding vessel and then filtered using a hand-pump through a 0.45 micron filter into sample bottles containing nitric acid. All sampling procedures for the filtered metals were conducted in accordance with Section 4.3.5 of the March 2001 *Facility-Wide Sampling and Analysis Plan for Environmental Investigations at the Ravenna Army Ammunition Plant*.

2.3 Laboratory Analysis

Laboratory analyses on all primary samples and associated quality control samples were performed by TestAmerica Laboratories. Table 2-1 presents the analytical methods used to analyze the groundwater samples.

The July quarterly groundwater samples were analyzed for the following parameters: explosives, propellants (nitrocellulose and nitroguanidine), volatile organic compounds (VOCs), semi-volatile compounds (SVOCs), target analyte list (TAL) metals (filtered), pesticides, and polychlorinated biphenyls (PCBs). Appendix B presents the analyte list for each of the sampled wells. Twenty-eight wells were sampled for hexavalent chromium (filtered). The Load Line 12 wells were also analyzed for nitrate/nitrites.

Quality control (QC) samples were collected from the following wells:

LL1mw-065 – Duplicate Sample	LL1mw-081 – MS/MSD
LL3mw-234 – Duplicate Sample	LL2mw-265 – MS/MSD
LL12mw-107 – Duplicate Sample	LL12mw-088 – MS/MSD
LL12mw-245 – Duplicate Sample	LL12mw-128 – MS/MSD

All samples were picked up from the facility and delivered to the laboratory in iced coolers by a TestAmerica courier under proper chain-of-custody procedures (Appendix D). Laboratory analyses on all quality assurance (QA) samples were performed by RTI Laboratories in Livonia Michigan. Five QA samples were collected for this sampling event from the same wells where the duplicate samples were collected. All QA samples were shipped in iced coolers via overnight delivery service under proper chain-of-custody procedures. Table 2-2 presents, in tabular form, all analyses and associated QA/QC for the July 2011 monitoring event. The Daily Quality Control Reports are presented in Appendix C.

Table 2-2 QA Table for July 2011 Sampling Event

	Contractor Laboratory							Government Laboratory		Requested Laboratory Analysis										
Sample Locations	Primary Lab Sample ID	Date	Sample Type	Assoc. QC Dup Number	Assoc. QC Rinsate Number	Assoc. QC Trip Blank Number	MS / MSD	QA Lab Sample ID	Assoc. QC Trip Blank Number	VOCs	SVOC I	SVOC II	SVOC III	Explosives	Propellants	Pesticides	PCBs	Nitrate / Nitrite	Filtered Metals	Filtered Cr+6
LL12mw-088	FWGLL12mw-088C-1778-GW/GF	8/3/2011	GW		EQUIPRinse3-1807	FWGTeam3-Trip	YES			X	X	X	X	X	X	X	X	X	X	X
LL12mw-107	FWGLL12mw-107C-1779-GW/GF	8/2/2011	GW	DUP3-1801	EQUIPRinse2-1806	FWGTeam3-Trip		FWGLL12mw-107C-1798S-GW/GF	TRIPBLANK	X	X	X	X	X	X	X	X	X	X	X
LL12mw-113	FWGLL12mw-113C-1780-GW/GF	8/2/2011	GW		EQUIPRinse2-1806	FWGTeam3-Trip				X	X	X	X	X	X	X	X	X	X	X
LL12mw-128	FWGLL12mw-128C-1781-GW/GF	8/3/2011	GW		EQUIPRinse3-1807	FWGTeam3-Trip	YES			X	X	X	X	X	X	X	X	X	X	X
LL12mw-153	FWGLL12mw-153C-1782-GW/GF	8/3/2011	GW		EQUIPRinse3-1807	FWGTeam1-Trip				X	X	X	X	X	X	X	X	X	X	X
LL12mw-154	FWGLL12mw-154C-1783-GW/GF	8/3/2011	GW		EQUIPRinse3-1807	FWGTeam1-Trip				X	X	X	X	X	X	X	X	X	X	X
LL12mw-182	FWGLL12mw-182C-1784-GW/GF	8/2/2011	GW		EQUIPRinse2-1806	FWGTeam2-Trip				X	X	X	X	X	X	X	X	X	X	X
LL12mw-183	FWGLL12mw-183C-1785-GW/GF	8/2/2011	GW		EQUIPRinse2-1806	FWGTeam2-Trip				X	X	X	X	X	X	X	X	X	X	X
LL12mw-184	FWGLL12mw-184C-1786-GW/GF	8/3/2011	GW		EQUIPRinse3-1807	FWGTeam2-Trip				X	X	X	X	X	X	X	X	X	X	X
LL12mw-185	FWGLL12mw-185C-1787-GW/GF	8/2/2011	GW		EQUIPRinse2-1806	FWGTeam1-Trip				X	X	X	X	X	X	X	X	X	X	X
LL12mw-186	FWGLL12mw-186C-1788-GW/GF	8/3/2011	GW		EQUIPRinse3-1807	FWGTeam3-Trip				X	X	X	X	X	X	X	X	X	X	X
LL12mw-187	FWGLL12mw-127C-1789-GW/GF	8/3/2011	GW		EQUIPRinse3-1807	FWGTeam2-Trip				X	X	X	X	X	X	X	X	X	X	X
LL12mw-188	FWGLL12mw-188C-1790-GW/GF	8/2/2011	GW		EQUIPRinse2-1806	FWGTeam3-Trip				X	X	X	X	X	X	X	X	X	X	X
LL12mw-189	FWGLL12mw-189C-1791-GW/GF	8/4/2011	GW		EQUIPRinse4-1808	FWGTeam1-Trip				X	X	X	X	X	X	X	X	X	X	X
LL12mw-242	FWGLL12mw-242C-1792-GW/GF	8/3/2011	GW		EQUIPRinse3-1807	FWGTeam2-Trip				X	X	X	X	X	X	X	X	X	X	X
LL12mw-243	FWGLL12mw-243C-1793-GW/GF	8/3/2011	GW		EQUIPRinse3-1807	FWGTeam2-Trip				X	X	X	X	X	X	X	X	X	X	X
LL12mw-244	FWGLL12mw-244C-1794-GW/GF	8/2/2011	GW		EQUIPRinse2-1806	FWGTeam2-Trip				X	X	X	X	X	X	X	X	X	X	X
LL12mw-245	FWGLL12mw-245C-1795-GW/GF	8/3/2011	GW	DUP4-1802	EQUIPRinse3-1807	FWGTeam1-Trip		FWGLL12mw-245C-1797S-GW/GF	TRIPBLANK	X	X	X	X	X	X	X	X	X	X	X
LL12mw-246	FWGLL12mw-246C-1796-GW/GF	8/2/2011	GW		EQUIPRinse2-1806	FWGTeam2-Trip				X	X	X	X	X	X	X	X	X	X	X
LL1mw-063	FWGLL1mw-063C-1809-GW/GF	8/2/2011	GW		EQUIPRinse2-1806	FWGTeam1-Trip				X	X	X	X	X	X	X			X	X
LL1mw-065	FWGLL1mw-065C-1762-GW/GF	8/1/2011	GW	DUP1-1799	EQUIPRinse1-1805	FWGTeam3-Trip		FWGLL1mw-065C-1803S-GW/GF	TRIPBLANK	X	X	X	X	X	X	X			X	X
LL1mw-079	FWGLL1mw-079C-1763-GW/GF	8/2/2011	GW		EQUIPRinse2-1806	FWGTeam1-Trip				X	X	X	X	X	X	X			X	X
LL1mw-080	FWGLL1mw-080C-1764-GW/GF	8/1/2011	GW		EQUIPRinse1-1805	FWGTeam3-Trip				X	X			X	X	X			X	X
LL1mw-081	FWGLL1mw-081C-1765-GW/GF	8/1/2011	GW		EQUIPRinse1-1805	FWGTeam1-Trip	YES			X	X			X	X	X			X	X
LL1mw-082	FWGLL1mw-082C-1766.GW/GF	8/1/2011	GW		EQUIPRinse1-1805	FWGTeam2-Trip				X	X			X	X	X			X	X
LL1mw-083	FWGLL1mw-083C-1767-GW/GF	8/1/2011	GW		EQUIPRinse1-1805	FWGTeam1-Trip				X	X			X	X	X			X	X
LL1mw-084	FWGLL1mw-084C-1768-GW/GF	8/1/2011	GW		EQUIPRinse1-1805	FWGTeam2-Trip				X	X			X	X	X			X	X
LL1mw-085	FWGLL1mw-085C-1769-GW/GF	8/1/2011	GW		EQUIPRinse1-1805	FWGTeam2-Trip				X	X			X	X	X			X	X
LL2mw-059	FWGLL2mw-059C-1770-GW/GF	8/2/2011	GW		EQUIPRinse2-1806	FWGTeam1-Trip				X	X	X		X	X	X	X		X	
LL2mw-060	FWGLL2mw-060C-1771-GW/GF	8/2/2011	GW		EQUIPRinse2-1806	FWGTeam3-Trip				X	X	X		X	X	X	X		X	
LL2mw-265	FWGLL2mw-265C-1772-GW/GF	8/2/2011	GW		EQUIPRinse2-1806	FWGTeam2-Trip	YES			X	X	X		X	X	X	X		X	
LL3mw-234	FWGLL3mw-234C-1773-GW/GF	8/3/2011	GW	DUP2-1800	EQUIPRinse3-1807	FWGTeam2-Trip		FWGLL3mw-234C-1804S-GW/GF	TRIPBLANK	X	X			X	X	X			X	
LL3mw-235	FWGLL3mw-235C-1774-GW/GF	8/3/2011	GW		EQUIPRinse3-1807	FWGTeam1-Trip				X	X			X	X	X			X	
LL3mw-236	FWGLL3mw-236C-1775-GW/GF	8/4/2011	GW		EQUIPRinse4-1808	FWGTeam3-Trip				X	X			X	X	X			X	
LL3mw-238	FWGLL3mw-238C-1776-GW/GF	8/3/2011	GW		EQUIPRinse3-1807	FWGTeam3-Trip				X	X			X	X	X			X	
LL3mw-241	FWGLL3mw-241C-1777-GW/GF	8/4/2011	GW		EQUIPRinse4-1808	FWGTeam2-Trip				X	X			X	X	X			X	

SVOC I = Nitroaromatics/Phthalates
SVOC II = Phenols
SVOC III = PAHs

Table 2-1. Analytical Methods

CONSTITUENTS	METHOD[1]
Polychlorinated Biphenyls (PCBs)	GC Semivolatile Organics (8082)
Pesticides	GC Semivolatile Organics (8081A)
Base/Neutrals and Acids (SVOCs)	GC/MS Semivolatile Organic (8270C)
Volatile Organic (VOCs)	GC/MS Volatile Organics (8260B)
Nitroguanidine (Propellants)	Organic Compounds by UV/HPLC (8330 modified)
Nitroaromatics & Nitramines: (Explosives)	GC Semivolatile Organics Explosives (8330)
Nitrocellulose as N (Propellant)	General Chemistry (WS-WC-0050)
Nitrate/Nitrites	General Chemistry (353.2)[2]
Metals (Magnesium, Manganese, Barium, Nickel, Potassium, Silver, Sodium, Vanadium, Chromium, Calcium, Cobalt, Copper, Arsenic, Lead, Selenium)	Inductively Coupled Plasma (6010B)
Metals (Antimony, Iron, Beryllium, Thallium, Zinc, Cadmium, Aluminum)	Inductively Coupled Plasma Mass Spectrometry (6020)
Hexavalent Chromium	Method 7196
Metals (Mercury)	(7470A, Cold Vapor) - Liquid

1 = USEPA SW846
2 = EPA Methods for Chemical Analysis of Water and Waste

Laboratory results are summarized in Section 3.2. Laboratory data sheets, including QA/QC information are contained in Appendix D.

2.4 Data Verification/Validation

Data from TestAmerica were verified in accordance with project specifications by EQM chemists Angye Dragotta and Eric Corbin using the Automatic Data Review (ADR) program. Data validation/verification is summarized in Section 3.3. The Data Verification/Validation Summary Reports are presented in Appendix D.

2.5 Investigation Derived Waste

An Investigation Derived Waste Report was prepared for the sampling and water level measurement activities discussed in section 3. Purge water was collected at each well location in 5-gallon buckets and transferred to 55-gallon drums located inside Building 1036. No more than four gallons were purged from any well. Instruments and equipment were decontaminated after purging and sampling each monitoring well.

Decontamination fluids were collected in a separate 55-gallon drum stored inside Building 1036. Pending analysis of the monitoring well samples, IDW fluids were stored in the 55-gallon drums until the IDW Report was approved by the Ohio EPA. The IDW was then disposed of in accordance with FWSAP requirements. The IDW Report is presented in Appendix E.

SECTION 3

RESULTS

3.1 Groundwater Elevations

Groundwater elevations for the 36 FWGWMP quarterly wells were obtained from August 1-2, 2011 as described in Section 2.1. The groundwater elevations for the FWGWMP wells are presented in Table 3-1. The monitoring well location map, identified as Plate 1, is included with this report. Facility-wide groundwater potentiometric maps (Plates 2, 3, and 4) based on all RVAAP groundwater measurements taken during the October 2010 event are also included in this report.

3.2 Summary of Analytical Results

Summaries of laboratory analytical results are presented in Tables 3-2, 3-3, 3-5, 3-6, 3-7, and 3-8. Appendix D presents the Laboratory Data Sheets**.** A brief summary of the detected compounds and elements are presented in the following sub-sections. The data presented in the tables are the validated and verified data. Data verification and validation is discussed in Section 3.3 and Appendix D. While reviewing the summary of analytical results please note the following:

- The screening levels referenced in the analytical summary tables are the 40 CFR Part 141 National Primary Drinking Water Regulations, Maximum Contaminant Levels (MCLs); and the Region 9 PRGs for tap water. MCLs are referenced as the screening criteria (for constituents not having an MCL, the Region 9 PRG is used). Also used as screening levels for metals are the RVAAP Facility-Wide Background Criteria referenced in Table 3-4.

- As discussed in Section 3.3, under the data validation process data are qualified by EQM's validator following the guidelines and qualifier requirements set forth by the FWSAP, QAPP and the current Louisville Chemistry Guidelines (LCG) (i.e., data are either accepted or requalified per the requirements of the LCG). This results in the flags designated by EQM sometimes differing from those in the laboratory data sheets. The flags designated by the validator override any laboratory flagging of the data by the laboratory. For a complete explanation of the data qualifiers used for each constituent refer to Section 3.3 and to the Data Verification Summary Reports found in Appendix D.

Table 3-1. July 2011 FWGWMP Monitoring Well Measurements

Well	Monitoring Zone	Top of Casing (TOC) Elevation[a] (ft)	Annual Groundwater Elevation (Oct/2010) (ft)	Quarterly Groundwater Elevation (Jan/2011) (ft)	Quarterly Groundwater Elevation (Apr/2011) (ft)	Quarterly Groundwater Elevation (July/2011) (ft)	Depth to Water (July/2011) (ft)	Reported Construction Depth from TOC[a] (ft)	Measured Depth from TOC (ft) July/2011	Reported Construction Depth/Measured Depth (ft) July/2011	Description of Bottom July/2011
LL12mw-088	Unconsolidated	981.06	972.98	NM	NM	973.84	7.22	27.1	29.35	-2.25	Hard
LL12mw-107	Unconsolidated	980.15	972.55	NM	NM	970.14	10.01	33.1	33.65	-0.55	Soft
LL12mw-113	Sharon Shale	980.18	970.85	NM	NM	972.55	7.63	25	21.01	3.99	Soft
LL12mw-128	Unconsolidated	978.24	966.90	NM	NM	967.93	10.31	33.3	33.99	-0.69	Medium
LL12mw-153	Unconsolidated	977.85	969.50	NM	NM	971.03	6.82	25	25.03	-0.03	Hard
LL12mw-154	Unconsolidated	979.06	967.94	NM	NM	969.51	9.55	28.7	28.62	0.08	Hard
LL12mw-182	Unconsolidated	984.42	971.20	NM	NM	972.93	11.49	37.7	38.10	-0.40	Soft
LL12mw-183	Sharon Shale	982.98	968.22	NM	NM	969.50	13.48	36	36.30	-0.30	Hard
LL12mw-184	Unconsolidated	983.16	968.79	NM	NM	969.85	13.31	31.2	31.33	-0.13	Hard
LL12mw-185	Unconsolidated	981.31	970.62	NM	NM	973.02	8.29	23.2	23.24	-0.04	Hard
LL12mw-186	Sharon Shale	978.31	969.47	NM	NM	970.58	7.73	21	20.99	0.01	Hard
LL12mw-187	Unconsolidated	979.94	967.35	NM	NM	970.25	9.69	29.4	29.91	-0.51	Soft
LL12mw-188	Unconsolidated	980.63	972.28	NM	NM	973.93	6.70	22.2	22.08	0.12	Hard
LL12mw-189	Sharon Shale	978.04	968.43	NM	NM	970.59	7.45	19.6	19.90	-0.30	Medium
LL12mw-242	Unconsolidated	981.20	968.57	NM	NM	970.81	10.39	28.3	28.74	-0.44	Medium
LL12mw-243	Unconsolidated	980.79	970.26	NM	NM	971.19	9.60	25.7	24.58	1.12	Medium
LL12mw-244	Unconsolidated	980.65	967.60	NM	NM	969.42	11.23	32.1	31.21	0.89	Soft
LL12mw-245	Unconsolidated	980.04	970.87	NM	NM	971.87	8.17	30.5	29.89	0.61	Medium
LL12mw-246	Unconsolidated	984.83	966.14	NM	NM	967.64	17.19	34.3	35.98	-1.68	Hard
LL1mw-063	Sharon	994.84	965.06	NM	NM	968.87	25.97	30	30.07	-0.07	Hard
LL1mw-065	Unconsolidated	944.41	929.41	NM	NM	931.22	13.19	23.4	23.06	0.34	Hard
LL1mw-079	Sharon	997.87	962.46	NM	NM	964.88	32.99	42	41.90	0.10	Hard
LL1mw-080	Sharon	996.27	979.92	NM	NM	983.87	12.40	22	22.34	-0.34	Hard
LL1mw-081	Sharon	998.92	965.06	966.24	968.63	968.42	30.50	41.9	41.95	-0.05	Medium
LL1mw-082	Sharon	1,006.45	970.11	972.16	978.10	977.49	28.96	41.8	41.47	0.33	Hard
LL1mw-083	Sharon	995.20	959.04	NM	NM	961.57	33.63	41.7	41.41	0.29	Hard
LL1mw-084	Sharon	998.73	965.58	967.20	970.43	968.33	30.40	39.3	39.03	0.27	Hard
LL1mw-085	Sharon	996.84	958.76	958.43	960.13	961.02	35.82	44.7	45.17	-0.47	Hard
LL2mw-059	Sharon	966.67	951.30	NM	NM	952.65	14.02	21.8	21.86	-0.06	Hard
LL2mw-060	Sharon	961.57	949.39	NM	NM	950.48	11.09	20.9	20.76	0.14	Hard
LL2mw-265	Sharon	961.24	949.37	NM	NM	950.54	10.70	23.8	24.39	-0.59	Hard
LL3mw-234	Sharon	1,006.56	994.33	NM	NM	995.56	11.00	22.1	22.60	-0.50	Hard
LL3mw-235	Sharon	1,009.94	987.70	NM	NM	990.31	19.63	22.2	22.93	-0.73	Hard
LL3mw-236	Sharon	1,011.17	991.32	995.49	994.95	994.16	17.01	26.2	26.57	-0.37	Hard
LL3mw-238	Sharon	1,006.91	989.00	NM	NM	989.98	16.93	22.9	23.35	-0.45	Hard
LL3mw-241	Sharon	994.65	978.98	NM	NM	981.06	13.59	25.1	25.54	-0.44	Hard

a = Elevations are in feet above mean sea level (amsl)

NM = Not Measured

- Tables 3-2, 3-3, 3-5, 3-6, 3-7, and 3-8 contain a column comparing the analytical results to the USEPA Regional Screening Level (RSL) Summary Table (May 2010). This table was developed by the USEPA to replace the Region 9 PRGs and The Region 3 Risk Based Cleanup (RBC) table. At this time the RSLs are presented for informational purposes only; however, they should be adopted shortly. The Region 9 PRGs were used as the facility screening criteria as of the time of this publication.

- For purposes of consistency, all detected concentrations that are elevated above both the method detection limit (MDL) and the above referenced screening levels are called out in the following text. In the tables, the compounds and elements that were detected above the method detection limit are presented in bold numbers. This includes constituents flagged as estimated.

- Several analytical methods used to analyze a number of explosives, VOCs, metals, SVOCs, and pesticides currently do not meet the RVAAP QAPP reporting limits or Region 9 preliminary remediation goals (PRGs). Tables listing the reporting limits that currently do not meet the RVAAP QAPP PQLs and/or Region 9 PRG levels are presented in Appendix F.

- Note that for this event wells were sampled for specific analytes as identified in the *2010 Addendum to the Facility-Wide Groundwater Monitoring Program Plan RVAAP-66 Facility-Wide Groundwater* (USACE 2010). This Table is presented in Appendix B.

3.2.1 Explosives and Propellants

Explosive and propellant compound analytical results are summarized in Table 3-2. The following compounds were detected at concentrations above the method detection limits:

- 1,3,5-Trinitrobenzene – LL1mw-063 (0.097 µg/L B), LL1mw-079 (0.038 µg/L B), LL1mw-080 (0.61 µg/L J), LL1mw-083 (6.9 µg/L), LL1mw-084 (2.6 µg/L J), LL2mw-059 (0.47 µg/L), LL3mw-236 (0.0.035 µg/L), LL3mw-238 (36 µg/L J), LL3mw-241 (4.1 µg/L). There is no MCL for 1,3,5-Trinitrobenzene. The Region 9 PRG is 1,100 µg/L.

- 1,3-Dinitrobenzene – LL1mw-063 (0.085 µg/L J), LL1mw-080 (0.41 µg/L), Ll1mw-083 (4.9 µg/L J), LL1mw-084 (7.3 µg/L), LL3mw-236 (0.096 µg/L B), LL3mw-236 (0.76 µg/L J). There is no MCL for 1,3-Dinitrobenezene. The Region 3 PRG is 3.6 µg/L.

- 2,4,6-Trinitotoluene – LL1mw-063 (0.59 µg/L), LLmw-080 (0.56 µg/L), LL1mw-081 (0.050 µg/L J), LL3mw-083 (4.9 µg/L J), LL1mw-084 (7.3) µg/L J), LL3mw-236 (0.37 µg/L), LL3mw-238 (95 µg/L J), LL3mw-241

(3.4 µg/L). There is no MCL for 2,4,6-Trinitrotoluene. The Region 9 PRG is 2.2 µg/L.

- 2,4-Dinitotoluene – LL1mw-063 (0.21 µg/L), LL1mw-079 (0.052 µg/L J), Ll1mw-080 (0.27 µg/L), LL1mw-081 (0.057 µg/L J), LL1mw-083 (3.2 µg/L), LL1mw-084 (1.6 µg/L J), LL2mw-059 (0.28 µg/L), LL3mw-241 (0.095 µg/L J). There is no MCL for 2,4-Dinitrotoluene. The Region 9 PRG is 73 µg/L.

- 2-Amino-4,6-dintirotoluene – LL1mw-063 (1.6 µg/L), LL1mw-079 (1.1 µg/L), LL1mw-5.4 µg/L J), LL1mw-081 (1.2 µg/L J), LL1mw-083 (16 µg/L J), LL1mw-084 (11 µg/L J), LL2mw-059 (0.48 µg/L), LL2mw-060 (0.25 µg/L), LL3mw-236 (0.18 µg/L), LL3mw-238 (14 µg/L J), LL3mw-241 (3.8 µg/L). There is no MCL or Region 9 PRG for 2-Amino-4,6-dintirotoluene.

- 4-Amino-2,6-dintirotoluene – LL1mw-063 (6.3 µg/L), LL1mw-079 (1.3 µg/L), LL1mw-080 (8.6 µg/L J), LL1mw-081 (1.5 µg/L J), LL1mw-083 (24 µg/L J), LL1mw-084 (23 µg/L), LL2mw-059 (0.48 µg/L), LL2mw-060 (0.37 µg/L J), LL3mw-234 (0.55 µg/L J), LL3mw-236 (0.38 µg/L), LL3mw-238 (34 µg/L J), LL3mw-241 (3.8 µg/L). There is no MCL or Region 9 PRG for 4-Amino-2,6-dintirotoluene.

- 2,6-Dinitotoluene – LL1mw-063 (0.64 µg/L), LL1mw-080 (0.43 µg/L), LL1mw-083 (1.3 µg/L), LL1mw-084 (0.74 µg/L), LL3mw-241 (0.091 µg/L J). There is no MCL for 2,6-Dinitrotoluene. The Region 9 PRG is 36 µg/L.

- Nitrobenzene – LL2mw-059 (0.11 µg/L J), LL3mw-238 (0.25 µg/L J). There is no MCL for Nitrobenzene. The Region 9 PRG is 3.4 µg/L.

- HMX – LL1mw-063 (2.3 µg/L), LL1mw-079 (0.42 µg/L), LLmw-080 (11 µg/L), LL1mw-081 (0.82 µg/L), LL1mw-083 (1.7 µg/L J), LL1mw-084 (0.88 µg/L J), LL2mw-059 (0.095 µg/L J), LL3mw-234 (0.08 µg/L J), LL3mw-238 (2.2 µg/L J), LL3mw-241 (0.52 µg/L J). There is no MCL for HMX. The Region 9 PRG is 1,800 µg/L.

- Nitrate/Nitrite – LL12mw-088 (0.037 mg/L J B), LL12mw-128 (0.039 (0.077 µg/L J), LL12mw-153 (0.039 µg/L J B), LL12mw-154 (0.029 µg/L J B), LL12mw-184 (0.11 µg/L J), LL12mw-183 (0.029 µg/L J B), LL12nw-184 (0.035 µg/L J B), LL12mw-185 (0.66 µg/L J), LL12mw-187 (1670 µg/L J), Ll12mw-188 (0.2 µg/L), LL12mw-189 (0.047 µg/L J B), LL12mw-242 (0.097 µg/L J), LL12mw-243 (0.13 µg/L J), LL12mw-244 (0.26 µg/L J), LL12mw-245 (0.031 µg/L J B), LL12mw-246 (0.035 µg/L J B). The MCL and the Region 9 PRG for Nitrite are both 1.0 mg/L. The MCL and Region 9 PRG for Nitrate are 10 mg/L.

- Nitrocellulose – LL12mw-185 (0.58 µg/L J), LL12mw-187 (3.1 µg/L), Ll12mw-242 (0.52 µg/L J). There is no MCL or Region 9 PRG for Nitrocellulose.

- Nitroguanidine – LL3mw-236 (4.1 µg/L J). There is no MCL or Region 9 PRG for Nitroguanidine.

- RDX – LL1mw-063 (0.17 µg/L), LL1mw-079 (0.60 µg/L), LL1mw-081 (1.6 µg/L J), LL1mw-083 (0.085 µg/L J), LL1mw-084 (0.69 µg/L J), LL3mw-234 (0.53 µg/L J), LL3mw-238 (4.8 µg/L J), LL3mw-241 (1.5 µg/L). There is no MCL for RDX. The Region 9 PRG is 0.61 µg/L.

- Tetryl – LL1mw-080 (81 µg/L J). There is no MCL for Tertyl. The Region 9 PRG is 360 µg/L.

As shown in Table 3-2, the following explosives or propellants were detected at levels above the MCL or Region 9 PRGs during the July 2011 sampling:

- 2,4,6-Trinitotoluene at a concentration exceeding the Region 9 PRG of 2.2 µg/L at LL3mw-083 (4.9 µg/L J), LL1mw-084 (7.3) µg/L J), LL3mw-238 (95 µg/L J), and LL3mw-241 (3.4 µg/L).

- Nitrate/Nitrite at a concentration exceeding the MCL and Region 9 PRG of 1 µg/L at LL12mw-187 (1670 µg/L J).

- RDX at a concentration exceeding the Region 9 PRG of 0.61 µg/L at LL1mw-081 (1.6 µg/L J), LL1mw-084 (0.69 µg/L J), LL3mw-238 (4.8 µg/L J), and LL3mw-241 (1.5 µg/L).

Table 3-2. FWGWMP July 2011 Explosive and Propellant Analytical Results

Station ID					LL1mw-063	LL1mw-065	LL1mw-079	LL1mw-080	LL1mw-081	LL1mw-082
Sample ID		MCL	Region 9 PRG	USEPA RSL	FWGLL1mw-063C-1809-GW	FWGLL1mw-065C-1762-GW	FWGLL1mw-079C-1763-GW	FWGLL1mw-080C-1764-GW	FWGLL1mw-081C-1765-GW	FWGLL1mw-082C-1766-GW
Date Collected					8/2/2011	8/1/2011	8/2/2011	8/1/2011	8/1/2011	8/1/2011
Sample Type					Grab	Grab	Grab	Grab	Grab	Grab
Analyte	Units									
1,3,5-Trinitrobenzene	µg/L	NS	1100	1100	**0.097 B**	0.099 U	**0.038 B**	**0.61 J**	0.10 U	0.10 U
1,3-Dinitrobenzene	µg/L	NS	3.6	3.7	**0.085 J**	0.099 U	0.099 U	**0.41**	0.10 U	0.10 U
2,4,6-Trinitrolouene	µg/L	NS	2.2	2.2	**0.59**	0.099 U	0.099 U	**0.56**	**0.050 J**	0.10 U
2,4-Dinitrotoluene	µg/L	NS	73	0.22	**0.21**	0.099 U	**0.052 J**	**0.27**	**0.057 J**	0.10 U
2,6-Dinitrotoluene	µg/L	NS	36	37	**0.64**	0.099 U	0.099 U	**0.43**	0.10 U	0.10 U
2-Amino-4,6-dinitrotoluene	µg/L	NS	NS	73	**1.6**	0.099 UJ	**1.1**	**5.4 J**	**1.2 J**	0.10 UJ
2-Nitrotoluene	µg/L	NS	0.049	0.31	0.52 U	0.50 U	0.50 U	0.50 U	0.50 U	0.50 U
3-Nitrotoluene	µg/L	NS	120	3.7	0.52 U	0.50 U	0.50 U	0.50 U	0.50 U	0.50 U
4-Amino-2,6-Dinitrotoluene	µg/L	NS	NS	73	**6.3**	0.099 UJ	**1.3**	**8.6 J**	**1.5 J**	0.10 UJ
4-Nitrotoluene	µg/L	NS	0.66	4.2	0.52 U	0.50 U	0.50 U	0.50 U	0.50 U	0.50 U
HMX	µg/L	NS	1800	1800	**2.3**	0.099 U	**0.42**	**11**	**0.82**	0.10 U
Nitrate-Nitrite	mg/L	1	1	3	N/A	N/A	N/A	N/A	N/A	N/A
Nitrobenzene	µg/L	NS	3.4	0.12	0.10 U	0.099 U	0.099 U	0.10 U	0.10 U	0.10 U
Nitrocellulose	mg/L	NS	NS	110000	2.0 UJ	2.0 U	2.0 UJ	2.0 U	2.0 U	2.0 U
Nitroglycerin	µg/L	NS	4.8	3.7	0.68 U	0.64 U	0.64 U	0.65 U	0.65 U	0.66 U
Nitroguanidine	µg/L	NS	NS	3700	20 U	20 U	20 U	20 U	20 U	20 U
PETN	µg/L	NS	NS	NS	0.68 U	0.64 U	0.64 U	0.65 U	0.65 U	0.66 U
RDX	µg/L	NS	0.61	0.61	**0.17**	0.099 UJ	**0.60**	0.10 U	**1.6 J**	0.10 UJ
Tetryl	µg/L	NS	360	150	0.10 U	0.099 U	0.099 U	**81 J**	0.10 U	0.10 U

Notes:
NS = no standard
Bold = detected compound above the MDL
N/A = Not Analyzed

Due to excessive particulates, LL1mw-081, LL1mw-082
LL12mw-107, LL12mw-113, LL12mw-188 and LL12mw-244
samples were filtered in the laboratory.

Table 3-2. FWGWMP July 2011 Explosive and Propellant Analytical Results

Station ID					LL1mw-083	LL1mw-084	LL1mw-085	LL2mw-059	LL2mw-060	LL2mw-265
Sample ID		MCL	Region 9 PRG	USEPA RSL	FWGLL1mw-083C-1767-GW	FWGLL1mw-084C-1768-GW	FWGLL1mw-085C-1769-GW	FWGLL2mw-059C-1770-GW	FWGLL2mw-060C-1771-GW	FWGLL2mw-265C-1772-GW
Date Collected					8/1/2011	8/1/2011	8/1/2011	8/2/2011	8/2/2011	8/2/2011
Sample Type					Grab	Grab	Grab	Grab	Grab	Grab
Analyte	Units									
1,3,5-Trinitrobenzene	µg/L	NS	1100	1100	**6.9**	**2.6**	0.10 U	**0.47**	0.10 U	0.11 U
1,3-Dinitrobenzene	µg/L	NS	3.6	3.7	**0.15**	**0.40**	0.10 U	**0.067 J**	0.10 U	0.11 U
2,4,6-Trinitrolouene	µg/L	NS	2.2	2.2	**4.9 J**	**7.3**	0.10 U	0.10 U	0.10 U	0.11 U
2,4-Dinitrotoluene	µg/L	NS	73	0.22	**3.2**	**1.6**	0.10 U	**0.28**	0.10 U	0.11 U
2,6-Dinitrotoluene	µg/L	NS	36	37	**1.3**	**0.74**	0.10 U	0.10 U	0.10 U	0.11 U
2-Amino-4,6-dinitrotoluene	µg/L	NS	NS	73	**16 J**	**11 J**	0.10 UJ	**0.48**	**0.25**	0.11 U
2-Nitrotoluene	µg/L	NS	0.049	0.31	0.50 U	0.52 U	0.50 U	0.50 U	0.50 U	0.55 U
3-Nitrotoluene	µg/L	NS	120	3.7	0.50 U	0.52 U	0.50 U	0.50 U	0.50 U	0.55 U
4-Amino-2,6-Dinitrotoluene	µg/L	NS	NS	73	**24 J**	**23 J**	0.10 UJ	**0.48**	**0.37**	0.11 U
4-Nitrotoluene	µg/L	NS	0.66	4.2	0.50 U	0.52 U	0.50 U	0.50 U	0.50 U	0.55 U
HMX	µg/L	NS	1800	1800	**1.7 J**	**0.88 J**	0.10 U	**0.095 J**	0.10 U	0.11 U
Nitrate-Nitrite	mg/L	1	1	3	N/A	N/A	N/A	N/A	N/A	N/A
Nitrobenzene	µg/L	NS	3.4	0.12	0.10 U	0.10 U	0.10 U	**0.11 J**	0.10 U	0.11 U
Nitrocellulose	mg/L	NS	NS	110000	2.0 U	2.0 U	2.0 U	2.0 UJ	2.0 UJ	2.0 UJ
Nitroglycerin	µg/L	NS	4.8	3.7	0.65 U	0.68 U	0.65 U	0.66 U	0.65 U	0.72 U
Nitroguanidine	µg/L	NS	NS	3700	20 U	20 U	20 U	20 U	20 U	20 U
PETN	µg/L	NS	NS	NS	0.65 U	0.68 U	0.65 U	0.66 U	0.65 U	0.72 U
RDX	µg/L	NS	0.61	0.61	**0.085 J**	**0.69 J**	0.10 UJ	0.10 U	0.10 U	0.11 U
Tetryl	µg/L	NS	360	150	0.10 U	0.10 U	0.10 U	0.10 U	0.10 U	0.11 U

Notes:
NS = no standard
Bold = detected compound above the MDL
N/A = Not Analyzed
Due to excessive particulates, LL1mw-081, LL1mw-082
LL12mw-107, LL12mw-113, LL12mw-188 and LL12mw-244
samples were filtered in the laboratory.

Table 3-2. FWGWMP July 2011 Explosive and Propellant Analytical Results

Station ID					LL3mw-234	LL3mw-235	L3mw-236	LL3mw-238	LL3mw-241	LL12mw-088
Sample ID		MCL	Region 9 PRG	USEPA RSL	FWGLL3mw-234C-1773-GW	FWGLL3mw-235C-1774-GW	FWGLL3mw-236C-1775-GW	FWGLL3mw-238C-1776-GW		FWGLL12mw-088C-1778-GW
Date Collected					8/3/2011	8/3/2011	8/4/2011	8/3/2011	8/4/2011	8/3/2011
Sample Type					Grab	Grab	Grab	Grab	Grab	Grab
Analyte	Units									
1,3,5-Trinitrobenzene	µg/L	NS	1100	1100	0.099 UJ	0.10 UJ	**0.035 B**	**36 J**	**4.1**	0.11 UJ
1,3-Dinitrobenzene	µg/L	NS	3.6	3.7	0.099 UJ	0.10 UJ	**0.096 B**	**0.76 J**	0.10 U	0.11 UJ
2,4,6-Trinitrolouene	µg/L	NS	2.2	2.2	0.099 UJ	0.10 UJ	**0.37**	**95 J**	**3.4**	0.11 UJ
2,4-Dinitrotoluene	µg/L	NS	73	0.22	0.099 UJ	0.10 UJ	0.10 U	0.97 UJ	**0.095 J**	0.11 UJ
2,6-Dinitrotoluene	µg/L	NS	36	37	0.099 UJ	0.10 UJ	0.10 U	0.97 UJ	**0.091 J**	0.11 UJ
2-Amino-4,6-dinitrotoluene	µg/L	NS	NS	73	**0.31 J**	0.10 UJ	**0.18**	**14 J**	**3.8**	0.11 UJ
2-Nitrotoluene	µg/L	NS	0.049	0.31	0.50 UJ	0.51 UJ	0.50 U	4.8 UJ	0.52 U	0.54 UJ
3-Nitrotoluene	µg/L	NS	120	3.7	0.50 UJ	0.51 UJ	0.50 U	4.8 UJ	0.52 U	0.54 UJ
4-Amino-2,6-Dinitrotoluene	µg/L	NS	NS	73	**0.55 J**	0.10 UJ	**0.38**	**34 J**	**3.8**	0.11 UJ
4-Nitrotoluene	µg/L	NS	0.66	4.2	0.50 UJ	0.51 UJ	0.50 U	4.8 UJ	0.52 U	0.54 UJ
HMX	µg/L	NS	1800	1800	**0.080 J**	0.10 UJ	0.10 U	**2.2 J**	**0.52 J**	0.11 U
Nitrate-Nitrite	mg/L	1	1	3	N/A	N/A	N/A	N/A	N/A	**0.037 JB**
Nitrobenzene	µg/L	NS	3.4	0.12	0.099 UJ	0.10 UJ	0.10 U	0.97 UJ	0.10 U	0.11 UJ
Nitrocellulose	mg/L	NS	NS	110000	2.0 U	2.0 U	2.0 U	2.0 U	2.0 U	2.0 U
Nitroglycerin	µg/L	NS	4.8	3.7	0.64 UJ	0.66 UJ	0.65 U	6.3 UJ	0.68 U	0.70 UJ
Nitroguanidine	µg/L	NS	NS	3700	20 U	20 U	**4.1 J**	20 U	20 U	20 U
PETN	µg/L	NS	NS	NS	0.64 UJ	0.66 UJ	0.65 U	6.3 UJ	0.68 U	0.70 UJ
RDX	µg/L	NS	0.61	0.61	**0.53 J**	0.10 UJ	0.10 U	**4.8 J**	**1.5**	0.11 U
Tetryl	µg/L	NS	360	150	0.099 UJ	0.10 UJ	0.10 U	0.97 UJ	0.10 U	0.11 UJ

Notes:
NS = no standard
Bold = detected compound above the MDL
N/A = Not Analyzed
Due to excessive particulates, LL1mw-081, LL1mw-082
LL12mw-107, LL12mw-113, LL12mw-188 and LL12mw-244
samples were filtered in the laboratory.

Table 3-2. FWGWMP July 2011 Explosive and Propellant Analytical Results

Station ID					LL12mw-107	LL12mw-113	LL12mw-128	LL12mw-153	LL12mw-154	LL12mw-182
Sample ID		MCL	Region 9 PRG	USEPA RSL	FWGLL12mw-107C-1779-GW	FWGLL12mw-113C-1780-GW	FWGLL12mw-128C-1781-GW	FWGLL12mw-153C-1782-GW	FWGLL12mw-154C-1783-GW	FWGLL12mw-182C-1784-GW
Date Collected					8/3/2011	8/2/2011	8/3/2011	8/3/2011	8/3/2011	8/2/2011
Sample Type					Grab	Grab	Grab	Grab	Grab	Grab
Analyte	Units									
1,3,5-Trinitrobenzene	µg/L	NS	1100	1100	0.10 U	0.099 U	0.097 UJ	0.10 UJ	0.099 UJ	0.10 U
1,3-Dinitrobenzene	µg/L	NS	3.6	3.7	0.10 U	0.099 U	0.097 UJ	0.10 UJ	0.099 UJ	0.10 U
2,4,6-Trinitrolouene	µg/L	NS	2.2	2.2	0.10 U	0.099 U	0.097 UJ	0.10 UJ	0.099 UJ	0.10 U
2,4-Dinitrotoluene	µg/L	NS	73	0.22	0.10 U	0.099 U	0.097 UJ	0.10 UJ	0.099 UJ	0.10 U
2,6-Dinitrotoluene	µg/L	NS	36	37	0.10 U	0.099 U	0.097 UJ	0.10 UJ	0.099 UJ	0.10 U
2-Amino-4,6-dinitrotoluene	µg/L	NS	NS	73	0.10 U	0.099 U	0.097 UJ	0.10 UJ	0.099 UJ	0.10 U
2-Nitrotoluene	µg/L	NS	0.049	0.31	0.50 U	0.50 U	0.48 UJ	0.51 UJ	0.50 UJ	0.50 U
3-Nitrotoluene	µg/L	NS	120	3.7	0.50 U	0.50 U	0.48 UJ	0.51 UJ	0.50 UJ	0.50 U
4-Amino-2,6-Dinitrotoluene	µg/L	NS	NS	73	0.10 U	0.099 U	0.097 UJ	0.10 UJ	0.099 UJ	0.10 U
4-Nitrotoluene	µg/L	NS	0.66	4.2	0.50 U	0.50 U	0.48 UJ	0.51 UJ	0.50 UJ	0.50 U
HMX	µg/L	NS	1800	1800	0.10 U	0.099 U	0.097 U	0.10 U	0.099 U	0.10 U
Nitrate-Nitrite	mg/L	1	1	3	**0.045 J**	**0.27 J**	**0.077 J**	**0.039 JB**	**0.029 JB**	**0.11 J**
Nitrobenzene	µg/L	NS	3.4	0.12	0.10 U	0.099 U	0.097 UJ	0.10 UJ	0.099 UJ	0.10 U
Nitrocellulose	mg/L	NS	NS	110000	2.0 UJ	2.0 UJ	2.0 U	2.0 U	2.0 U	2.0 UJ
Nitroglycerin	µg/L	NS	4.8	3.7	0.66 U	0.64 U	0.63 UJ	0.66 UJ	0.64 UJ	0.66 U
Nitroguanidine	µg/L	NS	NS	3700	20 U	20 U	20 U	20 U	20 U	20 U
PETN	µg/L	NS	NS	NS	0.66 U	0.64 U	0.63 UJ	0.66 UJ	0.64 UJ	0.66 U
RDX	µg/L	NS	0.61	0.61	0.10 U	0.099 U	0.097 U	0.10 U	0.099 U	0.10 U
Tetryl	µg/L	NS	360	150	0.10 U	0.099 U	0.097 UJ	0.10 UJ	0.099 UJ	0.10 U

Notes:
NS = no standard
Bold = detected compound above the MDL
N/A = Not Analyzed

Due to excessive particulates, LL1mw-081, LL1mw-082
LL12mw-107, LL12mw-113, LL12mw-188 and LL12mw-244
samples were filtered in the laboratory.

Table 3-2. FWGWMP July 2011 Explosive and Propellant Analytical Results

Station ID					LL12mw-183	LL12mw-184	LL12mw-185	LL12mw-186	LL12mw-187	LL12mw-188
Sample ID		MCL	Region 9 PRG	USEPA RSL	FWGLL12mw-183C-1785-GW	FWGLL12mw-184C-1786-GW	FWGLL12mw-185C-1787-GW	FWGLL12mw-186C-1788-GW	FWGLL12mw-187C-1789-GW	FWGLL12mw-188C-1790-GW
Date Collected					8/2/2011	8/3/2011	8/2/2011	8/3/2011	8/3/2011	8/2/2011
Sample Type					Grab	Grab	Grab	Grab	Grab	Grab
Analyte	Units									
1,3,5-Trinitrobenzene	µg/L	NS	1100	1100	0.10 U	0.10 UJ	0.10 U	0.099 UJ	0.097 UJ	0.10 U
1,3-Dinitrobenzene	µg/L	NS	3.6	3.7	0.10 U	0.10 UJ	0.10 U	0.099 UJ	0.097 UJ	0.10 U
2,4,6-Trinitrolouene	µg/L	NS	2.2	2.2	0.10 U	0.10 UJ	0.10 U	0.099 UJ	0.097 UJ	0.10 U
2,4-Dinitrotoluene	µg/L	NS	73	0.22	0.10 U	0.10 UJ	0.10 U	0.099 UJ	0.097 UJ	0.10 U
2,6-Dinitrotoluene	µg/L	NS	36	37	0.10 U	0.10 UJ	0.10 U	0.099 UJ	0.097 UJ	0.10 U
2-Amino-4,6-dinitrotoluene	µg/L	NS	NS	73	0.10 U	0.10 UJ	0.10 U	0.099 UJ	0.097 UJ	0.10 U
2-Nitrotoluene	µg/L	NS	0.049	0.31	0.50 U	0.50 UJ	0.50 U	0.50 UJ	0.48 UJ	0.50 U
3-Nitrotoluene	µg/L	NS	120	3.7	0.50 U	0.50 UJ	0.50 U	0.50 UJ	0.48 UJ	0.50 U
4-Amino-2,6-Dinitrotoluene	µg/L	NS	NS	73	0.10 U	0.10 UJ	0.10 U	0.099 UJ	0.097 UJ	0.10 U
4-Nitrotoluene	µg/L	NS	0.66	4.2	0.50 U	0.50 UJ	0.50 U	0.50 UJ	0.48 UJ	0.50 U
HMX	µg/L	NS	1800	1800	0.10 U	0.10 U	0.10 U	0.099 U	0.097 U	0.10 U
Nitrate-Nitrite	mg/L	1	1	3	**0.029 JB**	**0.035 JB**	**0.66 J**	**0.024 JB**	**1670 J**	**0.20**
Nitrobenzene	µg/L	NS	3.4	0.12	0.10 U	0.10 UJ	0.10 U	0.099 UJ	0.097 UJ	0.10 U
Nitrocellulose	mg/L	NS	NS	110000	2.0 UJ	2.0 U	**0.58 J**	2.0 U	**3.1**	2.0 UJ
Nitroglycerin	µg/L	NS	4.8	3.7	0.65 U	0.66 UJ	0.65 U	0.64 UJ	0.63 UJ	0.66 U
Nitroguanidine	µg/L	NS	NS	3700	20 U	20 U	20 U	20 U	20 U	20 U
PETN	µg/L	NS	NS	NS	0.65 U	0.66 UJ	0.65 U	0.64 UJ	0.63 UJ	0.66 U
RDX	µg/L	NS	0.61	0.61	0.10 U	0.10 U	0.10 U	0.099 U	0.097 U	0.10 U
Tetryl	µg/L	NS	360	150	0.10 U	0.10 UJ	0.10 U	0.099 UJ	0.097 UJ	0.10 U

Notes:
NS = no standard
Bold = detected compound above the MDL
N/A = Not Analyzed
Due to excessive particulates, LL1mw-081, LL1mw-082
LL12mw-107, LL12mw-113, LL12mw-188 and LL12mw-244
samples were filtered in the laboratory.

Table 3-2. FWGWMP July 2011 Explosive and Propellant Analytical Results

Station ID					LL12mw-189	LL12mw-242	LL12mw-243	LL12mw-244	LL12mw-245	LL12mw-246
Sample ID		MCL	Region 9 PRG	USEPA RSL	FWGLL12mw-189C-1791-GW	FWGLL12mw-242C-1792-GW	FWGLL12mw-243C-1793-GW	FWGLL12mw-244C-1794-GW	FWGLL12mw-245C-1795-GW	FWGLL12mw-246C-1796-GW
Date Collected					8/4/2011	8/3/2011	8/3/2011	8/2/2011	8/3/2011	8/2/2011
Sample Type					Grab	Grab	Grab	Grab	Grab	Grab
Analyte	Units									
1,3,5-Trinitrobenzene	µg/L	NS	1100	1100	**0.031 B**	0.10 UJ	0.11 UJ	0.10 U	0.096 UJ	0.11 U
1,3-Dinitrobenzene	µg/L	NS	3.6	3.7	0.097 U	0.10 UJ	0.11 UJ	0.10 U	0.096 UJ	0.11 U
2,4,6-Trinitrolouene	µg/L	NS	2.2	2.2	0.097 U	0.10 UJ	0.11 UJ	0.10 U	0.096 UJ	0.11 U
2,4-Dinitrotoluene	µg/L	NS	73	0.22	0.097 U	0.10 UJ	0.11 UJ	0.10 U	0.096 UJ	0.11 U
2,6-Dinitrotoluene	µg/L	NS	36	37	0.097 U	0.10 UJ	0.11 UJ	0.10 U	0.096 UJ	0.11 U
2-Amino-4,6-dinitrotoluene	µg/L	NS	NS	73	0.097 U	0.10 UJ	0.11 UJ	0.10 U	0.096 UJ	0.11 U
2-Nitrotoluene	µg/L	NS	0.049	0.31	0.48 U	0.52 UJ	0.54 UJ	0.50 U	0.48 UJ	0.56 U
3-Nitrotoluene	µg/L	NS	120	3.7	0.48 U	0.52 UJ	0.54 UJ	0.50 U	0.48 UJ	0.56 U
4-Amino-2,6-Dinitrotoluene	µg/L	NS	NS	73	0.097 U	0.10 UJ	0.11 UJ	0.10 U	0.096 UJ	0.11 U
4-Nitrotoluene	µg/L	NS	0.66	4.2	0.48 U	0.52 UJ	0.54 UJ	0.50 U	0.48 UJ	0.56 U
HMX	µg/L	NS	1800	1800	0.097 U	0.10 U	0.11 U	0.10 U	0.096 U	0.11 U
Nitrate-Nitrite	mg/L	1	1	3	**0.047 JB**	**0.097 J**	**0.13 J**	**0.26 J**	**0.031 JB**	**0.035 JB**
Nitrobenzene	µg/L	NS	3.4	0.12	0.097 U	0.10 UJ	0.11 UJ	0.10 U	0.096 UJ	0.11 U
Nitrocellulose	mg/L	NS	NS	110000	2.0 U	**0.52 J**	2.0 U	2.0 UJ	2.0 U	2.0 UJ
Nitroglycerin	µg/L	NS	4.8	3.7	0.63 U	0.68 UJ	0.70 UJ	0.65 U	0.62 UJ	0.72 U
Nitroguanidine	µg/L	NS	NS	3700	20 U	20 U	20 U	20 U	20 U	20 U
PETN	µg/L	NS	NS	NS	0.63 U	0.68 UJ	0.70 UJ	0.65 U	0.62 UJ	0.72 U
RDX	µg/L	NS	0.61	0.61	0.097 U	0.10 U	0.11 U	0.10 U	0.096 U	0.11 U
Tetryl	µg/L	NS	360	150	0.097 U	0.10 UJ	0.11 UJ	0.10 U	0.096 UJ	0.11 U

Notes:
NS = no standard
Bold = detected compound above the MDL
N/A = Not Analyzed
Due to excessive particulates, LL1mw-081, LL1mw-082
LL12mw-107, LL12mw-113, LL12mw-188 and LL12mw-244
samples were filtered in the laboratory.

Table 3-2. FWGWMP July 2011 Explosive and Propellant Analytical Results

Data Qualifiers

Data qualifier flags are used in an effort to describe the quality of each piece of data for each constituent. These flags are letter codes appended to the numerical data. The following data qualifiers are specified in the USACE Louisville Chemistry Guidelines. For a complete explanation of qualifiers used for each constituent please refer to the Data Verification Summaries in Appendix D.

U The analyte was analyzed for but not detected. The numerical value preceding the U is the associated reporting limit.

J The identification of the analyte is acceptable, but the quality assurance criteria indicate that the quantitative values may be outside the normal expected range of precision (i.e., the quantitative value is estimated). Examples include:

- Results detected above the laboratory MDL but less than the laboratory reporting limit.
- MS/MSD percent recoveries outside the acceptance criteria.
- Laboratory control sample (LCS) percent recoveries outside acceptance criteria.

R Data are considered to be rejected and shall not be used. This flag denotes the failure of quality control criteria such that it cannot be determined if the analyte is present or absent from the sample [e.g., the method reporting limit (MRL) verification standard was below quality control guidelines; associated sample results that were non-detect are unusable].

UJ This flag is a combination of the U and J qualifiers which indicate that the analyte is not present. The reported value is considered to be an estimated reporting limit (RL).

B The B flag is used for both organic and inorganic analyses when the analyte is found in the method blank or any of the field blanks. This designation overrides the Contract Laboratory Program (CLP) “B” designation when used by the laboratory as an estimated value for inorganics.

3.2.2 Inorganic Elements

Inorganic elements analytical results are presented in Table 3-3. The inorganics detected in the samples included: aluminum, arsenic, barium, cadmium, calcium, cobalt, copper, iron, lead, magnesium, manganese, nickel, potassium, sodium, and zinc. The inorganic elements that were detected were compared to facility-wide background levels, and against elements that are considered as essential nutrients to determine if they are to be considered as Site Related Contaminants (SRCs). Calcium, magnesium, iron, potassium, and sodium were eliminated as potential SRCs because they are considered as essential nutrients. Site-specific background levels for inorganic elements are presented in Table 3-4. The inorganic elements that were detected were compared to the appropriate background criteria to determine if they were SRCs. The following inorganic elements were detected above the method detection limits and the background levels reported in Table 3-4:

Aluminum

- Bedrock Zone: – LL1mw-063 (160 µg/L), LL1mw-080 (28 µg/L J), LL1mw-081 (25 µg/L J), LL1mw-083 (940 µg/L), LL1mw-084 (590 µg/L), LL3mw-236 (40 µg/L B), LL3mw-241 (40 µg/L B), LL12mw-113 (21000), LL12mw-189 (840 µg/L). The Groundwater Bedrock Zone Background Criteria (filtered) is 0 µg/L.
- Unconsolidated Zone: – LL12mw-088 (22 µg/L J), LL12mw-113 (21000 µg/L), LL12mw-128 (190 µg/L J), LL12mw-154 (20 µg/L J), LL12mw-182 (30 µg/L J), LL12mw-184 (31 µg/L J), LL12mw-243 (150 µg/L J), LL12mw-244 (220 µg/L), LL12mw-245 (37 µg/L J). The Groundwater Unconsolidated Zone Background Criteria (filtered) is 0 µg/L. The MCL for Aluminum is 200 µg/L. The Region 9 PRG is 36,000 µg/L.

Arsenic

- Bedrock Zone: – LL1mw-081 (3.2 µg/L J), LL1mw-082 (4.9 µg/L J), LL1mw-085 (4.8 µg/L J), LL2mw-059 (7.1 µg/L), LL3mw-235 (3.3 µg/L B), LL12mw-113 (45 µg/L), LL12mw-183 (45 µg/L), LL12mw-186 (3.4 µg/L B), LL12mw-189 (14 µg/L). The Groundwater Bedrock Zone Background Criteria (filtered) is 0 µg/L.
- Unconsolidated Zone: – LL12mw-088 (13 µg/L B), LL12mw-107 (14 µg/L), LL12mw-128 (48 µg/L), LL12mw-153 (18 µg/L B), LL12mw-154 (15 µg/L B), LL12mw-182 (28 µg/L), LL12mw-184 (17 µg/L B), LL12mw-188 (4.1 µg/L J), LL12mw-242 (20 µg/L), LL12mw-243 (15 µg/L B). The Groundwater Unconsolidated Zone Background Criteria (filtered) is 11.7 µg/L.
  The MCL for Arsenic is 10 µg /L. The Region 9 PRG is 0.045 µg/L.

Barium

- Bedrock Zone: - None. The Groundwater Bedrock Zone Background Criteria (filtered) is 256 µg/L.
- Unconsolidated Zone: - LL12mw-088 (360 µg/L), LL12mw-187 (260 µg/L), LL12mw-244 (110 µg/L). The Groundwater Unconsolidated Zone Background Criteria (filtered) is 82.1 µg/L.

The MCL for Barium is 2000 µg/L. The Region 9 PRG is 2600 µg/L.

Beryllium

- Bedrock Zone: - LL1mw-083 (0.44 µg/L J), LL1mw-084 (0.21 µg/L J), LL12mw-113 (1.1 µg/L). The Groundwater Bedrock Zone Background Criteria (filtered) is 0 µg/L.
- Unconsolidated Zone: - None. The Groundwater Unconsolidated Zone Background Criteria (filtered) is 0 µg/L.
  The MCL for Beryllium is 4 µg/L. The Region 9 PRG is 73 µg/L.

Cadmium

- Bedrock Zone: - LL1mw-0.26 µg/L J), LL1mw-083 (0.73 µg/L), LL1mw-084 (1.5 µg/L), LL12mw-113 (0.23 µg/L J). The Groundwater Bedrock Zone Background Criteria (filtered) is 0 µg/L.
- Unconsolidated Zone: - LL12mw-185 (0.23 µg/L J). The Groundwater Unconsolidated Zone Background Criteria (filtered) is 0 µg/L.
  The MCL for Cadmium is 5 µg/L. The Region 9 PRG is 18 µg/L.

Chromium

- Bedrock Zone – LL12mw-113 (30 µg/L). The Groundwater Bedrock Zone Background Criteria (filtered) is 7.3 µg/L.
- Unconsolidated Zone: - None. The Groundwater Unconsolidated Zone Background Criteria (filtered) is 0 µg/L.
  The MCL for Chromium is 100 µg/L. The Region 9 PRG is 55,000 µg/L.

Cobalt

- Bedrock Zone: - LL1mw-063 (3.2 µg/L J), LL1mw-081 (4.7 µg/L), LL1mw-082 (8.5µg/L), LL1mw-083 (10 µg/L), LL1mw-084 (13 µg/L J), LL1mw-085 (2.9 µg/L) LL2mw-059 (6.0 µg/L), LL3mw-236 (7.5 µg/L J), LL12mw-113 (27 µg/L), Ll12mw-189 (1.7 µg/L J). The Groundwater Bedrock Zone Background Criteria (filtered) is 0 µg/L.
- Unconsolidated Zone: - LL12mw-107 (1.8 µg/L J), LL12mw-187 (9.8 µg/L), Ll12mw-245 (3.2 µg/L J). The Groundwater Unconsolidated Zone Background Criteria (filtered) is 0 µg/L.
  There is no MCL for Cobalt. The Region 9 PRG is 730 µg/L.

Copper

- Bedrock Zone: - LL1mw-84 (11.0 µg/L), LL12mw-113 (44 µg/L). The Groundwater Bedrock Zone Background Criteria (filtered) is 0 µg/L.
  The Groundwater Bedrock Zone Background Criteria is 0 µg/L.
- Unconsolidated Zone: - None. The Groundwater Unconsolidated Zone Background Criteria (filtered) is 0 µg/L.
  The MCL for Copper is 1,300 µg/L. The Region 9 PRG is 1,500 µg/L.

Lead

- Bedrock Zone: - LL12mw-113 (21 µg/L). The Groundwater Bedrock Zone Background Criteria (filtered) is 0 µg/L.
- Unconsolidated Zone: - None. The Groundwater Unconsolidated Zone Background Criteria (filtered) is 0 µg/L.
  The MCL for Lead s 15 µg/L. The Region 9 PRG is 880 µg/L.

Manganese

- Bedrock Zone: - LL1mw-081 (2000 µg/L), LL2mw-059 (2100 µg/L), Ll3mw-234 (1800 µg/L), LL12mw-113 (2700 µg/L). The Groundwater Bedrock Zone Background Criteria (filtered) is 1,340 µg/L.
- Unconsolidated Zone: - LL12mw-185 (1600 µg/L), LL12mw-187 (2100 µg/L). The Groundwater Unconsolidated Zone Background Criteria (filtered) is 1,020 µg/L.
  The MCL for Manganese is 50 µg/L. The Region 9 PRG is 880 µg/L.

Nickel

- Bedrock Zone: - None. The Groundwater Bedrock Zone Background Criteria (filtered) is 83.4 µg/L.
- Unconsolidated Zone: -LL12mw-182 (4.1 µg/L J), LL12mw-185 (6.8 µg/L J), LL12mw-187 (16 µg/L), LL12mw-243 (3.4 µg/L J), LL3mw-245 (3.3 µg/L J). The Groundwater Unconsolidated Zone Background Criteria (filtered) is 0 µg/L. There is no MCL for Nickel. The Region 9 PRG is 730 µg/L.

Vanadium

- Bedrock Zone – Ll1mw-081 (0.82 µg/L J), LL12mw-113 (33 µg/L). The Groundwater Bedrock Zone Background Criteria (filtered) is 0 µg/L.
- Unconsolidated Zone: - None. The Groundwater Unconsolidated Zone Background Criteria (filtered) is 0 µg/L.
- There is no MCL for Vanadium. The Region 9 PRG is 36 µg/L.

Zinc

- Bedrock Zone: - LL1mw-079 (55 µg/L), LL1mw-084 (59 µg/L), LL12mw-113 (130 µg/L). The Groundwater Bedrock Zone Background Criteria (filtered) is 52.3 µg/L.
- Unconsolidated Zone: - None. The Groundwater Unconsolidated Zone Background Criteria (filtered) is 60.9 µg/L.
  The MCL for Zinc is 5,000 µg/L. The Region 9 PRG is 11,000 µg/L.

Several inorganic compounds were detected at levels exceeding the MCLs and/or Region 9 PRGs. These included aluminum, manganese, arsenic, and iron for wells from all areas sampled. These compounds were also detected at concentrations exceeding the Facility-Wide Background Criteria for many of the wells. Table 4-1 in Section 4 presents a summary of all inorganic compounds and the associated wells that had detections exceeding MCLs or Region 9 PRGs.

The facility-wide groundwater conditions are still being evaluated, including background levels for all inorganic compounds. This will also include an evaluation of arsenic, iron, and manganese related to exceedances of the MCLs. The elevated concentrations of the subject parameters will be evaluated with respect to Ravenna's Draft Facility-Wide Clean-Up Goals (CUGs). To date there have been no elevated concentrations of the subject parameters found in the groundwater which would pose an immediate threat to human health or the environment. The evaluation of elevated concentrations of Chemicals of Concern (COCs) is ongoing. Additionally, further sampling at various facility wells will be conducted to further gauge the extent of any contamination in the groundwater.

Table 3-3. FWGWMP July 2011 Inorganics Analytical Results

Station ID					LL1mw-063	LL1mw-065	LL1mw-079	LL1mw-080	LL1mw-081	LL1mw-082
Sample ID		MCL	Region 9 PRG	USEPA RSL	FWGLL1mw-063C-1809-GF	FWGLL1mw-065C-1762-GF	FWGLL1mw-079C-1763-GF	FWGLL1mw-080C-1764-GF	FWGLL1mw-081C-1765-GF	FWGLL1mw-082C-1766-GF
Date Collected					8/2/2011	8/1/2011	8/2/2011	8/1/2011	8/1/2011	8/1/2011
Sample Type					Grab	Grab	Grab	Grab	Grab	Grab
Analyte	Units									
Aluminum	µg/L	200	36000	37000	**160**	50 U	50 U	**28 J**	**25 J**	50 U
Antimony	µg/L	6	15	15	2.0 U	2.0 U	2.0 U	2.0 U	0.18 U	2.0 U
Arsenic	µg/L	10	0.045	0.045	5.0 U	**3.4 J**	5.0 U	5.0 U	**3.2 J**	**4.9 J**
Barium	µg/L	2000	2600	7300	**17**	**49**	**6.8 J**	**24**	**18**	**10**
Beryllium	µg/L	4	73	73	1.0 U	1.0 U	1.0 U	1.0 U	1.0 U	1.0 U
Cadmium	µg/L	5	18	18	0.50 U	0.50 U	**0.26 J**	0.50 U	0.50 U	0.50 U
Calcium	µg/L	NS	NS	NS	**2000**	**75000**	**22000**	**74000**	**60000**	**30000**
Chromium	µg/L	100	55000	16000	5.0 U	5.0 U	5.0 U	5.0 U	5.0 U	5.0 U
Cobalt	µg/L	NS	730	11	**3.2 J**	5.0 U	5.0 U	5.0 U	**4.7 J**	**8.5**
Copper	µg/L	1300	1500	1500	5.0 U	5.0 U	5.0 U	5.0 U	5.0 U	5.0 U
Iron	µg/L	300	11000	26000	**30 J**	**65**	50 U	50 U	**3100**	**5900**
Lead	µg/L	15	NS	NS	3.0 U	3.0 U	3.0 U	3.0 U	3.0 U	3.0 U
Magnesium	µg/L	NS	NS	NS	**2200**	**19000**	**12000**	**7200**	**13000**	**13000**
Manganese	µg/L	50	880	880	**170**	**250**	**49**	**5.5 J**	**2000**	**1200**
Mercury	µg/L	2	11	0.57	0.20 U	0.20 U	0.20 U	0.20 U	0.20 U	0.20 U
Nickel	µg/L	NS	730	730	**15**	10 U	**11**	10 U	**7.9 J**	**18**
Potassium	µg/L	NS	NS	NS	**1000**	**910 J**	**2600**	**2300**	**2100**	**1500**
Selenium	µg/L	50	180	180	5.0 U	5.0 U	5.0 U	5.0 U	5.0 U	5.0 U
Silver	µg/L	100	180	180	5.0 U	5.0 U	5.0 U	5.0 U	5.0 U	5.0 U
Sodium	µg/L	NS	NS	NS	**6500**	**11000**	**6900**	**2900**	**1800**	**1300**
Thallium	µg/L	2	2.4	NS	0.25 UB	0.18 UJB	0.14 UB	0.18 UJB	1.1 UJ	0.31 UJB
Vanadium	µg/L	NS	36	180	10 U	10 U	10 U	10 U	**0.82 J**	10 U
Zinc	µg/L	5000	11000	11000	**20**	10 U	**55**	10 U	**31**	**45**

Notes:

NS = no standard

Bold = detected compound above the MDL

N/A = Not Analyzed

Table 3-3. FWGWMP July 2011 Inorganics Analytical Results

Station ID					LL1mw-083	LL1mw-084	LL1mw-085	LL2mw-059	LL2mw-060	LL2mw-265
Sample ID		MCL	Region 9 PRG	USEPA RSL	FWGLL1mw-083C-1767-GF	FWGLL1mw-084C-1768-GF	FWGLL1mw-085C-1769-GF	FWGLL2mw-059C-1770-GF	FWGLL2mw-060C-1771-GF	FWGLL2mw-265C-1772-GF
Date Collected					8/1/2011	8/1/2011	8/1/2011	8/2/2011	8/2/2011	8/2/2011
Sample Type					Grab	Grab	Grab	Grab	Grab	Grab
Analyte	Units									
Aluminum	µg/L	200	36000	37000	**940**	**590**	50 U	50 U	50 U	50 U
Antimony	µg/L	6	15	15	0.35 U	2.0 U	2.0 U	2.0 U	0.18 U	0.13 U
Arsenic	µg/L	10	0.045	0.045	5.0 U	5.0 U	**4.8 J**	**7.1**	5.0 U	5.0 U
Barium	µg/L	2000	2600	7300	**17**	**15**	**16**	**130**	**23**	**9.3 J**
Beryllium	µg/L	4	73	73	**0.44 J**	**0.21 J**	1.0 U	1.0 U	1.0 U	1.0 U
Cadmium	µg/L	5	18	18	**0.73**	**1.5**	0.50 U	0.50 U	0.50 U	0.50 U
Calcium	µg/L	NS	NS	NS	**26000**	**47000**	**78000**	**28000**	**40000**	**77000**
Chromium	µg/L	100	55000	16000	5.0 U	5.0 U	5.0 U	5.0 U	5.0 U	5.0 U
Cobalt	µg/L	NS	730	11	**10**	**13**	**2.9 J**	**19**	5.0 U	**6.0**
Copper	µg/L	1300	1500	1500	5.0 U	**11**	5.0 U	5.0 U	5.0 U	5.0 U
Iron	µg/L	300	11000	26000	50 U	50 U	**420**	**4700**	50 U	**2300**
Lead	µg/L	15	NS	NS	3.0 U	3.0 U	3.0 U	3.0 U	3.0 U	3.0 U
Magnesium	µg/L	NS	NS	NS	**5200**	**2700**	**21000**	**9200**	**7200**	**23000**
Manganese	µg/L	50	880	880	**520**	**170**	**840**	**2100**	**18**	**1300**
Mercury	µg/L	2	11	0.57	0.20 U	0.20 U	0.20 U	0.20 U	0.20 U	0.20 U
Nickel	µg/L	NS	730	730	**33**	**24**	**19**	**8.5 J**	10 U	**18**
Potassium	µg/L	NS	NS	NS	**2200**	**2300**	**1700**	730 UB	500 UB	680 UB
Selenium	µg/L	50	180	180	5.0 U	5.0 U	5.0 U	5.0 U	5.0 U	5.0 U
Silver	µg/L	100	180	180	5.0 U	5.0 U	5.0 U	5.0 U	5.0 U	5.0 U
Sodium	µg/L	NS	NS	NS	**9200**	**2400**	**1700**	**4500**	**2400**	**12000**
Thallium	µg/L	2	2.4	NS	0.63 UJB	0.57 UJB	0.33 UJB	0.15 UB	1.0 U	1.0 UJB
Vanadium	µg/L	NS	36	180	10 U	10 U	10 U	10 U	10 U	10 U
Zinc	µg/L	5000	11000	11000	**37**	**59**	10 U	10 U	10 U	10 U

Notes:

NS = no standard

Bold = detected compound above the MDL

N/A = Not Analyzed

Table 3-3. FWGWMP July 2011 Inorganics Analytical Results

Station ID					LL3mw-234	LL3mw-235	L3mw-236	LL3mw-238	LL3mw-241	LL12mw-088
Sample ID		MCL	Region 9 PRG	USEPA RSL	FWGLL3mw-234C-1773-GF	FWGLL3mw-235C-1774-GF	FWGLL3mw-236C-1775-GF	FWGLL3mw-238C-1776-GF	FWGLL3mw-241C-1777-GF	FWGLL12mw-088C-1778-GF
Date Collected					8/3/2011	8/3/2011	8/4/2011	8/3/2011	8/4/2011	8/3/2011
Sample Type					Grab	Grab	Grab	Grab	Grab	Grab
Analyte	Units									
Aluminum	µg/L	200	36000	37000	50 UJ	50 UJ	**40 B**	50 UJ	**40 B**	**22 J**
Antimony	µg/L	6	15	15	2.0 U	0.36 U	2.0 U	2.0 U	2.0 U	0.17 U
Arsenic	µg/L	10	0.045	0.045	5.0 U	**3.3 B**	5.0 U	5.0 U	5.0 U	**13 B**
Barium	µg/L	2000	2600	7300	**10**	**2.8 J**	**3.0 B**	**8.4 J**	**8.3 J**	**360**
Beryllium	µg/L	4	73	73	1.0 U	1.0 U	1.0 U	1.0 U	1.0 U	1.0 U
Cadmium	µg/L	5	18	18	0.50 U	0.50 U	0.50 U	0.50 U	0.50 U	0.50 U
Calcium	µg/L	NS	NS	NS	**44000**	**35000**	**21000**	**54000**	**23000**	**160000**
Chromium	µg/L	100	55000	16000	5.0 U	5.0 U	5.0 U	5.0 U	5.0 U	5.0 U
Cobalt	µg/L	NS	730	11	5.0 U	5.0 U	**7.5**	5.0 U	5.0 U	5.0 U
Copper	µg/L	1300	1500	1500	5.0 U	5.0 U	5.0 U	5.0 U	5.0 U	5.0 U
Iron	µg/L	300	11000	26000	**1500**	65 U	**1200**	50 U	100 U	**3900**
Lead	µg/L	15	NS	NS	3.0 U	3.0 U	3.0 U	3.0 U	3.0 U	3.0 U
Magnesium	µg/L	NS	NS	NS	**17000**	**15000**	**14000**	**6000**	**6800**	**56000**
Manganese	µg/L	50	880	880	**1800**	**9.5 J**	**970**	**1.2 J**	**11**	**420**
Mercury	µg/L	2	11	0.57	0.20 U	0.20 U	0.20 U	0.20 U	0.20 U	0.20 U
Nickel	µg/L	NS	730	730	**5.8 J**	10 U	**21**	10 U	10 U	10 U
Potassium	µg/L	NS	NS	NS	**1500**	710 UB	**1300**	**2100**	**1200**	**2000**
Selenium	µg/L	50	180	180	5.0 U	5.0 U	5.0 U	5.0 U	5.0 U	5.0 U
Silver	µg/L	100	180	180	5.0 U	5.0 U	5.0 U	5.0 U	5.0 U	5.0 U
Sodium	µg/L	NS	NS	NS	**8100**	**8600**	**3200**	**3800**	**3800**	**13000**
Thallium	µg/L	2	2.4	NS	0.25 UJB	1.6 UJ	0.38 UJB	0.16 UJB	0.57 UJB	1.2 UJB
Vanadium	µg/L	NS	36	180	10 U	10 U	10 U	10 U	10 U	10 U
Zinc	µg/L	5000	11000	11000	10 U	**8.2 J**	**25**	10 U	**6.3 B**	10 U

Notes:

NS = no standard

Bold = detected compound above the MDL

N/A = Not Analyzed

Table 3-3. FWGWMP July 2011 Inorganics Analytical Results

Station ID					LL12mw-107	LL12mw-113	LL12mw-128	LL12mw-153	LL12mw-154	LL12mw-182
Sample ID		MCL	Region 9 PRG	USEPA RSL	FWGLL12mw-107C-1779-GF	FWGLL12mw-113C-1780-GF	FWGLL12mw-128C-1781-GF	FWGLL12mw-153C-1782-GF	FWGLL12mw-154C-1783-GF	FWGLL12mw-182C-1784-GF
Date Collected					8/3/2011	8/2/2011	8/3/2011	8/3/2011	8/3/2011	8/2/2011
Sample Type					Grab	Grab	Grab	Grab	Grab	Grab
Analyte	Units									
Aluminum	µg/L	200	36000	37000	50 U	**21000**	**190 J**	50 UJ	**20 J**	**30 J**
Antimony	µg/L	6	15	15	2.0 U	0.74 U	0.28 U	2.0 U	2.0 U	2.0 U
Arsenic	µg/L	10	0.045	0.045	**14**	**45**	**48**	**18 B**	**15 B**	**28**
Barium	µg/L	2000	2600	7300	**27**	**89**	**56**	**61**	**44**	**68**
Beryllium	µg/L	4	73	73	1.0 U	**1.1**	1.0 U	1.0 U	1.0 U	1.0 U
Cadmium	µg/L	5	18	18	0.50 U	**0.23 J**	0.50 U	0.50 U	0.50 U	0.50 U
Calcium	µg/L	NS	NS	NS	**170000**	**240000**	**190000**	**140000**	**150000**	**77000**
Chromium	µg/L	100	55000	16000	5.0 U	**30**	5.0 U	5.0 U	5.0 U	5.0 U
Cobalt	µg/L	NS	730	11	**1.8 J**	**27**	5.0 U	5.0 U	5.0 U	5.0 U
Copper	µg/L	1300	1500	1500	5.0 U	**44**	5.0 U	5.0 U	5.0 U	5.0 U
Iron	µg/L	300	11000	26000	**3100**	**58000**	**5100**	**3400**	**1800**	**680**
Lead	µg/L	15	NS	NS	3.0 U	**21**	3.0 U	3.0 U	3.0 U	3.0 U
Magnesium	µg/L	NS	NS	NS	**71000**	**110000**	**120000**	**79000**	**75000**	**61000**
Manganese	µg/L	50	880	880	**280**	**2700**	**200**	**190**	**96**	**54**
Mercury	µg/L	2	11	0.57	0.20 U	0.20 U	0.20 U	0.20 U	0.20 U	0.20 U
Nickel	µg/L	NS	730	730	10 U	**57**	10 U	10 U	10 U	**4.1 J**
Potassium	µg/L	NS	NS	NS	**2000**	**9800**	**2200**	**1800**	**1800**	**3500**
Selenium	µg/L	50	180	180	5.0 U	5.0 U	5.0 U	5.0 U	5.0 U	5.0 U
Silver	µg/L	100	180	180	5.0 U	5.0 U	5.0 U	5.0 U	5.0 U	5.0 U
Sodium	µg/L	NS	NS	NS	**17000**	**26000**	**24000**	**23000**	**26000**	**25000**
Thallium	µg/L	2	2.4	NS	1.0 U	1.1 UJB	1.1 UJB	0.34 UJB	0.40 UJB	1.0 U
Vanadium	µg/L	NS	36	180	10 U	**33**	10 U	10 U	10 U	10 U
Zinc	µg/L	5000	11000	11000	10 U	**130**	10 U	10 U	10 U	**2.5 J**

Notes:

NS = no standard

Bold = detected compound above the MDL

N/A = Not Analyzed

Table 3-3. FWGWMP July 2011 Inorganics Analytical Results

Station ID					LL12mw-183	LL12mw-184	LL12mw-185	LL12mw-186	LL12mw-187	LL12mw-188
Sample ID		MCL	Region 9 PRG	USEPA RSL	FWGLL12mw-183C-1785-GF	FWGLL12mw-184C-1786-GF	FWGLL12mw-185C-1787-GF	FWGLL12mw-186C-1788-GF	FWGLL12mw-187C-1789-GF	FWGLL12mw-188C-1790-GF
Date Collected					8/2/2011	8/3/2011	8/2/2011	8/3/2011	8/3/2011	8/2/2011
Sample Type					Grab	Grab	Grab	Grab	Grab	Grab
Analyte	Units									
Aluminum	µg/L	200	36000	37000	50 U	**31 J**	50 U	50 UJ	50 UJ	50 U
Antimony	µg/L	6	15	15	2.0 U	2.0 U	2.0 U	2.0 U	2.0 U	2.0 U
Arsenic	µg/L	10	0.045	0.045	**45**	**17 B**	5.0 U	**3.4 B**	5.0 U	**4.1 J**
Barium	µg/L	2000	2600	7300	**76**	**9.4 J**	**51**	**42**	**260**	**40**
Beryllium	µg/L	4	73	73	1.0 U	1.0 U	1.0 U	1.0 U	1.0 U	1.0 U
Cadmium	µg/L	5	18	18	0.50 U	0.50 U	**0.23 J**	0.50 U	0.50 U	0.50 U
Calcium	µg/L	NS	NS	NS	**110000**	**200000**	**630000**	**130000**	**910000**	**130000**
Chromium	µg/L	100	55000	16000	5.0 U	5.0 U	5.0 U	5.0 U	5.0 U	5.0 U
Cobalt	µg/L	NS	730	11	5.0 U	5.0 U	5.0 U	5.0 U	9.8	5.0 U
Copper	µg/L	1300	1500	1500	5.0 U	5.0 U	5.0 U	5.0 U	5.0 U	5.0 U
Iron	µg/L	300	11000	26000	**1600**	**2600**	50 U	**200**	50 U	**180**
Lead	µg/L	15	NS	NS	3.0 U	3.0 U	3.0 U	3.0 U	3.0 U	3.0 U
Magnesium	µg/L	NS	NS	NS	**45000**	**150000**	**290000**	**57000**	**290000**	**100000**
Manganese	µg/L	50	880	880	**68**	**470**	**1600**	**240**	**2100**	**440**
Mercury	µg/L	2	11	0.57	0.20 U	0.20 U	0.20 U	0.20 U	0.20 U	0.20 U
Nickel	µg/L	NS	730	730	10 U	10 U	**6.8 J**	10 U	**16**	10 U
Potassium	µg/L	NS	NS	NS	**3400**	**2300**	**6800**	**1300**	**47000**	**1900**
Selenium	µg/L	50	180	180	5.0 U	5.0 U	5.0 U	5.0 U	5.0 U	5.0 U
Silver	µg/L	100	180	180	5.0 U	5.0 U	5.0 U	5.0 U	5.0 U	5.0 U
Sodium	µg/L	NS	NS	NS	**18000**	**35000**	**50000**	**14000**	**31000**	**31000**
Thallium	µg/L	2	2.4	NS	0.18 UB	0.17 UJB	0.15 UB	0.15 UJB	0.87 UJB	0.39 UJB
Vanadium	µg/L	NS	36	180	10 U	10 U	10 U	10 U	10 U	10 U
Zinc	µg/L	5000	11000	11000	10 U	**6.1 J**	10 U	10 U	10 U	10 U

Notes:

NS = no standard

Bold = detected compound above the MDL

N/A = Not Analyzed

Table 3-3. FWGWMP July 2011 Inorganics Analytical Results

Station ID					LL12mw-189	LL12mw-242	LL12mw-243	LL12mw-244	LL12mw-245	LL12mw-246
Sample ID		MCL	Region 9 PRG	USEPA RSL	FWGLL12mw-189C-1791-GF	FWGLL12mw-242C-1792-GF	FWGLL12mw-243C-1793-GF	FWGLL12mw-244C-1794-GF	FWGLL12mw-245C-1795-GF	FWGLL12mw-246C-1796-GF
Date Collected					8/4/2011	8/3/2011	8/3/2011	8/2/2011	8/3/2011	8/2/2011
Sample Type					Grab	Grab	Grab	Grab	Grab	Grab
Analyte	Units									
Aluminum	µg/L	200	36000	37000	**840**	50 UJ	**150 J**	**220**	**37 J**	50 U
Antimony	µg/L	6	15	15	0.23 UB	2.0 U	0.25 U	0.25 U	0.15 U	2.0 U
Arsenic	µg/L	10	0.045	0.045	**14**	**20**	**15 B**	**8.2**	**3.6 B**	**34**
Barium	µg/L	2000	2600	7300	**26**	**22**	**21**	**110**	**27**	**41**
Beryllium	µg/L	4	73	73	1.0 U	1.0 U	1.0 U	1.0 U	1.0 U	1.0 U
Cadmium	µg/L	5	18	18	0.50 U	0.50 U	0.50 U	0.50 U	0.50 U	0.50 U
Calcium	µg/L	NS	NS	NS	**130000**	**71000**	**120000**	**84000**	**140000**	**110000**
Chromium	µg/L	100	55000	16000	5.0 U	5.0 U	5.0 U	5.0 U	5.0 U	5.0 U
Cobalt	µg/L	NS	730	11	**1.7 J**	5.0 U	5.0 U	5.0 U	**3.2 J**	5.0 U
Copper	µg/L	1300	1500	1500	5.0 U	5.0 U	5.0 U	5.0 U	5.0 U	5.0 U
Iron	µg/L	300	11000	26000	**3000**	**710**	**1100**	**470**	**250**	**1800**
Lead	µg/L	15	NS	NS	3.0 U	3.0 U	3.0 U	3.0 U	3.0 U	3.0 U
Magnesium	µg/L	NS	NS	NS	**61000**	**47000**	**83000**	**26000**	**70000**	**51000**
Manganese	µg/L	50	880	880	**280**	**87**	**670**	**100**	**430**	**66**
Mercury	µg/L	2	11	0.57	0.20 U	0.20 U	0.20 U	0.20 U	0.20 U	0.20 U
Nickel	µg/L	NS	730	730	10 U	10 U	**3.4 J**	10 U	**3.3 J**	10 U
Potassium	µg/L	NS	NS	NS	**1800**	**1500**	**2600**	**1700**	**2800**	**3900**
Selenium	µg/L	50	180	180	5.0 U	5.0 U	5.0 U	5.0 U	5.0 U	5.0 U
Silver	µg/L	100	180	180	5.0 U	5.0 U	5.0 U	5.0 U	5.0 U	5.0 U
Sodium	µg/L	NS	NS	NS	**43000**	**29000**	**22000**	**9200**	**23000**	**22000**
Thallium	µg/L	2	2.4	NS	1.2 UJB	0.21 UJB	0.32 UJB	1.0 U	0.76 UJ	0.14 UB
Vanadium	µg/L	NS	36	180	10 U	10 U	10 U	10 U	10 U	10 U
Zinc	µg/L	5000	11000	11000	**14 B**	10 U	**2.8 J**	10 U	10 U	**5.0 J**

Notes:

NS = no standard

Bold = detected compound above the MDL

N/A = Not Analyzed

Table 3-3. FWGWMP July 2011 Inorganics Analytical Results

Data Qualifiers

Data qualifier flags are used in an effort to describe the quality of each piece of data for each constituent. These flags are letter codes appended to the numerical data. The following data qualifiers are specified in the USACE Louisville Chemistry Guidelines. For a complete explanation of qualifiers used for each constituent please refer to the Data Verification Summaries in Appendix D.

U The analyte was analyzed for but not detected. The numerical value preceding the U is the associated reporting limit.

J The identification of the analyte is acceptable, but the quality assurance criteria indicate that the quantitative values may be outside the normal expected range of precision (i.e., the quantitative value is estimated). Examples include:

- Results detected above the laboratory MDL but less than the laboratory reporting limit.
- MS/MSD percent recoveries outside the acceptance criteria.
- Laboratory control sample (LCS) percent recoveries outside acceptance criteria.

R Data are considered to be rejected and shall not be used. This flag denotes the failure of quality control criteria such that it cannot be determined if the analyte is present or absent from the sample [e.g., the method reporting limit (MRL) verification standard was below quality control guidelines; associated sample results that were non-detect are unusable].

UJ This flag is a combination of the U and J qualifiers which indicate that the analyte is not present. The reported value is considered to be an estimated reporting limit (RL).

B The B flag is used for both organic and inorganic analyses when the analyte is found in the method blank or any of the field blanks. This designation overrides the Contract Laboratory Program (CLP) “B” designation when used by the laboratory as an estimated value for inorganics.

Table 3-4. RVAAP Facility-Wide Background Criteria, (SAIC, 2001b)

Media Units	Surface Soil mg/kg	Subsurface Soil mg/kg	Sediment mg/kg	Surface Water ug/L	Groundwater Bedrock Zone Filtered ug/L	Groundwater Bedrock Zone Unfiltered ug/L	Groundwater Unconsolidated Zone Filtered ug/L	Groundwater Unconsolidated Unfiltered ug/L
Analyte								
Cyanide	0	0	0	0	0	0	0	0
Aluminum	17700	19500	13900	3370	0	9410	0	0
Antimony	0.96	0.96	0	0	0	0	0	0
Arsenic	15.4	19.8	19.5	3.2	0	19.1	11.7	11.7
Barium	88.4	124	123	47.5	256	241	82.1	82.1
Beryllium	0.88	0.88	0.38	0	0	0	0	0
Cadmium	0	0	0	0	0	0	0	0
Calcium	15800	35500	5510	41400	53100	48200	115000	115000
Chromium	17.4	27.2	18.1	0	0	19.5	7.3	7.3
Cobalt	10.4	23.2	9.1	0	0	0	0	0
Copper	17.7	32.3	27.6	7.9	0	17	0	0
Iron	23100	35200	28200	2560	1430	21500	279	279
Lead	26.1	19.1	27.4	0	0	23	0	0
Magnesium	3030	8790	2760	10800	15000	13700	43300	43300
Manganese	1450	3030	1950	391	1340	1260	1020	1020
Mercury	0.036	0.044	0.059	0	0	0	0	0
Nickel	21.1	60.7	17.7	0	83.4	85.3	0	0
Potassium	927	3350	1950	3170	5770	6060	2890	2890
Selenium	104	105	107	0	0	0	0	0
Silver	0	0	0	0	0	0	0	0
Sodium	123	145	112	21300	51400	49700	45700	45700
Thallium	0	0.91	0.89	0	0	0	0	0
Vanadium	31.1	37.6	26.1	0	0	15.5	0	0
Zinc	61.8	93.3	532	42	52.3	193	60.9	60.9

3.2.3 Volatile Organic Compounds (VOCs)

VOC analytical results are summarized in Table 3-5. The following VOCs were detected above the MDL for this sampling event.

- Acetone – LL1mw-085 (1.1 µg/L B), LL2mw-265 (2.4 µg/L B), LL3mw-238 (2.6 µg/L B), LL12mw-128 (1.5 µg/L B), LL12mw-154 (3.0 µg/L J B), LL12mw-185 (1.1 µg/L B), LL12mw-189 (3.2 µg/L B), LL12mw-244 (1.9 µg/L J B), LL12mw-245 (1.8 µg/L J B). There is no MCL for Acetone. The Region 9 PRG is 5500 µg/L.

- 2-Butanone – LL1MW-079 (0.6 µg/L J B), LL12mw-245 (0.7 µg/L J B). There is no MCL for 2-Butanone. The region 9 PRG is 7000 µg/L.

- Trichloroethene – LL2mw-265 (0.22 µg/L J), LL12mw-243 (0.17 µg/L J). The MCL for Trichloroethene is 5 µg/L. The Region 9 PRG is 0.028 µg/L.

As shown in Table 3-5, the following VOCs were detected at levels above the MCLs or Region 9 PRGs during the July 2011 sampling event:

- Trichloroethene exceeding the Region 9 PRG of 0.028 µg/L at LL2mw-265 (0.22 µg/L J) and LL12mw-243 (0.17 µg/L J).

3.2.4 Semivolatile Organic Compounds (SVOCs)

SVOC analytical results are summarized in Table 3-6. The following SVOCs were detected above the MDL for this sampling event. Note that 2,4-Dinitrotoluene and 2,6-Dinitrotoluene are analyzed and reported under both SW-846 Methods 8330 (explosives and propellants) and 8270 (SVOCs). Additionally please note that the wells were analyzed for specific SVOCs as presented in Table 4-2 of *the2010 Addendum to the Facility-Wide Groundwater Monitoring Program Plan RVAAP-66 Facility-Wide Groundwater* (USACE 2010). This Table is presented in Appendix B.

- Bis(2-Ethylhexyl)phthalate –LL1mw-063 (0.82 µg/L J**),** LL1mw-084 (1.4 µg/L J), LL1mw-085 (1.1 µg/L J), LL2mw-060 (0.92 µg/L J), LL2mw-265 (0.93 µg/L J B), LL3mw-234 (0.95 µg/L J), LL3mw-236 (0.90 µg/L J B), LL3mw-238 (2.0 µg/L B), LL3mw-241 (3.3 µg/L J), LL12mw-088 (1.2 µg/L J), LL12mw-128 (4.5 µg/L B), LL12mw-153 (1.6 µg/L J B), LL12mw-154 (1.0 µg/L B), LL12mw-183 (0.89 µg/L J), LL12mw-184 (1.0 µg/L B), LL12mw-186 1.0(µg/L J B), LL12mw-187 (0.93 µg/L B), LL12mw-242 (1.4 µg/L J B), LL12mw-243 (1.9 µg/L B), LL12mw-246 (1.6 µg/L J). The MCL for Bis(2-Ethylhexyl)phthalate is 6 µg/L. The Region 9 PRG is 4.8 µg/L.

- 2,4-Dinitotoluene – LL1mw-080 (0.34 µg/L), LL1mw-083 (1.6 µg/L J), LL1mw-084 (1.6 µg/L J), LL1mw-084 (0.75 µg/L J**)**. There is no MCL for 2,4-Dinitrotoluene. The Region 9 PRG is 73 µg/L.

- Benzyl Alcohol – LL12mw-185 (4.4 µg/L J), LL12mw-242 (0.49 µg/L J B). There is no MCL for Benzyl alcohol. The Region 9 PRG is 11000 µg/L.

Note that method blanks associated with many of these samples had contamination for bis(2-ethylhexyl)phthalate below 1/2 the method reporting limit (MRL). The low level detections (i.e. < RL) in these samples are therefore attributed to low level laboratory contamination and were flagged with a B qualifier.

As shown in Table 3-6 no SVOCs were detected at levels exceeding either the MCLs or the Region 9 PRGs.

3.2.5 Pesticides and Polychlorinated Biphenyls (PCBs)

Pesticides and PCBs analytical results are summarized in Table 3-7. The following pesticides and PCBs were detected above the MDL for this sampling event.

- 4,4'-DDT – LL12mw-107 (0.034 µg/L J). There is no MCL for 4,4'-DDT. The Region 9 PRG is 0.2 µg/L.

- alpha-BHC – LL3mw-234 (0.018 µg/L J), LL12mw-154 (0.010 µg/L J B), LL12mw-243 (0.017 µg/L J B), LL12mw-244 (0.031 µg/L J). There is no MCL for alpha-BHC. The Region 9 PRG is 0.011 µg/L.

- beta-BHC – LL1mw-080 (063 µg/L J), LL12mw-107 (0.01 µg/L J). There is no MCL for beta-BHC. The Region 9 PRG is 0.037 µg/L.

- Heptachlor – LL12mw-107 (0.011 µg/L J), LL12mw-113 (0.008 µg/L J). The MCL for Heptachlor is 0.4 µg/L. The region 9 PRG is 0.015 µg/L.

As shown in Table 3-7 the only pesticides detected at a level exceeding either the MCL or the Region 9 PRG was:

- alpha-BHC exceeding the Region 9 PRG of 0.011 µg/L at LL3mw-234 (0.018 µg/L J), LL12mw-243 (0.017 µg/L J B), and LL12mw-244 (0.031 µg/L J).

3.2.6 Hexavalent Chromium

The hexavalent chromium analytical results are summarized in Table 3-8. There were no detections for any of the wells at a level above the reporting limit.

Table 3-5. FWGWMP July 2011 VOCs Analytical Results

Station ID					LL1mw-063	LL1mw-065	LL1mw-079	LL1mw-080	LL1mw-081	LL1mw-082
Sample ID		MCL	Region 9 PRG	USEPA RSL	FWGLL1mw-063C-1809-GW	FWGLL1mw-065C-1762-GW	FWGLL1mw-079C-1763-GW	FWGLL1mw-080C-1764-GW	FWGLL1mw-081C-1765-GW	FWGLL1mw-082C-1766-GW
Date Collected					8/2/2011	8/1/2011	8/2/2011	8/1/2011	8/1/2011	8/1/2011
Sample Type					Grab	Grab	Grab	Grab	Grab	Grab
Analyte	Units									
1,1,1-Trichloroethane	µg/L	200	3200	9100	1.0 U	1.0 U	1.0 U	1.0 U	1.0 U	1.0 U
1,1,2,2-Tetrachloroethane	µg/L	NS	0.052	0.067	1.0 U	1.0 U	1.0 U	1.0 U	1.0 U	1.0 U
1,1,2-Trichloroethane	µg/L	5	0.2	0.24	1.0 U	1.0 U	1.0 U	1.0 U	1.0 U	1.0 U
1,1-Dichloroethane	µg/L	NS	810	2.4	1.0 U	1.0 U	1.0 U	1.0 U	1.0 U	1.0 U
1,1-Dichloroethene (total)	µg/L	7	340	340	1.0 U	1.0 U	1.0 U	1.0 U	1.0 U	1.0 U
1,2-Dibromoethane	µg/L	NS	0.0056	0.0065	1.0 U	1.0 U	1.0 U	1.0 U	1.0 U	1.0 U
1,2-Dichloroethane	µg/L	5	0.12	0.15	1.0 U	1.0 U	1.0 U	1.0 U	1.0 U	1.0 U
1,2-Dichloroethene (total)	µg/L	NS	NS	330	1.0 U	1.0 U	1.0 U	1.0 U	1.0 U	1.0 U
1,2-Dichloropropane	µg/L	5	0.16	0.39	1.0 U	1.0 U	1.0 U	1.0 U	1.0 U	1.0 U
2-Butanone	µg/L	NS	7000	7100	10 U	10 U	**0.60 JB**	10 U	10 U	10 U
2-Hexanone	µg/L	NS	NS	47	10 U	10 U	10 U	10 U	10 U	10 U
4-Methyl-2-pentanone	µg/L	NS	NS	2000	10 U	10 U	10 U	10 U	10 U	10 U
Acetone	µg/L	NS	5500	22000	10 U	10 U	10 U	10 U	1.5 B	10 U
Benzene	µg/L	5	0.35	0.41	1.0 U	1.0 U	1.0 U	1.0 U	1.0 U	1.0 U
Bromochloromethane	µg/L	NS	NS	NS	1.0 U	1.0 U	1.0 U	1.0 U	1.0 U	1.0 U
Bromodichloromethane	µg/L	NS	0.18	0.12	1.0 U	1.0 U	1.0 U	1.0 U	1.0 U	1.0 U
Bromoform	µg/L	NS	8.5	8.5	1.0 U	1.0 U	1.0 U	1.0 U	1.0 U	1.0 U
Bromomethane	µg/L	NS	8.7	8.7	1.0 U	1.0 U	1.0 U	1.0 U	1.0 U	1.0 U
Carbon disulfide	µg/L	NS	1000	1000	1.0 U	1.0 U	1.0 U	1.0 U	1.0 U	1.0 U
Carbon tetrachloride	µg/L	5	0.17	0.44	1.0 U	1.0 U	1.0 U	1.0 U	1.0 U	1.0 U
Chlorobenzene	µg/L	10	110	91	1.0 U	1.0 U	1.0 U	1.0 U	1.0 U	1.0 U
Chloroethane	µg/L	NS	4.6	21000	1.0 U	1.0 U	1.0 U	1.0 U	1.0 U	1.0 U
Chloroform	µg/L	NS	0.17	0.19	1.0 U	1.0 U	1.0 U	1.0 U	1.0 U	1.0 U
Chloromethane	µg/L	NS	160	190	1.0 U	1.0 U	1.0 U	1.0 U	1.0 U	1.0 U
cis-1,2-dichloroethene	µg/L	70	61	370	1.0 U	1.0 U	1.0 U	1.0 U	1.0 U	1.0 U
cis-1,3-Dichloropropene	µg/L	NS	0.4	0.43	1.0 U	1.0 U	1.0 U	1.0 U	1.0 U	1.0 U
Dibromochloromethane	µg/L	NS	0.13	0.15	1.0 UJ	1.0 UJ	1.0 UJ	1.0 UJ	1.0 UJ	1.0 UJ
Ethylbenzene	µg/L	700	1300	1.5	1.0 U	1.0 U	1.0 U	1.0 U	1.0 U	1.0 U
m&p-xylenes	µg/L	NS	NS	1200	2.0 U	2.0 U	2.0 U	2.0 U	2.0 U	2.0 U
Methylene chloride	µg/L	5	4.3	4.8	2.0 UJ	2.0 UJ	2.0 UJ	2.0 UJ	2.0 UJ	2.0 UJ
o-xylene	µg/L	NS	NS	1200	1.0 U	1.0 U	1.0 U	1.0 U	1.0 U	1.0 U
Styrene	µg/L	100	1600	1600	1.0 U	1.0 U	1.0 U	1.0 U	1.0 U	1.0 U
Tetrachloroethene	µg/L	5	0.1	0.11	1.0 U	1.0 U	1.0 U	1.0 U	1.0 U	1.0 U
Toluene	µg/L	1000	720	2300	1.0 U	1.0 U	1.0 U	1.0 U	1.0 U	1.0 U
Total Xylenes	µg/L	10000	210	200	2.0 U	2.0 U	2.0 U	2.0 U	2.0 U	2.0 U
trans-1,2-dichloroethene	µg/L	100	120	110	1.0 U	1.0 U	1.0 U	1.0 U	1.0 U	1.0 U
trans-1,3-Dichloropropene	µg/L	NS	0.4	0.43	1.0 U	1.0 U	1.0 U	1.0 U	1.0 U	1.0 U
Trichloroethene	µg/L	5	0.028	2	1.0 U	1.0 U	1.0 U	1.0 U	1.0 U	1.0 U
Vinyl chloride	µg/L	2	0.02	0.016	1.0 U	1.0 U	1.0 U	1.0 U	1.0 U	1.0 U

Notes:

NS = no standard

Bold = detected compound above the MDL

Table 3-5. FWGWMP July 2011 VOCs Analytical Results

Station ID					LL1mw-083	LL1mw-084	LL1mw-085	LL2mw-059	LL2mw-060	LL2mw-265
Sample ID		MCL	Region 9 PRG	USEPA RSL	FWGLL1mw-083C-1767-GW	FWGLL1mw-084C-1768-GW	FWGLL1mw-085C-1769-GW	FWGLL2mw-059C-1770-GW	FWGLL2mw-060C-1771-GW	FWGLL2mw-265C-1772-GW
Date Collected					8/1/2011	8/1/2011	8/1/2011	8/2/2011	8/2/2011	8/2/2011
Sample Type					Grab	Grab	Grab	Grab	Grab	Grab
Analyte	Units									
1,1,1-Trichloroethane	µg/L	200	3200	9100	1.0 U	1.0 U	1.0 U	1.0 U	1.0 U	1.0 U
1,1,2,2-Tetrachloroethane	µg/L	NS	0.052	0.067	1.0 U	1.0 U	1.0 U	1.0 U	1.0 U	1.0 U
1,1,2-Trichloroethane	µg/L	5	0.2	0.24	1.0 U	1.0 U	1.0 U	1.0 U	1.0 U	1.0 U
1,1-Dichloroethane	µg/L	NS	810	2.4	1.0 U	1.0 U	1.0 U	1.0 U	1.0 U	1.0 U
1,1-Dichloroethene (total)	µg/L	7	340	340	1.0 U	1.0 U	1.0 U	1.0 U	1.0 U	1.0 U
1,2-Dibromoethane	µg/L	NS	0.0056	0.0065	1.0 U	1.0 U	1.0 U	1.0 U	1.0 U	1.0 U
1,2-Dichloroethane	µg/L	5	0.12	0.15	1.0 U	1.0 U	1.0 U	1.0 U	1.0 U	1.0 U
1,2-Dichloroethene (total)	µg/L	NS	NS	330	1.0 U	1.0 U	1.0 U	1.0 U	1.0 U	1.0 U
1,2-Dichloropropane	µg/L	5	0.16	0.39	1.0 U	1.0 U	1.0 U	1.0 U	1.0 U	1.0 U
2-Butanone	µg/L	NS	7000	7100	10 U	10 U	10 U	10 U	10 U	10 U
2-Hexanone	µg/L	NS	NS	47	10 U	10 U	10 U	10 U	10 UJ	10 UJ
4-Methyl-2-pentanone	µg/L	NS	NS	2000	10 U	10 U	10 U	10 U	10 U	10 U
Acetone	µg/L	NS	5500	22000	10 U	10 U	**1.1 B**	10 U	10 U	**2.4 B**
Benzene	µg/L	5	0.35	0.41	1.0 U	1.0 U	1.0 U	1.0 U	1.0 U	1.0 U
Bromochloromethane	µg/L	NS	NS	NS	1.0 U	1.0 U	1.0 U	1.0 U	1.0 U	1.0 U
Bromodichloromethane	µg/L	NS	0.18	0.12	1.0 U	1.0 U	1.0 U	1.0 UJ	1.0 U	1.0 U
Bromoform	µg/L	NS	8.5	8.5	1.0 U	1.0 U	1.0 U	1.0 U	1.0 U	1.0 U
Bromomethane	µg/L	NS	8.7	8.7	1.0 U	1.0 U	1.0 U	1.0 U	1.0 U	1.0 U
Carbon disulfide	µg/L	NS	1000	1000	1.0 U	1.0 U	1.0 U	1.0 U	1.0 U	1.0 U
Carbon tetrachloride	µg/L	5	0.17	0.44	1.0 U	1.0 U	1.0 U	1.0 U	1.0 U	1.0 U
Chlorobenzene	µg/L	10	110	91	1.0 U	1.0 U	1.0 U	1.0 U	1.0 U	1.0 U
Chloroethane	µg/L	NS	4.6	21000	1.0 U	1.0 U	1.0 U	1.0 U	1.0 U	1.0 U
Chloroform	µg/L	NS	0.17	0.19	1.0 U	1.0 U	1.0 U	1.0 U	1.0 U	1.0 U
Chloromethane	µg/L	NS	160	190	1.0 U	1.0 U	1.0 U	1.0 U	1.0 U	1.0 U
cis-1,2-dichloroethene	µg/L	70	61	370	1.0 U	1.0 U	1.0 U	1.0 U	1.0 U	1.0 U
cis-1,3-Dichloropropene	µg/L	NS	0.4	0.43	1.0 U	1.0 U	1.0 U	1.0 U	1.0 U	1.0 U
Dibromochloromethane	µg/L	NS	0.13	0.15	1.0 UJ	1.0 UJ	1.0 UJ	1.0 U	1.0 U	1.0 U
Ethylbenzene	µg/L	700	1300	1.5	1.0 U	1.0 U	1.0 U	1.0 U	1.0 U	1.0 U
m&p-xylenes	µg/L	NS	NS	1200	2.0 U	2.0 U	2.0 U	2.0 U	2.0 U	2.0 U
Methylene chloride	µg/L	5	4.3	4.8	2.0 UJ	2.0 UJ	2.0 UJ	2.0 UJ	2.0 U	2.0 U
o-xylene	µg/L	NS	NS	1200	1.0 U	1.0 U	1.0 U	1.0 U	1.0 U	1.0 U
Styrene	µg/L	100	1600	1600	1.0 U	1.0 U	1.0 U	1.0 U	1.0 U	1.0 U
Tetrachloroethene	µg/L	5	0.1	0.11	1.0 U	1.0 U	1.0 U	1.0 U	1.0 U	1.0 U
Toluene	µg/L	1000	720	2300	1.0 U	1.0 U	1.0 U	1.0 U	1.0 U	1.0 U
Total Xylenes	µg/L	10000	210	200	2.0 U	2.0 U	2.0 U	2.0 U	2.0 U	2.0 U
trans-1,2-dichloroethene	µg/L	100	120	110	1.0 U	1.0 U	1.0 U	1.0 U	1.0 U	1.0 U
trans-1,3-Dichloropropene	µg/L	NS	0.4	0.43	1.0 U	1.0 U	1.0 U	1.0 U	1.0 U	1.0 U
Trichloroethene	µg/L	5	0.028	2	1.0 U	1.0 U	0.44 U	1.0 U	1.0 U	**0.22 J**
Vinyl chloride	µg/L	2	0.02	0.016	1.0 U	1.0 U	1.0 U	1.0 U	1.0 U	1.0 U

Notes:

NS = no standard

Bold = detected compound above the MDL

Table 3-5. FWGWMP July 2011 VOCs Analytical Results

Station ID					LL3mw-234	LL3mw-235	L3mw-236	LL3mw-238	LL3mw-241	LL12mw-088
Sample ID		MCL	Region 9 PRG	USEPA RSL	FWGLL3mw-234C-1773-GW	FWGLL3mw-234C-1773-GW	FWGLL3mw-236C-1775-GW	FWGLL3mw-238C-1776-GW	FWGLL3mw-241C-1777-GW	FWGLL12mw-088C-1778-GW
Date Collected					8/3/2011	8/3/2011	8/4/2011	8/3/2011	8/4/2011	8/3/2011
Sample Type					Grab	Grab	Grab	Grab	Grab	Grab
Analyte	Units									
1,1,1-Trichloroethane	µg/L	200	3200	9100	1.0 U	1.0 U	1.0 U	1.0 U	1.0 U	1.0 U
1,1,2,2-Tetrachloroethane	µg/L	NS	0.052	0.067	1.0 U	1.0 U	1.0 U	1.0 U	1.0 U	1.0 U
1,1,2-Trichloroethane	µg/L	5	0.2	0.24	1.0 U	1.0 U	1.0 U	1.0 U	1.0 U	1.0 U
1,1-Dichloroethane	µg/L	NS	810	2.4	1.0 U	1.0 U	1.0 U	1.0 U	1.0 U	1.0 U
1,1-Dichloroethene (total)	µg/L	7	340	340	1.0 U	1.0 U	1.0 U	1.0 U	1.0 U	1.0 U
1,2-Dibromoethane	µg/L	NS	0.0056	0.0065	1.0 U	1.0 U	1.0 U	1.0 U	1.0 U	1.0 U
1,2-Dichloroethane	µg/L	5	0.12	0.15	1.0 U	1.0 U	1.0 U	1.0 U	1.0 U	1.0 U
1,2-Dichloroethene (total)	µg/L	NS	NS	330	1.0 U	1.0 U	1.0 U	1.0 U	1.0 U	1.0 U
1,2-Dichloropropane	µg/L	5	0.16	0.39	1.0 U	1.0 U	1.0 U	1.0 U	1.0 U	1.0 U
2-Butanone	µg/L	NS	7000	7100	10 U	10 U	10 U	10 U	10 U	10 U
2-Hexanone	µg/L	NS	NS	47	10 UJ	10 UJ	10 U	10 U	10 U	10 U
4-Methyl-2-pentanone	µg/L	NS	NS	2000	10 U	10 U	10 U	10 U	10 U	10 U
Acetone	µg/L	NS	5500	22000	10 U	10 U	10 U	**2.6 B**	10 U	10 U
Benzene	µg/L	5	0.35	0.41	1.0 U	1.0 U	1.0 U	1.0 U	1.0 U	1.0 U
Bromochloromethane	µg/L	NS	NS	NS	1.0 U	1.0 U	1.0 U	1.0 U	1.0 U	1.0 U
Bromodichloromethane	µg/L	NS	0.18	0.12	1.0 U	1.0 U	1.0 U	1.0 U	1.0 U	1.0 U
Bromoform	µg/L	NS	8.5	8.5	1.0 U	1.0 U	1.0 U	1.0 U	1.0 U	1.0 U
Bromomethane	µg/L	NS	8.7	8.7	1.0 U	1.0 U	1.0 U	1.0 U	1.0 U	1.0 U
Carbon disulfide	µg/L	NS	1000	1000	1.0 U	1.0 U	1.0 U	1.0 U	1.0 U	1.0 U
Carbon tetrachloride	µg/L	5	0.17	0.44	1.0 U	1.0 U	1.0 U	1.0 U	1.0 U	1.0 U
Chlorobenzene	µg/L	10	110	91	1.0 U	1.0 U	1.0 U	1.0 U	1.0 U	1.0 U
Chloroethane	µg/L	NS	4.6	21000	1.0 U	1.0 U	1.0 U	1.0 U	1.0 U	1.0 U
Chloroform	µg/L	NS	0.17	0.19	1.0 U	1.0 U	1.0 U	1.0 U	1.0 U	1.0 U
Chloromethane	µg/L	NS	160	190	1.0 U	1.0 U	1.0 U	1.0 U	1.0 U	1.0 U
cis-1,2-dichloroethene	µg/L	70	61	370	1.0 U	1.0 U	1.0 U	1.0 U	1.0 U	1.0 U
cis-1,3-Dichloropropene	µg/L	NS	0.4	0.43	1.0 U	1.0 U	1.0 U	1.0 U	1.0 U	1.0 U
Dibromochloromethane	µg/L	NS	0.13	0.15	1.0 U	1.0 U	1.0 U	1.0 U	1.0 U	1.0 U
Ethylbenzene	µg/L	700	1300	1.5	1.0 U	1.0 U	1.0 U	1.0 U	1.0 U	1.0 U
m&p-xylenes	µg/L	NS	NS	1200	2.0 U	2.0 U	2.0 U	2.0 U	2.0 U	2.0 U
Methylene chloride	µg/L	5	4.3	4.8	2.0 U	2.0 U	2.0 UJ	2.0 UJ	2.0 UJ	2.0 U
o-xylene	µg/L	NS	NS	1200	1.0 U	1.0 U	1.0 U	1.0 U	1.0 U	1.0 U
Styrene	µg/L	100	1600	1600	1.0 U	1.0 U	1.0 U	1.0 U	1.0 U	1.0 U
Tetrachloroethene	µg/L	5	0.1	0.11	1.0 U	1.0 U	1.0 U	1.0 U	1.0 U	1.0 U
Toluene	µg/L	1000	720	2300	1.0 U	1.0 U	1.0 U	1.0 U	1.0 U	1.0 U
Total Xylenes	µg/L	10000	210	200	2.0 U	2.0 U	2.0 U	2.0 U	2.0 U	2.0 U
trans-1,2-dichloroethene	µg/L	100	120	110	1.0 U	1.0 U	1.0 U	1.0 U	1.0 U	1.0 U
trans-1,3-Dichloropropene	µg/L	NS	0.4	0.43	1.0 U	1.0 U	1.0 U	1.0 U	1.0 U	1.0 U
Trichloroethene	µg/L	5	0.028	2	1.0 U	1.0 U	1.0 U	1.0 U	1.0 U	1.0 U
Vinyl chloride	µg/L	2	0.02	0.016	1.0 U	1.0 U	1.0 U	1.0 U	1.0 U	1.0 U

Notes:

NS = no standard

Bold = detected compound above the MDL

Table 3-5. FWGWMP July 2011 VOCs Analytical Results

Station ID					LL12mw-107	LL12mw-113	LL12mw-128	LL12mw-153	LL12mw-154	LL12mw-182
Sample ID		MCL	Region 9 PRG	USEPA RSL	FWGLL12mw-107C-1779-GW	FWGLL12mw-113C-1780-GW	FWGLL12mw-128C-1781-GW	FWGLL12mw-153C-1782-GW	FWGLL12mw-154C-1783-GW	FWGLL12mw-182C-1784-GW
Date Collected					8/3/2011	8/2/2011	8/3/2011	8/3/2011	8/3/2011	8/2/2011
Sample Type					Grab	Grab	Grab	Grab	Grab	Grab
Analyte	Units									
1,1,1-Trichloroethane	µg/L	200	3200	9100	1.0 U	1.0 U	1.0 U	1.0 U	1.0 U	1.0 U
1,1,2,2-Tetrachloroethane	µg/L	NS	0.052	0.067	1.0 U	1.0 U	1.0 U	1.0 U	1.0 U	1.0 U
1,1,2-Trichloroethane	µg/L	5	0.2	0.24	1.0 U	1.0 U	1.0 U	1.0 U	1.0 U	1.0 U
1,1-Dichloroethane	µg/L	NS	810	2.4	1.0 U	1.0 U	1.0 U	1.0 U	1.0 U	1.0 U
1,1-Dichloroethene (total)	µg/L	7	340	340	1.0 U	1.0 U	1.0 U	1.0 U	1.0 U	1.0 U
1,2-Dibromoethane	µg/L	NS	0.0056	0.0065	1.0 U	1.0 U	1.0 U	1.0 U	1.0 U	1.0 U
1,2-Dichloroethane	µg/L	5	0.12	0.15	1.0 U	1.0 U	1.0 U	1.0 U	1.0 U	1.0 U
1,2-Dichloroethene (total)	µg/L	NS	NS	330	1.0 U	1.0 U	1.0 U	1.0 U	1.0 U	1.0 U
1,2-Dichloropropane	µg/L	5	0.16	0.39	1.0 U	1.0 U	1.0 U	1.0 U	1.0 U	1.0 U
2-Butanone	µg/L	NS	7000	7100	10 U	10 U	10 U	10 U	10 U	10 U
2-Hexanone	µg/L	NS	NS	47	10 UJ	10 UJ	10 U	10 UJ	10 UJ	10 U
4-Methyl-2-pentanone	µg/L	NS	NS	2000	10 U	10 U	10 U	10 U	10 U	10 U
Acetone	µg/L	NS	5500	22000	10 U	10 U	**1.5 B**	10 U	**3.0 JB**	10 U
Benzene	µg/L	5	0.35	0.41	1.0 U	1.0 U	1.0 U	1.0 U	1.0 U	1.0 U
Bromochloromethane	µg/L	NS	NS	NS	1.0 U	1.0 U	1.0 U	1.0 U	1.0 U	1.0 U
Bromodichloromethane	µg/L	NS	0.18	0.12	1.0 U	1.0 U	1.0 U	1.0 U	1.0 U	1.0 U
Bromoform	µg/L	NS	8.5	8.5	1.0 U	1.0 U	1.0 U	1.0 U	1.0 U	1.0 U
Bromomethane	µg/L	NS	8.7	8.7	1.0 U	1.0 U	1.0 U	1.0 U	1.0 U	1.0 U
Carbon disulfide	µg/L	NS	1000	1000	1.0 U	1.0 U	1.0 U	0.18 J	1.0 U	1.0 U
Carbon tetrachloride	µg/L	5	0.17	0.44	1.0 U	1.0 U	1.0 U	1.0 U	1.0 U	1.0 U
Chlorobenzene	µg/L	10	110	91	1.0 U	1.0 U	1.0 U	1.0 U	1.0 U	1.0 U
Chloroethane	µg/L	NS	4.6	21000	1.0 U	1.0 U	1.0 U	1.0 U	1.0 U	1.0 U
Chloroform	µg/L	NS	0.17	0.19	1.0 U	1.0 U	1.0 U	1.0 U	1.0 U	1.0 U
Chloromethane	µg/L	NS	160	190	1.0 U	1.0 U	1.0 U	1.0 U	1.0 U	1.0 U
cis-1,2-dichloroethene	µg/L	70	61	370	1.0 U	1.0 U	1.0 U	1.0 U	1.0 U	1.0 U
cis-1,3-Dichloropropene	µg/L	NS	0.4	0.43	1.0 U	1.0 U	1.0 U	1.0 U	1.0 U	1.0 U
Dibromochloromethane	µg/L	NS	0.13	0.15	1.0 U	1.0 U	1.0 U	1.0 U	1.0 U	1.0 UJ
Ethylbenzene	µg/L	700	1300	1.5	1.0 U	1.0 U	1.0 U	1.0 U	1.0 U	1.0 U
m&p-xylenes	µg/L	NS	NS	1200	2.0 U	2.0 U	2.0 U	2.0 U	2.0 U	2.0 U
Methylene chloride	µg/L	5	4.3	4.8	2.0 U	2.0 U	2.0 UJ	2.0 U	2.0 U	2.0 UJ
o-xylene	µg/L	NS	NS	1200	1.0 U	1.0 U	1.0 U	1.0 U	1.0 U	1.0 U
Styrene	µg/L	100	1600	1600	1.0 U	1.0 U	1.0 U	1.0 U	1.0 U	1.0 U
Tetrachloroethene	µg/L	5	0.1	0.11	1.0 U	1.0 U	1.0 U	1.0 U	1.0 U	1.0 U
Toluene	µg/L	1000	720	2300	1.0 U	1.0 U	1.0 U	1.0 U	1.0 U	1.0 U
Total Xylenes	µg/L	10000	210	200	2.0 U	2.0 U	2.0 U	2.0 U	2.0 U	2.0 U
trans-1,2-dichloroethene	µg/L	100	120	110	1.0 U	1.0 U	1.0 U	1.0 U	1.0 U	1.0 U
trans-1,3-Dichloropropene	µg/L	NS	0.4	0.43	1.0 U	1.0 U	1.0 U	1.0 U	1.0 U	1.0 U
Trichloroethene	µg/L	5	0.028	2	1.0 U	1.0 U	1.0 U	1.0 U	1.0 U	1.0 U
Vinyl chloride	µg/L	2	0.02	0.016	1.0 U	1.0 U	1.0 U	1.0 U	1.0 U	1.0 U

Notes:

NS = no standard

Bold = detected compound above the MDL

Table 3-5. FWGWMP July 2011 VOCs Analytical Results

Station ID					LL12mw-183	LL12mw-184	LL12mw-185	LL12mw-186	LL12mw-187	LL12mw-188
Sample ID		MCL	Region 9 PRG	USEPA RSL	FWGLL12mw-183C-1785-GW	FWGLL12mw-184C-1786-GW	FWGLL12mw-185C-1787-GW	FWGLL12mw-186C-1788-GW	FWGLL12mw-187C-1789-GW	FWGLL12mw-188C-1790-GW
Date Collected					8/2/2011	8/3/2011	8/2/2011	8/3/2011	8/3/2011	8/2/2011
Sample Type					Grab	Grab	Grab	Grab	Grab	Grab
Analyte	Units									
1,1,1-Trichloroethane	µg/L	200	3200	9100	1.0 U	1.0 U	1.0 U	1.0 U	1.0 U	1.0 U
1,1,2,2-Tetrachloroethane	µg/L	NS	0.052	0.067	1.0 U	1.0 U	1.0 U	1.0 U	1.0 U	1.0 U
1,1,2-Trichloroethane	µg/L	5	0.2	0.24	1.0 U	1.0 U	1.0 U	1.0 U	1.0 U	1.0 U
1,1-Dichloroethane	µg/L	NS	810	2.4	1.0 U	1.0 U	1.0 U	1.0 U	1.0 U	1.0 U
1,1-Dichloroethene (total)	µg/L	7	340	340	1.0 U	1.0 U	1.0 U	1.0 U	1.0 U	1.0 U
1,2-Dibromoethane	µg/L	NS	0.0056	0.0065	1.0 U	1.0 U	1.0 U	1.0 U	1.0 U	1.0 U
1,2-Dichloroethane	µg/L	5	0.12	0.15	1.0 U	1.0 U	1.0 U	1.0 U	1.0 U	1.0 U
1,2-Dichloroethene (total)	µg/L	NS	NS	330	1.0 U	1.0 U	1.0 U	1.0 U	1.0 U	1.0 U
1,2-Dichloropropane	µg/L	5	0.16	0.39	1.0 U	1.0 U	1.0 U	1.0 U	1.0 U	1.0 U
2-Butanone	µg/L	NS	7000	7100	10 U	10 U	10 U	10 U	10 U	10 U
2-Hexanone	µg/L	NS	NS	47	10 U	10 U	10 U	10 U	10 U	10 UJ
4-Methyl-2-pentanone	µg/L	NS	NS	2000	10 U	10 U	10 U	10 U	10 U	10 U
Acetone	µg/L	NS	5500	22000	10 U	10 U	**1.1 B**	10 U	10 U	10 U
Benzene	µg/L	5	0.35	0.41	1.0 U	1.0 U	1.0 U	1.0 U	1.0 U	1.0 U
Bromochloromethane	µg/L	NS	NS	NS	1.0 U	1.0 U	1.0 U	1.0 U	1.0 U	1.0 U
Bromodichloromethane	µg/L	NS	0.18	0.12	1.0 U	1.0 U	1.0 U	1.0 U	1.0 U	1.0 U
Bromoform	µg/L	NS	8.5	8.5	1.0 U	1.0 U	1.0 U	1.0 U	1.0 U	1.0 U
Bromomethane	µg/L	NS	8.7	8.7	1.0 U	1.0 U	1.0 U	1.0 U	1.0 U	1.0 U
Carbon disulfide	µg/L	NS	1000	1000	1.0 U	1.0 U	1.0 U	1.0 U	1.0 U	1.0 U
Carbon tetrachloride	µg/L	5	0.17	0.44	1.0 U	1.0 U	1.0 U	1.0 U	1.0 U	1.0 U
Chlorobenzene	µg/L	10	110	91	1.0 U	1.0 U	1.0 U	1.0 U	1.0 U	1.0 U
Chloroethane	µg/L	NS	4.6	21000	1.0 U	1.0 U	1.0 U	1.0 U	1.0 U	1.0 U
Chloroform	µg/L	NS	0.17	0.19	1.0 U	1.0 U	1.0 U	1.0 U	1.0 U	1.0 U
Chloromethane	µg/L	NS	160	190	1.0 U	1.0 U	1.0 U	1.0 U	1.0 U	1.0 U
cis-1,2-dichloroethene	µg/L	70	61	370	1.0 U	1.0 U	1.0 U	1.0 U	1.0 U	1.0 U
cis-1,3-Dichloropropene	µg/L	NS	0.4	0.43	1.0 U	1.0 U	1.0 U	1.0 U	1.0 U	1.0 U
Dibromochloromethane	µg/L	NS	0.13	0.15	1.0 UJ	1.0 U	1.0 UJ	1.0 U	1.0 U	1.0 U
Ethylbenzene	µg/L	700	1300	1.5	1.0 U	1.0 U	1.0 U	1.0 U	1.0 U	1.0 U
m&p-xylenes	µg/L	NS	NS	1200	2.0 U	2.0 U	2.0 U	2.0 U	2.0 U	2.0 U
Methylene chloride	µg/L	5	4.3	4.8	2.0 UJ	2.0 UJ	2.0 UJ	2.0 UJ	2.0 UJ	2.0 U
o-xylene	µg/L	NS	NS	1200	1.0 U	1.0 U	1.0 U	1.0 U	1.0 U	1.0 U
Styrene	µg/L	100	1600	1600	1.0 U	1.0 U	1.0 U	1.0 U	1.0 U	1.0 U
Tetrachloroethene	µg/L	5	0.1	0.11	1.0 U	1.0 U	1.0 U	1.0 U	1.0 U	1.0 U
Toluene	µg/L	1000	720	2300	1.0 U	1.0 U	1.0 U	1.0 U	1.0 U	1.0 U
Total Xylenes	µg/L	10000	210	200	2.0 U	2.0 U	2.0 U	2.0 U	2.0 U	2.0 U
trans-1,2-dichloroethene	µg/L	100	120	110	1.0 U	1.0 U	1.0 U	1.0 U	1.0 U	1.0 U
trans-1,3-Dichloropropene	µg/L	NS	0.4	0.43	1.0 U	1.0 U	1.0 U	1.0 U	1.0 U	1.0 U
Trichloroethene	µg/L	5	0.028	2	1.0 U	1.0 U	1.0 U	1.0 U	1.0 U	1.0 U
Vinyl chloride	µg/L	2	0.02	0.016	1.0 U	1.0 U	1.0 U	1.0 U	1.0 U	1.0 U

Notes:

NS = no standard

Bold = detected compound above the MDL

Table 3-5. FWGWMP July 2011 VOCs Analytical Results

Station ID					LL12mw-189	LL12mw-242	LL12mw-243	LL12mw-244	LL12mw-245	LL12mw-246
Sample ID		MCL	Region 9 PRG	USEPA RSL	FWGLL12mw-189C-1791-GW	FWGLL12mw-242C-1792-GW	FWGLL12mw-243C-1793-GW	FWGLL12mw-244C-1794-GW	FWGLL12mw-245C-1795-GW	FWGLL12mw-246C-1796-GW
Date Collected					8/4/2011	8/3/2011	8/3/2011	8/2/2011	8/3/2011	8/2/2011
Sample Type					Grab	Grab	Grab	Grab	Grab	Grab
Analyte	Units									
1,1,1-Trichloroethane	µg/L	200	3200	9100	1.0 U	1.0 U	1.0 U	1.0 U	1.0 U	1.0 U
1,1,2,2-Tetrachloroethane	µg/L	NS	0.052	0.067	1.0 U	1.0 U	1.0 U	1.0 U	1.0 U	1.0 U
1,1,2-Trichloroethane	µg/L	5	0.2	0.24	1.0 U	1.0 U	1.0 U	1.0 U	1.0 U	1.0 U
1,1-Dichloroethane	µg/L	NS	810	2.4	1.0 U	1.0 U	1.0 U	1.0 U	1.0 U	1.0 U
1,1-Dichloroethene (total)	µg/L	7	340	340	1.0 U	1.0 U	1.0 U	1.0 U	1.0 U	1.0 U
1,2-Dibromoethane	µg/L	NS	0.0056	0.0065	1.0 U	1.0 U	1.0 U	1.0 U	1.0 U	1.0 U
1,2-Dichloroethane	µg/L	5	0.12	0.15	1.0 U	1.0 U	1.0 U	1.0 U	1.0 U	1.0 U
1,2-Dichloroethene (total)	µg/L	NS	NS	330	1.0 U	1.0 U	1.0 U	1.0 U	1.0 U	1.0 U
1,2-Dichloropropane	µg/L	5	0.16	0.39	1.0 U	1.0 U	1.0 U	1.0 U	1.0 U	1.0 U
2-Butanone	µg/L	NS	7000	7100	10 U	10 U	10 U	10 U	**0.70 JB**	10 U
2-Hexanone	µg/L	NS	NS	47	10 U	10 U	10 U	10 UJ	10 UJ	10 UJ
4-Methyl-2-pentanone	µg/L	NS	NS	2000	10 U	10 U	10 U	10 U	10 U	10 U
Acetone	µg/L	NS	5500	22000	**3.2 B**	10 U	10 U	**1.9 JB**	**1.8 JB**	10 U
Benzene	µg/L	5	0.35	0.41	1.0 U	1.0 U	1.0 U	0.22 J	1.0 U	1.0 U
Bromochloromethane	µg/L	NS	NS	NS	1.0 U	1.0 U	1.0 U	1.0 U	1.0 U	1.0 U
Bromodichloromethane	µg/L	NS	0.18	0.12	1.0 U	1.0 U	1.0 U	1.0 U	1.0 U	1.0 U
Bromoform	µg/L	NS	8.5	8.5	1.0 U	1.0 U	1.0 U	1.0 U	1.0 U	1.0 U
Bromomethane	µg/L	NS	8.7	8.7	1.0 U	1.0 U	1.0 U	1.0 U	1.0 U	1.0 U
Carbon disulfide	µg/L	NS	1000	1000	1.0 U	1.0 U	1.0 U	1.0 U	1.0 U	1.0 U
Carbon tetrachloride	µg/L	5	0.17	0.44	1.0 U	1.0 U	1.0 U	1.0 U	1.0 U	1.0 U
Chlorobenzene	µg/L	10	110	91	1.0 U	1.0 U	1.0 U	1.0 U	1.0 U	1.0 U
Chloroethane	µg/L	NS	4.6	21000	1.0 U	1.0 U	1.0 U	1.0 U	1.0 U	1.0 U
Chloroform	µg/L	NS	0.17	0.19	1.0 U	1.0 U	1.0 U	1.0 U	1.0 U	1.0 U
Chloromethane	µg/L	NS	160	190	1.0 U	1.0 U	1.0 U	1.0 U	1.0 U	1.0 U
cis-1,2-dichloroethene	µg/L	70	61	370	1.0 U	1.0 U	1.0 U	1.0 U	1.0 U	1.0 U
cis-1,3-Dichloropropene	µg/L	NS	0.4	0.43	1.0 U	1.0 U	1.0 U	1.0 U	1.0 U	1.0 U
Dibromochloromethane	µg/L	NS	0.13	0.15	1.0 U	1.0 U	1.0 U	1.0 U	1.0 U	1.0 U
Ethylbenzene	µg/L	700	1300	1.5	1.0 U	1.0 U	1.0 U	1.0 U	1.0 U	1.0 U
m&p-xylenes	µg/L	NS	NS	1200	2.0 U	2.0 U	2.0 U	2.0 U	2.0 U	2.0 U
Methylene chloride	µg/L	5	4.3	4.8	2.0 UJ	2.0 UJ	2.0 UJ	2.0 U	2.0 U	2.0 U
o-xylene	µg/L	NS	NS	1200	1.0 U	1.0 U	1.0 U	1.0 U	1.0 U	1.0 U
Styrene	µg/L	100	1600	1600	1.0 U	1.0 U	1.0 U	1.0 U	1.0 U	1.0 U
Tetrachloroethene	µg/L	5	0.1	0.11	1.0 U	1.0 U	1.0 U	1.0 U	1.0 U	1.0 U
Toluene	µg/L	1000	720	2300	1.0 U	1.0 U	1.0 U	1.0 U	1.0 U	1.0 U
Total Xylenes	µg/L	10000	210	200	2.0 U	2.0 U	2.0 U	2.0 U	2.0 U	2.0 U
trans-1,2-dichloroethene	µg/L	100	120	110	1.0 U	1.0 U	1.0 U	1.0 U	1.0 U	1.0 U
trans-1,3-Dichloropropene	µg/L	NS	0.4	0.43	1.0 U	1.0 U	1.0 U	1.0 U	1.0 U	1.0 U
Trichloroethene	µg/L	5	0.028	2	1.0 U	1.0 U	**0.17 J**	1.0 U	1.0 U	1.0 U
Vinyl chloride	µg/L	2	0.02	0.016	1.0 U	1.0 U	1.0 U	1.0 U	1.0 U	1.0 U

Notes:

NS = no standard

Bold = detected compound above the MDL

Table 3-5. FWGWMP July 2011 VOCs Analytical Results

Data Qualifiers

Data qualifier flags are used in an effort to describe the quality of each piece of data for each constituent. These flags are letter codes appended to the numerical data. The following data qualifiers are specified in the USACE Louisville Chemistry Guidelines. For a complete explanation of qualifiers used for each constituent please refer to the Data Verification Summaries in Appendix D.

U The analyte was analyzed for but not detected. The numerical value preceding the U is the associated reporting limit.

J The identification of the analyte is acceptable, but the quality assurance criteria indicate that the quantitative values may be outside the normal expected range of precision (i.e., the quantitative value is estimated). Examples include:
- Results detected above the laboratory MDL but less than the laboratory reporting limit.
- MS/MSD percent recoveries outside the acceptance criteria.
- Laboratory control sample (LCS) percent recoveries outside acceptance criteria.

R Data are considered to be rejected and shall not be used. This flag denotes the failure of quality control criteria such that it cannot be determined if the analyte is present or absent from the sample [e.g., the method reporting limit (MRL) verification standard was below quality control guidelines; associated sample results that were non-detect are unusable].

UJ This flag is a combination of the U and J qualifiers which indicate that the analyte is not present. The reported value is considered to be an estimated reporting limit (RL).

B The B flag is used for both organic and inorganic analyses when the analyte is found in the method blank or any of the field blanks. This designation overrides the Contract Laboratory Program (CLP) “B” designation when used by the laboratory as an estimated value for inorganics.

Table 3-6. FWGWMP July 2011 SVOCs Analytical Results

Station ID					LL1mw-063	LL1mw-065	LL1mw-079	LL1mw-080	LL1mw-081	LL1mw-082	LL1mw-083
Sample ID		MCL	Region 9 PRG	USEPA RSL	FWGLL1mw-063C-1809-GW	FWGLL1mw-065C-1762-GW	FWGLL1mw-079C-1763-GW	FWGLL1mw-080C-1764-GW	FWGLL1mw-081C-1765-GW	FWGLL1mw-082C-1766-GW	FWGLL1mw-083C-1767-GW
Date Collected					8/2/2011	8/1/2011	8/2/2011	8/1/2011	8/1/2011	8/1/2011	8/1/2011
Sample Type					Grab	Grab	Grab	Grab	Grab	Grab	Grab
Analyte	Units										
2,4-Dinitrotoluene	µg/L	NS	73	0.22	5.1 U	5.0 U	4.8 U	**0.34 J**	5.0 U	5.0 U	**1.6 J**
2,6-Dinitrotoluene	µg/L	NS	36	37	5.1 U	5.0 U	4.8 U	4.8 U	5.0 U	5.0 U	4.9 UJ
bis(2-Ethylhexyl) phthalate	µg/L	6	4.8	4.8	**0.82 J**	10 U	9.5 U	9.6 U	9.9 U	9.9 U	9.7 UJ
Butyl benzyl phthalate	µg/L	NS	7300	35	1.0 U	1.0 U	0.95 U	0.96 U	0.99 U	0.99 U	0.97 UJ
Diethyl phthalate	µg/L	NS	29000	29000	1.0 U	1.0 U	0.95 U	0.96 U	0.99 U	0.99 U	0.97 UJ
Dimethyl phthalate	µg/L	NS	360000	NS	1.0 U	1.0 U	0.95 U	0.96 U	0.99 U	0.99 U	0.97 UJ
Di-n-butyl phthalate	µg/L	NS	NS	NS	1.0 U	1.0 U	0.95 U	0.96 U	0.99 U	0.99 U	0.97 UJ
Di-n-octyl phthalate	µg/L	NS	1500	NS	1.0 U	1.0 U	0.95 U	0.96 U	0.99 U	0.99 U	0.97 UJ
Nitrobenzene	µg/L	NS	3.4	0.12	1.0 U	1.0 U	0.95 U	0.96 U	0.99 U	0.99 U	0.97 UJ

Notes:

NS = no standard

Bold = detected compound above the MDL

N/A = Not Analyzed

Table 3-6. FWGWMP July 2011 SVOCs Analytical Results

Station ID					LL1mw-084	LL1mw-085	LL3mw-234	LL3mw-235	L3mw-236	LL3mw-238	LL3mw-241
Sample ID		MCL	Region 9 PRG	USEPA RSL	FWGLL1mw-084C-1768-GW	FWGLL1mw-085C-1769-GW	FWGLL3mw-234C-1773-GW	FWGLL3mw-235C-1774-GW	FWGLL3mw-236C-1775-GW	FWGLL3mw-238C-1776-GW	FWGLL3mw-241C-1777-GW
Date Collected					8/1/2011	8/1/2011	8/3/2011	8/3/2011	8/4/2011	8/3/2011	8/4/2011
Sample Type					Grab	Grab	Grab	Grab	Grab	Grab	Grab
Analyte	Units										
2,4-Dinitrotoluene	µg/L	NS	73	0.22	**0.75 J**	4.9 U	5.2 U	5.1 U	4.8 U	4.8 U	5.2 U
2,6-Dinitrotoluene	µg/L	NS	36	37	4.9 U	4.9 U	5.2 U	5.1 U	4.8 U	4.8 U	5.2 U
bis(2-Ethylhexyl) phthalate	µg/L	6	4.8	4.8	**1.4 J**	**1.1 J**	**0.95 B**	10 U	**0.90 J**	**2.0 B**	**3.3 J**
Butyl benzyl phthalate	µg/L	NS	7300	35	0.97 U	0.98 U	1.0 U	1.0 U	0.96 U	0.96 U	1.0 U
Diethyl phthalate	µg/L	NS	29000	29000	0.97 U	0.98 U	1.0 U	1.0 U	0.96 U	0.96 U	1.0 U
Dimethyl phthalate	µg/L	NS	360000	NS	0.97 U	0.98 U	1.0 U	1.0 U	0.96 U	0.96 U	1.0 U
Di-n-butyl phthalate	µg/L	NS	NS	NS	0.97 U	0.98 U	1.0 U	1.0 U	0.96 U	0.96 U	1.0 U
Di-n-octyl phthalate	µg/L	NS	1500	NS	0.97 U	0.98 U	1.0 U	1.0 U	0.96 U	0.96 U	1.0 U
Nitrobenzene	µg/L	NS	3.4	0.12	0.97 U	0.98 U	1.0 U	1.0 U	0.96 U	0.96 U	1.0 U

Notes:

NS = no standard

Bold = detected compound above the MDL

N/A = Not Analyzed

Table 3-6. FWGWMP July 2011 SVOCs Analytical Results

Station ID					LL2mw-059	LL2mw-060	LL2mw-265
Sample ID		MCL	Region 9 PRG	USEPA RSL	FWGLL2mw-059C-1770-GW	FWGLL2mw-060C-1771-GW	FWGLL2mw-265C-1772-GW
Date Collected					8/2/2011	8/2/2011	8/2/2011
Sample Type					Grab	Grab	Grab
Analyte	Units						
2,4,5-Trichlorophenol	µg/L	NS	3600	3700	4.8 U	4.8 U	5.2 U
2,4,6-Trichlorophenol	µg/L	NS	3.6	6.1	4.8 U	4.8 U	5.2 U
2,4-Dichlorophenol	µg/L	NS	110	110	1.9 U	1.9 U	2.1 U
2,4-Dimethylphenol	µg/L	NS	730	730	1.9 U	1.9 U	2.1 U
2,4-Dinitrophenol	µg/L	NS	73	73	4.8 U	4.8 U	5.2 U
2,4-Dinitrotoluene	µg/L	NS	73	0.22	4.8 U	4.8 U	5.2 U
2,6-Dinitrotoluene	µg/L	NS	36	37	4.8 U	4.8 U	5.2 U
2-Chlorophenol	µg/L	NS	30	180	0.95 U	0.95 U	1.0 U
2-Methylphenol	µg/L	NS	1800	1800	0.95 U	0.95 U	1.0 U
2-Nitrophenol	µg/L	NS	NS	NS	1.9 U	1.9 U	2.1 U
4-Methylphenol	µg/L	NS	180	180	0.95 U	0.95 U	1.0 U
4,6-Dinitro-2-methylphenol	µg/L	NS	NS	NS	4.8 U	4.8 U	5.2 U
4-Chloro-3-methylphenol	µg/L	NS	NS	NS	1.9 U	1.9 U	2.1 U
4-Nitrophenol	µg/L	NS	NS	NS	4.8 U	4.8 U	5.2 U
bis(2-Ethylhexyl) phthalate	µg/L	6	4.8	4.8	9.5 U	**0.92 J**	**0.93 J**
Butyl benzyl phthalate	µg/L	NS	7300	35	0.95 U	0.95 U	1.0 U
Diethyl phthalate	µg/L	NS	29000	29000	0.95 U	0.95 U	1.0 U
Dimethyl phthalate	µg/L	NS	360000	NS	0.95 U	0.95 U	1.0 U
Di-n-butyl phthalate	µg/L	NS	NS	NS	0.95 U	0.95 U	1.0 U
Di-n-octyl phthalate	µg/L	NS	1500	NS	0.95 U	0.95 U	1.0 U
Nitrobenzene	µg/L	NS	3.4	0.12	0.95 U	0.95 U	1.0 U
Pentachlorophenol	µg/L	1	0.56	0.56	4.8 U	4.8 U	5.2 U
Phenol	µg/L	NS	11000	11000	0.95 U	0.95 U	1.0 U

Notes:

NS = no standard

Bold = detected compound above the MDL

N/A = Not Analyzed

Table 3-6. FWGWMP July 2011 SVOCs Analytical Results

Station ID					LL12mw-088	LL12mw-107	LL12mw-113	LL12mw-128	LL12mw-153	LL12mw-154	LL12mw-182
Sample ID		MCL	Region 9 PRG	USEPA RSL	FWGLL12mw-088C-1778-GW	FWGLL12mw-107C-1779-GW	FWGLL12mw-113C-1780-GW	FWGLL12mw-128C-1781-GW	FWGLL12mw-153C-1782-GW	FWGLL12mw-154C-1783-GW	FWGLL12mw-182C-1784-GW
Date Collected					8/3/2011	8/3/2011	8/2/2011	8/3/2011	8/3/2011	8/3/2011	8/2/2011
Sample Type					Grab	Grab	Grab	Grab	Grab	Grab	Grab
Analyte	Units										
1,2,4-Trichlorobenzene	µg/L	70	7.2	2.3	1.0 UJ	0.98 U	0.95 U	0.95 U	0.95 UJ	0.95 U	1.0 U
1,2-Dichlorobenzene	µg/L	600	370	370	1.0 UJ	0.98 U	0.95 U	0.95 U	0.95 UJ	0.95 U	1.0 U
1,3-Dichlorobenzene	µg/L	NS	180	NS	1.0 UJ	0.98 U	0.95 U	0.95 U	0.95 UJ	0.95 U	1.0 U
1,4-Dichlorobenzene	µg/L	75	0.5	0.043	1.0 UJ	0.98 U	0.95 U	0.95 U	0.95 UJ	0.95 U	1.0 U
2,2-oxybis (1-chloropropane)	µg/L	NS	NS	NS	1.0 UJ	0.98 U	0.95 U	0.95 U	0.95 UJ	0.95 U	1.0 U
2,4,5-Trichlorophenol	µg/L	NS	3600	3700	5.2 U	4.9 U	4.8 U	4.8 U	4.8 U	4.8 U	5.1 U
2,4,6-Trichlorophenol	µg/L	NS	3.6	6.1	5.2 U	4.9 U	4.8 U	4.8 U	4.8 U	4.8 U	5.1 U
2,4-Dichlorophenol	µg/L	NS	110	110	2.1 U	2.0 U	1.9 U	1.9 U	1.9 U	1.9 U	2.0 U
2,4-Dimethylphenol	µg/L	NS	730	730	2.1 U	2.0 U	1.9 U	1.9 U	1.9 U	1.9 U	2.0 U
2,4-Dinitrophenol	µg/L	NS	73	73	5.2 U	4.9 U	4.8 U	4.8 U	4.8 U	4.8 U	5.1 U
2,4-Dinitrotoluene	µg/L	NS	73	0.22	5.2 UJ	4.9 U	4.8 U	4.8 U	4.8 UJ	4.8 U	5.1 U
2,6-Dinitrotoluene	µg/L	NS	36	37	5.2 UJ	4.9 U	4.8 U	4.8 U	4.8 UJ	4.8 U	5.1 U
2-Chloronaphthalene	µg/L	NS	490	2900	1.0 UJ	0.98 U	0.95 U	0.95 U	0.95 UJ	0.95 U	1.0 U
2-Chlorophenol	µg/L	NS	30	180	1.0 U	0.98 U	0.95 U	0.95 U	0.95 U	0.95 U	1.0 U
2-Methylnaphthalene	µg/L	NS	NS	150	0.21 UJ	0.20 U	0.19 U	0.19 U	0.19 UJ	0.19 U	0.20 U
2-Methylphenol	µg/L	NS	1800	1800	1.0 U	0.98 U	0.95 U	0.95 U	0.95 U	0.95 U	1.0 U
2-Nitroaniline	µg/L	NS	110	370	2.1 UJ	2.0 U	1.9 U	1.9 U	1.9 UJ	1.9 U	2.0 U
2-Nitrophenol	µg/L	NS	NS	NS	2.1 U	2.0 U	1.9 U	1.9 U	1.9 U	1.9 U	2.0 U
3,3'-Dichlorobenzidine	µg/L	NS	0.15	0.15	5.2 UJ	4.9 U	4.8 U	4.8 U	4.8 UJ	4.8 U	5.1 U
3-Nitroaniline	µg/L	NS	3.2	NS	2.1 UJ	2.0 U	1.9 U	1.9 U	1.9 UJ	1.9 U	2.0 U
4,6-Dinitro-2-methylphenol	µg/L	NS	NS	NS	5.2 U	4.9 U	4.8 U	4.8 U	4.8 U	4.8 U	5.1 U
4-Bromophenyl phenyl ether	µg/L	NS	NS	NS	2.1 UJ	2.0 U	1.9 U	1.9 U	1.9 UJ	1.9 U	2.0 U
4-Chloro-3-methylphenol	µg/L	NS	NS	NS	2.1 U	2.0 U	1.9 U	1.9 U	1.9 U	1.9 U	2.0 U
4-Chloroaniline	µg/L	NS	150	0.34	2.1 UJ	2.0 U	1.9 U	1.9 U	1.9 UJ	1.9 U	2.0 U
4-Chlorophenyl phenyl ether	µg/L	NS	NS	NS	2.1 UJ	2.0 U	1.9 U	1.9 U	1.9 UJ	1.9 U	2.0 U
4-Methylphenol	µg/L	NS	180	180	1.0 U	0.98 U	0.95 U	0.95 U	0.95 U	0.95 U	1.0 U
4-Nitroanaline	µg/L	NS	3.2	3.4	2.1 UJ	2.0 U	1.9 U	1.9 U	1.9 UJ	1.9 U	2.0 U
4-Nitrophenol	µg/L	NS	NS	NS	5.2 U	4.9 U	4.8 U	4.8 U	4.8 U	4.8 U	5.1 U
Acenaphthene	µg/L	NS	370	2200	0.21 UJ	0.20 U	0.19 U	0.19 U	0.19 UJ	0.19 U	0.20 U
Acenaphthylene	µg/L	NS	NS	NS	0.21 UJ	0.20 U	0.19 U	0.19 U	0.19 UJ	0.19 U	0.20 U
Anthracene	µg/L	NS	1800	11000	0.21 UJ	0.20 U	0.19 U	0.19 U	0.19 UJ	0.19 U	0.20 U
Benzo(a)anthracene	µg/L	NS	0.092	0.029	0.21 UJ	0.20 U	0.19 U	0.19 U	0.19 UJ	0.19 U	0.20 U
Benzo(a)pyrene	µg/L	0.2	0.0092	0.0029	0.21 UJ	0.20 U	0.19 U	0.19 U	0.19 UJ	0.19 U	0.20 U
Benzo(b)fluoranthene	µg/L	NS	0.092	0.056	0.21 UJ	0.20 U	0.19 U	0.19 U	0.19 UJ	0.19 U	0.20 U
Benzo(g,h,i)perylene	µg/L	NS	NS	NS	0.21 UJ	0.20 U	0.19 U	0.19 U	0.19 UJ	0.19 U	0.20 U

Table 3-6. FWGWMP July 2011 SVOCs Analytical Results

Station ID					LL12mw-088	LL12mw-107	LL12mw-113	LL12mw-128	LL12mw-153	LL12mw-154	LL12mw-182
Sample ID		MCL	Region 9 PRG	USEPA RSL	FWGLL12mw-088C-1778-GW	FWGLL12mw-107C-1779-GW	FWGLL12mw-113C-1780-GW	FWGLL12mw-128C-1781-GW	FWGLL12mw-153C-1782-GW	FWGLL12mw-154C-1783-GW	FWGLL12mw-182C-1784-GW
Date Collected					8/3/2011	8/3/2011	8/2/2011	8/3/2011	8/3/2011	8/3/2011	8/2/2011
Sample Type					Grab	Grab	Grab	Grab	Grab	Grab	Grab
Analyte	Units										
Benzo(k)fluoranthene	µg/L	NS	0.92	0.029	0.21 UJ	0.20 U	0.19 U	0.19 U	0.19 UJ	0.19 U	0.20 U
Benzoic acid	µg/L	NS	150000	150000	10 U	9.8 U	9.5 U	9.5 U	9.5 U	9.5 U	10 U
Benzyl alcohol	µg/L	NS	11000	3700	5.2 UJ	4.9 U	4.8 U	4.8 U	4.8 UJ	4.8 U	5.1 U
bis(2-Chloroethoxy)methane	µg/L	NS	NS	110	1.0 UJ	0.98 U	0.95 U	0.95 U	0.95 UJ	0.95 U	1.0 U
bis(2-Chloroethyl) ether	µg/L	NS	0.001	0.012	1.0 UJ	0.98 U	0.95 U	0.95 U	0.95 UJ	0.95 U	1.0 U
bis(2-Ethylhexyl) phthalate	µg/L	6	4.8	4.8	10 UJ	**1.2 J**	9.5 U	**4.5 B**	**1.6 JB**	**1.0 B**	10 U
Butyl benzyl phthalate	µg/L	NS	7300	35	1.0 UJ	0.98 U	0.95 U	0.95 U	0.95 UJ	0.95 U	1.0 U
Carbazole	µg/L	NS	3.4	NS	1.0 UJ	0.98 U	0.95 U	0.95 U	0.95 UJ	0.95 U	1.0 U
Chrysene	µg/L	NS	9.2	2.9	0.21 UJ	0.20 U	0.19 U	0.19 U	0.19 UJ	0.19 U	0.20 U
Dibenzo(a,h)anthracene	µg/L	NS	0.0093	0.0029	0.21 UJ	0.20 U	0.19 U	0.19 U	0.19 UJ	0.19 U	0.20 U
Dibenzofuran	µg/L	NS	12	NS	1.0 UJ	0.98 U	0.95 U	0.95 U	0.95 UJ	0.95 U	1.0 U
Diethyl phthalate	µg/L	NS	29000	29000	1.0 UJ	0.98 U	0.95 U	0.95 U	0.95 UJ	0.95 U	1.0 U
Dimethyl phthalate	µg/L	NS	360000	NS	1.0 UJ	0.98 U	0.95 U	0.95 U	0.95 UJ	0.95 U	1.0 U
Di-n-butyl phthalate	µg/L	NS	NS	NS	1.0 UJ	0.98 U	0.95 U	0.95 U	0.95 UJ	0.95 U	1.0 U
Di-n-octyl phthalate	µg/L	NS	1500	NS	1.0 UJ	0.98 U	0.95 U	0.95 U	0.95 UJ	0.95 U	1.0 U
Fluoranthene	µg/L	NS	NS	1500	0.21 UJ	0.20 U	0.19 U	0.19 U	0.19 UJ	0.19 U	0.20 U
Fluorene	µg/L	NS	NS	1500	0.21 UJ	0.20 U	0.19 U	0.19 U	0.19 UJ	0.19 U	0.20 U
Hexachlorobenzene	µg/L	1	0.042	0.042	0.21 UJ	0.20 U	0.19 U	0.19 U	0.19 UJ	0.19 U	0.20 U
Hexachlorobutadiene	µg/L	NS	0.86	0.86	1.0 UJ	0.98 U	0.95 U	0.95 U	0.95 UJ	0.95 U	1.0 U
Hexachlorocyclopentadiene	µg/L	50	220	220	10 UJ	9.8 U	9.5 U	9.5 U	9.5 UJ	9.5 U	10 U
Hexachloroethane	µg/L	NS	4.8	4.8	1.0 UJ	0.98 U	0.95 U	0.95 U	0.95 UJ	0.95 U	1.0 U
Indeno(1,2,3-cd)pyrene	µg/L	NS	0.092	0.029	0.21 UJ	0.20 U	0.19 U	0.19 U	0.19 UJ	0.19 U	0.20 U
Isophorone	µg/L	NS	71	71	1.0 UJ	0.98 U	0.95 U	0.95 U	0.95 UJ	0.95 U	1.0 U
Naphthalene	µg/L	NS	6.2	0.14	0.21 UJ	0.20 U	0.19 U	0.19 U	0.19 UJ	0.19 U	0.20 U
Nitrobenzene	µg/L	NS	3.4	0.12	1.0 UJ	0.98 U	0.95 U	0.95 U	0.95 UJ	0.95 U	1.0 U
N-Nitroso-di-n-propylamine	µg/L	NS	9600	9600	1.0 UJ	0.98 U	0.95 U	0.95 U	0.95 UJ	0.95 U	1.0 U
N-Nitrosodiphenylamine	µg/L	NS	14	14	1.0 UJ	0.98 U	0.95 U	0.95 U	0.95 UJ	0.95 U	1.0 U
Pentachlorophenol	µg/L	1	0.56	0.56	5.2 U	4.9 U	4.8 U	4.8 U	4.8 U	4.8 U	5.1 U
Phenanthrene	µg/L	NS	NS	NS	0.21 UJ	0.20 U	0.19 U	0.19 U	0.19 UJ	0.19 U	0.20 U
Phenol	µg/L	NS	11000	11000	1.0 U	0.98 U	0.95 U	0.95 U	0.95 U	0.95 U	1.0 U
Pyrene	µg/L	NS	NS	1100	0.21 UJ	0.20 U	0.19 U	0.19 U	0.19 UJ	0.19 U	0.20 U

Notes:

NS = no standard

Bold = detected compound above the MDL

N/A = Not Analyzed

Table 3-6. FWGWMP July 2011 SVOCs Analytical Results

Station ID					LL12mw-183	LL12mw-184	LL12mw-185	LL12mw-186	LL12mw-187	LL12mw-188
Sample ID		MCL	Region 9 PRG	USEPA RSL	FWGLL12mw-185C-1787-GW	FWGLL12mw-184C-1786-GW	FWGLL12mw-185C-1787-GW	FWGLL12mw-186C-1788-GW	FWGLL12mw-187C-1789-GW	FWGLL12mw-188C-1790-GW
Date Collected					8/2/2011	8/3/2011	8/2/2011	8/3/2011	8/3/2011	8/2/2011
Sample Type					Grab	Grab	Grab	Grab	Grab	Grab
Analyte	Units									
1,2,4-Trichlorobenzene	µg/L	70	7.2	2.3	1.0 U	1.1 U	0.99 U	0.96 UJ	1.0 U	0.95 U
1,2-Dichlorobenzene	µg/L	600	370	370	1.0 U	1.1 U	0.99 U	0.96 UJ	1.0 U	0.95 U
1,3-Dichlorobenzene	µg/L	NS	180	NS	1.0 U	1.1 U	0.99 U	0.96 UJ	1.0 U	0.95 U
1,4-Dichlorobenzene	µg/L	75	0.5	0.043	1.0 U	1.1 U	0.99 U	0.96 UJ	1.0 U	0.95 U
2,2-oxybis (1-chloropropane)	µg/L	NS	NS	NS	1.0 U	1.1 U	0.99 U	0.96 UJ	1.0 U	0.95 U
2,4,5-Trichlorophenol	µg/L	NS	3600	3700	5.2 U	5.4 U	5.0 U	4.8 U	5.0 U	4.8 U
2,4,6-Trichlorophenol	µg/L	NS	3.6	6.1	5.2 U	5.4 U	5.0 U	4.8 U	5.0 U	4.8 U
2,4-Dichlorophenol	µg/L	NS	110	110	2.1 U	2.2 U	2.0 U	1.9 U	2.0 U	1.9 U
2,4-Dimethylphenol	µg/L	NS	730	730	2.1 U	2.2 U	2.0 U	1.9 U	2.0 U	1.9 U
2,4-Dinitrophenol	µg/L	NS	73	73	5.2 U	5.4 U	5.0 U	4.8 U	5.0 U	4.8 U
2,4-Dinitrotoluene	µg/L	NS	73	0.22	5.2 U	5.4 U	5.0 U	4.8 UJ	5.0 U	4.8 U
2,6-Dinitrotoluene	µg/L	NS	36	37	5.2 U	5.4 U	5.0 U	4.8 UJ	5.0 U	4.8 U
2-Chloronaphthalene	µg/L	NS	490	2900	1.0 U	1.1 U	0.99 U	0.96 UJ	1.0 U	0.95 U
2-Chlorophenol	µg/L	NS	30	180	1.0 U	1.1 U	0.99 U	0.96 U	1.0 U	0.95 U
2-Methylnaphthalene	µg/L	NS	NS	150	0.21 U	0.22 U	0.20 U	0.19 UJ	0.20 U	0.19 U
2-Methylphenol	µg/L	NS	1800	1800	1.0 U	1.1 U	0.99 U	0.96 U	1.0 U	0.95 U
2-Nitroaniline	µg/L	NS	110	370	2.1 U	2.2 U	2.0 U	1.9 UJ	2.0 U	1.9 U
2-Nitrophenol	µg/L	NS	NS	NS	2.1 U	2.2 U	2.0 U	1.9 U	2.0 U	1.9 U
3,3'-Dichlorobenzidine	µg/L	NS	0.15	0.15	5.2 U	5.4 U	5.0 U	4.8 UJ	5.0 U	4.8 U
3-Nitroaniline	µg/L	NS	3.2	NS	2.1 U	2.2 U	2.0 U	1.9 UJ	2.0 U	1.9 U
4,6-Dinitro-2-methylphenol	µg/L	NS	NS	NS	5.2 U	5.4 U	5.0 U	4.8 U	5.0 U	4.8 U
4-Bromophenyl phenyl ether	µg/L	NS	NS	NS	2.1 U	2.2 U	2.0 U	1.9 UJ	2.0 U	1.9 U
4-Chloro-3-methylphenol	µg/L	NS	NS	NS	2.1 U	2.2 U	2.0 U	1.9 U	2.0 U	1.9 U
4-Chloroaniline	µg/L	NS	150	0.34	2.1 U	2.2 U	2.0 U	1.9 UJ	2.0 U	1.9 U
4-Chlorophenyl phenyl ether	µg/L	NS	NS	NS	2.1 U	2.2 U	2.0 U	1.9 UJ	2.0 U	1.9 U
4-Methylphenol	µg/L	NS	180	180	1.0 U	1.1 U	0.99 U	0.96 U	1.0 U	0.95 U
4-Nitroanaline	µg/L	NS	3.2	3.4	2.1 U	2.2 U	2.0 U	1.9 UJ	2.0 U	1.9 U
4-Nitrophenol	µg/L	NS	NS	NS	5.2 U	5.4 U	5.0 U	4.8 U	5.0 U	4.8 U
Acenaphthene	µg/L	NS	370	2200	0.21 U	0.22 U	0.20 U	0.19 UJ	0.20 U	0.19 U
Acenaphthylene	µg/L	NS	NS	NS	0.21 U	0.22 U	0.20 U	0.19 UJ	0.20 U	0.19 U
Anthracene	µg/L	NS	1800	11000	0.21 U	0.22 U	0.20 U	0.19 UJ	0.20 U	0.19 U
Benzo(a)anthracene	µg/L	NS	0.092	0.029	0.21 U	0.22 U	0.20 U	0.19 UJ	0.20 U	0.19 U
Benzo(a)pyrene	µg/L	0.2	0.0092	0.0029	0.21 U	0.22 U	0.20 U	0.19 UJ	0.20 U	0.19 U
Benzo(b)fluoranthene	µg/L	NS	0.092	0.056	0.21 U	0.22 U	0.20 U	0.19 UJ	0.20 U	0.19 U
Benzo(g,h,i)perylene	µg/L	NS	NS	NS	0.21 U	0.22 U	0.20 U	0.19 UJ	0.20 U	0.19 U

Table 3-6. FWGWMP July 2011 SVOCs Analytical Results

Station ID					LL12mw-183	LL12mw-184	LL12mw-185	LL12mw-186	LL12mw-187	LL12mw-188
Sample ID		MCL	Region 9 PRG	USEPA RSL	FWGLL12mw-185C-1787-GW	FWGLL12mw-184C-1786-GW	FWGLL12mw-185C-1787-GW	FWGLL12mw-186C-1788-GW	FWGLL12mw-187C-1789-GW	FWGLL12mw-188C-1790-GW
Date Collected					8/2/2011	8/3/2011	8/2/2011	8/3/2011	8/3/2011	8/2/2011
Sample Type					Grab	Grab	Grab	Grab	Grab	Grab
Analyte	Units									
Benzo(k)fluoranthene	µg/L	NS	0.92	0.029	0.21 U	0.22 U	0.20 U	0.19 UJ	0.20 U	0.19 U
Benzoic acid	µg/L	NS	150000	150000	10 U	11 U	9.9 U	9.6 U	10 U	9.5 U
Benzyl alcohol	µg/L	NS	11000	3700	5.2 U	5.4 U	**4.4 J**	4.8 UJ	5.0 U	4.8 U
bis(2-Chloroethoxy)methane	µg/L	NS	NS	110	1.0 U	1.1 U	0.99 U	0.96 UJ	1.0 U	0.95 U
bis(2-Chloroethyl) ether	µg/L	NS	0.001	0.012	1.0 U	1.1 U	0.99 U	0.96 UJ	1.0 U	0.95 U
bis(2-Ethylhexyl) phthalate	µg/L	6	4.8	4.8	**0.89 J**	**1.0 B**	9.9 U	**1.0 JB**	**0.93 B**	9.5 U
Butyl benzyl phthalate	µg/L	NS	7300	35	1.0 U	1.1 U	0.99 U	0.96 UJ	1.0 U	0.95 U
Carbazole	µg/L	NS	3.4	NS	1.0 U	1.1 U	0.99 U	0.96 UJ	1.0 U	0.95 U
Chrysene	µg/L	NS	9.2	2.9	0.21 U	0.22 U	0.20 U	0.19 UJ	0.20 U	0.19 U
Dibenzo(a,h)anthracene	µg/L	NS	0.0093	0.0029	0.21 U	0.22 U	0.20 U	0.19 UJ	0.20 U	0.19 U
Dibenzofuran	µg/L	NS	12	NS	1.0 U	1.1 U	0.99 U	0.96 UJ	1.0 U	0.95 U
Diethyl phthalate	µg/L	NS	29000	29000	1.0 U	1.1 U	0.99 U	0.96 UJ	1.0 U	0.95 U
Dimethyl phthalate	µg/L	NS	360000	NS	1.0 U	1.1 U	0.99 U	0.96 UJ	1.0 U	0.95 U
Di-n-butyl phthalate	µg/L	NS	NS	NS	1.0 U	1.1 U	0.99 U	0.96 UJ	1.0 U	0.95 U
Di-n-octyl phthalate	µg/L	NS	1500	NS	1.0 U	1.1 U	0.99 U	0.96 UJ	1.0 U	0.95 U
Fluoranthene	µg/L	NS	NS	1500	0.21 U	0.22 U	0.20 U	0.19 UJ	0.20 U	0.19 U
Fluorene	µg/L	NS	NS	1500	0.21 U	0.22 U	0.20 U	0.19 UJ	0.20 U	0.19 U
Hexachlorobenzene	µg/L	1	0.042	0.042	0.21 U	0.22 U	0.20 U	0.19 UJ	0.20 U	0.19 U
Hexachlorobutadiene	µg/L	NS	0.86	0.86	1.0 U	1.1 U	0.99 U	0.96 UJ	1.0 U	0.95 U
Hexachlorocyclopentadiene	µg/L	50	220	220	10 U	11 U	9.9 U	9.6 UJ	10 U	9.5 U
Hexachloroethane	µg/L	NS	4.8	4.8	1.0 U	1.1 U	0.99 U	0.96 UJ	1.0 U	0.95 U
Indeno(1,2,3-cd)pyrene	µg/L	NS	0.092	0.029	0.21 U	0.22 U	0.20 U	0.19 UJ	0.20 U	0.19 U
Isophorone	µg/L	NS	71	71	1.0 U	1.1 U	0.99 U	0.96 UJ	1.0 U	0.95 U
Naphthalene	µg/L	NS	6.2	0.14	0.21 U	0.22 U	0.20 U	0.19 UJ	0.20 U	0.19 U
Nitrobenzene	µg/L	NS	3.4	0.12	1.0 U	1.1 U	0.99 U	0.96 UJ	1.0 U	0.95 U
N-Nitroso-di-n-propylamine	µg/L	NS	9600	9600	1.0 U	1.1 U	0.99 U	0.96 UJ	1.0 U	0.95 U
N-Nitrosodiphenylamine	µg/L	NS	14	14	1.0 U	1.1 U	0.99 U	0.96 UJ	1.0 U	0.95 U
Pentachlorophenol	µg/L	1	0.56	0.56	5.2 U	5.4 U	5.0 U	4.8 U	5.0 U	4.8 U
Phenanthrene	µg/L	NS	NS	NS	0.21 U	0.22 U	0.20 U	0.19 UJ	0.20 U	0.19 U
Phenol	µg/L	NS	11000	11000	1.0 U	1.1 U	0.99 U	0.96 U	1.0 U	0.95 U
Pyrene	µg/L	NS	NS	1100	0.21 U	0.22 U	0.20 U	0.19 UJ	0.20 U	0.19 U

Notes:

NS = no standard

Bold = detected compound above the MDL

N/A = Not Analyzed

Table 3-6. FWGWMP July 2011 SVOCs Analytical Results

Station ID					LL12mw-189	LL12mw-242	LL12mw-243	LL12mw-244	LL12mw-245	LL12mw-246
Sample ID		MCL	Region 9 PRG	USEPA RSL	FWGLL12mw-189C-1791-GW	FWGLL12mw-242C-1792-GW	FWGLL12mw-243C-1793-GW	FWGLL12mw-244C-1794-GW	FWGLL12mw-245C-1795-GW	FWGLL12mw-246C-1796-GW
Date Collected					8/4/2011	8/3/2011	8/3/2011	8/2/2011	8/3/2011	8/2/2011
Sample Type					Grab	Grab	Grab	Grab	Grab	Grab
Analyte	Units									
1,2,4-Trichlorobenzene	µg/L	70	7.2	2.3	0.96 U	1.1 UJ	1.1 U	1.0 U	1.0 UJ	1.0 U
1,2-Dichlorobenzene	µg/L	600	370	370	0.96 U	1.1 UJ	1.1 U	1.0 U	1.0 UJ	1.0 U
1,3-Dichlorobenzene	µg/L	NS	180	NS	0.96 U	1.1 UJ	1.1 U	1.0 U	1.0 UJ	1.0 U
1,4-Dichlorobenzene	µg/L	75	0.5	0.043	0.96 U	1.1 UJ	1.1 U	1.0 U	1.0 UJ	1.0 U
2,2-oxybis (1-chloropropane)	µg/L	NS	NS	NS	0.96 U	1.1 UJ	1.1 U	1.0 U	1.0 UJ	1.0 U
2,4,5-Trichlorophenol	µg/L	NS	3600	3700	4.8 U	5.6 U	5.4 U	5.0 U	5.0 U	5.2 U
2,4,6-Trichlorophenol	µg/L	NS	3.6	6.1	4.8 U	5.6 U	5.4 U	5.0 U	5.0 U	5.2 U
2,4-Dichlorophenol	µg/L	NS	110	110	1.9 U	2.2 U	2.2 U	2.0 U	2.0 U	2.1 U
2,4-Dimethylphenol	µg/L	NS	730	730	1.9 U	2.2 U	2.2 U	2.0 U	2.0 U	2.1 U
2,4-Dinitrophenol	µg/L	NS	73	73	4.8 U	5.6 U	5.4 U	5.0 U	5.0 U	5.2 U
2,4-Dinitrotoluene	µg/L	NS	73	0.22	4.8 U	5.6 UJ	5.4 U	5.0 U	5.0 UJ	5.2 U
2,6-Dinitrotoluene	µg/L	NS	36	37	4.8 U	5.6 UJ	5.4 U	5.0 U	5.0 UJ	5.2 U
2-Chloronaphthalene	µg/L	NS	490	2900	0.96 U	1.1 UJ	1.1 U	1.0 U	1.0 UJ	1.0 U
2-Chlorophenol	µg/L	NS	30	180	0.96 U	1.1 U	1.1 U	1.0 U	1.0 U	1.0 U
2-Methylnaphthalene	µg/L	NS	NS	150	0.19 U	0.22 UJ	0.22 U	0.20 U	0.20 UJ	0.21 U
2-Methylphenol	µg/L	NS	1800	1800	0.96 U	1.1 U	1.1 U	1.0 U	1.0 U	1.0 U
2-Nitroaniline	µg/L	NS	110	370	1.9 U	2.2 UJ	2.2 U	2.0 U	2.0 UJ	2.1 U
2-Nitrophenol	µg/L	NS	NS	NS	1.9 U	2.2 U	2.2 U	2.0 U	2.0 U	2.1 U
3,3'-Dichlorobenzidine	µg/L	NS	0.15	0.15	4.8 U	5.6 UJ	5.4 U	5.0 U	5.0 UJ	5.2 U
3-Nitroaniline	µg/L	NS	3.2	NS	1.9 U	2.2 UJ	2.2 U	2.0 U	2.0 UJ	2.1 U
4,6-Dinitro-2-methylphenol	µg/L	NS	NS	NS	4.8 U	5.6 U	5.4 U	5.0 U	5.0 U	5.2 U
4-Bromophenyl phenyl ether	µg/L	NS	NS	NS	1.9 U	2.2 UJ	2.2 U	2.0 U	2.0 UJ	2.1 U
4-Chloro-3-methylphenol	µg/L	NS	NS	NS	1.9 U	2.2 U	2.2 U	2.0 U	2.0 U	2.1 U
4-Chloroaniline	µg/L	NS	150	0.34	1.9 U	2.2 UJ	2.2 U	2.0 U	2.0 UJ	2.1 U
4-Chlorophenyl phenyl ether	µg/L	NS	NS	NS	1.9 U	2.2 UJ	2.2 U	2.0 U	2.0 UJ	2.1 U
4-Methylphenol	µg/L	NS	180	180	0.96 U	1.1 U	1.1 U	1.0 U	1.0 U	1.0 U
4-Nitroanaline	µg/L	NS	3.2	3.4	1.9 U	2.2 UJ	2.2 U	2.0 U	2.0 UJ	2.1 U
4-Nitrophenol	µg/L	NS	NS	NS	4.8 U	5.6 U	5.4 U	5.0 U	5.0 U	5.2 U
Acenaphthene	µg/L	NS	370	2200	0.19 U	0.22 UJ	0.22 U	0.20 U	0.20 UJ	0.21 U
Acenaphthylene	µg/L	NS	NS	NS	0.19 U	0.22 UJ	0.22 U	0.20 U	0.20 UJ	0.21 U
Anthracene	µg/L	NS	1800	11000	0.19 U	0.22 UJ	0.22 U	0.20 U	0.20 UJ	0.21 U
Benzo(a)anthracene	µg/L	NS	0.092	0.029	0.19 U	0.22 UJ	0.22 U	0.20 U	0.20 UJ	0.21 U
Benzo(a)pyrene	µg/L	0.2	0.0092	0.0029	0.19 U	0.22 UJ	0.22 U	0.20 U	0.20 UJ	0.21 U
Benzo(b)fluoranthene	µg/L	NS	0.092	0.056	0.19 U	0.22 UJ	0.22 U	0.20 U	0.20 UJ	0.21 U
Benzo(g,h,i)perylene	µg/L	NS	NS	NS	0.19 U	0.22 UJ	0.22 U	0.20 U	0.20 UJ	0.21 U

Table 3-6. FWGWMP July 2011 SVOCs Analytical Results

Station ID					LL12mw-189	LL12mw-242	LL12mw-243	LL12mw-244	LL12mw-245	LL12mw-246
Sample ID		MCL	Region 9 PRG	USEPA RSL	FWGLL12mw-189C-1791-GW	FWGLL12mw-242C-1792-GW	FWGLL12mw-243C-1793-GW	FWGLL12mw-244C-1794-GW	FWGLL12mw-245C-1795-GW	FWGLL12mw-246C-1796-GW
Date Collected					8/4/2011	8/3/2011	8/3/2011	8/2/2011	8/3/2011	8/2/2011
Sample Type					Grab	Grab	Grab	Grab	Grab	Grab
Analyte	Units									
Benzo(k)fluoranthene	µg/L	NS	0.92	0.029	0.19 U	0.22 UJ	0.22 U	0.20 U	0.20 UJ	0.21 U
Benzoic acid	µg/L	NS	150000	150000	9.6 U	11 U	11 U	10 U	10 U	10 U
Benzyl alcohol	µg/L	NS	11000	3700	4.8 U	**0.49 JB**	5.4 U	5.0 U	5.0 UJ	5.2 U
bis(2-Chloroethoxy)methane	µg/L	NS	NS	110	0.96 U	1.1 UJ	1.1 U	1.0 U	1.0 UJ	1.0 U
bis(2-Chloroethyl) ether	µg/L	NS	0.001	0.012	0.96 U	1.1 UJ	1.1 U	1.0 U	1.0 UJ	1.0 U
bis(2-Ethylhexyl) phthalate	µg/L	6	4.8	4.8	1.3 J	**1.4 JB**	**1.9 B**	10 U	10 UJ	**1.6 J**
Butyl benzyl phthalate	µg/L	NS	7300	35	0.96 U	1.1 UJ	1.1 U	1.0 U	1.0 UJ	1.0 U
Carbazole	µg/L	NS	3.4	NS	0.96 U	1.1 UJ	1.1 U	1.0 U	1.0 UJ	1.0 U
Chrysene	µg/L	NS	9.2	2.9	0.19 U	0.22 UJ	0.22 U	0.20 U	0.20 UJ	0.21 U
Dibenzo(a,h)anthracene	µg/L	NS	0.0093	0.0029	0.19 U	0.22 UJ	0.22 U	0.20 U	0.20 UJ	0.21 U
Dibenzofuran	µg/L	NS	12	NS	0.96 U	1.1 UJ	1.1 U	1.0 U	1.0 UJ	1.0 U
Diethyl phthalate	µg/L	NS	29000	29000	0.96 U	1.1 UJ	1.1 U	1.0 U	1.0 UJ	1.0 U
Dimethyl phthalate	µg/L	NS	360000	NS	0.96 U	1.1 UJ	1.1 U	1.0 U	1.0 UJ	1.0 U
Di-n-butyl phthalate	µg/L	NS	NS	NS	0.96 U	1.1 UJ	1.1 U	1.0 U	1.0 UJ	1.0 U
Di-n-octyl phthalate	µg/L	NS	1500	NS	0.96 U	1.1 UJ	1.1 U	1.0 U	1.0 UJ	1.0 U
Fluoranthene	µg/L	NS	NS	1500	0.19 U	0.22 UJ	0.22 U	0.20 U	0.20 UJ	0.21 U
Fluorene	µg/L	NS	NS	1500	0.19 U	0.22 UJ	0.22 U	0.20 U	0.20 UJ	0.21 U
Hexachlorobenzene	µg/L	1	0.042	0.042	0.19 U	0.22 UJ	0.22 U	0.20 U	0.20 UJ	0.21 U
Hexachlorobutadiene	µg/L	NS	0.86	0.86	0.96 U	1.1 UJ	1.1 U	1.0 U	1.0 UJ	1.0 U
Hexachlorocyclopentadiene	µg/L	50	220	220	9.6 U	11 UJ	11 U	10 U	10 UJ	10 U
Hexachloroethane	µg/L	NS	4.8	4.8	0.96 U	1.1 UJ	1.1 U	1.0 U	1.0 UJ	1.0 U
Indeno(1,2,3-cd)pyrene	µg/L	NS	0.092	0.029	0.19 U	0.22 UJ	0.22 U	0.20 U	0.20 UJ	0.21 U
Isophorone	µg/L	NS	71	71	0.96 U	1.1 UJ	1.1 U	1.0 U	1.0 UJ	1.0 U
Naphthalene	µg/L	NS	6.2	0.14	0.19 U	0.22 UJ	0.22 U	0.20 U	0.20 UJ	0.21 U
Nitrobenzene	µg/L	NS	3.4	0.12	0.96 U	1.1 UJ	1.1 U	1.0 U	1.0 UJ	1.0 U
N-Nitroso-di-n-propylamine	µg/L	NS	9600	9600	0.96 U	1.1 UJ	1.1 U	1.0 U	1.0 UJ	1.0 U
N-Nitrosodiphenylamine	µg/L	NS	14	14	0.96 U	1.1 UJ	1.1 U	1.0 U	1.0 UJ	1.0 U
Pentachlorophenol	µg/L	1	0.56	0.56	4.8 U	5.6 U	5.4 U	5.0 U	5.0 U	5.2 U
Phenanthrene	µg/L	NS	NS	NS	0.19 U	0.22 UJ	0.22 U	0.20 U	0.20 UJ	0.21 U
Phenol	µg/L	NS	11000	11000	0.96 U	1.1 U	1.1 U	1.0 U	1.0 U	1.0 U
Pyrene	µg/L	NS	NS	1100	0.19 U	0.22 UJ	0.22 U	0.20 U	0.20 UJ	0.21 U

Notes:

NS = no standard

Bold = detected compound above the MDL

N/A = Not Analyzed

Table 3-6. FWGWMP July 2011 SVOCs Analytical Results

Data Qualifiers

Data qualifier flags are used in an effort to describe the quality of each piece of data for each constituent. These flags are letter codes appended to the numerical data. The following data qualifiers are specified in the USACE Louisville Chemistry Guidelines. For a complete explanation of qualifiers used for each constituent please refer to the Data Verification Summaries in Appendix D.

U The analyte was analyzed for but not detected. The numerical value preceding the U is the associated reporting limit.

J The identification of the analyte is acceptable, but the quality assurance criteria indicate that the quantitative values may be outside the normal expected range of precision (i.e., the quantitative value is estimated). Examples include:

- Results detected above the laboratory MDL but less than the laboratory reporting limit.
- MS/MSD percent recoveries outside the acceptance criteria.
- Laboratory control sample (LCS) percent recoveries outside acceptance criteria.

R Data are considered to be rejected and shall not be used. This flag denotes the failure of quality control criteria such that it cannot be determined if the analyte is present or absent from the sample [e.g., the method reporting limit (MRL) verification standard was below quality control guidelines; associated sample results that were non-detect are unusable].

UJ This flag is a combination of the U and J qualifiers which indicate that the analyte is not present. The reported value is considered to be an estimated reporting limit (RL).

B The B flag is used for both organic and inorganic analyses when the analyte is found in the method blank or any of the field blanks. This designation overrides the Contract Laboratory Program (CLP) “B” designation when used by the laboratory as an estimated value for inorganics.

Table 3-7. FWGWMP July 2011 Pesticides and PCBs Analytical Results

Station ID					LL1mw-063	LL1mw-065	LL1mw-079	LL1mw-080	LL1mw-081	LL1mw-082
Sample ID		MCL	Region 9 PRG	USEPA RSL	FWGLL1mw-063C-1809-GW	FWGLL1mw-065C-1762-GW	FWGLL1mw-079C-1763-GW	FWGLL1mw-080C-1764-GW	FWGLL1mw-081C-1765-GW	FWGLL1mw-082C-1766-GW
Date Collected					8/2/2011	8/1/2011	8/2/2011	8/1/2011	8/1/2011	8/1/2011
Sample Type					Grab	Grab	Grab	Grab	Grab	Grab
Analyte	Units									
4,4'-DDD	µg/L	NS	0.28	0.28	0.030 U	0.029 UJ	0.029 U	0.029 U	0.029 UJ	0.031 UJ
4,4'-DDE	µg/L	NS	0.2	0.2	0.030 U	0.029 UJ	0.029 U	0.029 U	0.029 UJ	0.031 UJ
4,4'-DDT	µg/L	NS	0.2	0.2	0.030 U	0.029 UJ	0.029 U	0.029 U	0.029 UJ	0.031 UJ
Aldrin	µg/L	NS	0.004	0.004	0.030 U	0.029 UJ	0.029 U	0.029 U	0.029 UJ	0.031 UJ
alpha-BHC	µg/L	NS	0.011	0.011	0.030 U	0.029 UJ	0.029 U	0.029 U	0.029 UJ	0.031 UJ
alpha-Chordane	µg/L	NS	NS	NS	0.030 U	0.029 UJ	0.029 U	0.029 U	0.029 UJ	0.031 UJ
beta-BHC	µg/L	NS	0.037	0.037	0.030 U	0.029 UJ	0.029 U	**0.063 J**	0.0088 J	0.031 UJ
delta-BHC	µg/L	NS	NS	NS	0.030 U	0.029 UJ	0.029 U	0.029 U	0.029 UJ	0.031 UJ
Dieldrin	µg/L	NS	0.0042	0.0042	0.030 U	0.029 UJ	0.029 U	0.029 U	0.029 UJ	0.031 UJ
Endosulfan I	µg/L	NS	0.022	0.022	0.025 U	0.025 UJ	0.024 U	0.024 U	0.024 UJ	0.026 UJ
Endosulfan II	µg/L	NS	0.022	0.022	0.025 U	0.025 UJ	0.024 U	0.024 UJ	0.024 UJ	0.026 UJ
Endosulfan sulfate	µg/L	NS	NS	NS	0.030 U	0.029 UJ	0.029 U	0.029 U	0.029 UJ	0.031 UJ
Endrin	µg/L	2	11	11	0.030 U	0.029 UJ	0.029 U	0.029 U	0.029 UJ	0.031 UJ
Endrin aldehyde	µg/L	NS	NS	NS	0.030 U	0.029 UJ	0.029 U	0.029 U	0.029 UJ	0.031 UJ
Endrin ketone	µg/L	NS	NS	NS	0.030 U	0.029 UJ	0.029 U	0.029 U	0.029 UJ	0.031 UJ
Gamma-BHC	µg/L	0.2	0.052	0.061	0.030 U	0.029 UJ	0.029 U	0.029 U	0.029 UJ	0.031 UJ
gamma-Chlordane	µg/L	NS	NS	NS	0.030 U	0.029 UJ	0.029 U	0.029 U	0.82 J	0.031 UJ
Heptachlor	µg/L	0.4	0.015	0.015	0.030 U	0.029 UJ	0.029 U	0.029 U	0.029 UJ	0.031 UJ
Heptachlor epoxide	µg/L	0.2	0.0074	0.0074	0.030 U	0.029 UJ	0.029 U	0.029 U	0.029 UJ	0.031 UJ
Methoxychlor	µg/L	40	180	180	0.10 U	0.098 UJ	0.097 U	0.095 U	0.095 UJ	0.10 UJ
Toxaphene	µg/L	3	0.061	0.061	2.0 U	2.0 R	1.9 U	1.9 R	1.9 R	2.1 R
PCB- 1016	µg/L	0.5	0.96	0.96	N/A	N/A	N/A	N/A	N/A	N/A
PCB- 1221	µg/L	0.5	0.034	0.0068	N/A	N/A	N/A	N/A	N/A	N/A
PCB- 1232	µg/L	0.5	0.034	0.0068	N/A	N/A	N/A	N/A	N/A	N/A
PCB- 1242	µg/L	0.5	0.034	0.034	N/A	N/A	N/A	N/A	N/A	N/A
PCB- 1248	µg/L	0.5	0.034	0.034	N/A	N/A	N/A	N/A	N/A	N/A
PCB- 1254	µg/L	0.5	0.034	0.034	N/A	N/A	N/A	N/A	N/A	N/A
PCB- 1260	µg/L	0.5	0.034	0.034	N/A	N/A	N/A	N/A	N/A	N/A

Notes:

NS = no standard

Bold = detected compound above the MDL

N/A = Not Analyzed

Table 3-7. FWGWMP July 2011 Pesticides and PCBs Analytical Results

Station ID					LL1mw-083	LL1mw-084	LL1mw-085	LL2mw-059	LL2mw-060	LL2mw-265
Sample ID		MCL	Region 9 PRG	USEPA RSL	FWGLL1mw-083C-1767-GW	FWGLL1mw-084C-1768-GW	FWGLL1mw-085C-1769-GW	FWGLL2mw-059C-1770-GW	FWGLL2mw-060C-1771-GW	FWGLL2mw-265C-1772-GW
Date Collected					8/1/2011	8/1/2011	8/1/2011	8/2/2011	8/2/2011	8/2/2011
Sample Type					Grab	Grab	Grab	Grab	Grab	Grab
Analyte	Units									
4,4'-DDD	µg/L	NS	0.28	0.28	0.29 U	0.31 UJ	0.029 UJ	0.030 UJ	0.029 U	0.035 UJ
4,4'-DDE	µg/L	NS	0.2	0.2	0.29 U	0.31 UJ	0.029 UJ	0.030 UJ	0.029 U	0.035 UJ
4,4'-DDT	µg/L	NS	0.2	0.2	0.29 U	0.31 UJ	0.029 UJ	0.030 UJ	0.029 U	0.035 UJ
Aldrin	µg/L	NS	0.004	0.004	0.29 U	0.31 UJ	0.029 UJ	0.030 UJ	0.029 U	0.035 UJ
alpha-BHC	µg/L	NS	0.011	0.011	0.29 U	0.18 J	0.029 UJ	0.030 UJ	0.029 U	0.035 UJ
alpha-Chordane	µg/L	NS	NS	NS	0.29 U	0.31 UJ	0.029 UJ	0.030 UJ	0.029 U	0.035 UJ
beta-BHC	µg/L	NS	0.037	0.037	0.29 U	0.16 J	0.029 UJ	0.030 UJ	0.029 U	0.035 UJ
delta-BHC	µg/L	NS	NS	NS	0.29 U	0.31 UJ	0.029 UJ	0.030 UJ	0.029 U	0.035 UJ
Dieldrin	µg/L	NS	0.0042	0.0042	0.29 U	0.31 UJ	0.029 UJ	0.030 UJ	0.029 U	0.035 UJ
Endosulfan I	µg/L	NS	0.022	0.022	0.24 U	0.26 UJ	0.024 UJ	0.025 UJ	0.024 U	0.029 UJ
Endosulfan II	µg/L	NS	0.022	0.022	0.24 UJ	0.26 UJ	0.024 UJ	0.025 UJ	0.024 U	0.029 UJ
Endosulfan sulfate	µg/L	NS	NS	NS	0.29 U	0.31 UJ	0.029 UJ	0.030 UJ	0.029 U	0.035 UJ
Endrin	µg/L	2	11	11	0.29 U	0.31 UJ	0.029 UJ	0.030 UJ	0.029 U	0.035 UJ
Endrin aldehyde	µg/L	NS	NS	NS	0.29 U	0.31 UJ	0.029 UJ	0.030 UJ	0.029 U	0.035 UJ
Endrin ketone	µg/L	NS	NS	NS	0.29 U	0.31 UJ	0.029 UJ	0.030 UJ	0.029 U	0.035 UJ
Gamma-BHC	µg/L	0.2	0.052	0.061	0.29 U	0.31 UJ	0.029 UJ	0.030 UJ	0.029 U	0.035 UJ
gamma-Chlordane	µg/L	NS	NS	NS	0.29 U	0.31 UJ	0.029 UJ	0.030 UJ	0.029 U	0.035 UJ
Heptachlor	µg/L	0.4	0.015	0.015	0.29 U	0.31 UJ	0.029 UJ	0.030 UJ	0.029 U	0.035 UJ
Heptachlor epoxide	µg/L	0.2	0.0074	0.0074	0.29 U	0.31 UJ	0.029 UJ	0.030 UJ	0.029 U	0.035 UJ
Methoxychlor	µg/L	40	180	180	0.96 U	1.0 UJ	0.095 UJ	0.099 UJ	0.095 U	0.12 UJ
Toxaphene	µg/L	3	0.061	0.061	19 U	21 UJ	1.9 R	2.0 UJ	1.9 U	2.3 UJ
PCB- 1016	µg/L	0.5	0.96	0.96	N/A	N/A	N/A	0.50 UJ	0.48 U	0.58 U
PCB- 1221	µg/L	0.5	0.034	0.0068	N/A	N/A	N/A	0.50 UJ	0.48 U	0.58 U
PCB- 1232	µg/L	0.5	0.034	0.0068	N/A	N/A	N/A	0.50 UJ	0.48 U	0.58 U
PCB- 1242	µg/L	0.5	0.034	0.034	N/A	N/A	N/A	0.50 UJ	0.48 U	0.58 U
PCB- 1248	µg/L	0.5	0.034	0.034	N/A	N/A	N/A	0.50 UJ	0.48 U	0.58 U
PCB- 1254	µg/L	0.5	0.034	0.034	N/A	N/A	N/A	0.50 UJ	0.48 U	0.58 U
PCB- 1260	µg/L	0.5	0.034	0.034	N/A	N/A	N/A	0.50 UJ	0.48 U	0.58 U

Notes:

NS = no standard

Bold = detected compound above the MDL

N/A = Not Analyzed

Table 3-7. FWGWMP July 2011 Pesticides and PCBs Analytical Results

Station ID					LL3mw-234	LL3mw-235	L3mw-236	LL3mw-238	LL3mw-241	LL12mw-088
Sample ID		MCL	Region 9 PRG	USEPA RSL	FWGLL3mw-234C-1773-GW	FWGLL3mw-235C-1774-GW	FWGLL3mw-236C-1775-GW	FWGLL3mw-238C-1776-GW	FWGLL3mw-241C-1777-GW	FWGLL12mw-088C-1778-GW
Date Collected					8/3/2011	8/3/2011	8/4/2011	8/3/2011	8/4/2011	8/3/2011
Sample Type					Grab	Grab	Grab	Grab	Grab	Grab
Analyte	Units									
4,4'-DDD	µg/L	NS	0.28	0.28	0.031 UJ	0.029 U	0.029 U	0.57 UJ	0.031 U	0.029 U
4,4'-DDE	µg/L	NS	0.2	0.2	0.031 UJ	0.029 U	0.029 U	0.57 UJ	0.031 U	0.029 U
4,4'-DDT	µg/L	NS	0.2	0.2	0.031 UJ	0.029 U	0.029 U	0.57 UJ	0.031 U	0.029 U
Aldrin	µg/L	NS	0.004	0.004	0.031 UJ	0.029 U	0.029 U	0.57 UJ	0.031 U	0.029 U
alpha-BHC	µg/L	NS	0.011	0.011	**0.018 JB**	0.029 U	0.029 U	0.57 UJ	0.031 U	0.029 U
alpha-Chordane	µg/L	NS	NS	NS	0.031 UJ	0.029 U	0.029 U	0.57 UJ	0.031 U	0.029 U
beta-BHC	µg/L	NS	0.037	0.037	0.031 UJ	0.029 U	0.029 U	0.57 UJ	0.031 U	0.029 U
delta-BHC	µg/L	NS	NS	NS	0.031 UJ	0.029 U	0.029 U	0.57 UJ	0.031 U	0.029 U
Dieldrin	µg/L	NS	0.0042	0.0042	0.031 UJ	0.029 U	0.029 U	0.57 UJ	0.031 U	0.029 U
Endosulfan I	µg/L	NS	0.022	0.022	0.026 UJ	0.024 U	0.024 U	0.48 UJ	0.026 U	0.024 U
Endosulfan II	µg/L	NS	0.022	0.022	0.026 UJ	0.024 U	0.024 U	0.48 UJ	0.026 U	0.024 U
Endosulfan sulfate	µg/L	NS	NS	NS	0.031 UJ	0.029 U	0.029 U	0.57 UJ	0.031 U	0.029 U
Endrin	µg/L	2	11	11	0.031 UJ	0.029 U	0.029 U	0.57 UJ	0.031 U	0.029 U
Endrin aldehyde	µg/L	NS	NS	NS	0.031 UJ	0.029 U	0.029 U	0.57 UJ	0.031 U	0.029 U
Endrin ketone	µg/L	NS	NS	NS	0.031 UJ	0.029 U	0.029 U	0.57 UJ	0.031 U	0.029 U
Gamma-BHC	µg/L	0.2	0.052	0.061	0.031 UJ	0.029 U	0.029 U	0.57 UJ	0.031 U	0.029 U
gamma-Chlordane	µg/L	NS	NS	NS	0.031 UJ	0.029 U	0.029 U	0.57 UJ	0.031 U	0.029 U
Heptachlor	µg/L	0.4	0.015	0.015	0.031 UJ	0.029 U	0.029 U	0.57 UJ	0.031 U	0.029 U
Heptachlor epoxide	µg/L	0.2	0.0074	0.0074	0.031 UJ	0.029 U	0.029 U	0.57 UJ	0.031 U	0.029 U
Methoxychlor	µg/L	40	180	180	0.10 UJ	0.095 U	0.095 U	1.9 UJ	0.10 U	0.095 U
Toxaphene	µg/L	3	0.061	0.061	2.1 UJ	1.9 U	1.9 U	38 UJ	2.1 U	1.9 U
PCB- 1016	µg/L	0.5	0.96	0.96	N/A	N/A	N/A	N/A	N/A	0.48 U
PCB- 1221	µg/L	0.5	0.034	0.0068	N/A	N/A	N/A	N/A	N/A	0.48 U
PCB- 1232	µg/L	0.5	0.034	0.0068	N/A	N/A	N/A	N/A	N/A	0.48 U
PCB- 1242	µg/L	0.5	0.034	0.034	N/A	N/A	N/A	N/A	N/A	0.48 U
PCB- 1248	µg/L	0.5	0.034	0.034	N/A	N/A	N/A	N/A	N/A	0.48 U
PCB- 1254	µg/L	0.5	0.034	0.034	N/A	N/A	N/A	N/A	N/A	0.48 U
PCB- 1260	µg/L	0.5	0.034	0.034	N/A	N/A	N/A	N/A	N/A	0.48 U

Notes:

NS = no standard

Bold = detected compound above the MDL

N/A = Not Analyzed

Table 3-7. FWGWMP July 2011 Pesticides and PCBs Analytical Results

Station ID					LL12mw-107	LL12mw-113	LL12mw-128	LL12mw-153	LL12mw-154	LL12mw-182
Sample ID		MCL	Region 9 PRG	USEPA RSL	FWGLL12mw-107C-1779-GW	FWGLL12mw-113C-1780-GW	FWGLL12mw-128C-1781-GW	FWGLL12mw-153C-1782-GW	FWGLL12mw-154C-1783-GW	FWGLL12mw-182C-1784-GW
Date Collected					8/3/2011	8/2/2011	8/3/2011	8/3/2011	8/3/2011	8/2/2011
Sample Type					Grab	Grab	Grab	Grab	Grab	Grab
Analyte	Units									
4,4'-DDD	µg/L	NS	0.28	0.28	0.029 U	0.029 U	0.029 UJ	0.030 UJ	0.029 U	0.031 UJ
4,4'-DDE	µg/L	NS	0.2	0.2	0.029 U	0.029 U	0.029 UJ	0.030 UJ	0.029 U	0.031 UJ
4,4'-DDT	µg/L	NS	0.2	0.2	**0.034 J**	0.029 U	0.029 UJ	0.030 UJ	0.029 U	0.031 UJ
Aldrin	µg/L	NS	0.004	0.004	0.029 U	0.029 U	0.029 UJ	0.030 UJ	0.029 U	0.031 UJ
alpha-BHC	µg/L	NS	0.011	0.011	0.029 U	0.029 U	0.029 UJ	0.030 UJ	**0.010 JB**	0.031 UJ
alpha-Chordane	µg/L	NS	NS	NS	0.029 U	0.029 U	0.029 UJ	0.030 UJ	0.029 U	0.031 UJ
beta-BHC	µg/L	NS	0.037	0.037	**0.010 J**	0.029 U	0.029 UJ	0.030 UJ	0.029 U	0.031 UJ
delta-BHC	µg/L	NS	NS	NS	0.029 U	0.029 U	0.029 UJ	0.030 UJ	0.029 U	0.031 UJ
Dieldrin	µg/L	NS	0.0042	0.0042	0.029 U	0.029 U	0.029 UJ	0.030 UJ	0.029 U	0.031 UJ
Endosulfan I	µg/L	NS	0.022	0.022	0.024 U	0.024 U	0.024 UJ	0.025 UJ	0.024 U	0.026 UJ
Endosulfan II	µg/L	NS	0.022	0.022	0.024 U	0.024 U	0.024 UJ	0.025 UJ	0.024 U	0.026 UJ
Endosulfan sulfate	µg/L	NS	NS	NS	0.029 U	0.029 U	0.029 UJ	0.030 UJ	0.029 U	0.031 UJ
Endrin	µg/L	2	11	11	0.029 U	0.029 U	0.029 UJ	0.030 UJ	0.029 U	0.031 UJ
Endrin aldehyde	µg/L	NS	NS	NS	0.029 U	0.029 U	0.029 UJ	0.030 UJ	0.029 U	0.031 UJ
Endrin ketone	µg/L	NS	NS	NS	0.029 U	0.029 U	0.029 UJ	0.030 UJ	0.029 U	0.031 UJ
Gamma-BHC	µg/L	0.2	0.052	0.061	0.029 U	0.029 U	0.029 UJ	0.030 UJ	0.029 U	0.031 UJ
gamma-Chlordane	µg/L	NS	NS	NS	0.029 U	0.029 U	0.029 UJ	0.030 UJ	0.029 U	0.031 UJ
Heptachlor	µg/L	0.4	0.015	0.015	**0.011 J**	**0.0080 J**	0.029 UJ	0.030 UJ	0.029 U	0.031 UJ
Heptachlor epoxide	µg/L	0.2	0.0074	0.0074	0.029 U	0.029 U	0.029 UJ	0.030 UJ	0.029 U	0.031 UJ
Methoxychlor	µg/L	40	180	180	0.095 U	0.095 U	0.095 UJ	0.10 UJ	0.095 U	0.10 UJ
Toxaphene	µg/L	3	0.061	0.061	1.9 U	1.9 U	1.9 UJ	2.0 UJ	1.9 U	2.0 UJ
PCB- 1016	µg/L	0.5	0.96	0.96	0.48 U	0.48 UJ	0.48 UJ	0.51 UJ	0.48 UJ	0.51 U
PCB- 1221	µg/L	0.5	0.034	0.0068	0.48 U	0.48 UJ	0.48 UJ	0.51 UJ	0.48 UJ	0.51 U
PCB- 1232	µg/L	0.5	0.034	0.0068	0.48 U	0.48 UJ	0.48 UJ	0.51 UJ	0.48 UJ	0.51 U
PCB- 1242	µg/L	0.5	0.034	0.034	0.48 U	0.48 UJ	0.48 UJ	0.51 UJ	0.48 UJ	0.51 U
PCB- 1248	µg/L	0.5	0.034	0.034	0.48 U	0.48 UJ	0.48 UJ	0.51 UJ	0.48 UJ	0.51 U
PCB- 1254	µg/L	0.5	0.034	0.034	0.48 U	0.48 UJ	0.48 UJ	0.51 UJ	0.48 UJ	0.51 U
PCB- 1260	µg/L	0.5	0.034	0.034	0.48 U	0.48 UJ	0.48 UJ	0.51 UJ	0.48 UJ	0.51 U

Notes:

NS = no standard

Bold = detected compound above the MDL

N/A = Not Analyzed

Table 3-7. FWGWMP July 2011 Pesticides and PCBs Analytical Results

Station ID					LL12mw-183	LL12mw-184	LL12mw-185	LL12mw-186	LL12mw-187	LL12mw-188
Sample ID		MCL	Region 9 PRG	USEPA RSL	FWGLL12mw-183C-1785-GW	FWGLL12mw-184C-1786-GW	FWGLL12mw-185C-1787-GW	FWGLL12mw-186C-1788-GW	FWGLL12mw-187C-1789-GW	FWGLL12mw-188C-1790-GW
Date Collected					8/2/2011	8/3/2011	8/2/2011	8/3/2011	8/3/2011	8/2/2011
Sample Type					Grab	Grab	Grab	Grab	Grab	Grab
Analyte	Units									
4,4'-DDD	µg/L	NS	0.28	0.28	0.031 U	0.032 UJ	0.029 UJ	0.029 UJ	0.032 U	0.029 UJ
4,4'-DDE	µg/L	NS	0.2	0.2	0.031 U	0.032 UJ	0.029 UJ	0.029 UJ	0.032 U	0.029 UJ
4,4'-DDT	µg/L	NS	0.2	0.2	0.031 U	0.032 UJ	0.029 UJ	0.029 UJ	0.032 U	0.029 UJ
Aldrin	µg/L	NS	0.004	0.004	0.031 U	0.032 UJ	0.029 UJ	0.029 UJ	0.032 U	0.029 UJ
alpha-BHC	µg/L	NS	0.011	0.011	0.031 U	0.032 UJ	0.029 UJ	0.029 UJ	0.032 U	0.029 UJ
alpha-Chordane	µg/L	NS	NS	NS	0.031 U	0.032 UJ	0.029 UJ	0.029 UJ	0.032 U	0.029 UJ
beta-BHC	µg/L	NS	0.037	0.037	0.031 U	0.032 UJ	0.029 UJ	0.029 UJ	0.032 U	0.029 UJ
delta-BHC	µg/L	NS	NS	NS	0.031 U	0.032 UJ	0.029 UJ	0.029 UJ	0.032 U	0.029 UJ
Dieldrin	µg/L	NS	0.0042	0.0042	0.031 U	0.032 UJ	0.029 UJ	0.029 UJ	0.032 U	0.029 UJ
Endosulfan I	µg/L	NS	0.022	0.022	0.026 U	0.026 UJ	0.024 UJ	0.024 UJ	0.026 U	0.024 UJ
Endosulfan II	µg/L	NS	0.022	0.022	0.026 U	0.026 UJ	0.024 UJ	0.024 UJ	0.026 U	0.024 UJ
Endosulfan sulfate	µg/L	NS	NS	NS	0.031 U	0.032 UJ	0.029 UJ	0.029 UJ	0.032 U	0.029 UJ
Endrin	µg/L	2	11	11	0.031 U	0.032 UJ	0.029 UJ	0.029 UJ	0.032 U	0.029 UJ
Endrin aldehyde	µg/L	NS	NS	NS	0.031 U	0.032 UJ	0.029 UJ	0.029 UJ	0.032 U	0.029 UJ
Endrin ketone	µg/L	NS	NS	NS	0.031 U	0.032 UJ	0.029 UJ	0.029 UJ	0.032 U	0.029 UJ
Gamma-BHC	µg/L	0.2	0.052	0.061	0.031 U	0.032 UJ	0.029 UJ	0.029 UJ	0.032 U	0.029 UJ
gamma-Chlordane	µg/L	NS	NS	NS	0.031 U	0.032 UJ	0.029 UJ	0.029 UJ	0.032 U	0.029 UJ
Heptachlor	µg/L	0.4	0.015	0.015	0.031 U	0.032 UJ	0.029 UJ	0.029 UJ	0.032 U	0.029 UJ
Heptachlor epoxide	µg/L	0.2	0.0074	0.0074	0.031 U	0.032 UJ	0.029 UJ	0.029 UJ	0.032 U	0.029 UJ
Methoxychlor	µg/L	40	180	180	0.10 U	0.11 UJ	0.095 UJ	0.097 UJ	0.11 U	0.095 UJ
Toxaphene	µg/L	3	0.061	0.061	2.1 U	2.1 UJ	1.9 UJ	1.9 UJ	2.1 U	1.9 UJ
PCB- 1016	µg/L	0.5	0.96	0.96	0.52 U	0.53 UJ	0.48 UJ	0.49 UJ	0.53 U	0.48 UJ
PCB- 1221	µg/L	0.5	0.034	0.0068	0.52 U	0.53 UJ	0.48 UJ	0.49 UJ	0.53 U	0.48 UJ
PCB- 1232	µg/L	0.5	0.034	0.0068	0.52 U	0.53 UJ	0.48 UJ	0.49 UJ	0.53 U	0.48 UJ
PCB- 1242	µg/L	0.5	0.034	0.034	0.52 U	0.53 UJ	0.48 UJ	0.49 UJ	0.53 U	0.48 UJ
PCB- 1248	µg/L	0.5	0.034	0.034	0.52 U	0.53 UJ	0.48 UJ	0.49 UJ	0.53 U	0.48 UJ
PCB- 1254	µg/L	0.5	0.034	0.034	0.52 U	0.53 UJ	0.48 UJ	0.49 UJ	0.53 U	0.48 UJ
PCB- 1260	µg/L	0.5	0.034	0.034	0.52 U	0.53 UJ	0.48 UJ	0.49 UJ	0.53 U	0.48 UJ

Notes:

NS = no standard

Bold = detected compound above the MDL

N/A = Not Analyzed

Table 3-7. FWGWMP July 2011 Pesticides and PCBs Analytical Results

Station ID					LL12mw-189	LL12mw-242	LL12mw-243	LL12mw-244	LL12mw-245	LL12mw-246
Sample ID		MCL	Region 9 PRG	USEPA RSL	FWGLL12mw-189C-1791-GW	FWGLL12mw-242C-1792-GW	FWGLL12mw-243C-1793-GW	FWGLL12mw-244C-1794-GW	FWGLL12mw-245C-1795-GW	FWGLL12mw-246C-1796-GW
Date Collected					8/4/2011	8/3/2011	8/3/2011	8/2/2011	8/3/2011	8/2/2011
Sample Type					Grab	Grab	Grab	Grab	Grab	Grab
Analyte	Units									
4,4'-DDD	µg/L	NS	0.28	0.28	0.031 UJ	0.029 UJ	0.032 UJ	0.032 UJ	0.029 UJ	0.031 UJ
4,4'-DDE	µg/L	NS	0.2	0.2	0.031 UJ	0.029 UJ	0.032 UJ	0.032 UJ	0.029 UJ	0.031 UJ
4,4'-DDT	µg/L	NS	0.2	0.2	0.031 UJ	0.029 UJ	0.032 UJ	0.032 UJ	0.029 UJ	0.031 UJ
Aldrin	µg/L	NS	0.004	0.004	0.031 UJ	0.029 UJ	0.032 UJ	0.032 UJ	0.029 UJ	0.031 UJ
alpha-BHC	µg/L	NS	0.011	0.011	0.031 UJ	0.029 UJ	**0.017 JB**	**0.031 J**	0.029 UJ	0.031 UJ
alpha-Chordane	µg/L	NS	NS	NS	0.031 UJ	0.029 UJ	0.032 UJ	0.032 UJ	0.029 UJ	0.031 UJ
beta-BHC	µg/L	NS	0.037	0.037	0.031 UJ	0.029 UJ	0.032 UJ	0.032 UJ	0.029 UJ	0.031 UJ
delta-BHC	µg/L	NS	NS	NS	0.031 UJ	0.029 UJ	0.032 UJ	0.032 UJ	0.029 UJ	0.031 UJ
Dieldrin	µg/L	NS	0.0042	0.0042	0.031 UJ	0.029 UJ	0.032 UJ	0.032 UJ	0.029 UJ	0.031 UJ
Endosulfan I	µg/L	NS	0.022	0.022	0.026 UJ	0.025 UJ	0.027 UJ	0.027 UJ	0.024 UJ	0.026 UJ
Endosulfan II	µg/L	NS	0.022	0.022	0.026 UJ	0.025 UJ	0.027 UJ	0.027 UJ	0.024 UJ	0.026 UJ
Endosulfan sulfate	µg/L	NS	NS	NS	0.031 UJ	0.029 UJ	0.032 UJ	0.032 UJ	0.029 UJ	0.031 UJ
Endrin	µg/L	2	11	11	0.031 UJ	0.029 UJ	0.032 UJ	0.032 UJ	0.029 UJ	0.031 UJ
Endrin aldehyde	µg/L	NS	NS	NS	0.031 UJ	0.029 UJ	0.032 UJ	0.032 UJ	0.029 UJ	0.031 UJ
Endrin ketone	µg/L	NS	NS	NS	0.031 UJ	0.029 UJ	0.032 UJ	0.032 UJ	0.029 UJ	0.031 UJ
Gamma-BHC	µg/L	0.2	0.052	0.061	0.031 UJ	0.029 UJ	0.032 UJ	0.032 UJ	0.029 UJ	0.031 UJ
gamma-Chlordane	µg/L	NS	NS	NS	0.031 UJ	0.029 UJ	0.032 UJ	0.032 UJ	0.029 UJ	0.031 UJ
Heptachlor	µg/L	0.4	0.015	0.015	0.031 UJ	0.029 UJ	0.032 UJ	0.032 UJ	0.029 UJ	0.031 UJ
Heptachlor epoxide	µg/L	0.2	0.0074	0.0074	0.031 UJ	0.029 UJ	0.032 UJ	0.032 UJ	0.029 UJ	0.031 UJ
Methoxychlor	µg/L	40	180	180	0.10 UJ	0.098 UJ	0.11 UJ	0.11 UJ	0.097 UJ	0.10 UJ
Toxaphene	µg/L	3	0.061	0.061	2.1 UJ	2.0 UJ	2.2 UJ	2.1 UJ	1.9 UJ	2.1 UJ
PCB- 1016	µg/L	0.5	0.96	0.96	0.52 UJ	0.49 UJ	0.54 UJ	0.53 U	0.49 UJ	0.52 UJ
PCB- 1221	µg/L	0.5	0.034	0.0068	0.52 UJ	0.49 UJ	0.54 UJ	0.53 U	0.49 UJ	0.52 UJ
PCB- 1232	µg/L	0.5	0.034	0.0068	0.52 UJ	0.49 UJ	0.54 UJ	0.53 U	0.49 UJ	0.52 UJ
PCB- 1242	µg/L	0.5	0.034	0.034	0.52 UJ	0.49 UJ	0.54 UJ	0.53 U	0.49 UJ	0.52 UJ
PCB- 1248	µg/L	0.5	0.034	0.034	0.52 UJ	0.49 UJ	0.54 UJ	0.53 U	0.49 UJ	0.52 UJ
PCB- 1254	µg/L	0.5	0.034	0.034	0.52 UJ	0.49 UJ	0.54 UJ	0.53 U	0.49 UJ	0.52 UJ
PCB- 1260	µg/L	0.5	0.034	0.034	0.52 UJ	0.49 UJ	0.54 UJ	0.53 U	0.49 UJ	0.52 UJ

Notes:

NS = no standard

Bold = detected compound above the MDL

N/A = Not Analyzed

Table 3-7. FWGWMP July 2011 Pesticide and PCBs Analytical Results

Data Qualifiers

Data qualifier flags are used in an effort to describe the quality of each piece of data for each constituent. These flags are letter codes appended to the numerical data. The following data qualifiers are specified in the USACE Louisville Chemistry Guidelines. For a complete explanation of qualifiers used for each constituent please refer to the Data Verification Summaries in Appendix D.

U The analyte was analyzed for but not detected. The numerical value preceding the U is the associated reporting limit.

J The identification of the analyte is acceptable, but the quality assurance criteria indicate that the quantitative values may be outside the normal expected range of precision (i.e., the quantitative value is estimated). Examples include:

- Results detected above the laboratory MDL but less than the laboratory reporting limit.
- MS/MSD percent recoveries outside the acceptance criteria.
- Laboratory control sample (LCS) percent recoveries outside acceptance criteria.

R Data are considered to be rejected and shall not be used. This flag denotes the failure of quality control criteria such that it cannot be determined if the analyte is present or absent from the sample [e.g., the method reporting limit (MRL) verification standard was below quality control guidelines; associated sample results that were non-detect are unusable].

UJ This flag is a combination of the U and J qualifiers which indicate that the analyte is not present. The reported value is considered to be an estimated reporting limit (RL).

B The B flag is used for both organic and inorganic analyses when the analyte is found in the method blank or any of the field blanks. This designation overrides the Contract Laboratory Program (CLP) “B” designation when used by the laboratory as an estimated value for inorganics.

Table 3-8. FWGWMP July 2011 Hexavalent Chromium Analytical Results

Sample ID	Date Collected	Hexavalent Chromium (ug/L)
FWGLL1mw-065C-1762-GF	8/1/2011	20 UJ
FWGLL1mw-080C-1764-GF	8/1/2011	20 UJ
FWGLL1mw-081C-1765-GF	8/1/2011	20 UJ
FWGLL1mw-082C-1766-GF	8/1/2011	20 UJ
FWGLL1mw-083C-1767-GF	8/1/2011	20 UJ
FWGLL1mw-084C-1768-GF	8/1/2011	20 UJ
FWGLL1mw-085C-1769-GF	8/1/2011	20 UJ
FWGLL12mw-088C-1778-GF	8/3/2011	20 UJ
FWGLL12mw-128C-1781-GF	8/3/2011	20 UJ
FWGLL12mw-153C-1782-GF	8/3/2011	20 UJ
FWGLL12mw-154C-1783-GF	8/3/2011	20 UJ
FWGLL12mw-184C-1786-GF	8/3/2011	20 UJ
FWGLL12mw-186C-1788-GF	8/3/2011	20 UJ
FWGLL12mw-187C-1789-GF	8/3/2011	20 UJ
FWGLL12mw-242C-1792-GF	8/3/2011	20 UJ
FWGLL12mw-243C-1793-GF	8/3/2011	20 UJ
FWGLL12mw-245C-1795-GF	8/3/2011	20 UJ
FWGLL12mw-107C-1779-GF	8/2/2011	20 UJ
FWGLL12mw-113C-1780-GF	8/2/2011	20 UJ
FWGLL12mw-182C-1784-GF	8/2/2011	20 UJ
FWGLL12mw-183C-1785-GF	8/2/2011	20 UJ
FWGLL12mw-185C-1787-GF	8/2/2011	20 UJ
FWGLL12mw-188C-1790-GF	8/2/2011	20 UJ
FWGLL12mw-244C-1794-GF	8/2/2011	20 UJ
FWGLL12mw-246C-1796-GF	8/2/2011	20 UJ
FWGLL1mw-063C-1809-GF	8/2/2011	20 UJ
FWGLL1mw-079C-1763-GF	8/2/2011	20 UJ
FWGLL12mw-189C-1791-GF	8/4/2011	20 UJ

Note:
MCL = No Standard
Region 9 PRG = 110 ug/L
USEPA RSL = 0.031 ug/L

Table 3-8. FWGWMP July 2011 Hexavalent Chromium Results

Data Qualifiers

Data qualifier flags are used in an effort to describe the quality of each piece of data for each constituent. These flags are letter codes appended to the numerical data. The following data qualifiers are specified in the USACE Louisville Chemistry Guidelines. For a complete explanation of qualifiers used for each constituent please refer to the Data Verification Summaries in Appendix D.

U The analyte was analyzed for but not detected. The numerical value preceding the U is the associated reporting limit.

J The identification of the analyte is acceptable, but the quality assurance criteria indicate that the quantitative values may be outside the normal expected range of precision (i.e., the quantitative value is estimated). Examples include:
- Results detected above the laboratory MDL but less than the laboratory reporting limit.
- MS/MSD percent recoveries outside the acceptance criteria.
- Laboratory control sample (LCS) percent recoveries outside acceptance criteria.

R Data are considered to be rejected and shall not be used. This flag denotes the failure of quality control criteria such that it cannot be determined if the analyte is present or absent from the sample [e.g., the method reporting limit (MRL) verification standard was below quality control guidelines; associated sample results that were non-detect are unusable].

UJ This flag is a combination of the U and J qualifiers which indicate that the analyte is not present. The reported value is considered to be an estimated reporting limit (RL).

B The B flag is used for both organic and inorganic analyses when the analyte is found in the method blank or any of the field blanks. This designation overrides the Contract Laboratory Program (CLP) "B" designation when used by the laboratory as an estimated value for inorganics.

3.3 Data Verification/Validation

As discussed in Sections 2.3 and 3.2, all primary chemical data were generated by TestAmerica. RTI conducted the independent QC analysis (EQM does not however verify RTI data). A three step process is then conducted which involves the lab, the ADR data program, and a data validator performing the data verification and validation of the data. The First Step is where each lab analyzes the data and assigns a qualifier as necessary in full accordance with USEPA and LCG guidelines.

The data verification and validation process is continued with Step Two; when the data validator verifies all data received from TestAmerica, and validates greater than 10% of the data by running the lab data through the ADR program. The USACE-supplied ADR program assigned qualifiers to the data as necessary consistent with the programmed criteria of the ADR software. The Third step is when the data validator then uses professional judgment to check the validity of the qualified data and either accepts, rejects, or re-qualifies the ADR results following strict LCG and USEPA guidelines.

After this three-step process has been completed, the resulting final ADR qualifiers may not match the original lab qualifiers which are presented on the laboratory data sheets. As a result of the data validation process, one or more of four possibilities listed occurs:

1. The lab assigns a B, J, or E to the data, and ADR and/or the data validator changes the qualifier to a J, UJ, U, B, or R.
2. The lab assigns no qualifier to the data, and ADR and/or the data validator assigns a J, UJ, U, B, or R to the data.
3. The lab assigns a B, J, or E to the data, and ADR and/or the data validator assigns no qualifier to the data.
4. The lab may assign a J qualifier or use no qualifier, and ADR and/or the data validator accepts the lab designation.

For the July 2011 Sampling Event Report, the laboratory data with laboratory derived qualifiers following USEPA and LGC criteria are presented in Appendix D. The verification reports for the data are also presented in Appendix D, which includes the definitions of the ADR qualifiers. The data presented in Tables 3-2, 3-3, 3-5, 3-6, 3-7, and 3-8 are the result of the data that has been subjected to the Three Step Process of verification and validation. These Tables display the final assigned data qualifier in accordance with ADR and LCG criteria.

Data qualifier flags are used in an effort to describe the quality of each piece of data for each constituent. These flags are letter codes appended to the numerical data. The following data qualifiers are specified in the USACE Louisville Chemistry Guidelines (LCG). For a complete explanation of qualifiers used for each constituent please refer to the Data Verification Summaries in Appendix D.

- U - The analyte was analyzed for but not detected. The numerical value preceding the U is the associated reporting limit.

- J - The identification of the analyte is acceptable, but the quality assurance criteria indicate that the quantitative values may be outside the normal expected range of precision (i.e., the quantitative value is estimated). Examples include:
  - Results detected above the laboratory MDL but less than the laboratory reporting limit.
  - MS/MSD percent recoveries outside the acceptance criteria.
  - Laboratory control sample (LCS) percent recoveries outside acceptance criteria.

- R - Data are considered to be rejected and shall not be used. This flag denotes the failure of quality control criteria such that it cannot be determined if the analyte is present or absent from the sample [e.g.MRL verification standard was below quality control guidelines; associated sample results that were non-detect are unusable].

- UJ - This flag is a combination of the U and J qualifiers which indicate that the analyte is not present. The reported value is considered to be an estimated reporting limit.

- B - The B flag is used for both organic and inorganic analyses when the analyte is found in the method blank or any of the field blanks. This designation overrides the CLP) "B" designation when used by the laboratory as an estimated value for inorganics.

Thirty-six wells were sampled during a four-day quarterly sampling event from August 1-4, 2011. During the quarterly event, 12 trip blanks were submitted for volatile organic analysis to TestAmerica.

Four field duplicates were collected during the sampling event in order to assess the quality and consistency of sample collection. Project requirements of 10% field duplicates were met for this sampling event. In addition, five laboratory splits were collected and analyzed in order to assess the quality and consistency of the laboratory analysis. The project requirements of taking 10% laboratory splits were met for this sampling event. An equipment rinse blank was collected during each day of the sampling event.

For the August 2011 sampling event the following laboratory or field contamination at detections greater than ½ MRL was reported for the field QA/QC samples.

Sample Delivery Group 240-2428-1 (collected 8/1/11)

Method Blank Contamination

Trichloroethene was detected in the method blank at 0.173ug/L. The trichloroethene results for samples FWGLL1mw-085c-1769-GW and FWGTEAM1-Trip were qualified "B".

The method blank had potassium detected at 158ug/L. The potassium result for sample FWGEQUIPRinse1-1805-GW was qualified, "B".

The method blank had thallium detected at 0.198ug/L and sodium at 15.8ug/L. The sodium results for sample FWGEQUIPRinse1-1805-GW was qualified, "B". The thallium results for samples FWGLL1mw-083c-1767-GF, FWGLL1mw-085c-1769-GF, FWGLL1mw-082c-1766-GF, FWGLL1mw-084c-1768-GF, FWGEQUIPRinse1-1805-GW, FWGLL1mw-065c-1762-GF, FWGLL1mw-DUP1-1799-GF and FWGLL1mw-080c-1764-GF were qualified, "B".

Trip Blank Contamination

FWGTEAM1-Trip had trichloroethene detected at 0.24ug/L.
FWGTEAM2-Trip had acetone detected at 1.2ug/L.
The acetone result for samples FWGLL1mw-081c-1765-GW and FWGLL1mw-085c-1769-GW were qualified, "B. No qualifications were made for the trichloroethene contamination, as there were no detected trichloroethene concentrations <5x contamination reported for the associated field samples

Equipment Rinse Contamination

2-butanone was detected in FWGEQUIPRinse1-1805-GW at 1.5ug/L and acetone at 12ug/L The acetone result for samples FWGLL1mw-081c-1765-GW and FWGLL1mw-085c-1769-GW were qualified, "B. No qualifications were made for the 2-butanone and trichloroethene contamination, as there were no detected 2-butanone or trichloroethene concentrations <5x contamination reported for the associated field samples

The equipment rinse, FWGEQUIPRinse1-1805-GW had sodium detected at 8.3ug/L and thallium detected at 0.18ug/L. The thallium results for samples FWGLL1mw-083c-1767-GF, FWGLL1mw-085c-1769-GF, FWGLL1mw-082c-1766-GF, FWGLL1mw-084c-1768-GF, FWGLL1mw-065c-1762-GF, FWGLL1mw-DUP1-1799-GF and FWGLL1mw-080c-1764-GF were qualified, "B".

1,3,5-trinitrobenzene was detected in FWGEQUIPRinse1-1805-GW at 0.048ug/L. No qualifications were made as there were no reported 1,3,5-trinitrobenzene results <5x contamination.

Sample Delivery Group 240-2444-1 (collected 8/2/11)

Method Blank Contamination

The method blank analyzed 8/14/11 had trichloroethane detected at 0.173ug/L. No qualifications were made as there were no detected concentrations of trichloroethene in the associated field samples.
Benzyl alcohol was detected at 0.81ug/L in the method blank. No qualifications were made as there were no detected benzyl alcohol concentrations reported for the associated field samples.
The method blank from batch 240-20789 had potassium detected at 158ug/L. The method blank from batch 240-10805 had potassium detected at 167ug/L, barium at 1.19ug/L, calcium at 295ug/L, magnesium at 77.5ug/L and manganese at 0.557ug/L. The potassium results for samples FWGEQUIPRinse2-1806-GW, FWGLL2mw-059c-1770-

GF, FWGLL2mw-265c-1772-GF and FWGLL2mw-060c-1771-GFwere qualified, "B".. The manganese result for sample FWGEQUIPRinse2-1806-GW was qualified, "B". No qualifications were made for the additional method blank contaminants as they weren't detected in the associated field samples <5x contamination.
The method blank from batch 240-20789 had sodium detected at 15.8ug/L and thallium at 0.198ug/L. The method blank from batch 240-10805 had aluminum detected at 29.4ug/L, sodium at 95.3ug/L and zinc at 12.7ug/L. The sodium result for sample FWGEQUIPRinse2-1806-GW was qualified, "B". The thallium results for samples FWGLL2mw-059c-1770-GF, FWGLL1mw-079c-1763-GF, FWGLL1mw-063c-1809-GF, FWGLL12mw-185c-1787-GF, FWGLL12mw-183c-1785-GF and FWGLL12mw-246c-1796-GF were qualified "B" as the detected concentrations were <5x the thallium contamination.

Trip Blank Contamination
FWGTEAM2-Trip had acetone detected at 1.3ug/L and FWGTEAM3-Trip had acetone detected at 1.1ug/L.
The acetone results for samples FWGLL12mw-244c-1794-GW, FWGLL12mw-DUP3-1801-GW and FWGLL2mw-265c-1772-GW were qualified, "B," due to trip blank contamination.
Equipment Rinse Contamination
2-butanone was detected in FWGEQUIPRinse2-1806-GW at 1.5ug/L and acetone at 13ug/L The acetone result for samples FWGLL12mw-185c-1787-GW, FWGLL12mw-244c-1794-GW, FWGLL12mw-DUP3-1801-GW and FWGLL2mw-265c-1772-GW and the 2-butanone result for sample FWGLL1mw-079c-1763-GW were qualified, "B", due to equipment rinse contamination

The equipment rinse, FWGEQUIPRinse2-1806-GW had potassium detected at 160ug/L and manganese at 0.43ug/L. The potassium result for samples FWGLL2mw-059c-1770-GF, FWGLL2mw-265c-1772-GF and FWGLL2mw-060c-1771-GFwere qualified, "B". No qualifications were required for the manganese contamination, as there were no detected manganese concentrations reported for the field samples < 5x contamination.

The equipment rinse, FWGEQUIPRinse2-1806-GW had sodium detected at 19ug/L and thallium detected at 0.25ug/L. The thallium results for FWGLL2mw-059c-1770-GF, FWGLL1mw-079c-1763-GF, FWGLL1mw-063c-1809-GF, FWGLL12mw-185c-1787-GF, FWGLL2mw-265c-1772-GF, FWGLL12mw-183c-1785-GF, FWGLL12mw-246c-1796-GF, FWGLL12mw-113c-1780-GF and FWGLL12mw-188c-1790-GF were qualified "B" as the detected concentrations were <5x the thallium contamination. No qualifications were required for sodium contamination, as there were no detected sodium concentrations reported for the field samples < 5x contamination.

1,3,5-trinitrobenzene was detected in FWGEQUIPRinse2-1806-GW at 0.043ug/LL. The 1,3,5-trinitrobenzene result for samples FWGLL1mw-063c-1809-GW and FWGLL1mw-079c-1763-GW were qualified, "B", as the detected results were <5x the 1,3,5-trinitrobenzene contamination detected in the equipment rinse.

Nitrate was detected in the field blank, FWGEQUIPRinse2-1806-GW at 0.08mg/L. The nitrate results for samples FWGLL12mw-183c-1785-GW, FWGLL12mw-246c-1796-GW and FWGLL12mw-DUP3-1801-GW were qualified, "B".

Sample Delivery Group 240-2499-1 (collected 8/3/11)

Method Blank Contamination

The method blank had potassium detected at 149ug/L. The potassium result for samples FWGEQUIPRinse3-1807-GW and FWGLL3mw-235c-1774-GF were qualified, "B".

The method blank had thallium detected at 0.25ug/L and sodium at 8.5ug/L. The sodium result for sample FWGEQUIPRinse3-1807-GW was qualified, "B". All thallium results with the exception of sample FWGLL3mw-235c-1774-GF, were qualified, "B".

Trip Blank Contamination

FWGTEAM1-Trip and FWGTEAM3-Trip had acetone detected at 1.1ug/L. The acetone results for samples FWGLL12mw-128c-1781-GW, FWGLL12mw-154c-1783-GW, FWGLL12mw-245c-1795-GW and FWGLL3mw-238c-1776-GW were qualified, "B".

Equipment Rinse Contamination

2-butanone was detected in FWGEQUIPRinse3-1807-GW at 1.5ug/L and acetone at 14ug/L. The acetone results for samples FWGLL12mw-128c-1781-GW, FWGLL12mw-154c-1783-GW, FWGLL12mw-245c-1795-GW and FWGLL3mw-238c-1776-GW were qualified, "B. The 2-butanone results for samples FWGLL12mw-245c-1795-GW and FWGLL12mw-DUP4-1802-GW were qualified, "B".

Benzyl alcohol was detected in FWGEQUIPRinse3-1807-GW at 0.87ug/L and bis(2-ethylhexyl)phthalate at 0.78ug/L. The benzyl alcohol result for sample FWGLL12mw-242c-1792-GW and the bis(2-ethylhexyl)phthalate results for samples FWGLL12mw-DUP4-1902-GW, FWGLL12mw-154c-1783-GW, FWGLL12mw-153c-1782-GW, FWGLL3mw-234c-1773-GW and FWGLL3mw-DUP2-1800-GW, FWGLL12mw-243c-1793-GW, FWGLL12mw-187c-1789-GW, FWGLL12mw-242c-1792-GW, FWGLL12mw-184c-1786-GW, FWGLL3mw-238c-1776-GW, FWGLL12mw-128c-1781-GW and FWGLL12mw-186c-1788-GW were qualified "B", as the sample result was <5x the equipment rinse contamination.

Alpha-BHC was detected in sample FWGEQUIPRinse3-1807-GW at 0.016ug/L. The alpha-BHC results for samples FWGLL12mw-154c-1783-GW, FWGLL12mw-243c-1793-GW and FWGLL3mw-234c-1773-GW were qualified, "B".

The equipment rinse, FWGEQUIPRinse3-1807-GW had arsenic detected at 3.8ug/L and potassium detected at 160ug/L. The potassium result for sample FWGLL3mw-235c-1774-GF and arsenic results for samples FWGLL3mw-235c-1774-GF, FWGLL12mw-245c-1795-GF, FWGLL12mw-DUP4-1802-GF, FWGLL12mw-243c-1793-GF, FWGLL12mw-186c-1788-GF, FWGLL12mw-184c-1786-GF, FWGLL12mw-154c-1783-GF, FWGLL12mw-153c-1782-GF and FWGLL12mw-088c-1788-GF were qualified, "B".

The equipment rinse, FWGEQUIPRinse3-1807-GW had sodium detected at 14ug/L and thallium detected at 0.28ug/L. All thallium results with the exception FWGLL3mw-235c-1774-GF were qualified, "B".
1,3,5-trinitrobenzene was detected in FWGEQUIPRinse3-1807-GW at 0.055ug/L, 1,3-dinitrobenzene at 0.060ug/L and nitrobenzene at 0.088ug/L. No qualifications were made as the detected 1,3,5-trinitrobenzene, 1,3-dinitrobenzene and nitrobenzene results were>5x contamination
Nitrate was detected in the field blank FWGEQUIPRinse3-1807-GW at 0.015mg/L. The nitrate results for samples FWGLL12mw-088c-1778-GW, FWGLL12mw-153c-1782-GW, FWGLL12mw-154c-1783-GW, FWGLL12mw-184c-1786-GW, FWGLL12mw-186c-1788-GW, FWGLL12mw-245c-1795-GW and FWGLL12mw-DUP4-1802-GW were qualified, "B".

Sample Delivery Group 240-2555-1 (collected 8/4/11)

Method Blank Contamination

The method blank from batch 240-12405 had potassium detected at 151ug/L, barium at 1.26ug/L, calcium at 259ug/L, magnesium at 89.5ug/L and manganese at 0.574ug/L. The manganese and potassium results for sample FWGEQUIPRinse4-1808-GW and the barium result for FWGLL3mw-236c-1775-GF were qualified, "B". No qualifications were made for the additional method blank contaminants as they weren't detected in the associated field samples <5x contamination.

The method blank from batch 240-12405 had sodium detected at 102ug/L and zinc at 19.7ug/L. The method blank from batch 240-13102 had zinc detected at 3.11ug/L. The sodium result for sample FWGEQUIPRinse4-1808-GW was qualified, "B". The zinc results for samples FWGLL12mw-189c-1791-GF and FWGLL3mw-241c-1777-GF were qualified "B" as the detected concentrations were <5x the zinc contamination.

Trip Blank Contamination

FWGTEAM2-Trip had acetone detected at 1.2ug/L No qualifications were made for trip blank contamination as there was no detected acetone in the associated field samples.

Equipment Rinse Contamination

2-butanone was detected in FWGEQUIPRinse4-1808-GW at 2.1ug/L and acetone at 11ug/L The acetone result for samples FWGLL12mw-189c-1791-GW, was qualified, "B," due to equipment rinse contamination.

Benzyl alcohol was detected in the rinse blank at 1.2ug/L; however no qualifications were made as there were detected benzyl alcohol concentrations in the field samples.

The equipment rinse, FWGEQUIPRinse4-1808-GW had sodium and aluminum detected at 27ug/L, antimony at 0.13ug/L and thallium detected at 1ug/L. The thallium results for samples FWGLL12mw-189c-1791-GF, FWGLL3mw-236c-1775-GF and FWGLL3mw-241c-1777-GF, the aluminum results for samples FWGLL3mw-236c-1775-GF and FWGLL3mw-241c-1777-GF and the antimony result for sample FWGLL12mw-189c-1791-GF were qualified "B" as the detected concentrations were <5x contamination.

No qualifications were required for sodium contamination, as there were no detected sodium concentrations reported for the field samples < 5x contamination.

1,3,5-trinitrobenzene was detected in FWGEQUIPRinse4-1808-GW at 0.062ug/Land 1,3-dinitrobenzene at 0.061ug/L. The 1,3,5-trinitrobenzene results for samples FWGLL12mw-189c-1791-GW and FWGLL3mw-236c-1775-GW and the 1,3-dinitrobenzene result for sample FWGLL3mw-236c-1775-GW were qualified, "B", as the detected results were <5x the contamination detected in the equipment rinse. Nitrate was detected in the field blank, FWGEQUIPRinse4-1808-GW at 0.014mg/L. The nitrate as N result for sample FWGLL12mw-189c-1791-GW was qualified, "B".

For a discussion of method blank contamination please reference the Data Verification Reports and the Laboratory Case Narrative.

Laboratory analyses were performed in analytical batches of ≤ 20 in order to maximize efficiency and group quality control requirements. Method blanks and laboratory control samples were analyzed at a frequency of 1:20 (5%) samples, or in each analytical batch whichever was greater. Sufficient volume was provided to the laboratory in order to assess matrix spike analysis on project samples at a frequency of 1:10 (10%) samples. Matrix spike/matrix spike duplicate analysis was performed by the laboratory as batch quality control at a frequency of 1:10 (10%).

Field quality control and laboratory quality control results were evaluated as part of the verification assessment provided in Appendix D. Project requirements were met for the frequency and quality of these samples.

Table 3-9 presents the percent, by analytical method, of data that was acceptable (based on data not rejected) for use. LCG requires a minimum five point calibration for pesticides. The calibration used to determine the toxaphene concentration for samples in SDG 240-2428-1 only used four points. The toxaphene results for samples FWGLL1mw-081c-1765-GW, FWGLL1mw-085c-1769-GW, FWGLL1mw-082c-1766-GW, FWGLL1mw-065c-1762-GW, FWGLL1mw-080c-1764-GW, FWGLL1mw-DUP1-1799-GW and FWGEQUIPRinse1-1805-GW were qualified as unusable, "R".

All qualified data has been discussed in the Data Verification Reports contained in Appendix D. All other data meet the requirements specified in the USACE Louisville Guidance Document and the QAPP associated with this site. All qualified data performed by the data validator is further discussed in the Data Verification Reports contained in Appendix D.

Table 3-9. Percent of Acceptable Data

Analytical Method	Total Number of Analytes	Number of Rejects	Percent Completeness
353.2 Modified	24	0	100
6010B	616	0	100
6020	352	0	100
6860	35	0	100
7470A	44	0	100
8081A	924	7	100
8082	189	0	100
8260B	2184	0	100
8270C	1806	0	100
8330	704	0	100
8330 Modified	44	0	100
WS-WC-0050	44	0	100
TOTAL	**6966**	**7**	**99.9**

SECTION 4

SUMMARY OF RESULTS

Explosive and Propellant Compounds

As shown in Table 3-2, the following explosives or propellants were detected at levels above the MCL or Region 9 PRGs during the July 2011 sampling:

- 2,4,6-Trinitotoluene at a concentration exceeding the Region 9 PRG of 2.2 μg/L at LL3mw-083 (4.9 μg/L J), LL1mw-084 (7.3) μg/L J), LL3mw-238 (95 μg/L J), and LL3mw-241 (3.4 μg/L).

- Nitrate/Nitrite at a concentration exceeding the MCL and Region 9 PRG of 1 μg/L at LL12mw-187 (1670 μg/L J).

- RDX at a concentration exceeding the Region 9 PRG of 0.61 μg/L at LL1mw-081 (1.6 μg/L J), LL1mw-084 (0.69 μg/L J), LL3mw-238 (4.8 μg/L J), and LL3mw-241 (1.5 μg/L).

Inorganic Elements

Several inorganic compounds were detected at levels exceeding the MCLs and/or Region 9 PRGs. These included manganese, aluminum, arsenic, and iron for wells from all areas sampled except Load Line 4 where there were no exceedances. These compounds were also detected at concentrations exceeding the Facility-Wide Background Criteria for many of the wells. Table 4-1 presents a summary of all inorganic compounds and the associated wells that had detections exceeding MCLs or Region 9 PRGs.

Volatile Organic Compounds

As shown in Table 3-5, the following VOCs were detected at levels above the MCLs or Region 9 PRGs during the January 2011 sampling event:

- Trichloroethene exceeding the Region 9 PRG of 0.028 μg/L at LL2mw-265 (0.22 μg/L J) and LL12mw-243 (0.17 μg/L J).

Semivolatile Organic Compounds

As shown in Table 3-6 no SVOCs were detected at levels exceeding either the MCLs or the Region 9 PRGs.

Pesticides and Polychlorinated Biphenyls (PCBs)

As shown in Table 3-7 the only pesticides detected at a levels exceeding either the MCL or the Region 9 PRG were

- alpha-BHC exceeding the Region 9 PRG of 0.011 µg/L at LL3mw-234 (0.018 µg/L J), LL12mw-243 (0.017 µg/L J B), and LL12mw-244 (0.031 µg/L J).

Hexavalent Chromium

The hexavalent chromium analytical results are summarized in Table 3-8. There were no detections for hexavalent chromium at any of the wells at a level above the reporting limit. The absence of hexavalent chromium detections infer that any total chromium detections are made up primarily of the more stable trivalent chromium which does not have the toxicity of hexavalent chromium. Note that even though the reporting limiting (RL) for hexavalent chromium (20 µg/L) is higher than the reporting limit for total chromium (5 µg/L) the method detection limit (MDL) for hexavalent chromium (2.0 µg/L) demonstrates the absence of anything above 2 µg/L which is below the total chromium RL.

Table 4-1. Inorganic Elements Detected at Concentrations Exceeding the MCLs or Region 9 PRGs

Area	Well Number	Compound or Element Detected	Jul-11 Level (ug/L)		MCL (ug/L)	Region 9 PRG (ug/L)	Facility-Wide Background Criteria (ug/L)
Load Line 12	LL12mw-088	Manganese	**420**		50	880	1,340
		Arsenic	**13**	**B**	10	0.045	0
		Iron	**3900**		300	11,000	1,430
	LL12mw-107	Arsenic	**14**		10	0.045	0
		Manganese	**280**		50	880	1,340
		Iron	**3100**		300	11,000	1,430
	Ll12mw-113	Aluminum	**21000**		200	36,000	0
		Arsenic	**45**		10	0.045	0
		Manganese	**2700**		50	880	1,340
		Iron	**58000**		300	11,000	1,430
	Ll12mw-128	Manganese	**200**		50	880	1,340
		Arsenic	**48**		10	0.045	0
		Iron	**5100**		300	11,000	1,430
	LL12mw-153	Arsenic	**18**	**B**	10	0.045	0
		Iron	**3400**		300	11,000	1,430
		Manganese	**190**		50	880	1,340
	LL12mw-154	Arsenic	**15**	**B**	10	0.045	0
		Iron	**1800**		300	11,000	1,430
		Manganese	**96**		50	880	1,340
	LL12mw-182	Arsenic	**28**		10	0.045	0
		Iron	**680**		300	11,000	1,430
		Manganese	**54**		50	880	1,340
	LL12mw-183	Arsenic	**45**		10	0.045	0
		Iron	**1600**		300	11,000	1,430
		Manganese	**68**		50	880	1,340
	LL12mw-184	Manganese	**470**		50	880	1,340
		Arsenic	**17**	**B**	10	0.045	0
		Iron	**2600**		300	11,000	1,430
	LL12mw-185	Manganese	**1600**		50	880	1,340
	LL12mw-186	Arsenic	**3.3**	**B**	10	0.045	0
		Manganese	**240**		50	880	1,340
	LL12mw-187	Manganese	**2100**		50	880	1,340
	Ll12mw-188	Arsenic	**4.1**	**J**	10	0.045	0
		Manganese	**440**		50	880	1,340
	LL12mw-189	Aluminum	**840**		200	36,000	0
		Arsenic	**14**	**J**	10	0.045	0
		Manganese	**280**		50	880	1,340
		Iron	**3000**		300	11,000	1,430
	LL12mw-242	Arsenic	**20**		10	0.045	0
		Manganese	**87**		50	880	1,340
		Iron	**710**		300	11,000	1,430
	LL12mw-243	Arsenic	**15**	**B**	10	0.045	0
		Manganese	**670**		50	880	1,340
		Iron	**1100**		300	11,000	1,430
	LL12mw-244	Aluminum	**220**		200	36,000	0
		Arsenic	**8.2**		10	0.045	0
		Manganese	**100**		50	880	1,340
		Iron	**470**		300	11,000	1,430
	LL12mw-245	Arsenic	**3.6**	**B**	10	0.045	0
	LL12mw-246	Arsenic	**34**		10	0.045	0
		Manganese	**66**		50	880	1,340
		Iron	**1800**		300	11,000	1,430

Table 4-1. Inorganic Elements Detected at Concentrations Exceeding the MCLs or Region 9 PRGs

Area	Well Number	Compound or Element Detected	Jul-11 Level (ug/L)		MCL (ug/L)	Region 9 PRG (ug/L)	Facility-Wide Background Criteria (ug/L)
Load line 1	LL1mw-063	Manganese	**170**		50	880	1,340
	LL1mw-065	Arsenic	**3.4**	**J**	10	0.045	0
		Manganese	**250**		50	880	1,340
	LL1mw-081	Arsenic	**3.2**	**J**	10	0.045	0
		Iron	**3100**		300	11000	1,430
		Manganese	**2000**		50	880	1,340
	LL1mw-082	Arsenic	**4.9**	**J**	10	0.045	0
		Iron	**5900**		300	11000	1,430
		Manganese	**1200**		50	880	1,340
	LL1mw-083	Aluminum	**940**		200	36,000	0
		Managanese	**520**		50	880	1,340
	LL1mw-084	Aluminum	**590**		200	36,000	0
		Manganese	**170**		50	880	1,340
	LL1mw-085	Arsenic	**4.8**	**J**	10	0.045	0
		Iron	**420**		300	11000	1,430
		Manganese	**840**		50	880	1,340
Load Line 2	LL2mw-059	Arsenic	**7.1**		10	0.045	0
		Iron	**4700**		300	11000	1,430
		Manganese	**2100**		50	880	1,340
	LL2mw-265	Manganese	**1300**		50	880	1,340
		Iron	**2300**		300	11,000	1,430
	LL2mw-234	Iron	**1500**		300	11,000	1,430
		Manganese	**1800**		50	880	1,340
	LL2mw-235	Arsenic	**3.3**	**B**	10	0.045	0
Load Line 3	LL3mw-236	Iron	**1200**		300	11,000	1,430
		Manganese	**970**	**J**	50	880	1,340

Notes:
J = estimated result. Results have been qualified "J" For more details refer to Data Verification/Validation Reports in Appendix D

SECTION 5

REFERENCES

Portage Environmental, 2004. *RVAAP Facility-Wide Groundwater Monitoring Program Plan*.

SAIC, 2001. *RVAAP Facility-Wide Sampling and Analysis Plan/Quality Assurance Project Plan.*

SAIC, 2001b, *Phase II Remedial Investigation report for the Winklepeck Burning Grounds at Ravenna Army Ammunition Plant, Ravenna, Ohio.*

SAIC/REIMS, 2005. *Table of Reported Construction Depths from REIMS Information.*

SpecPro, Inc., 2005a. *Facility-Wide Groundwater Monitoring Program Report on the April 2005 Sampling Event, Ravenna Training and Logistics Site / Ravenna Army Ammunition Plant, Ravenna, Ohio.*

SpecPro, Inc., 2005b: *Facility-Wide Groundwater Monitoring Program, Report on the July 2005 Sampling Event, Ravenna Training and Logistics Site/Ravenna Army Ammunition Plant, Ravenna, Ohio*

SpecPro, Inc. 2006a, *Facility-Wide Groundwater Monitoring Program, Annual Report for 2005, Ravenna Training and Logistics Site/Ravenna Army Ammunition Plant, Ravenna, Ohio*

SpecPro, Inc. 2006b, *Facility-Wide Groundwater Monitoring Program, Report on the March 2006 Sampling Event, Ravenna Army Ammunition Plant, Ravenna, Ohio*

SpecPro, Inc. 2006c, *Facility-Wide Groundwater Monitoring Program, Report on the May 2006 Sampling Event, Ravenna Army Ammunition Plant, Ravenna, Ohio*

SpecPro, Inc. 2006d, (Draft) *Facility-Wide Groundwater Monitoring Program, Annual Report for 2006, Ravenna Army Ammunition Plant, Ravenna, Ohio*

SpecPro, Inc. 2007a, *Facility-Wide Groundwater Monitoring Program, Report on the July 2006 Sampling Event, Ravenna Army Ammunition Plant, Ravenna, Ohio*

SpecPro, Inc. 2007b, *Facility-Wide Groundwater Monitoring Program, Report on the October 2006 Sampling Event, Ravenna Army Ammunition Plant, Ravenna, Ohio*

SpecPro, Inc. 2007c, *Facility- Wide Groundwater Monitoring Program, Report on the January 2006 Sampling Event, Ravenna Army Ammunition Plant, Ravenna, Ohio*.

Environmental Quality Management, Inc. 2007d, *Facility-Wide Groundwater Monitoring Program, Report on the April 2007 Sampling Event, Ravenna Army Ammunition Plant, Ravenna, Ohio*.

Environmental Quality Management, Inc. 2007e, *Facility-Wide Groundwater Monitoring Program, Report on the July 2007 Sampling Event, Ravenna Army Ammunition Plant, Ravenna, Ohio*.

Environmental Quality Management, Inc. 2007f, *Facility-Wide Groundwater Monitoring Program, Report on the October 2007 Sampling Event, Ravenna Army Ammunition Plant, Ravenna, Ohio*.

Environmental Quality Management, Inc. 2008a, *Facility-Wide Groundwater Monitoring Program, Report on the January 2008 Sampling Event, Ravenna Army Ammunition Plant, Ravenna, Ohio*.

Environmental Quality Management, Inc. 2008b, *Facility- Wide Groundwater Monitoring Program, Report on the April 2008 Sampling Event, Ravenna Army Ammunition Plant, Ravenna, Ohio*.

Environmental Quality Management, Inc. 2008c, *Facility- Wide Groundwater Monitoring Program, Report on the July 2008 Sampling Event, Ravenna Army Ammunition Plant, Ravenna, Ohio*.

Environmental Quality Management, Inc. 2008d, *Facility-Wide-Groundwater Monitoring Program, Report on the October 2008 Sampling Event, Ravenna Army Ammunition Plant, Ravenna, Ohio*.

Environmental Quality Management, Inc. 2009a, *Facility-Wide Groundwater Monitoring Program, Report on the January 2009 Sampling Event, Ravenna Army Ammunition Plant, Ravenna, Ohio*.

Environmental Quality Management, Inc. 2009b, *Facility-Wide Groundwater Monitoring Program, Report on the April 2009 Sampling Event, Ravenna Army Ammunition Plant, Ravenna, Ohio*.

Environmental Quality Management, Inc. 2009c, *Facility-Wide Groundwater Monitoring Program, Report on the July 2009 Sampling Event, Ravenna Army Ammunition Plant, Ravenna, Ohio*.

Environmental Quality Management, Inc. 2009c, *Facility-Wide Groundwater Monitoring Program, Report on the October 2009 Sampling Event, Ravenna Army Ammunition Plant, Ravenna, Ohio*.

Environmental Quality Management, Inc. 2010, *Facility-Wide Groundwater Monitoring Program, Report on the January 2010 Sampling Event, Ravenna Army Ammunition Plant, Ravenna, Ohio*.

Environmental Quality Management, Inc. 2010, *Facility-Wide Groundwater Monitoring Program, Report on the July 2010 Sampling Event, Ravenna Army Ammunition Plant, Ravenna, Ohio*.

Environmental Quality Management, Inc. 2010, *Facility-Wide Groundwater Monitoring Program, Report on the October 2010 Sampling Event, Ravenna Army Ammunition Plant, Ravenna, Ohio*.

Environmental Quality Management, Inc. 2011, *Facility-Wide Groundwater Monitoring Program, Report on the January 2011 Sampling Event, Ravenna Army Ammunition Plant, Ravenna, Ohio*.

Environmental Quality Management, Inc. 2011, *Facility-Wide Groundwater Monitoring Program, Report on the April 2011 Sampling Event, Ravenna Army Ammunition Plant, Ravenna, Ohio*.

APPENDIX A

CORRESPONDENCE DOCUMENTING THE CURRENT MONITORING WELL SCHEDULE

Subject: RE: Ravenna's July 2011 Groundwater Monitoring Event (FWGWMP) (UNCLASSIFIED)
From: "Nichter, Mark W LRL" <Mark.W.Nichter@usace.army.mil>
Date: Wed, 13 Jul 2011 13:35:36 -0400
To: "Mohr, Eileen" <eileen.mohr@epa.state.oh.us>, "Deppisch, Vicki" <Vicki.Deppisch@epa.state.oh.us>, John Miller <jmiller@eqm.com>
CC: "Patterson, Mark C Mr CIV USA OSA" <mark.c.patterson@us.army.mil>, "Esler, Christy L Ms ARMY GUEST USA OSA USA" <christy.esler@us.army.mil>, "Beckham, Glen LRL" <Glen.Beckham@usace.army.mil>, "Moore, Gregory F LRL" <Gregory.F.Moore@usace.army.mil>, "Krantz, Kathy J LRL" <Kathy.J.Krantz@usace.army.mil>, "Tait, Kathryn S Ms CIV NG OHARNG" <kathryn.s.tait@us.army.mil>, "McCambridge, Conni" <Conni.McCambridge@epa.state.oh.us>

Classification: UNCLASSIFIED
Caveats: NONE

John Miller - I have discussed the Table 4-2 list of wells and associated chemical analyses to be included in the July (now August) 2011 groundwater monitoring event with Vicki Deppisch. Vicki is aware of and in agreement with the revised list of analyses. However, the Ohio EPA and the USACE did discuss possible revisions to this table during the December 1-2, 2010 groundwater monitoring meeting, and we need to include these revisions in the upcoming monitoring event.

The first revision includes the addition of "hexavalent chromium" analysis. Please note that I have reviewed the historical groundwater database, and the screening process that we used for total chromium. The screening process is as follows: Chromium is first screened against a background value = 0.0073 mg/l, then the Federal MCL value = 0.1 mg/l, then the FWCUG value = 0.2139 mg/l, then the Federal RSLs value = 0.000043 mg/l. If the constituent concentrations exceeded the applicable screening criteria, then we considered the total chromium a Chemical of Potential Concern (COPC). The screening resulted in only 5 exceedances of the screening criteria for total chromium (from the entire database). The exceedances occurred in one background well, Load Line 1, Load Line 12, and the Atlas Scrap Yard. Since we are now planning to sample wells located in Load Lines 1 and 12 during this groundwater monitoring event, we need to include hexavalent chromium in the sampling analyses.

The second revision pertains to the "Dinitrotoluene (DNT) Isomers." DNT has been identified as a groundwater COPC at several AOCs at the Ravenna facility. This includes Load Lines 1, 2, 3, and 12. Ohio EPA has requested that a summary of DNT isomers be discussed in the text of the report associated with the upcoming monitoring event.

Please let me know if you will have a problem with performing the above or if you would like to discuss this in greater detail. Thanks - Mark

Mark W. Nichter, PG
Geologist
Environmental Compliance (CELRL-ED-E-C)
Louisville District

U.S. Army Corps of Engineers
(502) 315-6375 (Office)
(502) 418-8449 (Mobile)
600 Dr. Martin Luther King Jr. Place
Louisville, KY 40202-2232
mark.w.nichter@usace.army.mil

Comments on our Environmental Services are invited:
http://ice.disa.mil/index.cfm?fa=card&site_id=915&service_provider_id=115446

-----Original Message-----
From: Mohr, Eileen [mailto:eileen.mohr@epa.state.oh.us]
Sent: Wednesday, July 13, 2011 9:32 AM
To: Deppisch, Vicki; John Miller
Cc: Nichter, Mark W LRL; Patterson, Mark C Mr CIV USA OSA; Esler, Christy L Ms ARMY GUEST USA OSA USA; Beckham, Glen LRL; Moore, Gregory F LRL; Krantz, Kathy J LRL; Tait, Kathryn S Ms CIV NG OHARNG; McCambridge, Conni
Subject: RE: Ravenna's July 2011 Groundwater Monitoring Event (FWGWMP) (UNCLASSIFIED)

Thanks everyone!

From: Deppisch, Vicki
Sent: Wednesday, July 13, 2011 8:03 AM
To: John Miller
Cc: Nichter, Mark W LRL; Mohr, Eileen; Patterson, Mark C Mr CIV USA OSA; Esler, Christy L Ms ARMY GUEST USA OSA USA; Beckham, Glen LRL; Moore, Gregory F LRL; Krantz, Kathy J LRL; Tait, Kathryn S Ms CIV NG OHARNG; McCambridge, Conni; Deppisch, Vicki
Subject: RE: Ravenna's July 2011 Groundwater Monitoring Event (FWGWMP) (UNCLASSIFIED)

August 1 is fine with me. Thanks for getting this together so quickly.
vicki

-----Original Message-----
From: John Miller [mailto:jmiller@eqm.com]
Sent: Wednesday, July 13, 2011 7:58 AM
To: Deppisch, Vicki
Cc: Nichter, Mark W LRL; Mohr, Eileen; Patterson, Mark C Mr CIV USA OSA; Esler, Christy L Ms ARMY GUEST USA OSA USA; Beckham, Glen LRL; Moore, Gregory F LRL; Krantz, Kathy J LRL; Tait, Kathryn S Ms CIV NG OHARNG; McCambridge, Conni
Subject: Re: Ravenna's July 2011 Groundwater Monitoring Event (FWGWMP) (UNCLASSIFIED)

Vicki/Mark: EQM will proceed with making arrangements for sampling the referenced wells for the analytes specified in Table 4-2. Given the time frame I would like to request that the "July" event be conducted the week of August 1. It generally takes us at least one week to order and receive supplies, and another week to label and assemble bottles and sample kits. Additionally I have some personnel conflicts the week of July 25. If delaying the event until August 1-4 is unacceptable I will make the sampling happen the week of July 25, but I thought I would make the request.
Thanks, John

On 7/13/2011 7:40 AM, Deppisch, Vicki wrote:
> Mark
> No apology is necessary; I know your busy. Sampling the wells proposed in

Table 4-2 is acceptable to Ohio EPA, please have EQM proceed with the July 2011 sampling event. Thanks
vic

-----Original Message-----
From: Nichter, Mark W LRL [mailto:Mark.W.Nichter@usace.army.mil]
Sent: Tuesday, July 12, 2011 6:20 PM
To: Deppisch, Vicki
Cc: Mohr, Eileen; Patterson, Mark C Mr CIV USA OSA; Esler, Christy L Ms ARMY GUEST USA OSA USA; Beckham, Glen LRL; Moore, Gregory F LRL; Krantz, Kathy J LRL; Tait, Kathryn S Ms CIV NG OHARNG; John Miller
Subject: Ravenna's July 2011 Groundwater Monitoring Event (FWGWMP) (UNCLASSIFIED)

Classification: UNCLASSIFIED
Caveats: NONE

Vicki - My apologies for not bringing this to your attention earlier. The USACE does not currently have a clear path forward for conducting Ravenna's July 2011 quarterly groundwater monitoring event.

If you recall, the USACE provided a groundwater presentation at the Ravenna facility on December 1-2, 2010. The purpose of the meeting was to present an up-to-date characterization of the groundwater quality at the facility, and to present proposed addendums (or changes) to the approved 2004 FWGWMP Plan. Table 4-2 of the draft "2010 Addendum to the FWGWMP Plan" included a proposed monitoring well network (see attached) for continued groundwater sampling at the facility. The revised monitoring well network focuses on those wells that have the highest reported concentrations of COPCs. These areas are anticipated to have the highest potential for groundwater impact. Table 4-2 also includes other existing wells located in close proximity or down-gradient of the high concentration wells. Table 4-2 was proposed for future groundwater monitoring events, and implements the proposed sampling frequency, changes in the parameters to be analyzed, and the wells to be included or excluded from the monitoring well schedule.

The proposed changes to the FWGWMP were not formally accepted or approved by the Ohio EPA during the December 2010 meeting. Open discussions during the meeting revealed that this was the right time to abandon the AOC approach, and to adopt a facility-wide approach to monitoring groundwater (RVAAP-66) at the Ravenna facility.

Given our current situation with the July 2011 monitoring event, The USACE would like to propose two (2) options for the Ohio EPA's consideration. The first option is to instruct EQM (our current groundwater monitoring
Contractor) to proceed with the July 2011 groundwater monitoring event using the attached Table 4-2 proposed monitoring well network. The second option is to by-pass the July 2011 groundwater monitoring event, and then implement our next scheduled monitoring event, which will occur in October 2011. The October monitoring event should allow sufficient time for the development of a facility-wide approach to groundwater monitoring. Your questions and comments please - Mark

Mark W. Nichter, PG
Geologist
Environmental Compliance (CELRL-ED-E-C) Louisville District U.S. Army Corps of Engineers
(502) 315-6375 (Office)

(502) 418-8449 (Mobile)
600 Dr. Martin Luther King Jr. Place
Louisville, KY 40202-2232
mark.w.nichter@usace.army.mil

Comments on our Environmental Services are invited:
http://ice.disa.mil/index.cfm?fa=card&site_id=915&service_provider_id=115446

Classification: UNCLASSIFIED
Caveats: NONE

--

John Miller
Environmental Quality Management, Inc.
1800 Carillon Boulevard
Cincinnati, Ohio 45240
513-825-7500 voice
513-825-7495 fax

The information contained in this electronic message is intended only for the use of the individual or entity to which it is address and may contain information that is privileged, confidential and exempt from disclosure under applicable law. If the reader of this message is not the intended recipient, you are informed that any dissemination, copying or disclosure of the material contained herein, to include any attachments, in whole or in part, is strictly prohibited. If you have received this transmission in error, please notify the sender and purge this message.

Classification: UNCLASSIFIED
Caveats: NONE

APPENDIX B

LIST OF WELLS SAMPLED AND ANALYTES DURING THE JULY 2011 EVENT

July 2011 Well Sampling Locations

Well #	Location
LL1mw-063	Load Line 1
LL1mw-065	Load Line 1
LL1mw-079	Load Line 1
LL1mw-080	Load Line 1
LL1mw-081	Load Line 1
LL1mw-082	Load Line 1
LL1mw-083	Load Line 1
LL1mw-084	Load Line 1
LL1mw-085	Load Line 1
LL2mw-059	Load Line 2
LL2mw-060	Load Line 2
LL2mw-265	Load Line 2
LL3mw-234	Load Line 3
LL3mw-235	Load Line 3
LL3mw-236	Load Line 3
LL3mw-238	Load Line 3
LL3mw-241	Load Line 3
LL12mw-088	Load Line 12
LL12mw-107	Load Line 12
LL12mw-113	Load Line 12
LL12mw-128	Load Line 12
LL12mw-153	Load Line 12
LL12mw-154	Load Line 12
LL12mw-182	Load Line 12
LL12mw-183	Load Line 12
LL12mw-184	Load Line 12
LL12mw-185	Load Line 12
LL12mw-186	Load Line 12
LL12mw-187	Load Line 12
LL12mw-188	Load Line 12
LL12mw-189	Load Line 12
LL12mw-242	Load Line 12
LL12mw-243	Load Line 12
LL12mw-244	Load Line 12
LL12mw-245	Load Line 12
LL12mw-246	Load Line 12

Table 4-2: Proposed Monitoring Well Network
Ravenna Army Ammunition Plant
Ravenna, Ohio

RVAAP Area	Location / Well ID	Monitored Zone	Proposed Sample Frequency	Proposed Quarterly Sampling Events				Proposed Analytical Parameters												Rationale For / Against Selection
				Summer 2011	Fall 2011	Winter 2012	Spring 2012	VOCs	SVOCs			Metals	Explosives	Pesticides	PCBs	Hexavalent Chromium	Nitrate	TPH-Diesel	Thiodiglycol (TDG)	
									Nitroaromatics / Phalates	Phenols	PAHs									
Background	BKGmw-004	Unconsolidated	None																	No additional monitoring of the background wells is currently planned at this time.
	BKGmw-005	Unconsolidated	None																	
	BKGmw-006	Sharon	None																	
	BKGmw-008	Sharon	None																	
	BKGmw-010	Sharon	None																	
	BKGmw-012	Sharon	None																	
	BKGmw-013	Unconsolidated	None																	
	BKGmw-015	Sharon	None																	
	BKGmw-016	Unconsolidated	None																	
	BKGmw-017	Unconsolidated	None																	
	BKGmw-018	Sharon	None																	
	BKGmw-019	Unconsolidated	None																	
	BKGmw-020	Unconsolidated	None																	
	BKGmw-021	Unconsolidated	None																	
Load Line 1	LL1mw-063	Sharon	Annually	1				1	1			1	1	1		X				VOCs, phthalates (SVOCs), pesticides, explosives identified as COPCs in this well.
	LL1mw-064	Unconsolidated	Annually																	VOCs, phthalates (SVOCs), metals identified as COPCs in this well
	LL1mw-065	Unconsolidated	Annually	1				1	1			1	1	1		X				VOCs, phthalates (SVOCs), metals identified as COPCs in this well. High concentrations of metals.
	LL1mw-067	Sharon	Annually																	Metals identified as COPCs in this well
	LL1mw-078	Sharon	Annually																	Phthalates (SVOCs), pesticides, metals, explosives identified as COPCs in this well
	LL1mw-079	Sharon	Annually	1				1	1			1	1	1		X				VOCs, phthalates (SVOCs), metals, explosives identified as COPCs in this well
	LL1mw-080	Sharon	Annually	1				1	1			1	1	1		X				Phthalates (SVOCs), pesticides, metals, explosives identified as COPCs in this well. High concentration of metals, explosives.
	LL1mw-081	Sharon	Annually	1				1	1			1	1	1		X				Metals, explosives identified as COPCs in this well
	LL1mw-082	Sharon	Annually	1				1	1			1	1	1		X				Metals identified as COPCs in this well
	LL1mw-083	Sharon	Annually	1				1	1			1	1	1		X				Nitroaromatics/phthalates (SVOCs), pesticides, metals, explosives identified as COPCs in this well. High concentration of metals, explosives, pesticides.
	LL1mw-084	Sharon	Annually	1				1	1			1	1	1		X				Nitroaromatics (SVOCs), metals, explosives identified as COPCs in this well. High concentrations of explosives.
	LL1mw-085	Sharon	Annually	1				1	1			1	1	1		X				VOCs, metals identified as COPCs in this well.

Table 4-2: Proposed Monitoring Well Network
Ravenna Army Ammunition Plant
Ravenna, Ohio

RVAAP Area	Location / Well ID	Monitored Zone	Proposed Sample Frequency	Proposed Quarterly Sampling Events				Proposed Analytical Parameters											Rationale For / Against Selection
									SVOCs										
				Summer 2011	Fall 2011	Winter 2012	Spring 2012	VOCs	Nitroaromatics / Phalates	Phenols	PAHs	Metals	Explosives	Pesticides	PCBs	Hexavalent Chromium	Nitrate	TPH-Diesel	Thiodiglycol (TDG)	
Load Line 2	LL2mw-059	Sharon	Annually	1				1	1	1		1	1	1	1					Nitroaromatics/phthalates (SVOCs), pesticides, PCBs, metals, explosives identified as COPCs in this well. High concentration of PCBs.
	LL2mw-060	Sharon	Annually	1				1	1	1		1	1	1	1					VOCs, phthalates (SVOCs), pesticides, metals, explosives identified as COPCs in this well. Down-gradient well.
	LL2mw-261	Sharon	Annually																	VOCs, phthalates (SVOCs), metals identified as COPCs in this well. Well has high concentrations of metals.
	LL2mw-262	Sharon	Annually																	Phthalates (SVOCs), pesticides, metals identified as COPCs in this well
	LL2mw-263	Sharon	Annually																	Phthalates (SVOCs), metals, explosives identified as COPCs in this well
	LL2mw-264	Sharon	Annually																	VOCs, phthalates (SVOCs), metals identified as COPCs in this well.
	LL2mw-265	Sharon	Annually	1				1	1	1		1	1	1	1					VOCs, phthalates (SVOCs), PCBs, metals identified as COPCs in this well. High concentrations of PCBs, metals.
	LL2mw-266	Sharon	Annually																	VOCs, metals identified as COPCs in this well.
	LL2mw-267	Sharon	Annually																	Metals, explosives identified as COPCs in this well
	LL2mw-268	Sharon	Annually																	VOCs, phthalates (SVOCs), metals identified as COPCs in this well.
	LL2mw-269	Sharon	Annually																	Phthalates, phenols (SVOCs), metals identified as COPCs in this well.
	LL2mw-270	Sharon	Annually																	VOCs, metals identified as COPCs in this well.
Load Line 3	LL3mw-232	Sharon	Annually																	VOCs, phthalates (SVOCs), metals identified as COPCs in this well.
	LL3mw-233	Sharon	Annually																	VOCs, phthalates (SVOCs), metals identified as COPCs in this well.
	LL3mw-234	Sharon	Annually	1				1	1			1	1	1						VOCs, phthalates (SVOCs), metals, explosives identified as COPCs in this well. High concentration of metals.
	LL3mw-235	Sharon	Annually	1				1	1			1	1	1						Phthalates (SVOCs), metals identified as COPCs in this well
	LL3mw-236	Sharon	Annually	1				1	1			1	1	1						Metals identified as COPCs in this well
	LL3mw-237	Sharon	Annually																	VOCs, phthalates (SVOCs), pesticides, metals, explosives identified as COPCs in this well.
	LL3mw-238	Sharon	Annually	1				1	1			1	1	1						Nitroaromatics/phthalates (SVOCs), pesticides, metals, explosives identified as COPCs in this well. High concentration of explosives, pesticides.

Table 4-2: Proposed Monitoring Well Network
Ravenna Army Ammunition Plant
Ravenna, Ohio

RVAAP Area	Location / Well ID	Monitored Zone	Proposed Sample Frequency	Proposed Quarterly Sampling Events				Proposed Analytical Parameters												Rationale For / Against Selection
				Summer 2011	Fall 2011	Winter 2012	Spring 2012	VOCs	SVOCs			Metals	Explosives	Pesticides	PCBs	Hexavalent Chromium	Nitrate	TPH-Diesel	Thiodiglycol (TDG)	
									Nitroaromatics / Phalates	Phenols	PAHs									
	LL3mw-239	Sharon	Annually																	VOCs, pesticides, metals identified as COPCs in this well.
	LL3mw-240	Sharon	Annually																	VOCs, phthalates (SVOCs), metals identified as COPCs in this well.
	LL3mw-241	Sharon	Annually	1				1	1			1	1	1						VOCs, phthalates (SVOCs), metals, explosives identified as COPCs in this well. Down-gradient well.
	LL3mw-242	Sharon	Annually																	Phthalates (SVOCs), metals identified as COPCs in this well
	LL3mw-243	Sharon	Annually																	VOCs, phthalates (SVOCs), metals identified as COPCs in this well.
Load Line 4	LL4mw-193	Unconsolidated	Annually			1		1	1			1	1	1						VOCs, phthalates (SVOCs), metals identified as COPCs in this well. High concentrations of metals.
	LL4mw-194	Unconsolidated	Annually			1		1	1			1	1	1						VOCs, phthalates (SVOCs), metals identified as COPCs in this well.
	LL4mw-195	Unconsolidated	Annually																	VOCs, phthalates (SVOCs), metals identified as COPCs in this well.
	LL4mw-196	Unconsolidated	Annually																	Metals identified as COPCs in this well
	LL4mw-197	Unconsolidated	Annually																	Metals identified as COPCs in this well
	LL4mw-198	Unconsolidated	Annually																	Pesticides , metals, explosives identified as COPCs in this well
	LL4mw-199	Unconsolidated	Annually			1		1	1			1	1	1						Phthalates (SVOCs), metals identified as COPCs in this well. Down-gradient well.
	LL4mw-200	Unconsolidated	Annually			1		1	1			1	1	1						VOCs, phthalates (SVOCs), metals identified as COPCs in this well. Down-gradient well.
Load Line 5	LL5mw-001	Homewood	Annually			1			1			1			1					Phthalates (SVOCs), PCBs, metals identified as COPCs in this well. High concentrations of PCBs.
	LL5mw-002	Homewood	Annually																	Phthalates (SVOCs), metals identified as COPCs in this well
	LL5mw-003	Unconsolidated	Annually																	Phthalates (SVOCs), metals identified as COPCs in this well
	LL5mw-004	Homewood	Annually																	Phthalates (SVOCs), metals identified as COPCs in this well
	LL5mw-005	Homewood	Annually																	Phthalates (SVOCs), metals identified as COPCs in this well
	LL5mw-006	Homewood	Annually			1			1			1			1					Phthalates (SVOCs), metals identified as COPCs in this well

Table 4-2: Proposed Monitoring Well Network
Ravenna Army Ammunition Plant
Ravenna, Ohio

RVAAP Area	Location / Well ID	Monitored Zone	Proposed Sample Frequency	Proposed Quarterly Sampling Events				Proposed Analytical Parameters												Rationale For / Against Selection
									SVOCs											
				Summer 2011	Fall 2011	Winter 2012	Spring 2012	VOCs	Nitroaromatics / Phalates	Phenols	PAHs	Metals	Explosives	Pesticides	PCBs	Hexavalent Chromium	Nitrate	TPH-Diesel	Thiodiglycol (TDG)	
Load Line 6	LL6mw-001	Unconsolidated	Annually																	Phthalates (SVOCs), metals identified as COPCs in this well
	LL6mw-002	Unconsolidated	Annually		1				1		1	1								Phthalates (SVOCs), metals identified as COPCs in this well. High concentration of metals.
	LL6mw-003	Homewood	Annually																	Phthalates (SVOCs), metals identified as COPCs in this well
	LL6mw-004	Homewood	Annually																	Phthalates (SVOCs), metals identified as COPCs in this well
	LL6mw-005	Homewood	Annually		1				1		1	1								Nitroaromatics-Phthalates (SVOCs), metals identified as COPCs in this well. Well has high concentrations of metals.
	LL6mw-006	Unconsolidated	Annually																	Phthalates (SVOCs), metals identified as COPCs in this well
	LL6mw-007	Homewood	Annually		1				1		1	1								Phthalates (SVOCs), metals identified as COPCs in this well. Down-gradient to side-gradient well.
Load Line 7	LL7mw-001	Homewood	Annually																	VOCs, phthalates (SVOCs), metals identified as COPCs in this well.
	LL7mw-002	Homewood	Annually																	Phthalates (SVOCs), metals identified as COPCs in this well
	LL7mw-003	Homewood	Annually																	Phthalates (SVOCs), metals, explosives identified as COPCs in this well
	LL7mw-004	Homewood	Annually																	Phthalates (SVOCs), metals identified as COPCs in this well
	LL7mw-005	Homewood	Annually																	Phthalates (SVOCs), metals identified as COPCs in this well
	LL7mw-006	Homewood	Annually																	Phthalates (SVOCs), metals, explosives identified as COPCs in this well
Load Line 8	LL8mw-001	Unconsolidated	Annually																	Phthalates (SVOCs), metals identified as COPCs in this well
	LL8mw-002	Unconsolidated	Annually																	Phthalates (SVOCs), metals identified as COPCs in this well
	LL8mw-003	Unconsolidated	Annually																	Phthalates (SVOCs), metals identified as COPCs in this well
	LL8mw-004	Unconsolidated	Annually																	Phthalates (SVOCs), metals identified as COPCs in this well
	LL8mw-005	Homewood	Annually																	Phthalates (SVOCs), metals identified as COPCs in this well
	LL8mw-006	Homewood	Annually																	Phthalates (SVOCs), metals identified as COPCs in this well

Table 4-2: Proposed Monitoring Well Network
Ravenna Army Ammunition Plant
Ravenna, Ohio

RVAAP Area	Location / Well ID	Monitored Zone	Proposed Sample Frequency	Proposed Quarterly Sampling Events				Proposed Analytical Parameters											Rationale For / Against Selection
									SVOCs										
				Summer 2011	Fall 2011	Winter 2012	Spring 2012	VOCs	Nitroaromatics / Phalates	Phenols	PAHs	Metals	Explosives	Pesticides	PCBs	Hexavalent Chromium	Nitrate	TPH-Diesel	Thiodiglycol (TDG)	
Load Line 9	LL9mw-001	Homewood	Annually																Phthalates (SVOCs), metals identified as COPCs in this well
	LL9mw-002	Homewood	Annually																Phthalates-PAHs (SVOCs), metals identified as COPCs in this well
	LL9mw-003	Homewood	Annually																Phthalates (SVOCs), metals identified as COPCs in this well
	LL9mw-004	Homewood	Annually																Phthalates-PAHs (SVOCs), metals identified as COPCs in this well
	LL9mw-005	Homewood	Annually																Phthalates (SVOCs), metals identified as COPCs in this well
	LL9mw-006	Homewood	Annually																Phthalates (SVOCs) pesticides, metals identified as COPCs in this well
	LL9mw-007	Homewood	Annually																Phthalates (SVOCs), metals identified as COPCs in this well
Load Line 10	LL10mw-001	Homewood	Annually																VOCs, phthalates (SVOCs), metals, explosives identified as COPCs in this well.
	LL10mw-002	Homewood	Annually																Phthalates (SVOCs), metals identified as COPCs in this well
	LL10mw-003	Homewood	Annually																VOCs, phthalates (SVOCs), metals identified as COPCs in this well.
	LL10mw-004	Homewood	Annually																Phthalates-PAHs (SVOCs), metals, TPH-Diesel identified as COPCs in this well
	LL10mw-005	Homewood	Annually																Phthalates (SVOCs), metals identified as COPCs in this well
	LL10mw-006	Unconsolidated	Annually																Phthalates (SVOCs), metals identified as COPCs in this well
Load Line 11	LL11mw-001	Unconsolidated	Annually			1		1	1			1	1	1					Phthalates (SVOCs), metals identified as COPCs in this well. High concentrations of SVOCs.
	LL11mw-002	Unconsolidated	Annually																Phthalates (SVOCs), pesticides, metals identified as COPCs in this well
	LL11mw-003	Unconsolidated	Annually			1		1	1			1	1	1					Phthalates (SVOCs), metals identified as COPCs in this well. Down-gradient well.
	LL11mw-004	Unconsolidated	Annually			1		1	1			1	1	1					Phthalates (SVOCs), metals, explosives identified as COPCs in this well. Down-gradient well.
	LL11mw-005	Unconsolidated	Annually																Phthalates (SVOCs), metals identified as COPCs in this well
	LL11mw-006	Unconsolidated	Annually			1		1	1			1	1	1					Phthalates (SVOCs), metals identified as COPCs in this well. Down-gradient well.
	LL11mw-007	Unconsolidated	Annually			1		1	1			1	1	1					Phthalates (SVOCs), metals identified as COPCs in this well. High concentration of metals.
	LL11mw-008	Unconsolidated	Annually			1		1	1			1	1	1					VOCs, phthalates (SVOCs), metals identified as COPCs in this well. Down-gradient well.
	LL11mw-009	Unconsolidated	Annually			1		1	1			1	1	1					VOCs, phthalates (SVOCs), metals identified as COPCs in this well. Down-gradient well.
	LL11mw-010	Unconsolidated	Annually																Phthalates (SVOCs), metals identified as COPCs in this well

Table 4-2: Proposed Monitoring Well Network
Ravenna Army Ammunition Plant
Ravenna, Ohio

RVAAP Area	Location / Well ID	Monitored Zone	Proposed Sample Frequency	Proposed Quarterly Sampling Events				Proposed Analytical Parameters											Rationale For / Against Selection
									SVOCs										
				Summer 2011	Fall 2011	Winter 2012	Spring 2012	VOCs	Nitroaromatics / Phalates	Phenols	PAHs	Metals	Explosives	Pesticides	PCBs	Hexavalent Chromium	Nitrate	TPH-Diesel	Thiodiglycol (TDG)	
Load Line 12	LL12mw-088	Unconsolidated	Annually	1				1	1	1	1	1	1	1	1	X	1			VOCs, phthalates-phenols (SVOCs), metals, explosives identified as COPCs in this well. High concentrations of explosives.
	LL12mw-107	Unconsolidated	Annually	1				1	1	1	1	1	1	1	1	X	1			Phthalates (SVOCs), metals identified as COPCs in this well. Well has high concentration of metals.
	LL12mw-113	Sharon Shale	Annually	1				1	1	1	1	1	1	1	1	X	1			VOCs, phthalates (SVOCs), metals, explosives, nitrate identified as COPCs in this well. Well has high concentration of metals, nitrate, explosives.
	LL12mw-128	Unconsolidated	Annually	1				1	1	1	1	1	1	1	1	X	1			VOCs, phthalates (SVOCs), metals, explosives identified as COPCs in this well.
	LL12mw-153	Unconsolidated	Annually	1				1	1	1	1	1	1	1	1	X	1			Phthalates-PAHs (SVOCs), pesticides, metals, explosives identified as COPCs in this well. High concentrations of explosives.
	LL12mw-154	Unconsolidated	Annually	1				1	1	1	1	1	1	1	1	X	1			VOCs, phthalates (SVOCs), metals, explosives identified as COPCs in this well. High concentration of metals, explosives.
	LL12mw-182	Unconsolidated	Annually	1				1	1	1	1	1	1	1	1	X	1			Phthalates (SVOCs), pesticides, metals identified as COPCs in this well. High concentratioo of metals.
	LL12mw-183	Sharon Shale	Annually	1				1	1	1	1	1	1	1	1	X	1			VOCs, phthalates-PAHs (SVOCs), pesticides, metals identified as COPCs in this well. High concentrations of pesticides, metals.
	LL12mw-184	Unconsolidated	Annually	1				1	1	1	1	1	1	1	1	X	1			VOCs, phthalates (SVOCs), metals, explosives identified as COPCs in this well. Well has high concentrations of metals, explosives.
	LL12mw-185	Unconsolidated	Annually	1				1	1	1	1	1	1	1	1	X	1			VOCs, phthalates (SVOCs), metals, explosives, nitrate identified as COPCs in this well. Well has high concentrations of nitrate, explosives.
	LL12mw-186	Sharon Shale	Annually	1				1	1	1	1	1	1	1	1	X	1			VOCs, phthalates-PAHs (SVOCs), pesticides, metals, explosives identified as COPCs in this well. High concentrations of Pesticides, metals.

Table 4-2: Proposed Monitoring Well Network
Ravenna Army Ammunition Plant
Ravenna, Ohio

RVAAP Area	Location / Well ID	Monitored Zone	Proposed Sample Frequency	Proposed Quarterly Sampling Events				Proposed Analytical Parameters											Rationale For / Against Selection
									SVOCs										
				Summer 2011	Fall 2011	Winter 2012	Spring 2012	VOCs	Nitroaromatics / Phalates	Phenols	PAHs	Metals	Explosives	Pesticides	PCBs	Hexavalent Chromium	Nitrate	TPH-Diesel	Thiodiglycol (TDG)	
	LL12mw-187	Unconsolidated	Annually	1				1	1	1	1	1	1	1	1	X	1			VOCs, phthalates (SVOCs), metals, explosives, nitrate identified as COPCs in this well. Well has high concentrations of nitrate, explosives.
	LL12mw-188	Unconsolidated	Annually	1				1	1	1	1	1	1	1	1	X	1			VOCs, phthalates (SVOCs), PCBs, metals, explosives identified as COPCs in this well. High concentrations of PCBs, explosives
	LL12mw-189	Sharon Shale	Annually	1				1	1	1	1	1	1	1	1	X	1			Phthalates (SVOCs), metals, explosives identified as COPCs in this well. High concentrations of explosives.
	LL12mw-242	Unconsolidated	Annually	1				1	1	1	1	1	1	1	1	X	1			VOCs, phthalates (SVOCs), metals identified as COPCs in this well.
	LL12mw-243	Unconsolidated	Annually	1				1	1	1	1	1	1	1	1	X	1			VOCs, phthalates (SVOCs), metals, explosives identified as COPCs in this well.
	LL12mw-244	Unconsolidated	Annually	1				1	1	1	1	1	1	1	1	X	1			VOCs, phthalates (SVOCs), metals identified as COPCs in this well. High concentrations of metals.
	LL12mw-245	Unconsolidated	Annually	1				1	1	1	1	1	1	1	1	X	1			VOCs, phthalates (SVOCs), metals identified as COPCs in this well.
	LL12mw-246	Unconsolidated	Annually	1				1	1	1	1	1	1	1	1	X	1			VOCs, phthalates (SVOCs), metals identified as COPCs in this well. Well has high concentrations of metals.

Table 4-2: Proposed Monitoring Well Network
Ravenna Army Ammunition Plant
Ravenna, Ohio

RVAAP Area	Location / Well ID	Monitored Zone	Proposed Sample Frequency	Proposed Quarterly Sampling Events				Proposed Analytical Parameters											Rationale For / Against Selection
									SVOCs										
				Summer 2011	Fall 2011	Winter 2012	Spring 2012	VOCs	Nitroaromatics / Phalates	Phenols	PAHs	Metals	Explosives	Pesticides	PCBs	Hexavalent Chromium	Nitrate	TPH-Diesel	Thiodiglycol (TDG)	
Atlas Scrap Yard	ASYmw-001	Sharon	Annually																Phthalates (SVOCs), hexavalent chromium identified as COPCs in this well
	ASYmw-002	Sharon	Annually																Phthalates (SVOCs), hexavalent chromium identified as COPCs in this well
	ASYmw-003	Sharon	Annually																Phthalates (SVOCs), hexavalent chromium identified as COPCs in this well
	ASYmw-004	Sharon	Annually																Phthalates (SVOCs) identified as COPCs in this well
	ASYmw-005	Sharon	Annually																Phthalates (SVOCs), hexavalent chromium identified as COPCs in this well
	ASYmw-006	Sharon	Annually			1			1			1				1				Phthalates (SVOCs), metals identified as COPCs in this well. High concentration of metals.
	ASYmw-007	Unconsolidated	Annually			1			1			1				1				Phthalates (SVOCs) identified as COPCs in this well
	ASYmw-008	Unconsolidated	Annually			1			1			1				1				Phthalates (SVOCs), hexavalent chromium identified as COPCs in this well. High concentration of metals.
	ASYmw-009	Sharon	Annually			1			1			1				1				Phthalates (SVOCs) identified as COPCs in this well
	ASYmw-010	Unconsolidated	Annually			1			1			1				1				Phthalates (SVOCs) identified as COPCs in this well. Well has high concentrations of metals.
Building 1200	B12mw-010	Sharon	Annually				1		1		1	1								Phthalates-PAHs (SVOCs), metals identified as COPCs in this well
	B12mw-011	Sharon	Annually				1		1		1	1								Phthalates-PAHs (SVOCs), metals identified as COPCs in this well
	B12mw-012	Sharon	Annually				1		1		1	1								Phthalates (SVOCs), metals identified as COPCs in this well. Well has high concentration of metals.
C-Block Quarry	CBLmw-001	Homewood	Annually			1			1		1				1	1				Phthalates, PAHs (VOCs), hexavalent chromium identified as COPCs in this well
	CBLmw-002	Homewood	Annually			1			1		1				1	1				Phthalates, PAHs (VOCs), hexavalent chromium identified as COPCs in this well. High concentrations of SVOCs.
	CBLmw-003	Homewood	Annually			1			1		1				1	1				Phthalates (SVOCs), hexavalent chromium identified as COPCs in this well
	CBLmw-004	Homewood	Annually			1			1		1				1	1				Phthalates (SVOCs), PCBs identified as COPCs in this well. High concentrations of PCBs.

Table 4-2: Proposed Monitoring Well Network
Ravenna Army Ammunition Plant
Ravenna, Ohio

RVAAP Area	Location / Well ID	Monitored Zone	Proposed Sample Frequency	Proposed Quarterly Sampling Events				Proposed Analytical Parameters												Rationale For / Against Selection
									SVOCs											
				Summer 2011	Fall 2011	Winter 2012	Spring 2012	VOCs	Nitroaromatics / Phalates	Phenols	PAHs	Metals	Explosives	Pesticides	PCBs	Hexavalent Chromium	Nitrate	TPH-Diesel	Thiodiglycol (TDG)	
Central Burn Pits	CBPmw-001	Unconsolidated	Annually				1		1			1		1	1					Phthalates (SVOCs), PCBs, metals identified as COPCs in this well. High concentrations of PCBs.
	CBPmw-002	Unconsolidated	Annually				1		1			1		1	1					Phthalates (SVOCs), PCBs, metals identified as COPCs in this well. High concentrations of PCBs.
	CBPmw-003	Unconsolidated	Annually																	Phthalates (SVOCs), metals identified as COPCs in this well
	CBPmw-004	Unconsolidated	Annually				1		1			1		1	1					Phthalates (SVOCs), PCBs, metals identified as COPCs in this well. High concentration of metals, PCBs.
	CBPmw-005	Unconsolidated	Annually				1		1			1		1	1					Phthalates (SVOCs), pesticides, metals identified as COPCs in this well. High concentration of metals.
	CBPmw-006	Unconsolidated	Annually				1		1			1		1	1					Phthalates (SVOCs), metals identified as COPCs in this well. Well has high concentration of metals.
	CBPmw-007	Unconsolidated	Annually																	Phthalates (SVOCs), metals identified as COPCs in this well
	CBPmw-008	Unconsolidated	Annually				1		1			1		1	1					Phthalates (SVOCs), metals identified as COPCs in this well. Down-gradient well.
Cobbs Pond	CPmw-001	Unconsolidated	Annually																	Phthalates (SVOCs), metals identified as COPCs in this well
	CPmw-002	Unconsolidated	Annually																	Phthalates (SVOCs), metals identified as COPCs in this well
	CPmw-003	Unconsolidated	Annually																	Phthalates (SVOCs), pesticides, metals identified as COPCs in this well
	CPmw-004	Unconsolidated	Annually																	Phthalates (SVOCs), metals identified as COPCs in this well
	CPmw-005	Unconsolidated	Annually																	Phthalates (SVOCs), metals identified as COPCs in this well
	CPmw-006	Unconsolidated	Annually																	Phthalates-PAHs (SVOCs), metals identified as COPCs in this well

Table 4-2: Proposed Monitoring Well Network
Ravenna Army Ammunition Plant
Ravenna, Ohio

RVAAP Area	Location / Well ID	Monitored Zone	Proposed Sample Frequency	Proposed Quarterly Sampling Events				Proposed Analytical Parameters												Rationale For / Against Selection
				Summer 2011	Fall 2011	Winter 2012	Spring 2012	VOCs	SVOCs			Metals	Explosives	Pesticides	PCBs	Hexavalent Chromium	Nitrate	TPH-Diesel	Thiodiglycol (TDG)	
									Nitroaromatics / Phalates	Phenols	PAHs									
Open Demolition Area 2	DET-001B	Unconsolidated	Annually																	Metals identified as COPCs in this well
	DET-002	Unconsolidated	Annually		1				1			1	1		1	1				Metals, hexavalent chromium identified as COPCs in this well. High concentrations of hexavalent chromium.
	DET-003	Unconsolidated	Semi-Annual		1		1		2			2	2		2	2				Nitroaromatics-Phthalates (SVOCs), metals, hexavalent chromium identifed as COPCs in this well. High concentrations of hexavalent chromium.
	DET-004	Unconsolidated	Semi-Annual		1	-	1		2			2	2		2	2				Phthalates (SVOCs), metals, explosives identified as COPCs in this well.
	DA2mw-104	Unconsolidated	Annually		1				1			1	1		1	1				Phthalates (SVOCs), PCBs, metals, hexavalent chromium identified as COPCs in this well. High concentrations of PCBs, hexavalent chromium.
	DA2mw-105	Unconsolidated	Annually																	Phthalates (SVOCs), metals identified as COPCs in this well.
	DA2mw-106	Unconsolidated	Annually		1				1			1	1		1	1				Phthalates (SVOCs), metals, hexavalent chromium identified as COPCs in this well. High concentrations of hexavalent chromium.
	DA2mw-107	Unconsolidated	Semi-Annual		1		1		2			2	2		2	2				Phthalates (SVOCs), PCBs, metals identified as COPCs in this well. High concentrations of PCBs.
	DA2mw-108	Unconsolidated	Annually		1				1			1	1		1	1				Phthalates (SVOCs), metals, hexavalent chromium identified as COPCs in this well. High concentrations of hexavalent chromium.
	DA2mw-109	Unconsolidated	Annually																	Phthalates (SVOCs), metals identified as COPCs in this well.
	DA2mw-110	Unconsolidated	Annually																	Phthalates (SVOCs), metals identified as COPCs in this well.
	DA2mw-111	Unconsolidated	Annually																	Phthalates (SVOCs), metals identified as COPCs in this well.
	DA2mw-112	Unconsolidated	Annually																	Phthalates (SVOCs), metals identified as COPCs in this well.
	DA2mw-113	Unconsolidated	Annually																	Phthalates (SVOCs), metals identified as COPCs in this well.

Table 4-2: Proposed Monitoring Well Network
Ravenna Army Ammunition Plant
Ravenna, Ohio

RVAAP Area	Location / Well ID	Monitored Zone	Proposed Sample Frequency	Proposed Quarterly Sampling Events				Proposed Analytical Parameters												Rationale For / Against Selection
									SVOCs											
				Summer 2011	Fall 2011	Winter 2012	Spring 2012	VOCs	Nitroaromatics / Phalates	Phenols	PAHs	Metals	Explosives	Pesticides	PCBs	Hexavalent Chromium	Nitrate	TPH-Diesel	Thiodiglycol (TDG)	
Erie Burning Grounds	EBGmw-123	Unconsolidated	Annually																	Phthalates (SVOCs), metals identified as COPCs in this well.
	EBGmw-124	Unconsolidated	Annually				1		1			1								Phthalates (SVOCs), metals identified as COPCs in this well. Well has high concentrations of metals.
	EBGmw-125	Unconsolidated	Annually				1		1			1								Phthalates (SVOCs), metals identified as COPCs in this well. Well has high concentration of metals.
	EBGmw-126	Unconsolidated	Annually																	Phthalates (SVOCs), metals identified as COPCs in this well.
	EBGmw-127	Unconsolidated	Annually																	Phthalates (SVOCs), metals identified as COPCs in this well.
	EBGmw-128	Unconsolidated	Annually																	Phthalates (SVOCs), metals identified as COPCs in this well.
	EBGmw-129	Unconsolidated	Annually																	Phthalates (SVOCs), metals identified as COPCs in this well.
	EBGmw-130	Unconsolidated	Annually																	Phthalates (SVOCs), metals identified as COPCs in this well.
Fuze and Booster Quarry	FBQmw-166	Unconsolidated	Annually																	Phthalates (SVOCs), metals identified as COPCs in this well.
	FBQmw-167	Unconsolidated	Annually																	Phthalates (SVOCs), metals identified as COPCs in this well.
	FBQmw-168	Homewood	Annually																	Phthalates (SVOCs), metals, explosives identified as COPCs in this well.
	FBQmw-169	Homewood	Annually		1			1	1			1	1	1		1				Phthalates (SVOCs), metals identified as COPCs in this well. High concentrations of metals.
	FBQmw-170	Homewood	Annually		1			1	1			1	1	1		1				VOCs, phthalates (SVOCs), metals, hexavalent chromium identified as COPCs in this well. High concentrations of VOCs.
	FBQmw-171	Homewood	Annually		1			1	1			1	1	1		1				VOCs, phthalates (SVOCs), metals identified as COPCs in this well. High concentrations of VOCs.
	FBQmw-172	Homewood	Annually																	Phthalates (SVOCs), metals identified as COPCs in this well.
	FBQmw-173	Homewood	Annually																	VOCs, phthalates (SVOCs), metals, explosives identified as COPCs in this well.
	FBQmw-174	Homewood	Annually		1			1	1			1	1	1		1				Phthalates (SVOCs), pesticides, metals, explosives identified as COPCs in this well. Well has high concentrations of explosives.
	FBQmw-175	Homewood	Annually		1			1	1			1	1	1		1				Phthalates (SVOCs), metals identified as COPCs in this well.
	FBQmw-176	Unconsolidated	Annually																	Phthalates (SVOCs), metals identified as COPCs in this well.
	FBQmw-177	Homewood	Annually		1			1	1			1	1	1		1				Phthalates (SVOCs), metals identified as COPCs in this well.

Table 4-2: Proposed Monitoring Well Network
Ravenna Army Ammunition Plant
Ravenna, Ohio

RVAAP Area	Location / Well ID	Monitored Zone	Proposed Sample Frequency	Proposed Quarterly Sampling Events				Proposed Analytical Parameters											Rationale For / Against Selection
									SVOCs										
				Summer 2011	Fall 2011	Winter 2012	Spring 2012	VOCs	Nitroaromatics / Phalates	Phenols	PAHs	Metals	Explosives	Pesticides	PCBs	Hexavalent Chromium	Nitrate	TPH-Diesel	Thiodiglycol (TDG)	
Landfill North of Winklepeck	LNWmw-024	Unconsolidated	Annually																Phthalates (SVOCs), metals identified as COPCs in this well.
	LNWmw-025	Unconsolidated	Annually																Phthalates (SVOCs), metals identified as COPCs in this well.
	LNWmw-026	Unconsolidated	Annually																Phthalates (SVOCs), metals identified as COPCs in this well.
	LNWmw-027	Unconsolidated	Annually																Phthalates (SVOCs), metals identified as COPCs in this well.
NACA Test Area	NTAmw-107	Unconsolidated	Annually																Phthalates (SVOCs), metals identified as COPCs in this well.
	NTAmw-108	Unconsolidated	Annually																Phthalates (SVOCs), metals identified as COPCs in this well.
	NTAmw-109	Unconsolidated	Annually			1		1	1		1	1			1				Phthalates (SVOCs), PCBs, metals identified as COPCs in this well. High concentrations of PCBs.
	NTAmw-110	Unconsolidated	Annually																Phthalates (SVOCs), metals identified as COPCs in this well.
	NTAmw-111	Unconsolidated	Annually																Phthalates (SVOCs), metals identified as COPCs in this well.
	NTAmw-112	Unconsolidated	Annually																Phthalates (SVOCs), metals identified as COPCs in this well.
	NTAmw-113	Unconsolidated	Annually			1		1	1		1	1			1				VOCs, phthalates-PAHs (SVOCs), metals identified as COPCs in this well. High concentration of metals.
	NTAmw-114	Unconsolidated	Annually																Metals identified as COPCs in this well
	NTAmw-115	Unconsolidated	Annually																Phthalates (SVOCs), metals identified as COPCs in this well.
	NTAmw-116	Unconsolidated	Annually																Phthalates-PAHs (SVOCs), metals identified as COPCs in this well
	NTAmw-117	Unconsolidated	Annually																Phthalates (SVOCs), metals identified as COPCs in this well.
	NTAmw-118	Unconsolidated	Annually																Phthalates (SVOCs), metals identified as COPCs in this well.
	RQLmw-006	Sharon	Annually		1			1	1		1	1	1	1	1				VOCs, phthalates (SVOCs), metals, explosives identified as COPCs in this well. High concentration of metals.
	RQLmw-007	Sharon	Bi-Annual		1		1	2	2		2	2	2	2	2				Phthalates (SVOCs), metals, explosives identified as COPCs in this well.
	RQLmw-008	Sharon	Bi-Annual		1		1	2	2		2	2	2	2	2				VOCs, phthalates (SVOCs), pesticides, metals, explosives identified as COPCs in this well. High concentration of metals, pesticides.
	RQLmw-009	Sharon	Bi-Annual		1		1	2	2		2	2	2	2	2				VOCs, phthalates (SVOCs), metals, explosives identified as COPCs in this well
	RQLmw-010	Sharon	Annually																Phthalates (SVOCs), metals identified as COPCs in this well.
	RQLmw-011	Sharon	Annually		1			1	1		1	1	1	1	1				Phthalates (SVOCs), metals identified as COPCs in this well. High concentration of metals.

Table 4-2: Proposed Monitoring Well Network
Ravenna Army Ammunition Plant
Ravenna, Ohio

RVAAP Area	Location / Well ID	Monitored Zone	Proposed Sample Frequency	Proposed Quarterly Sampling Events				Proposed Analytical Parameters											Rationale For / Against Selection
									SVOCs										
				Summer 2011	Fall 2011	Winter 2012	Spring 2012	VOCs	Nitroaromatics / Phalates	Phenols	PAHs	Metals	Explosives	Pesticides	PCBs	Hexavalent Chromium	Nitrate	TPH-Diesel	Thiodiglycol (TDG)	
Ramsdell Quarry Landfill	RQLmw-012	Sharon	Annually		1			1	1		1	1	1	1	1				Phthalates (SVOCs), metals identified as COPCs in this well. High concentrations of SVOCs.
	RQLmw-013	Sharon	Annually																Phthalates (SVOCs), metals identified as COPCs in this well.
	RQLmw-014	Sharon	Annually		1			1	1		1	1	1	1	1				Phthalates (SVOCs), PCBs, metals identified as COPCs in this well. High concentrations of PCBs.
	RQLmw-015	Sharon	Annually		1			1	1		1	1	1	1	1				Phthalates/PAHs (SVOCs), PCBs, metals identified in this well. High concentrations of PCBs, metals.
	RQLmw-016	Sharon	Annually		1			1	1		1	1	1	1	1				Phthalates (SVOCs), metals identified as COPCs in this well. High concentration of metals.
	RQLmw-017	Sharon	Annually		1			1	1		1	1	1	1	1				Phthalates (SVOCs), pesticides, PCBs, metals identified as COPCs in this well. High concentrations of metals, pesticides, PCBs.

Table 4-2: Proposed Monitoring Well Network
Ravenna Army Ammunition Plant
Ravenna, Ohio

RVAAP Area	Location / Well ID	Monitored Zone	Proposed Sample Frequency	Proposed Quarterly Sampling Events				Proposed Analytical Parameters												Rationale For / Against Selection
									SVOCs											
				Summer 2011	Fall 2011	Winter 2012	Spring 2012	VOCs	Nitroaromatics / Phalates	Phenols	PAHs	Metals	Explosives	Pesticides	PCBs	Hexavalent Chromium	Nitrate	TPH-Diesel	Thiodiglycol (TDG)	
Winklepeck Burning Grounds	WBGmw-005	Unconsolidated	Annually																	VOCs, phthalates (SVOCs), metals identified as COPCs in this well
	WBGmw-006	Unconsolidated	Annually				1	1	1			1	1							Phthalates (SVOCs), metals, explosives identified as COPCs in this well. High concentrations of explosives.
	WBGmw-007	Unconsolidated	Annually				1	1	1			1	1							Nitroaromatics-Phthalates (SVOCs), metals identified as COPCs in this well. Well has high concentrations of metals.
	WBGmw-008	Unconsolidated	Annually																	VOCs, phthalates (SVOCs), metals, explosives identified as COPCs in this well
	WBGmw-009	Unconsolidated	Annually				1	1	1			1	1							VOCs, phthalates (SVOCs), metals, explosives identified as COPCs in this well. Well has high concentrations of explosives.
	WBGmw-010	Unconsolidated	Annually																	VOCs, phthalates (SVOCs), metals, explosives identified as COPCs in this well
	WBGmw-011	Unconsolidated	Annually																	Phthalates (SVOCs), metals identified as COPCs in this well.
	WBGmw-012	Unconsolidated	Annually																	Phthalates (SVOCs), metals identified as COPCs in this well.
	WBGmw-013	Unconsolidated	Annually																	Phthalates (SVOCs), metals, explosives identified as COPCs in this well.
	WBGmw-014	Unconsolidated	Annually																	Phthalates (SVOCs), metals, explosives identified as COPCs in this well.
	WBGmw-015	Unconsolidated	Annually				1	1	1			1	1							Phthalates (SVOCs), metals, explosives identified as COPCs in this well. Well has high concentrations of explosives.
	WBGmw-016	Unconsolidated	Annually																	Phthalates (SVOCs), metals identified as COPCs in this well.
	WBGmw-017	Unconsolidated	Annually																	Phthalates (SVOCs), metals identified as COPCs in this well.

Table 4-2: Proposed Monitoring Well Network
Ravenna Army Ammunition Plant
Ravenna, Ohio

RVAAP Area	Location / Well ID	Monitored Zone	Proposed Sample Frequency	Proposed Quarterly Sampling Events				Proposed Analytical Parameters											Rationale For / Against Selection
				Summer 2011	Fall 2011	Winter 2012	Spring 2012	VOCs	SVOCs			Metals	Explosives	Pesticides	PCBs	Hexavalent Chromium	Nitrate	TPH-Diesel	Thiodiglycol (TDG)	
									Nitroaromatics / Phalates	Phenols	PAHs								
Suspected Mustard Agent Burial Site	MBS-001	Unconsolidated	Annually		1	1	1												3	TDG is a common degradation product for mustard agent in ground water. Phthalates (SVOCs), metals identified as COPCs in this well
	MBS-002	Unconsolidated	Annually		1	1	1												3	TDG is a common degradation product for mustard agent in ground water. Phthalates (SVOCs), metals identified as COPCs in this well
	MBS-003	Unconsolidated	Annually		1	1	1												3	TDG is a common degradation product for mustard agent in ground water. Phthalates (SVOCs), metals identified as COPCs in this well
	MBS-004	Unconsolidated	Annually		1	1	1												3	TDG is a common degradation product for mustard agent in ground water. Phthalates (SVOCs) identified as COPCs in this well
	MBS-005	Unconsolidated	Annually		1	1	1												3	TDG is a common degradation product for mustard agent in ground water. Phthalates (SVOCs), metals identified as COPCs in this well
	MBS-006	Unconsolidated	Annually		1	1	1												3	TDG is a common degradation product for mustard agent in ground water. Phthalates (SVOCs), metals identified as COPCs in this well
Facility-Wide Groundwater: Basal Sharon Conglomerate Wells	SCFmw-001	Basal Sharon	Annually																	Phthalates (SVOCs), metals identified as COPCs in this well.
	SCFmw-002	Basal Sharon	Annually				1	1	1	1	1	1	1	1	1		1			Metals identified as COPCs in this well. Possible Down-gradient well for Load Line-12.
	SCFmw-003	Basal Sharon	Annually				1		1			1	1							Metals identified as COPCs in this well. Down-gradient well at Load Line-2.
	SCFmw-004	Basal Sharon	Annually				1	1	1	1		1	1	1	1					Metals identified as COPCs in this well. Down-gradient of Load Line-2.
	SCFmw-005	Basal Sharon	Annually				1	1	1		1	1	1	1	1					Metals, explosives identified as COPCs in this well. Down-gradient of Ramsdell Quarry Landfill.
	SCFmw-006	Basal Sharon	Annually																	Metals identified as COPCs in this well
		TOTALS =		36	32	30	31	75	111	24	46	107	84	75	62		20		18	

- Well Exhibits Elevated Concentrations of Chemicals of Potential Concern (COPCs). This is Considered a Focus Well (and Area) for Further Groundwater Monitoring.
- This is not considered a Focus Well, but has been added for Further Groundwater Monitoring due to it's close proximity to a Focus Well(s).
- FWGWMP RCRA Wells Require Bi-Annual Groundwater Monitoring

APPENDIX C

WATER LEVEL MEASUREMENTS/FIELD LOG BOOK AND PURGE RECORDS/DAILY QUALITY CONTROL REPORTS

Signature Page

July 2011 FWGMP Monitoring Well Event
Field Personnel Abbreviations and Signatures Page

Field Personnel

Name	Affiliation	Initials
Angye Dragotta	EQM	AD
Colleen A. Lear	EQM	CAL
Erik Corbin	EQM	EC
John Miller	EQM	JM
Stephen Stuergon	EQM	SS
Maria Leiter	EQM	ML
Sara Rasor	EQM	SR

Project and Field Leads

Name, Title, Affiliation

John Miller, Project Manager / QC Check, EQM

Signature: _____

Colleen A. Lear, Field Manager / QC Check, EQM

Signature: _____

Erik Corbin, Sample Manager, EQM

Signature: _____

Comprehensive Water Levels Measurements

COMPREHENSIVE WATER LEVEL MEASUREMENTS

RVAAP FACILITY-WIDE GROUNDWATER MONITORING PROGRAM JULY 2011

Well Number	Location	Date	Time	Depth To Water*	Depth to Bottom	Description of bottom	Instrument/Serial Number
LL12mw-088	Loadline 12	8/2/2011	10:25	7.22	29.35	Hard	5767
LL12mw-107	Loadline 12	8/2/2011	9:12	10.01	33.65	Soft	5767
LL12mw-113	Loadline 12	8/2/2011	9:50	7.63	21.01	Soft	5767
LL12mw-128	Loadline 12	8/2/2011	9:35	10.31	33.99	Medium	5767
LL12mw-153	Loadline 12	8/2/2011	10:00	6.82	25.03	Hard	5767
LL12mw-154	Loadline 12	8/2/2011	10:19	9.55	28.62	Hard	5767
LL12mw-182	Loadline 12	8/1/2011	16:10	11.49	38.10	Soft	5767
LL12mw-183	Loadline 12	8/2/2011	8:50	13.48	36.30	Hard	5767
LL12mw-184	Loadline 12	8/2/2011	10:28	13.31	31.33	Hard	5767
LL12mw-185	Loadline 12	8/2/2011	9:10	8.29	23.24	Hard	5767
LL12mw-186	Loadline 12	8/1/2011	15:55	7.73	20.99	Hard	5767
LL12mw-187	Loadline 12	8/2/2011	9:45	9.69	29.91	Soft	5767
LL12mw-188	Loadline 12	8/2/2011	9:55	6.70	22.08	Hard	5767
LL12mw-189	Loadline 12	8/1/2011	16:00	7.45	19.90	Medium	5767
LL12mw-242	Loadline 12	8/2/2011	9:01	10.39	28.74	Medium	5767
LL12mw-243	Loadline 12	8/2/2011	9:25	9.60	24.58	Medium	5767
LL12mw-244	Loadline 12	8/2/2011	8:56	11.23	31.21	Soft	5767
LL12mw-245	Loadline 12	8/2/2011	9:15	8.17	29.89	Medium	5767
LL12mw-246	Loadline 12	8/2/2011	8:54	17.19	35.98	Hard	5767

*All measurements from top of casing

COMPREHENSIVE WATER LEVEL MEASUREMENTS

RVAAP FACILITY-WIDE GROUNDWATER MONITORING PROGRAM JULY 2011

Well Number	Location	Date	Time	Depth To Water*	Depth to Bottom	Description of bottom	Instrument/Serial Number
LL1mw-063	Loadline 1	8/1/2011	13:00	25.97	30.07	Hard	5767
LL1mw-065	Loadline 1	8/1/2011	11:15	13.19	23.06	Hard	5767
LL1mw-079	Loadline 1	8/1/2011	12:30	32.99	41.90	Hard	5767
LL1mw-080	Loadline 1	8/1/2011	12:40	12.40	22.34	Hard	5767
LL1mw-081	Loadline 1	8/1/2011	11:45	30.50	41.95	Medium	5767
LL1mw-082	Loadline 1	8/1/2011	12:50	28.96	41.47	Hard	5767
LL1mw-083	Loadline 1	8/1/2011	12:25	33.63	41.41	Hard	5767
LL1mw-084	Loadline 1	8/1/2011	12:45	30.40	39.03	Hard	5767
LL1mw-085	Loadline 1	8/1/2011	11:30	35.82	45.17	Hard	5767
LL2mw-059	Loadline 2	8/1/2011	13:55	14.02	21.86	Hard	5767
LL2mw-060	Loadline 2	8/1/2011	13:45	11.09	20.76	Hard	5767
LL2mw-265	Loadline 2	8/1/2011	13:50	10.70	24.39	Hard	5767
LL3mw-234	Loadline 3	8/1/2011	15:25	11.00	22.60	Hard	5767
LL3mw-235	Loadline 3	8/1/2011	15:30	19.63	22.93	Hard	5767
LL3mw-236	Loadline 3	8/1/2011	15:40	17.01	26.57	Hard	5767
LL3mw-238	Loadline 3	8/1/2011	15:20	16.93	23.35	Hard	5767
LL3mw-241	Loadline 3	8/1/2011	15:45	13.59	25.54	Hard	5767

*All measurements from top of casing

Logbook

RVAAP
BOOK #2

FACILITY WIDE GROUNDWATER

"Rite in the Rain"®
ALL-WEATHER
Environmental
FIELD BOOK
No. 550

Have you tried our
Copier Paper
and
All-Weather Pens?

No. 550 Enviro-Poly Cover

6 32281 55011 2

8

Location _____ Date _____

Project / Client _____

Intentionally left blank

9

Location RVAAP Date 8/4/11

Project / Client USACE

Drum Log

Drum ID	Contents
EQM 2011-8	Purge Water *
EQM 2011-9	Purge Water
EQM 2011-10	Decon/Rinse Water

* LL's 1, 2, 3 & 12

Location RVAAP Date 8-1-11

Project / Client USACE 60s-80s

JM, CL, SS, SR, ML, AD CLDY, rain/sprinkle

MOB TO SITE

1000 Arrival onsite, organize unload + load for the day

1030 H+S / Calibration of equipment

1100 Start water levels @ site + purge / sample @ W1

1130 W1 mw085 casing probably bent use bailer not pump.

1630 Bldg 1036 for prep of samples.

1700 All W1 well analytes vary w/ no PCB + only nitroaromatics + phalates for SVOC.

1730 Fed exp split samples

1800 Lab pick up - Cr^TG added

1815 Offsite

CP

Location RVAAP Date 8-2-11

Project / Client USACE 60-80s

JM CL SS SR ML AD EC trace Rainy Sunny

0730 onsite, prep for W1 purge sample event.

0815 H+S Calibration add Cr^TG to W1 & none at W2 site, use analytes list as W12 all 8270, W1 just nitroaromatic, W2 same + phenols

0840 Start at W2, finish W1 Start W12.

1600 Bldg 1036 to prep samples for labs. organize for the next day. Clean up building.

1700 Fedexp the split samples

1730 lab pickup.

1745 Offsite.

CP

12

Location RVAAP Date 8-3-11

Project / Client USACE 80s/showers

JM CL SS SR EC ML AD 70s humidity

730	Onsite prep for the day Calibrations, loading
0800	H+S briefing
0830	Start @ LL3 continue to LL12. LL3 has no phenols or PAHs or Cr^{VI}
1630	Partial crews to Bldg 1036 Clean bldg. Prep samples for the labs.
1700	Fed ex sample shipment
1730	Lab pick up
1745	offsite.

13

Location RVAAP Date 8-4-11

Project / Client USACE 60s-80s

CL SS SR EC ML AD Partly Sunny

730	Onsite prep for the day
0800	H+S, Calibrations
0830	finalize the wells @ LL12.
0930	Bldg 1036, pack samples for laboratory
1000	IDW sampling and clean 1036
1030	load for demob.
1100	Demob / Lab pickup/offsite

Static Water Levels

Measurements

MONITOR WELL STATIC WATER LEVEL FORM

PROJECT NAME: **RVAAP** PROJECT NUMBER: **030240.0006**

FIELD BOOK#: 2 DATE: 8/1/2011

Monitor Well Number	Location	Total Well Depth (ft)	Water Level Indicator	Sampler	Time	Depth to Static Water Level (ft)	Sounding	PID Reading (above bkgrnd)
LL1mw-085	Loadline 1	45.11	2911	CAL	12:12	35.85		0
	Cmt:Good,							
LL1mw-081	Loadline 1		1266	ML	12:23	30.59		0
	Cmt:Good,							
LL1mw-082	Loadline 1	41.6	2911	CAL	13:14	28.99		0
	Cmt:Good,							
LL1mw-065	Loadline 1		05769	AD	13:25	13.15		0
	Cmt:Good,							
LL1mw-084	Loadline 1	39.36	2911	CAL	14:26	31.6		0
	Cmt:Good, cldy gray							
LL1mw-080	Loadline 1		05769	AD	14:58	12.5		0
	Cmt:Good,							
LL1mw-083	Loadline 1		1266	ML	15:22	33.59		0
	Cmt:Good,							

MONITOR WELL STATIC WATER LEVEL FORM

PROJECT NAME: **RVAAP** PROJECT NUMBER: **030240.0006**

FIELD BOOK#: 2 DATE: 8/2/2011

Monitor Well Number	Location	Total Well Depth (ft)	Water Level Indicator	Sampler	Time	Depth to Static Water Level (ft)	Sounding	PID Reading (above bkgrnd)
LL1mw-079	Loadline 1		1266	EC	10:30	32.81		0
	Cmt:Good,							
LL1mw-063	Loadline 1		1266	EC	12:25	25.83		0
	Cmt:Good,							
LL12mw-107	Loadline 12		05769	AD	10:23	10.02		0
	Cmt:Good,							
LL12mw-182	Loadline 12		2911	CAL	10:43	11.98		0
	Cmt:Good,							
LL12mw-183	Loadline 12		2911	CAL	12:02	13.88		0
	Cmt:Good,							
LL12mw-113	Loadline 12		05769	AD	13:07	7.81		0
	Cmt:Good, Gray w/ susp. solids (turb = 999 despite extended purge)							
LL12mw-246	Loadline 12		2911	CAL	13:20	17.28		0
	Cmt:Good,							
LL12mw-185	Loadline 12		1266	EC	14:33	7.83		0
	Cmt:Good,							
LL12mw-188	Loadline 12		05769	AD	14:34	6.85		0
	Cmt:Good,							
LL12mw-244	Loadline 12		2911	CAL	14:35	11.27		0
	Cmt:Good, extra purge due to turb							
LL2mw-265	Loadline 2		2911	CAL	8:46	10.76		0
	Cmt:Good,							
LL2mw-060	Loadline 2		05769	AD	8:52	11.1		0
	Cmt:Good,							
LL2mw-059	Loadline 2		1266	EC	8:55	13.88		0
	Cmt:Good,							

MONITOR WELL STATIC WATER LEVEL FORM

PROJECT NAME: **RVAAP** PROJECT NUMBER: **030240.0006**

FIELD BOOK#: 2 DATE: 8/3/2011

Monitor Well Number	Location	Total Well Depth (ft)	Water Level Indicator	Sampler	Time	Depth to Static Water Level (ft)	Sounding	PID Reading (above bkgrnd)
LL12mw-128	Loadline 12		05769	AD	10:00	10.63		0
	Cmt:Good, high turbidity - fine gray susp. Solids							
LL12mw-245	Loadline 12		1266	EC	10:40	7.53		0
	Cmt:Good,							
LL12mw-243	Loadline 12		2911	CAL	10:44	9.24		0
	Cmt:Good, cldy gray w/ susp. solids, extra purge due to high turb							
LL12mw-088	Loadline 12		05769	AD	11:54	7.43		0
	Cmt:Good,							
LL12mw-187	Loadline 12		2911	CAL	12:12	10.7		0
	Cmt:Good,							
LL12mw-242	Loadline 12		2911	CAL	13:25	10.33		0
	Cmt:Good, extra purge due to high turb							
LL12mw-154	Loadline 12		1266	EC	14:20	9.01		0
	Cmt:Good,							
LL12mw-184	Loadline 12		2911	CAL	14:46	13.3		0
	Cmt:Good, orange susp. solids, extra purge due to high ss/turb							
LL12mw-186	Loadline 12		05769	AD	15:08	7.9		0
	Cmt:Good,							
LL12mw-153	Loadline 12		1266	EC	15:20	6.38		0
	Cmt:Good,							
LL3mw-234	Loadline 3		2911	CAL	8:43	11.1		0
	Cmt:Good, orange susp. solids, extra purge due to turb							
LL3mw-238	Loadline 3		05739	AD	8:48	16.91		0
	Cmt:Good,							
LL3mw-235	Loadline 3		1266	EC	8:51	19.32		0
	Cmt:Good,							

MONITOR WELL STATIC WATER LEVEL FORM

PROJECT NAME: **RVAAP** PROJECT NUMBER: **030240.0006**

FIELD BOOK#: 2 DATE: 8/4/2011

Monitor Well Number	Location	Total Well Depth (ft)	Water Level Indicator	Sampler	Time	Depth to Static Water Level (ft)	Sounding	PID Reading (above bkgrnd)
LL12mw-189	Loadline 12		1266	EC	8:20	7.1		0
	Cmt:Good,							
LL3mw-241	Loadline 3		2911	CAL	8:13	13.87		0
	Cmt:Good, orange susp. solids to start							
LL3mw-236	Loadline 3		05769	AD	8:43	17.28		0
	Cmt:Good,							

Purge/Sample Records

MONITOR WELL PURGING FORM

PROJECT NAME: **RVAAP** PROJECT NUMBER: **030240.0006**

LOCATION: LOADLINE 1 DATE: 8/2/2011 START TIME: 12:25

WELL ID: LL1mw-063

WELL DEPTH: _____ INITIAL WATER LEVEL: 25.83

WELL DIAMETER _____ SCREEN INTERVAL: 17.1 - 27.1

PUMP/PURGING DEVICE: BP - BLADDER PUMP PUMP INTAKE DEPTH: 22.1

PUMP READINGS: Throttle: 50 Recharge: 11 Discharge: 4

COMMENTS Clear Odor:None

TIME	WATER LEVEL (btoc)	PURGE RATE L/min)	VOLUME PURGED (L)	TEMP. (°C)	SPECIFIC CONDUCT. (mS/cm)	DO (mg/L)	pH	Turb (NTU)
12:30	26.11	0.1	0.5	18.23	0.093	8.4	4.45	23
12:33	26.12	0.1	0.3	17.22	0.092	8.7	4.3	10.3
12:36	26.13	0.1	0.3	16.59	0.092	9	4.23	7.1
12:39	26.15	0.1	0.3	16.38	0.091	8.9	4.17	16.4
12:42	26.16	0.1	0.3	16.44	0.09	8.9	4.15	16.5

Note: Condition of the well: See STATIC WATER LEVEL FORM

Field Personnel: EC

FIELD SAMPLING REPORT

PROJECT: **RVAAP** LOCATION: **LOADLINE 1** PROJECT NO.: **030240.0006**

SAMPLE INFORMATION

WELL: LL1mw-063 SampleID: FWGLL1mw-063C-1809-GW/GF DupIID:

SplitID: RinseID:

MATRIX: WG - Ground Water SAMPLING METHOD: BP - Bladder Pump MS/MSD: N

GRAB: Y COMPOSITE: N DATE: 8/2/2011 TIME: 12:50

FIELD READINGS / OBSERVATIONS

	Turb (NTU): 13.4	Color:	Clear
		Odor:	None

pH: 4.13 Temperature (°C): 16.36 DO (mg/L): 8.8 Specific Conductivity (mS/cm): 0.09

GENERAL INFORMATION

SUN/OVERCAST: Sunny PERCIPITATION: N WIND DIRECTION: N AMBIENT TEMP (°F): 85

SHIPPED VIA: Lab Pickup

SHIPPED TO: Testamerica

SAMPLER: EC Cmt: Cr+6

CONTAINER		PRESERVATIVE	ANALYTICAL METHOD	ANALYSIS
SIZE/TYPE	*NUMBER*			
1L/Amber	2	4C	8081	Pest
1L/Amber	1	4C	8330	Explo
1L/Amber	2	4C	353.2/8330	Propellants
1L/Poly	1	HNO3	6010/6020/7470	Metals
1L/Amber	2	4C	8270	SVOC
40ml/Vial	3	HCl	8260	VOC

MONITOR WELL PURGING FORM

PROJECT NAME: **RVAAP** PROJECT NUMBER: **030240.0006**

LOCATION: LOADLINE 1 DATE: 8/1/2011 START TIME: 13:25

WELL ID: LL1mw-065

WELL DEPTH: _____ INITIAL WATER LEVEL: 13.15

WELL DIAMETER _____ SCREEN INTERVAL: 10.2 - 20.2

PUMP/PURGING DEVICE: BP - BLADDER PUMP PUMP INTAKE DEPTH: 15.2

PUMP READINGS: Throttle: 40 Recharge: 10 Discharge: 5

COMMENTS Clear Odor:None

TIME	WATER LEVEL (btoc)	PURGE RATE L/min)	VOLUME PURGED (L)	TEMP. (°C)	SPECIFIC CONDUCT. (mS/cm)	DO (mg/L)	pH	Turb (NTU)
12:35	12.95	0.2	0.2	13.6	0.652	1.4	6.88	210
12:41	13.19	0.2	1.2	13.1	0.675	1.1	7.08	150
12:45	13.19	0.2	0.8	13.1	0.661	1.1	7.12	150
12:48	13.19	0.2	0.6	12.9	0.639	1.1	7.1	120

Note: Condition of the well: See STATIC WATER LEVEL FORM

Field Personnel: AD

FIELD SAMPLING REPORT

PROJECT: **RVAAP** LOCATION: **LOADLINE 1** PROJECT NO.: **030240.0006**

SAMPLE INFORMATION

WELL: LL1mw-065 SampleID: FWGLL1MW-065C-1762-GW/GF DupIID: FWGLL1MW-DUP1-1799-GW/GF

SplitID: FWGLL1MW-065C-1803S-GW/GF RinseID:

MATRIX: WG - Ground Water SAMPLING METHOD: BP - Bladder Pump MS/MSD: N

GRAB: Y COMPOSITE: N DATE: 8/1/2011 TIME: 12:53

FIELD READINGS / OBSERVATIONS

	Turb (NTU):	82	Color: Clear
			Odor: None

pH: 7.1 Temperature (°C): 12.8 DO (mg/L): 1.3 Specific Conductivity (mS/cm): 0.625

GENERAL INFORMATION

SUN/OVERCAST: Overcast PERCIPITATION: N WIND DIRECTION: N AMBIENT TEMP (°F): 90

SHIPPED VIA: Lab PU/FedEx

SHIPPED TO: Multiple Labs

SAMPLER: AD Cmt: Cr+6

CONTAINER		PRESERVATIVE	ANALYTICAL METHOD	ANALYSIS
SIZE/TYPE	*NUMBER*			
1L/Amber	3	4C	8330	Explo
1L/Poly	3	HNO3	6010/6020/7470	Metals
1L/Amber	5	4C	353.2/8330	Propellants
1L/Amber	5	4C	8082	PCB
1L/Amber	5	4C	8081	Pest
1L/Amber	5	4C	8270	SVOC
40ml/Vial	9	HCl	8260	VOC

MONITOR WELL PURGING FORM

PROJECT NAME: **RVAAP** PROJECT NUMBER: **030240.0006**

LOCATION: LOADLINE 1 DATE: 8/2/2011 START TIME: 10:30

WELL ID: LL1mw-079

WELL DEPTH: _____ INITIAL WATER LEVEL: 32.81

WELL DIAMETER _____ SCREEN INTERVAL: 29.5 - 38.9

PUMP/PURGING DEVICE: BP - BLADDER PUMP PUMP INTAKE DEPTH: 34.2

PUMP READINGS: Throttle: 60 Recharge: 11 Discharge: 4

COMMENTS black tint Odor:None

TIME	WATER LEVEL (btoc)	PURGE RATE L/min)	VOLUME PURGED (L)	TEMP. (°C)	SPECIFIC CONDUCT. (mS/cm)	DO (mg/L)	pH	Turb (NTU)
10:47	32.83	0.2	1	18.91	0.238	7.2	5.9	202
10:50	32.90	0.2	0.6	18.79	0.236	7.1	5.88	197
10:53	32.92	0.2	0.6	18.48	0.234	7	5.83	202
10:56	32.96	0.2	0.6	18.58	0.233	6.9	5.79	181
10:59	32.97	0.2	0.6	18.55	0.232	6.7	5.74	160

Note: Condition of the well: See STATIC WATER LEVEL FORM

Field Personnel: EC

FIELD SAMPLING REPORT

PROJECT: **RVAAP** LOCATION: **LOADLINE 1** PROJECT NO.: **030240.0006**

SAMPLE INFORMATION

WELL: LL1mw-079 SampleID: FWGLL1mw-079C-1763-GW/GF DuplID:

SplitID: RinseID:

MATRIX: WG - Ground Water SAMPLING METHOD: BP - Bladder Pump MS/MSD: N

GRAB: Y COMPOSITE: N DATE: 8/2/2011 TIME: 11:05

FIELD READINGS / OBSERVATIONS

	Turb (NTU): 153	Color:	black tint
		Odor:	None

pH: 5.73 Temperature (°C): 18.34 DO (mg/L): 6.6 Specific Conductivity (mS/cm): 0.231

GENERAL INFORMATION

SUN/OVERCAST: Sunny PERCIPITATION: N WIND DIRECTION: N AMBIENT TEMP (°F): 80

SHIPPED VIA: Lab Pickup

SHIPPED TO: Testamerica

SAMPLER: EC Cmt: Cr+6; fine black particulates in sample.

CONTAINER		PRESERVATIVE	ANALYTICAL METHOD	ANALYSIS
SIZE/TYPE	*NUMBER*			
1L/Poly	1	HNO3	6010/6020/7470	Metals
1L/Amber	2	4C	8270	SVOC
40ml/Vial	3	HCl	8260	VOC
1L/Amber	2	4C	353.2/8330	Propellants
1L/Amber	1	4C	8330	Explo
1L/Amber	2	4C	8081	Pest

MONITOR WELL PURGING FORM

PROJECT NAME: **RVAAP** PROJECT NUMBER: **030240.0006**

LOCATION: LOADLINE 1 DATE: 8/1/2011 START TIME: 14:58

WELL ID: LL1mw-080

WELL DEPTH: _____ INITIAL WATER LEVEL: 12.5

WELL DIAMETER _____ SCREEN INTERVAL: 9.5 - 19

PUMP/PURGING DEVICE: BP - BLADDER PUMP PUMP INTAKE DEPTH: 14.3

PUMP READINGS: Throttle: 40 Recharge: 10 Discharge: 5

COMMENTS Clear Odor:None

TIME	WATER LEVEL (btoc)	PURGE RATE L/min)	VOLUME PURGED (L)	TEMP. (°C)	SPECIFIC CONDUCT. (mS/cm)	DO (mg/L)	pH	Turb (NTU)
15:01	12.77	0.2	0.2	16.7	0.422	6	5.33	29
15:04	12.88	0.2	0.6	16.7	0.417	5.7	5.23	33
15:08	13.10	0.2	0.8	16.8	0.415	5.5	5.39	19
15:11	13.20	0.2	0.6	16.9	0.415	5.5	5.35	20
15:15	13.40	0.2	0.8	17.1	0.416	5.3	5.53	20
15:18	13.88	0.2	0.6	17.3	0.42	4.3	5.6	15
15:21	14.00	0.2	0.6	17.3	0.424	4	5.64	14
15:24	14.10	0.2	0.6	17.3	0.436	3.6	5.61	12

Note: Condition of the well: See STATIC WATER LEVEL FORM

Field Personnel: AD

FIELD SAMPLING REPORT

PROJECT: **RVAAP** LOCATION: **LOADLINE 1** PROJECT NO.: **030240.0006**

SAMPLE INFORMATION

WELL: LL1mw-080 SampleID: FWGLL1MW-080C-1764-GW/GF DuplID:

SplitID: RinseID:

MATRIX: WG - Ground Water SAMPLING METHOD: BP - Bladder Pump MS/MSD: N

GRAB: Y COMPOSITE: N DATE: 8/1/2011 TIME: 15:29

FIELD READINGS / OBSERVATIONS

	Turb (NTU): 11	Color:	Clear
		Odor:	None

pH: 5.62 Temperature (°C): 17.3 DO (mg/L): 3.6 Specific Conductivity (mS/cm): 0.437

GENERAL INFORMATION

SUN/OVERCAST: Overcast PERCIPITATION: Y WIND DIRECTION: N AMBIENT TEMP (°F): 84

SHIPPED VIA: Lab Pickup

SHIPPED TO: Testamerica

SAMPLER: AD Cmt: Cr+6

CONTAINER		PRESERVATIVE	ANALYTICAL METHOD	ANALYSIS
SIZE/TYPE	*NUMBER*			
1L/Poly	1	HNO3	6010/6020/7470	Metals
40ml/Vial	3	HCl	8260	VOC
1L/Amber	2	4C	8270	SVOC
1L/Amber	2	4C	8081	Pest
1L/Amber	1	4C	8330	Explo
1L/Amber	2	4C	353.2/8330	Propellants

MONITOR WELL PURGING FORM

PROJECT NAME: **RVAAP** PROJECT NUMBER: **030240.0006**

LOCATION: LOADLINE 1 DATE: 8/1/2011 START TIME: 12:23

WELL ID: LL1mw-081

WELL DEPTH: _____ INITIAL WATER LEVEL: 30.59

WELL DIAMETER _____ SCREEN INTERVAL: 29.4 - 38.9

PUMP/PURGING DEVICE: BP - BLADDER PUMP PUMP INTAKE DEPTH: 34.2

PUMP READINGS: Throttle: 25 Recharge: 10 Discharge: 5

COMMENTS slight orange Odor:None

TIME	WATER LEVEL (btoc)	PURGE RATE L/min)	VOLUME PURGED (L)	TEMP. (°C)	SPECIFIC CONDUCT. (mS/cm)	DO (mg/L)	pH	Turb (NTU)
12:51	31.10	0.1	1	14.8	5.53	1.9	6.18	295
12:54	31.29	0.1	0.3	14.4	7.13	2	6.07	322
12:57	31.09	0.1	0.3	14.6	9.99	1.9	6.1	296
13:00	31.09	0.1	0	14.8	9.99	2.1	6.04	276
13:03	31.28	0.1	0.3	14.5	9.99	2.4	6.04	202

Note: Condition of the well: See STATIC WATER LEVEL FORM

Field Personnel: ML

FIELD SAMPLING REPORT

PROJECT: **RVAAP** LOCATION: **LOADLINE 1** PROJECT NO.: **030240.0006**

SAMPLE INFORMATION

WELL: LL1mw-081 SampleID: FWGLL1mw-081C-1765-GW/GF DuplID:

SplitID: RinseID:

MATRIX: WG - Ground Water SAMPLING METHOD: BP - Bladder Pump MS/MSD: Y

GRAB: Y COMPOSITE: N DATE: 8/1/2011 TIME: 13:15

FIELD READINGS / OBSERVATIONS

	Turb (NTU): 171	Color:	slight orange
		Odor:	None

pH: 6.15 Temperature (°C): 14.4 DO (mg/L): 2.5 Specific Conductivity (mS/cm): 9.99

GENERAL INFORMATION

SUN/OVERCAST: Overcast PERCIPITATION: Y WIND DIRECTION: N AMBIENT TEMP (°F): 85

SHIPPED VIA: Lab Pickup

SHIPPED TO: Testamerica

SAMPLER: ML Cmt: Cr+6

CONTAINER		PRESERVATIVE	ANALYTICAL METHOD	ANALYSIS
SIZE/TYPE	*NUMBER*			
1L/Amber	6	4C	8270	SVOC
1L/Amber	6	4C	8081	Pest
1L/Amber	3	4C	8330	Explo
40ml/Vial	9	HCl	8260	VOC
1L/Amber	6	4C	353.2/8330	Propellants
1L/Poly	6	HNO3	6010/6020/7470	Metals

MONITOR WELL PURGING FORM

PROJECT NAME: **RVAAP** PROJECT NUMBER: **030240.0006**

LOCATION: LOADLINE 1 DATE: 8/1/2011 START TIME: 13:14

WELL ID: LL1mw-082

WELL DEPTH: 41.6 INITIAL WATER LEVEL: 28.99

WELL DIAMETER SCREEN INTERVAL: 28.9 - 38.5

PUMP/PURGING DEVICE: BP - BLADDER PUMP PUMP INTAKE DEPTH: 33.7

PUMP READINGS: Throttle: 50 Recharge: 12 Discharge: 3

COMMENTS tint Odor:None

TIME	WATER LEVEL (btoc)	PURGE RATE L/min)	VOLUME PURGED (L)	TEMP. (°C)	SPECIFIC CONDUCT. (mS/cm)	DO (mg/L)	pH	Turb (NTU)
13:18	29.12	0.2	0.25	15.55	0.978	1.35	6.63	396
13:21	29.39	0.2	0.6	14.96	2.78	0.78	6.58	240
13:24	29.51	0.2	0.6	14.42	2.84	0.6	6.52	234
13:27	29.57	0.2	0.6	14.06	2.61	0.53	6.48	239

Note: Condition of the well: See STATIC WATER LEVEL FORM

Field Personnel: CAL

FIELD SAMPLING REPORT

PROJECT: RVAAP LOCATION: LOADLINE 1 PROJECT NO.: 030240.0006

SAMPLE INFORMATION

WELL: LL1mw-082 SampleID: FWGLL1mw-082C-1766.GW/GF DuplID:

SplitID: RinseID:

MATRIX: WG - Ground Water SAMPLING METHOD: BP - Bladder Pump MS/MSD: N

GRAB: Y COMPOSITE: N DATE: 8/1/2011 TIME: 13:32

FIELD READINGS / OBSERVATIONS

	Turb (NTU): 232	Color: tint
		Odor: None

pH: 6.46 Temperature (°C): 13.99 DO (mg/L): 0.5 Specific Conductivity (mS/cm): 2.26

GENERAL INFORMATION

SUN/OVERCAST: Overcast PERCIPITATION: N WIND DIRECTION: N AMBIENT TEMP (°F): 85

SHIPPED VIA: Lab Pickup

SHIPPED TO: Testamerica

SAMPLER: CAL Cmt: Cr+6

CONTAINER		PRESERVATIVE	ANALYTICAL METHOD	ANALYSIS
SIZE/TYPE	*NUMBER*			
40ml/Vial	3	HCl	8260	VOC
1L/Amber	2	4C	8081	Pest
1L/Amber	1	4C	8330	Explo
1L/Amber	2	4C	353.2/8330	Propellants
1L/Poly	1	HNO3	6010/6020/7470	Metals
1L/Amber	2	4C	8270	SVOC

MONITOR WELL PURGING FORM

PROJECT NAME: **RVAAP** PROJECT NUMBER: **030240.0006**

LOCATION: LOADLINE 1 DATE: 8/1/2011 START TIME: 15:22

WELL ID: LL1mw-083

WELL DEPTH: _____ INITIAL WATER LEVEL: 33.59

WELL DIAMETER _____ SCREEN INTERVAL: 29.1 - 38.6

PUMP/PURGING DEVICE: BP - BLADDER PUMP PUMP INTAKE DEPTH: 33.9

PUMP READINGS: Throttle: 30 Recharge: 10 Discharge: 5

COMMENTS Clear Odor:None

TIME	WATER LEVEL (btoc)	PURGE RATE L/min)	VOLUME PURGED (L)	TEMP. (°C)	SPECIFIC CONDUCT. (mS/cm)	DO (mg/L)	pH	Turb (NTU)
15:37	33.74	0.1	0	14.4	3.08	5.5	4.31	139
15:40	33.74	0.1	0.3	14.6	3.03	5	4.16	121
15:43	33.56	0.1	0.3	14.2	3.07	4.9	3.99	111
15:46	33.82	0.1	0.3	13.3	3.05	4.9	3.93	67.3
15:49	33.85	0.1	0.3	12.77	2.33	4.8	3.9	57.9
15:52	33.92	0.1	0.3	12.84	2.31	4.7	3.86	47.5
15:55	33.99	0.1	0.3	12.67	2.3	4.7	3.84	45.6

Note: Condition of the well: See STATIC WATER LEVEL FORM

Field Personnel: ML

FIELD SAMPLING REPORT

PROJECT: **RVAAP** LOCATION: **LOADLINE 1** PROJECT NO.: **030240.0006**

SAMPLE INFORMATION

WELL: LL1mw-083 SampleID: FWGLL1mw-083C-1767-GW/GF DuplID:

SplitID: RinseID:

MATRIX: WG - Ground Water SAMPLING METHOD: BP - Bladder Pump MS/MSD: N

GRAB: Y COMPOSITE: N DATE: 8/1/2011 TIME: 15:55

FIELD READINGS / OBSERVATIONS

	Turb (NTU): 44.9	Color:	Clear
		Odor:	None

pH: 3.84 Temperature (°C): 12.57 DO (mg/L): 4.7 Specific Conductivity (mS/cm): 2.3

GENERAL INFORMATION

SUN/OVERCAST: Sunny PERCIPITATION: N WIND DIRECTION: N AMBIENT TEMP (°F): 85

SHIPPED VIA: Lab Pickup

SHIPPED TO: Testamerica

SAMPLER: ML Cmt: Cr+6

CONTAINER		PRESERVATIVE	ANALYTICAL METHOD	ANALYSIS
SIZE/TYPE	*NUMBER*			
1L/Poly	2	HNO3	6010/6020/7470	Metals
40ml/Vial	3	HCl	8260	VOC
1L/Amber	2	4C	8270	SVOC
1L/Amber	2	4C	8081	Pest
1L/Amber	2	4C	353.2/8330	Propellants
1L/Amber	1	4C	8330	Explo

MONITOR WELL PURGING FORM

PROJECT NAME: **RVAAP** PROJECT NUMBER: **030240.0006**

LOCATION: LOADLINE 1 DATE: 8/1/2011 START TIME: 14:26

WELL ID: LL1mw-084

WELL DEPTH: 39.36 INITIAL WATER LEVEL: 31.6

WELL DIAMETER SCREEN INTERVAL: 26.7 - 36.3

PUMP/PURGING DEVICE: BP - BLADDER PUMP PUMP INTAKE DEPTH: 31.5

PUMP READINGS: Throttle: 45 Recharge: 12 Discharge: 3

COMMENTS cldy gray cldy Odor:None

TIME	WATER LEVEL (btoc)	PURGE RATE L/min)	VOLUME PURGED (L)	TEMP. (°C)	SPECIFIC CONDUCT. (mS/cm)	DO (mg/L)	pH	Turb (NTU)
14:28	31.59	0.15	0.45	13.84	0.9	5.06	5.69	-5
14:31	31.64	0.15	0.45	14.24	1.36	4.29	5.51	-5
14:34	31.70	0.15	0.45	14.18	1.45	4.14	5.43	-5
14:37	31.74	0.15	0.45	14.18	1.25	4.02	5.27	-5
14:40	31.80	0.15	0.45	13.95	1.19	4	5.2	-5
14:43	31.86	0.15	0.45	13.83	1.31	4	5.17	-5

Note: Condition of the well: See STATIC WATER LEVEL FORM

Field Personnel: CAL

FIELD SAMPLING REPORT

PROJECT: **RVAAP** LOCATION: **LOADLINE 1** PROJECT NO.: **030240.0006**

SAMPLE INFORMATION

WELL: LL1mw-084 SampleID: FWGLL1mw-084C-1768-GW/GF DupIID:

SplitID: RinseID: FWGEQUIPRinse1-1805-GW

MATRIX: WG - Ground Water SAMPLING METHOD: BP - Bladder Pump MS/MSD: N

GRAB: Y COMPOSITE: N DATE: 8/1/2011 TIME: 14:54

FIELD READINGS / OBSERVATIONS

	Turb (NTU): 5	Color:	cldy
		Odor:	None

pH: 5.18 Temperature (°C): 13.78 DO (mg/L): 4 Specific Conductivity (mS/cm): 1.24

GENERAL INFORMATION

SUN/OVERCAST: Overcast PERCIPITATION: Y WIND DIRECTION: N AMBIENT TEMP (°F): 83

SHIPPED VIA: Lab Pickup

SHIPPED TO: Testamerica

SAMPLER: CAL Cmt: Cr+6, Rinse at 1638

CONTAINER		PRESERVATIVE	ANALYTICAL METHOD	ANALYSIS
SIZE/TYPE	*NUMBER*			
1L/Amber	2	4C	8081	Pest
1L/Poly	2	HNO3	6010/6020/7470	Metals
1L/Amber	2	4C	8270	SVOC
40ml/Vial	3	HCl	8260	VOC
1L/Amber	1	4C	8330	Explo
1L/Amber	2	4C	353.2/8330	Propellants

MONITOR WELL PURGING FORM

PROJECT NAME: **RVAAP** PROJECT NUMBER: **030240.0006**

LOCATION: LOADLINE 1 DATE: 8/1/2011 START TIME: 12:12

WELL ID: LL1mw-085

WELL DEPTH: 45.11 INITIAL WATER LEVEL: 35.85

WELL DIAMETER SCREEN INTERVAL: 32.2 - 41.6

PUMP/PURGING DEVICE: B - BAILER PUMP INTAKE DEPTH: 36.9

PUMP READINGS: Throttle: 0 Recharge: 0 Discharge: 0

COMMENTS cloudy Odor:None

TIME	WATER LEVEL (btoc)	PURGE RATE L/min)	VOLUME PURGED (L)	TEMP. (°C)	SPECIFIC CONDUCT. (mS/cm)	DO (mg/L)	pH	Turb (NTU)
12:22	36.60	1	0.2	12.08	1.15	8.85	6.52	422
12:26	36.60	1	4	11.67	6.99	2.7	6.61	346
12:28	36.60	1	2	11.47	3.79	3.09	6.64	364
12:32	36.60	1	4	11.44	0.96	4.28	6.71	200
12:35	37.54	1	3	11.54	0.961	4.27	6.73	133

Note: Condition of the well: See STATIC WATER LEVEL FORM

Field Personnel: CAL

FIELD SAMPLING REPORT

PROJECT: **RVAAP** LOCATION: **LOADLINE 1** PROJECT NO.: **030240.0006**

SAMPLE INFORMATION

WELL: LL1mw-085 SampleID: FWGLL1mw-085C-1769-GW/GF DuplID:

SplitID: RinseID:

MATRIX: WG - Ground Water SAMPLING METHOD: B - Bailer MS/MSD: N

GRAB: Y COMPOSITE: N DATE: 8/1/2011 TIME: 12:42

FIELD READINGS / OBSERVATIONS

	Turb (NTU):	102	Color: cloudy
			Odor: None

pH: 6.75 Temperature (°C): 12.2 DO (mg/L): 11.4 Specific Conductivity (mS/cm): 0.96

GENERAL INFORMATION

SUN/OVERCAST: Overcast PERCIPITATION: N WIND DIRECTION: N AMBIENT TEMP (°F): 85

SHIPPED VIA: Lab Pickup

SHIPPED TO: Testamerica

SAMPLER: CAL Cmt: Cr+6

CONTAINER		PRESERVATIVE	ANALYTICAL METHOD	ANALYSIS
SIZE/TYPE	*NUMBER*			
1L/Amber	2	4C	353.2/8330	Propellants
1L/Amber	1	4C	8330	Explo
1L/Amber	2	4C	8081	Pest
1L/Amber	2	4C	8270	SVOC
1L/Poly	2	HNO3	6010/6020/7470	Metals
40ml/Vial	3	HCl	8260	VOC

MONITOR WELL PURGING FORM

PROJECT NAME: **RVAAP** PROJECT NUMBER: **030240.0006**

LOCATION: LOADLINE 2 DATE: 8/2/2011 START TIME: 8:55

WELL ID: LL2mw-059

WELL DEPTH: _____ INITIAL WATER LEVEL: 13.88

WELL DIAMETER _____ SCREEN INTERVAL: 9.3 - 19.1

PUMP/PURGING DEVICE: BP - BLADDER PUMP PUMP INTAKE DEPTH: 14.2

PUMP READINGS: Throttle: 40 Recharge: 12 Discharge: 3

COMMENTS Clear Odor:None

TIME	WATER LEVEL (btoc)	PURGE RATE L/min)	VOLUME PURGED (L)	TEMP. (°C)	SPECIFIC CONDUCT. (mS/cm)	DO (mg/L)	pH	Turb (NTU)
9:01	14.38	0.2	0.5	14.54	0.313	1.7	5.95	79.9
9:04	14.41	0.2	0.6	14.38	0.411	1	5.79	77.2
9:07	14.46	0.2	0.6	13.87	0.333	0.9	5.66	79.3
9:10	14.49	0.2	0.6	13.76	0.28	0.8	5.61	77.2
9:13	14.51	0.2	0.6	13.69	0.262	0.7	5.62	69.8
9:16	14.53	0.2	0.6	13.64	0.247	0.7	5.65	67.5
9:19	14.54	0.2	0.6	13.61	0.242	0.7	5.65	70.9

Note: Condition of the well: See STATIC WATER LEVEL FORM

Field Personnel: EC

FIELD SAMPLING REPORT

PROJECT: RVAAP LOCATION: LOADLINE 2 PROJECT NO.: 030240.0006

SAMPLE INFORMATION

WELL: LL2mw-059 SampleID: FWGLL2mw-059C-1770-GW/GF DupIID:

SplitID: RinseID:

MATRIX: WG - Ground Water SAMPLING METHOD: BP - Bladder Pump MS/MSD: N

GRAB: Y COMPOSITE: N DATE: 8/2/2011 TIME: 9:27

FIELD READINGS / OBSERVATIONS

	Turb (NTU): 74.2	Color:	Clear
		Odor:	None

pH: 5.66 Temperature (°C): 13.57 DO (mg/L): 0.6 Specific Conductivity (mS/cm): 0.24

GENERAL INFORMATION

SUN/OVERCAST: Sunny PERCIPITATION: N WIND DIRECTION: N AMBIENT TEMP (°F): 75

SHIPPED VIA: Lab Pickup

SHIPPED TO: Testamerica

SAMPLER: EC Cmt:

CONTAINER		PRESERVATIVE	ANALYTICAL METHOD	ANALYSIS
SIZE/TYPE	*NUMBER*			
1L/Amber	2	4C	8082	PCB
1L/Amber	2	4C	8270	SVOC
1L/Poly	1	HNO3	6010/6020/7470	Metals
1L/Amber	1	4C	8330	Explo
1L/Amber	2	4C	8081	Pest
40ml/Vial	3	HCl	8260	VOC
1L/Amber	2	4C	353.2/8330	Propellants

MONITOR WELL PURGING FORM

PROJECT NAME: **RVAAP** PROJECT NUMBER: **030240.0006**

LOCATION: LOADLINE 2 DATE: 8/2/2011 START TIME: 8:52

WELL ID: LL2mw-060

WELL DEPTH: _____ INITIAL WATER LEVEL: 11.1

WELL DIAMETER _____ SCREEN INTERVAL: 8.1 - 17.9

PUMP/PURGING DEVICE: BP - BLADDER PUMP PUMP INTAKE DEPTH: 13.0

PUMP READINGS: Throttle: 20 Recharge: 10 Discharge: 5

COMMENTS Clear Odor:None

TIME	WATER LEVEL (btoc)	PURGE RATE L/min)	VOLUME PURGED (L)	TEMP. (°C)	SPECIFIC CONDUCT. (mS/cm)	DO (mg/L)	pH	Turb (NTU)
8:58	11.28	0.1	0.2	15.8	0.28	2.9	4.72	10
9:01	11.32	0.1	0.3	15.5	0.277	2.5	4.71	14
9:04	11.28	0.1	0.3	15.5	0.276	2.3	4.98	10
9:07	11.28	0.1	0.3	15.5	0.275	2.3	4.99	5
9:10	11.30	0.1	0.3	15.5	0.276	2.3	4.99	3

Note: Condition of the well: See STATIC WATER LEVEL FORM

Field Personnel: AD

FIELD SAMPLING REPORT

PROJECT: **RVAAP** LOCATION: **LOADLINE 2** PROJECT NO.: **030240.0006**

SAMPLE INFORMATION

WELL: LL2mw-060 SampleID: FWGLL2mw-060C-1771-GW/GF DupliID:

SplitID: RinseID:

MATRIX: WG - Ground Water SAMPLING METHOD: BP - Bladder Pump MS/MSD: N

GRAB: Y COMPOSITE: N DATE: 8/2/2011 TIME: 9:09

FIELD READINGS / OBSERVATIONS

	Turb (NTU): 25	Color:	Clear
		Odor:	None

pH: 5.02 Temperature (°C): 15.6 DO (mg/L): 2.3 Specific Conductivity (mS/cm): 2.74

GENERAL INFORMATION

SUN/OVERCAST: Sunny PERCIPITATION: N WIND DIRECTION: N AMBIENT TEMP (°F): 75

SHIPPED VIA: Lab Pickup

SHIPPED TO: Testamerica

SAMPLER: AD Cmt:

CONTAINER		PRESERVATIVE	ANALYTICAL METHOD	ANALYSIS
SIZE/TYPE	*NUMBER*			
1L/Amber	2	4C	353.2/8330	Propellants
1L/Amber	2	4C	8081	Pest
1L/Amber	1	4C	8330	Explo
1L/Amber	2	4C	8082	PCB
1L/Poly	1	HNO3	6010/6020/7470	Metals
1L/Amber	2	4C	8270	SVOC
40ml/Vial	3	HCl	8260	VOC

MONITOR WELL PURGING FORM

PROJECT NAME: **RVAAP** PROJECT NUMBER: **030240.0006**

LOCATION: LOADLINE 2 DATE: 8/2/2011 START TIME: 8:46

WELL ID: LL2mw-265

WELL DEPTH: _____ INITIAL WATER LEVEL: 10.76

WELL DIAMETER _____ SCREEN INTERVAL: 11.8 - 21.8

PUMP/PURGING DEVICE: BP - BLADDER PUMP PUMP INTAKE DEPTH: 16.8

PUMP READINGS: Throttle: 50 Recharge: 12.5 Discharge: 3.5

COMMENTS Clear Odor:None

TIME	WATER LEVEL (btoc)	PURGE RATE L/min)	VOLUME PURGED (L)	TEMP. (°C)	SPECIFIC CONDUCT. (mS/cm)	DO (mg/L)	pH	Turb (NTU)
8:48	11.18	0.3	0.2	12.86	2.34	1.07	6.29	215
8:51	11.24	0.275	0.825	12.19	1.76	0.98	6.34	121
8:54	11.33	0.275	0.825	12.3	1.47	0.91	6.33	103
8:57	11.40	0.275	0.825	12.38	1.13	0.93	6.32	121
9:00	11.46	0.275	0.825	12.2	1.07	0.87	6.3	124
9:03	11.49	0.275	0.825	12.19	1.03	0.92	6.29	114

Note: Condition of the well: See STATIC WATER LEVEL FORM

Field Personnel: CAL

FIELD SAMPLING REPORT

PROJECT: **RVAAP** LOCATION: **LOADLINE 2** PROJECT NO.: **030240.0006**

SAMPLE INFORMATION

WELL: LL2mw-265 SampleID: FWGLL2mw-265C-1772-GW/GF DuplID:

SplitID: RinseID:

MATRIX: WG - Ground Water SAMPLING METHOD: BP - Bladder Pump MS/MSD: Y

GRAB: Y COMPOSITE: N DATE: 8/2/2011 TIME: 9:18

FIELD READINGS / OBSERVATIONS

	Turb (NTU): 105	Color:	Clear
		Odor:	None

pH: 6.3 Temperature (°C): 12.01 DO (mg/L): 0.94 Specific Conductivity (mS/cm): 0.98

GENERAL INFORMATION

SUN/OVERCAST: Sunny PERCIPITATION: N WIND DIRECTION: N AMBIENT TEMP (°F): 80

SHIPPED VIA: Lab Pickup

SHIPPED TO: Testamerica

SAMPLER: CAL Cmt:

CONTAINER		PRESERVATIVE	ANALYTICAL METHOD	ANALYSIS
SIZE/TYPE	*NUMBER*			
40ml/Vial	9	HCl	8260	VOC
1L/Poly	3	HNO3	6010/6020/7470	Metals
1L/Amber	6	4C	353.2/8330	Propellants
1L/Amber	3	4C	8330	Explo
1L/Amber	6	4C	8082	PCB
1L/Amber	6	4C	8081	Pest
1L/Amber	6	4C	8270	SVOC

MONITOR WELL PURGING FORM

PROJECT NAME: RVAAP PROJECT NUMBER: 030240.0006

LOCATION: LOADLINE 3 DATE: 8/3/2011 START TIME: 8:43

WELL ID: LL3mw-234

WELL DEPTH: _____ INITIAL WATER LEVEL: 11.1

WELL DIAMETER _____ SCREEN INTERVAL: 9.8 - 19.8

PUMP/PURGING DEVICE: BP - BLADDER PUMP PUMP INTAKE DEPTH: 14.8

PUMP READINGS: Throttle: 50 Recharge: 12 Discharge: 3

COMMENTS orange susp. solids, extra purge due to turb Clear Odor:None

TIME	WATER LEVEL (btoc)	PURGE RATE L/min)	VOLUME PURGED (L)	TEMP. (°C)	SPECIFIC CONDUCT. (mS/cm)	DO (mg/L)	pH	Turb (NTU)
8:45	11.41	0.2	0.25	15.21	1.09	1.02	6.26	967
8:48	11.60	0.2	0.6	14.88	1.21	0.68	6.32	923
8:51	11.81	0.2	0.6	14.76	0.999	0.55	6.38	912
8:54	12.00	0.2	0.6	14.31	1.08	0.54	6.47	754
8:57	12.20	0.2	0.6	14.24	0.999	0.36	6.49	687
9:00	12.29	0.2	0.6	14.23	0.93	0.31	6.51	652
9:03	12.41	0.2	0.6	14.27	0.999	0.29	6.43	628
9:06	12.46	0.2	0.6	14.19	0.99	0.25	6.5	624
9:09	12.49	0.2	0.6	14.15	0.9	0.24	6.48	581

Note: Condition of the well: See STATIC WATER LEVEL FORM

Field Personnel: CAL

FIELD SAMPLING REPORT

PROJECT: **RVAAP** LOCATION: **LOADLINE 3** PROJECT NO.: **030240.0006**

SAMPLE INFORMATION

WELL: LL3mw-234 SampleID: FWGLL3mw-234C-1773-GW/GF DupIID: FWGLL3mw-DUP2-1800-GW/GF

SplitID: FWGLL3mw-243C-1804S-GW/GF RinseID:

MATRIX: WG - Ground Water SAMPLING METHOD: BP - Bladder Pump MS/MSD: N

GRAB: Y COMPOSITE: N DATE: 8/3/2011 TIME: 9:12

FIELD READINGS / OBSERVATIONS

	Turb (NTU): 488	Color:	Clear
		Odor:	None

pH: 6.49 Temperature (°C): 14.1 DO (mg/L): 0.25 Specific Conductivity (mS/cm): 0.899

GENERAL INFORMATION

SUN/OVERCAST: Overcast PERCIPITATION: N WIND DIRECTION: N AMBIENT TEMP (°F): 80

SHIPPED VIA: Lab PU/FedEx

SHIPPED TO: Multiple Labs

SAMPLER: CAL Cmt: dup at 1022, extra turb read while sampling @450 & 443

CONTAINER		PRESERVATIVE	ANALYTICAL METHOD	ANALYSIS
SIZE/TYPE	*NUMBER*			
1L/Amber	5	4C	8081	Pest
1L/Poly	3	HNO3	6010/6020/7470	Metals
1L/Amber	6	4C	8330	Explo
1L/Amber	5	4C	8270	SVOC
40ml/Vial	9	HCl	8260	VOC
1L/Amber	7	4C	353.2/8330	Propellants

MONITOR WELL PURGING FORM

PROJECT NAME: **RVAAP** PROJECT NUMBER: **030240.0006**

LOCATION: LOADLINE 3 DATE: 8/3/2011 START TIME: 8:51

WELL ID: LL3mw-235

WELL DEPTH: _____ INITIAL WATER LEVEL: 19.32

WELL DIAMETER _____ SCREEN INTERVAL: 10.1 - 20.1

PUMP/PURGING DEVICE: BP - BLADDER PUMP PUMP INTAKE DEPTH: 15.1

PUMP READINGS: Throttle: 30 Recharge: 11 Discharge: 4

COMMENTS Clear Odor:None

TIME	WATER LEVEL (btoc)	PURGE RATE L/min)	VOLUME PURGED (L)	TEMP. (°C)	SPECIFIC CONDUCT. (mS/cm)	DO (mg/L)	pH	Turb (NTU)
8:52	19.52	0.1	0.5	17.17	0.349	7.3	5.75	121
8:55	19.56	0.1	0.3	17.12	0.346	6.9	5.7	120
8:58	19.64	0.1	0.3	16.97	0.341	6.6	5.63	100
9:01	19.69	0.1	0.3	16.71	0.334	6.6	5.62	97.6

Note: Condition of the well: See STATIC WATER LEVEL FORM

Field Personnel: EC

FIELD SAMPLING REPORT

PROJECT: **RVAAP** LOCATION: **LOADLINE 3** PROJECT NO.: **030240.0006**

SAMPLE INFORMATION

WELL: LL3mw-235 SampleID: FWGLL3mw-235C-1774-GW/GF DupIID:

SplitID: RinseID:

MATRIX: WG - Ground Water SAMPLING METHOD: BP - Bladder Pump MS/MSD: N

GRAB: Y COMPOSITE: N DATE: 8/3/2011 TIME: 9:05

FIELD READINGS / OBSERVATIONS

	Turb (NTU): 96.1	Color:	Clear
		Odor:	None

pH: 5.61 Temperature (°C): 16.34 DO (mg/L): 6.7 Specific Conductivity (mS/cm): 0.331

GENERAL INFORMATION

SUN/OVERCAST: Overcast PERCIPITATION: N WIND DIRECTION: N AMBIENT TEMP (°F): 75

SHIPPED VIA: Lab Pickup

SHIPPED TO: Testamerica

SAMPLER: EC Cmt:

CONTAINER		PRESERVATIVE	ANALYTICAL METHOD	ANALYSIS
SIZE/TYPE	*NUMBER*			
1L/Poly	1	HNO3	6010/6020/7470	Metals
40ml/Vial	3	HCl	8260	VOC
1L/Amber	2	4C	353.2/8330	Propellants
1L/Amber	2	4C	8081	Pest
1L/Amber	2	4C	8270	SVOC
1L/Amber	1	4C	8330	Explo

MONITOR WELL PURGING FORM

PROJECT NAME: **RVAAP** PROJECT NUMBER: **030240.0006**

LOCATION: LOADLINE 3 DATE: 8/4/2011 START TIME: 8:43

WELL ID: LL3mw-236

WELL DEPTH: _____ INITIAL WATER LEVEL: 17.28

WELL DIAMETER _____ SCREEN INTERVAL: 13.8 - 23.8

PUMP/PURGING DEVICE: BP - BLADDER PUMP PUMP INTAKE DEPTH: 18.8

PUMP READINGS: Throttle: 30 Recharge: 10 Discharge: 5

COMMENTS Clear Odor:None

TIME	WATER LEVEL (btoc)	PURGE RATE L/min)	VOLUME PURGED (L)	TEMP. (°C)	SPECIFIC CONDUCT. (mS/cm)	DO (mg/L)	pH	Turb (NTU)
8:44	17.59	0.2	0.2	14	0.251	1.9	4.35	140
8:47	17.74	0.2	0.6	13.5	0.236	1.9	4.31	120
8:50	18.02	0.2	0.6	13.3	0.225	2	4.26	140
8:53	18.24	0.2	0.6	13.2	0.22	1.9	4.28	110

Note: Condition of the well: See STATIC WATER LEVEL FORM

Field Personnel: AD

FIELD SAMPLING REPORT

PROJECT: **RVAAP** LOCATION: **LOADLINE 3** PROJECT NO.: **030240.0006**

SAMPLE INFORMATION

WELL: LL3mw-236 SampleID: FWGLL3mw-236C-1775-GW/GF DupIID:

SplitID: RinseID:

MATRIX: WG - Ground Water SAMPLING METHOD: BP - Bladder Pump MS/MSD: N

GRAB: Y COMPOSITE: N DATE: 8/4/2011 TIME: 8:56

FIELD READINGS / OBSERVATIONS

	Turb (NTU): 86	Color:	Clear
		Odor:	None

pH: 4.34 Temperature (°C): 13.1 DO (mg/L): 1.6 Specific Conductivity (mS/cm): 0.223

GENERAL INFORMATION

SUN/OVERCAST: Overcast PERCIPITATION: N WIND DIRECTION: N AMBIENT TEMP (°F): 70

SHIPPED VIA: Lab Pickup

SHIPPED TO: Testamerica

SAMPLER: AD Cmt:

CONTAINER		PRESERVATIVE	ANALYTICAL METHOD	ANALYSIS
SIZE/TYPE	*NUMBER*			
1L/Amber	2	4C	353.2/8330	Propellants
1L/Amber	1	4C	8330	Explo
1L/Amber	2	4C	8082	PCB
1L/Amber	2	4C	8081	Pest
1L/Amber	2	4C	8270	SVOC
1L/Poly	1	HNO3	6010/6020/7470	Metals
40ml/Vial	3	HCl	8260	VOC

MONITOR WELL PURGING FORM

PROJECT NAME: **RVAAP** PROJECT NUMBER: **030240.0006**

LOCATION: LOADLINE 3 DATE: 8/3/2011 START TIME: 8:48

WELL ID: LL3mw-238

WELL DEPTH: _____ INITIAL WATER LEVEL: 16.91

WELL DIAMETER _____ SCREEN INTERVAL: 10.5 - 20.5

PUMP/PURGING DEVICE: BP - BLADDER PUMP PUMP INTAKE DEPTH: 15.5

PUMP READINGS: Throttle: 30 Recharge: 10 Discharge: 5

COMMENTS Clear Odor:None

TIME	WATER LEVEL (btoc)	PURGE RATE L/min)	VOLUME PURGED (L)	TEMP. (°C)	SPECIFIC CONDUCT. (mS/cm)	DO (mg/L)	pH	Turb (NTU)
8:49	17.00	0.2	0.2	16.8	0.431	7.8	4.23	280
8:52	17.05	0.2	0.6	16.6	0.415	7.6	4.18	250
8:55	17.12	0.2	0.6	16.3	0.404	7.2	4.19	150

Note: Condition of the well: See STATIC WATER LEVEL FORM

Field Personnel: AD

FIELD SAMPLING REPORT

PROJECT: RVAAP LOCATION: LOADLINE 3 PROJECT NO.: 030240.0006

SAMPLE INFORMATION

WELL: LL3mw-238 SampleID: FWGLL3mw-238C-1776-GW/GF DuplID:

SplitID: RinseID:

MATRIX: WG - Ground Water SAMPLING METHOD: BP - Bladder Pump MS/MSD: N

GRAB: Y COMPOSITE: N DATE: 8/3/2011 TIME: 8:59

FIELD READINGS / OBSERVATIONS

	Turb (NTU): 160	Color:	Clear
		Odor:	None

pH: 4.18 Temperature (°C): 16.2 DO (mg/L): 7.1 Specific Conductivity (mS/cm): 0.404

GENERAL INFORMATION

SUN/OVERCAST: Overcast PERCIPITATION: N WIND DIRECTION: N AMBIENT TEMP (°F): 75

SHIPPED VIA: Lab Pickup

SHIPPED TO: Testamerica

SAMPLER: AD Cmt:

CONTAINER		PRESERVATIVE	ANALYTICAL METHOD	ANALYSIS
SIZE/TYPE	*NUMBER*			
1L/Poly	1	HNO3	6010/6020/7470	Metals
1L/Amber	2	4C	353.2/8330	Propellants
1L/Amber	1	4C	8330	Explo
1L/Amber	2	4C	8082	PCB
1L/Amber	2	4C	8081	Pest
1L/Amber	2	4C	8270	SVOC
40ml/Vial	3	HCl	8260	VOC

MONITOR WELL PURGING FORM

PROJECT NAME: **RVAAP** PROJECT NUMBER: **030240.0006**

LOCATION: LOADLINE 3 DATE: 8/4/2011 START TIME: 8:13

WELL ID: LL3mw-241

WELL DEPTH: _____ INITIAL WATER LEVEL: 13.87

WELL DIAMETER _____ SCREEN INTERVAL: 12.7 - 22.7

PUMP/PURGING DEVICE: BP - BLADDER PUMP PUMP INTAKE DEPTH: 17.7

PUMP READINGS: Throttle: 50 Recharge: 12 Discharge: 3

COMMENTS orange susp. solids to start tint Odor:None

TIME	WATER LEVEL (btoc)	PURGE RATE L/min)	VOLUME PURGED (L)	TEMP. (°C)	SPECIFIC CONDUCT. (mS/cm)	DO (mg/L)	pH	Turb (NTU)
8:23	14.00	0.2	0.25	16.06	0.438	4.96	5.7	-5
8:26	14.04	0.2	0.6	15.38	0.387	3.85	5.89	969
8:29	14.08	0.2	0.6	15	0.359	3.48	5.93	839
8:32	14.09	0.2	0.6	14.96	0.326	3.36	5.96	428
8:35	14.09	0.2	0.6	14.84	0.316	3.31	5.96	210
8:38	14.10	0.2	0.6	14.6	0.299	3.24	5.96	150

Note: Condition of the well: See STATIC WATER LEVEL FORM

Field Personnel: CAL

FIELD SAMPLING REPORT

PROJECT: **RVAAP** LOCATION: **LOADLINE 3** PROJECT NO.: **030240.0006**

SAMPLE INFORMATION

WELL: LL3mw-241 SampleID: FWGLL3mw-241C-1777-GW/GF DupIID:

SplitID: RinseID:

MATRIX: WG - Ground Water SAMPLING METHOD: BP - Bladder Pump MS/MSD: N

GRAB: Y COMPOSITE: N DATE: 8/4/2011 TIME: 8:42

FIELD READINGS / OBSERVATIONS

	Turb (NTU):	117	Color: tint
			Odor: None

pH: 5.95 Temperature (°C): 14.35 DO (mg/L): 3.19 Specific Conductivity (mS/cm): 0.29

GENERAL INFORMATION

SUN/OVERCAST: Overcast PERCIPITATION: N WIND DIRECTION: N AMBIENT TEMP (°F): 76

SHIPPED VIA: Lab Pickup

SHIPPED TO: Testamerica

SAMPLER: CAL Cmt:

CONTAINER		PRESERVATIVE	ANALYTICAL METHOD	ANALYSIS
SIZE/TYPE	*NUMBER*			
1L/Poly	1	HNO3	6010/6020/7470	Metals
40ml/Vial	3	HCl	8260	VOC
1L/Amber	2	4C	8081	Pest
1L/Amber	1	4C	8330	Explo
1L/Amber	2	4C	353.2/8330	Propellants
1L/Amber	2	4C	8270	SVOC

MONITOR WELL PURGING FORM

PROJECT NAME: **RVAAP** PROJECT NUMBER: **030240.0006**

LOCATION: LOADLINE 12 DATE: 8/3/2011 START TIME: 11:54

WELL ID: LL12mw-088

WELL DEPTH: _____ INITIAL WATER LEVEL: 7.43

WELL DIAMETER _____ SCREEN INTERVAL: 14.8 - 24.8

PUMP/PURGING DEVICE: BP - BLADDER PUMP PUMP INTAKE DEPTH: 19.8

PUMP READINGS: Throttle: 30 Recharge: 10 Discharge: 5

COMMENTS Clear Odor:None

TIME	WATER LEVEL (btoc)	PURGE RATE L/min)	VOLUME PURGED (L)	TEMP. (°C)	SPECIFIC CONDUCT. (mS/cm)	DO (mg/L)	pH	Turb (NTU)
12:06	7.41	0.1	0.2	16.2	1.23	0.9	6.78	130
12:09	7.95	0.1	0.3	16.2	1.24	0.4	6.81	100
12:12	8.10	0.1	0.3	16.3	1.24	0.3	6.81	93

Note: Condition of the well: See STATIC WATER LEVEL FORM

Field Personnel: AD

FIELD SAMPLING REPORT

PROJECT: **RVAAP** LOCATION: **LOADLINE 12** PROJECT NO.: **030240.0006**

SAMPLE INFORMATION

WELL: LL12mw-088 SampleID: FWGLL12mw-088C-1778-GW/GF DuplID:

SplitID: RinseID:

MATRIX: WG - Ground Water SAMPLING METHOD: BP - Bladder Pump MS/MSD: Y

GRAB: Y COMPOSITE: N DATE: 8/3/2011 TIME: 12:19

FIELD READINGS / OBSERVATIONS

	Turb (NTU): 74	Color:	Clear
		Odor:	None

pH: 6.83 Temperature (°C): 16.6 DO (mg/L): 0.3 Specific Conductivity (mS/cm): 1.24

GENERAL INFORMATION

SUN/OVERCAST: Overcast PERCIPITATION: Y WIND DIRECTION: N AMBIENT TEMP (°F): 80

SHIPPED VIA: Lab Pickup

SHIPPED TO: Testamerica

SAMPLER: AD Cmt: Cr+6

CONTAINER		PRESERVATIVE	ANALYTICAL METHOD	ANALYSIS
SIZE/TYPE	*NUMBER*			
1L/Poly	6	HNO3	6010/6020/7470	Metals
1L/Amber	6	4C	8081	Pest
1L/Amber	6	4C	8270	SVOC
40ml/Vial	9	HCl	8260	VOC
1L/Amber	6	4C	353.2/8330	Propellants
250ml/Poly	3	H2SO4	353.2	NO3/NO2
1L/Amber	6	4C	8082	PCB
1L/Amber	3	4C	8330	Explo

MONITOR WELL PURGING FORM

PROJECT NAME: RVAAP PROJECT NUMBER: 030240.0006

LOCATION: LOADLINE 12 DATE: 8/2/2011 START TIME: 10:23

WELL ID: LL12mw-107

WELL DEPTH: _____ INITIAL WATER LEVEL: 10.02

WELL DIAMETER _____ SCREEN INTERVAL: 20.7 - 30.7

PUMP/PURGING DEVICE: BP - BLADDER PUMP PUMP INTAKE DEPTH: 25.7

PUMP READINGS: Throttle: 30 Recharge: 10 Discharge: 5

COMMENTS Clear Odor:None

TIME	WATER LEVEL (btoc)	PURGE RATE L/min)	VOLUME PURGED (L)	TEMP. (°C)	SPECIFIC CONDUCT. (mS/cm)	DO (mg/L)	pH	Turb (NTU)
10:38	10.73	0.2	0.2	14.6	1.41	8.3	6.19	49
10:41	11.51	0.2	0.6	14.4	1.42	7.2	6.29	32
10:44	11.97	0.2	0.6	14.4	1.41	6.8	6.38	33
10:47	12.59	0.2	0.6	14.1	1.41	6.2	6.51	29
10:50	13.21	0.2	0.6	13.9	1.41	6.2	6.59	27
10:53	13.60	0.2	0.6	14.1	1.41	5.9	6.61	28

Note: Condition of the well: See STATIC WATER LEVEL FORM

Field Personnel: AD

FIELD SAMPLING REPORT

PROJECT: **RVAAP** LOCATION: **LOADLINE 12** PROJECT NO.: **030240.0006**

SAMPLE INFORMATION

WELL: LL12mw-107 SampleID: FWGLL12mw-107C-1779-GW/GF DupIID: FWGLL12mw-DUP3-1801-GW/GF

SplitID: FWGLL12mw-107C-1798S-GW/GF RinseID:

MATRIX: WG - Ground Water SAMPLING METHOD: BP - Bladder Pump MS/MSD: N

GRAB: Y COMPOSITE: N DATE: 8/2/2011 TIME: 11:13

FIELD READINGS / OBSERVATIONS

	Turb (NTU): 27	Color:	Clear
		Odor:	None

pH: 6.63 Temperature (°C): 14.1 DO (mg/L): 5.8 Specific Conductivity (mS/cm): 1.4

GENERAL INFORMATION

SUN/OVERCAST: Sunny PERCIPITATION: N WIND DIRECTION: N AMBIENT TEMP (°F): 85

SHIPPED VIA: Lab PU/FedEx

SHIPPED TO: Multiple Labs

SAMPLER: AD Cmt: Cr+6

CONTAINER		PRESERVATIVE	ANALYTICAL METHOD	ANALYSIS
SIZE/TYPE	*NUMBER*			
1L/Amber	7	4C	353.2/8330	Propellants
1L/Amber	5	4C	8270	SVOC
40ml/Vial	9	HCl	8260	VOC
1L/Amber	5	4C	8081	Pest
1L/Amber	4	4C	8330	Explo
1L/Amber	5	4C	8082	PCB
1L/Poly	6	HNO3	6010/6020/7470	Metals
250ml/Poly	3	H2SO4	353.2	NO3/NO2

MONITOR WELL PURGING FORM

PROJECT NAME: **RVAAP** PROJECT NUMBER: **030240.0006**

LOCATION: LOADLINE 12 DATE: 8/2/2011 START TIME: 13:07

WELL ID: LL12mw-113

WELL DEPTH: _____ INITIAL WATER LEVEL: 7.81

WELL DIAMETER _____ SCREEN INTERVAL: 12.3 - 22.3

PUMP/PURGING DEVICE: BP - BLADDER PUMP PUMP INTAKE DEPTH: 17.3

PUMP READINGS: Throttle: 30 Recharge: 10 Discharge: 5

COMMENTS Gray w/ susp. solids (turb = 999 despite extended purge) Gray Odor:None

TIME	WATER LEVEL (btoc)	PURGE RATE L/min)	VOLUME PURGED (L)	TEMP. (°C)	SPECIFIC CONDUCT. (mS/cm)	DO (mg/L)	pH	Turb (NTU)
13:07	8.27	0.2	0.2	19.9	1.98	0.1	5.47	920
13:10	8.21	0.2	0.6	19.8	1.97	0.1	5.61	740
13:13	8.44	0.2	0.6	19.7	1.96	0.1	5.8	740
13:16	8.69	0.2	0.6	19.5	1.94	0.1	5.91	980
13:19	9.00	0.2	0.6	19.4	1.93	0.1	6.01	999
13:22	9.43	0.2	0.6	19.2	1.92	0.1	6.12	999
13:25	9.92	0.2	0.6	19.3	1.92	0.1	6.17	999
13:28	10.20	0.2	0.6	19.2	1.92	0.1	6.21	999

Note: Condition of the well: See STATIC WATER LEVEL FORM

Field Personnel: AD

FIELD SAMPLING REPORT

PROJECT: **RVAAP** LOCATION: **LOADLINE 12** PROJECT NO.: **030240.0006**

SAMPLE INFORMATION

WELL: LL12mw-113 SampleID: FWGLL12mw-113C-1780-GW/GF DuplID:

SplitID: RinseID:

MATRIX: WG - Ground Water SAMPLING METHOD: BP - Bladder Pump MS/MSD: N

GRAB: Y COMPOSITE: N DATE: 8/2/2011 TIME: 13:36

FIELD READINGS / OBSERVATIONS

	Turb (NTU): 999	Color:	Gray
		Odor:	None

pH: 6.24 Temperature (°C): 18.9 DO (mg/L): 0.1 Specific Conductivity (mS/cm): 1.9

GENERAL INFORMATION

SUN/OVERCAST: Overcast PERCIPITATION: N WIND DIRECTION: N AMBIENT TEMP (°F): 85

SHIPPED VIA: Lab Pickup

SHIPPED TO: Testamerica

SAMPLER: AD Cmt: Cr+6

CONTAINER		PRESERVATIVE	ANALYTICAL METHOD	ANALYSIS
SIZE/TYPE	*NUMBER*			
250ml/Poly	1	H2SO4	353.2	NO3/NO2
1L/Poly	2	HNO3	6010/6020/7470	Metals
1L/Amber	2	4C	353.2/8330	Propellants
1L/Amber	1	4C	8330	Explo
1L/Amber	2	4C	8082	PCB
1L/Amber	2	4C	8270	SVOC
40ml/Vial	3	HCl	8260	VOC
1L/Amber	2	4C	8081	Pest

MONITOR WELL PURGING FORM

PROJECT NAME: **RVAAP** PROJECT NUMBER: **030240.0006**

LOCATION: LOADLINE 12 DATE: 8/3/2011 START TIME: 10:00

WELL ID: LL12mw-128

WELL DEPTH: _____ INITIAL WATER LEVEL: 10.63

WELL DIAMETER _____ SCREEN INTERVAL: 21.1 - 31.1

PUMP/PURGING DEVICE: BP - BLADDER PUMP PUMP INTAKE DEPTH: 26.1

PUMP READINGS: Throttle: 50 Recharge: 10 Discharge: 5

COMMENTS high turbidity - fine gray susp. Solids Gray Odor:None

TIME	WATER LEVEL (btoc)	PURGE RATE L/min)	VOLUME PURGED (L)	TEMP. (°C)	SPECIFIC CONDUCT. (mS/cm)	DO (mg/L)	pH	Turb (NTU)
10:01	10.64	0.1	0.2	14.2	1.84	5.5	6.5	999
10:04	11.08	0.1	0.3	14.2	1.86	4.7	6.73	999
10:07	11.52	0.1	0.3	14	1.85	3.4	6.85	999
10:10	11.69	0.1	0.3	13.6	1.85	4.1	6.88	999
10:13	11.95	0.1	0.3	13.9	1.84	2.8	6.92	999
10:16	12.03	0.1	0.3	13.8	1.83	3.1	6.92	999
10:19	12.11	0.1	0.3	13.6	1.84	1.9	6.95	999

Note: Condition of the well: See STATIC WATER LEVEL FORM

Field Personnel: AD

FIELD SAMPLING REPORT

PROJECT: **RVAAP** LOCATION: **LOADLINE 12** PROJECT NO.: **030240.0006**

SAMPLE INFORMATION

WELL: LL12mw-128 SampleID: FWGLL12mw-128C-1781-GW/GF DuplID:

SplitID: RinseID:

MATRIX: WG - Ground Water SAMPLING METHOD: BP - Bladder Pump MS/MSD: Y

GRAB: Y COMPOSITE: N DATE: 8/3/2011 TIME: 10:19

FIELD READINGS / OBSERVATIONS

	Turb (NTU): 999	Color:	Gray
		Odor:	None

pH: 6.95 Temperature (°C): 13.8 DO (mg/L): 1.8 Specific Conductivity (mS/cm): 1.83

GENERAL INFORMATION

SUN/OVERCAST: Overcast PERCIPITATION: N WIND DIRECTION: N AMBIENT TEMP (°F): 75

SHIPPED VIA: Lab Pickup

SHIPPED TO: Testamerica

SAMPLER: AD Cmt: Cr+6

CONTAINER		PRESERVATIVE	ANALYTICAL METHOD	ANALYSIS
SIZE/TYPE	*NUMBER*			
1L/Amber	3	4C	8330	Explo
1L/Amber	6	4C	8270	SVOC
250ml/Poly	3	H2SO4	353.2	NO3/NO2
1L/Poly	6	HNO3	6010/6020/7470	Metals
1L/Amber	6	4C	353.2/8330	Propellants
40ml/Vial	9	HCl	8260	VOC
1L/Amber	6	4C	8081	Pest
1L/Amber	6	4C	8082	PCB

MONITOR WELL PURGING FORM

PROJECT NAME: **RVAAP** PROJECT NUMBER: **030240.0006**

LOCATION: LOADLINE 12 DATE: 8/3/2011 START TIME: 15:20

WELL ID: LL12mw-153

WELL DEPTH: INITIAL WATER LEVEL: 6.38

WELL DIAMETER SCREEN INTERVAL: 12.3 - 22.3

PUMP/PURGING DEVICE: BP - BLADDER PUMP PUMP INTAKE DEPTH: 17.3

PUMP READINGS: Throttle: 50 Recharge: 10 Discharge: 5

COMMENTS Clear Odor:None

TIME	WATER LEVEL (btoc)	PURGE RATE L/min)	VOLUME PURGED (L)	TEMP. (°C)	SPECIFIC CONDUCT. (mS/cm)	DO (mg/L)	pH	Turb (NTU)
15:31	7.25	0.2	1	16.02	1.16	1.2	7.26	60.1
15:34	7.48	0.2	0.6	15.69	1.14	1.4	7.25	49.2
15:37	7.80	0.2	0.6	16.02	1.14	1.7	7.24	37.2

Note: Condition of the well: See STATIC WATER LEVEL FORM

Field Personnel: EC

FIELD SAMPLING REPORT

PROJECT: **RVAAP** LOCATION: **LOADLINE 12** PROJECT NO.: **030240.0006**

SAMPLE INFORMATION

WELL: LL12mw-153 SampleID: FWGLL12mw-153C-1782-GW/GF DupIID:

SplitID: RinseID:

MATRIX: WG - Ground Water SAMPLING METHOD: BP - Bladder Pump MS/MSD: N

GRAB: Y COMPOSITE: N DATE: 8/3/2011 TIME: 15:40

FIELD READINGS / OBSERVATIONS

	Turb (NTU): 30.2	Color:	Clear
		Odor:	None

pH: 7.25 Temperature (°C): 15.98 DO (mg/L): 1.8 Specific Conductivity (mS/cm): 1.16

GENERAL INFORMATION

SUN/OVERCAST: Overcast PERCIPITATION: Y WIND DIRECTION: N AMBIENT TEMP (°F): 75

SHIPPED VIA: Lab Pickup

SHIPPED TO: Testamerica

SAMPLER: EC Cmt: Cr+6

CONTAINER		PRESERVATIVE	ANALYTICAL METHOD	ANALYSIS
SIZE/TYPE	*NUMBER*			
250ml/Poly	1	H2SO4	353.2	NO3/NO2
1L/Poly	1	HNO3	6010/6020/7470	Metals
1L/Amber	2	4C	353.2/8330	Propellants
1L/Amber	1	4C	8330	Explo
1L/Amber	2	4C	8082	PCB
40ml/Vial	3	HCl	8260	VOC
1L/Amber	2	4C	8081	Pest
1L/Amber	2	4C	8270	SVOC

MONITOR WELL PURGING FORM

PROJECT NAME: **RVAAP** PROJECT NUMBER: **030240.0006**

LOCATION: LOADLINE 12 DATE: 8/3/2011 START TIME: 14:20

WELL ID: LL12mw-154

WELL DEPTH: _____ INITIAL WATER LEVEL: 9.01

WELL DIAMETER _____ SCREEN INTERVAL: 16.4 - 26.4

PUMP/PURGING DEVICE: BP - BLADDER PUMP PUMP INTAKE DEPTH: 21.4

PUMP READINGS: Throttle: 40 Recharge: 11 Discharge: 4

COMMENTS slight orange Odor:None

TIME	WATER LEVEL (btoc)	PURGE RATE L/min)	VOLUME PURGED (L)	TEMP. (°C)	SPECIFIC CONDUCT. (mS/cm)	DO (mg/L)	pH	Turb (NTU)
14:21	9.76	0.2	0.5	14.26	1.1	1.5	7.17	370
14:24	10.22	0.2	0.6	14.02	1.08	0.9	7.18	336
14:27	10.54	0.2	0.6	13.79	1.08	0.7	7.18	290

Note: Condition of the well: See STATIC WATER LEVEL FORM

Field Personnel: EC

FIELD SAMPLING REPORT

PROJECT: **RVAAP** LOCATION: **LOADLINE 12** PROJECT NO.: **030240.0006**

SAMPLE INFORMATION

WELL: LL12mw-154 SampleID: FWGLL12mw-154C-1783-GW/GF DuplID:

SplitID: RinseID:

MATRIX: WG - Ground Water SAMPLING METHOD: BP - Bladder Pump MS/MSD: N

GRAB: Y COMPOSITE: N DATE: 8/3/2011 TIME: 14:30

FIELD READINGS / OBSERVATIONS

	Turb (NTU): 275	Color:	slight orange
		Odor:	None

pH: 7.17 Temperature (°C): 13.63 DO (mg/L): 0.7 Specific Conductivity (mS/cm): 1.08

GENERAL INFORMATION

SUN/OVERCAST: Overcast PERCIPITATION: Y WIND DIRECTION: N AMBIENT TEMP (°F): 75

SHIPPED VIA: Lab Pickup

SHIPPED TO: Testamerica

SAMPLER: EC Cmt: Cr+6

CONTAINER		PRESERVATIVE	ANALYTICAL METHOD	ANALYSIS
SIZE/TYPE	*NUMBER*			
1L/Amber	1	4C	8330	Explo
1L/Amber	2	4C	8270	SVOC
1L/Amber	2	4C	8082	PCB
250ml/Poly	1	H2SO4	353.2	NO3/NO2
1L/Poly	1	HNO3	6010/6020/7470	Metals
1L/Amber	2	4C	353.2/8330	Propellants
40ml/Vial	3	HCl	8260	VOC
1L/Amber	2	4C	8081	Pest

MONITOR WELL PURGING FORM

PROJECT NAME: **RVAAP** PROJECT NUMBER: **030240.0006**

LOCATION: LOADLINE 12 DATE: 8/2/2011 START TIME: 10:43

WELL ID: LL12mw-182

WELL DEPTH: _____ INITIAL WATER LEVEL: 11.98

WELL DIAMETER _____ SCREEN INTERVAL: 25.2 - 35.2

PUMP/PURGING DEVICE: BP - BLADDER PUMP PUMP INTAKE DEPTH: 30.2

PUMP READINGS: Throttle: 50 Recharge: 12 Discharge: 3

COMMENTS Clear Odor:None

TIME	WATER LEVEL (btoc)	PURGE RATE L/min)	VOLUME PURGED (L)	TEMP. (°C)	SPECIFIC CONDUCT. (mS/cm)	DO (mg/L)	pH	Turb (NTU)
10:45	11.76	0.2	0.25	13.52	1.76	7.28	7.09	395
10:48	12.20	0.18	0.54	13.19	1.74	8.3	7.16	377
10:51	12.40	0.18	0.54	13.09	1.64	8.74	7.19	378

Note: Condition of the well: See STATIC WATER LEVEL FORM

Field Personnel: CAL

FIELD SAMPLING REPORT

PROJECT: **RVAAP** LOCATION: **LOADLINE 12** PROJECT NO.: **030240.0006**

SAMPLE INFORMATION

WELL: LL12mw-182 SampleID: FWGLL12mw-182C-1784-GW/GF DuplID:

SplitID: RinseID:

MATRIX: WG - Ground Water SAMPLING METHOD: BP - Bladder Pump MS/MSD: N

GRAB: Y COMPOSITE: N DATE: 8/2/2011 TIME: 11:02

FIELD READINGS / OBSERVATIONS

	Turb (NTU): 356	Color:	Clear
		Odor:	None

pH: 7.19 Temperature (°C): 13.02 DO (mg/L): 9 Specific Conductivity (mS/cm): 1.63

GENERAL INFORMATION

SUN/OVERCAST: Sunny PERCIPITATION: N WIND DIRECTION: N AMBIENT TEMP (°F): 85

SHIPPED VIA: Lab Pickup

SHIPPED TO: Testamerica

SAMPLER: CAL Cmt: Cr+6

CONTAINER		PRESERVATIVE	ANALYTICAL METHOD	ANALYSIS
SIZE/TYPE	*NUMBER*			
1L/Poly	2	HNO3	6010/6020/7470	Metals
40ml/Vial	3	HCl	8260	VOC
1L/Amber	2	4C	8270	SVOC
1L/Amber	2	4C	8081	Pest
1L/Amber	2	4C	8082	PCB
1L/Amber	1	4C	8330	Explo
250ml/Poly	1	H2SO4	353.2	NO3/NO2
1L/Amber	2	4C	353.2/8330	Propellants

MONITOR WELL PURGING FORM

PROJECT NAME: **RVAAP** PROJECT NUMBER: **030240.0006**

LOCATION: LOADLINE 12 DATE: 8/2/2011 START TIME: 12:02

WELL ID: LL12mw-183

WELL DEPTH: _____ INITIAL WATER LEVEL: 13.88

WELL DIAMETER _____ SCREEN INTERVAL: 23.3 - 33.3

PUMP/PURGING DEVICE: BP - BLADDER PUMP PUMP INTAKE DEPTH: 28.3

PUMP READINGS: Throttle: 50 Recharge: 12 Discharge: 3

COMMENTS tint Odor:None

TIME	WATER LEVEL (btoc)	PURGE RATE L/min)	VOLUME PURGED (L)	TEMP. (°C)	SPECIFIC CONDUCT. (mS/cm)	DO (mg/L)	pH	Turb (NTU)
12:04	13.40	0.2	0.25	16.23	7.08	9.1	8.05	277
12:07	13.65	0.2	0.6	15.26	2.83	1.83	7.47	229
12:10	13.79	0.2	0.6	14.31	2.6	0.87	7.33	184
12:13	13.90	0.19	0.57	14.2	2.02	0.68	7.22	228
12:16	14.14	0.19	0.57	14.01	1.98	0.47	7.22	260
12:19	14.30	0.19	0.57	14.13	1.84	0.43	7.2	265

Note: Condition of the well: See STATIC WATER LEVEL FORM

Field Personnel: CAL

FIELD SAMPLING REPORT

PROJECT: **RVAAP** LOCATION: **LOADLINE 12** PROJECT NO.: **030240.0006**

SAMPLE INFORMATION

WELL: LL12mw-183 SampleID: FWGLL12mw-183C-1785-GW/GF DuplID:

SplitID: RinseID:

MATRIX: WG - Ground Water SAMPLING METHOD: BP - Bladder Pump MS/MSD: N

GRAB: Y COMPOSITE: N DATE: 8/2/2011 TIME: 12:22

FIELD READINGS / OBSERVATIONS

	Turb (NTU):	254	Color: tint
			Odor: None

pH: 7.2 Temperature (°C): 14.2 DO (mg/L): 0.39 Specific Conductivity (mS/cm): 1.64

GENERAL INFORMATION

SUN/OVERCAST: Sunny PERCIPITATION: N WIND DIRECTION: N AMBIENT TEMP (°F): 83

SHIPPED VIA: Lab Pickup

SHIPPED TO: Testamerica

SAMPLER: CAL Cmt: Cr+6

CONTAINER		PRESERVATIVE	ANALYTICAL METHOD	ANALYSIS
SIZE/TYPE	*NUMBER*			
250ml/Poly	1	H2SO4	353.2	NO3/NO2
1L/Amber	2	4C	8270	SVOC
1L/Amber	2	4C	8081	Pest
1L/Amber	2	4C	8082	PCB
1L/Amber	1	4C	8330	Explo
1L/Amber	2	4C	353.2/8330	Propellants
1L/Poly	2	HNO3	6010/6020/7470	Metals
40ml/Vial	3	HCl	8260	VOC

MONITOR WELL PURGING FORM

PROJECT NAME: **RVAAP** PROJECT NUMBER: **030240.0006**

LOCATION: LOADLINE 12 DATE: 8/3/2011 START TIME: 14:46

WELL ID: LL12mw-184

WELL DEPTH: INITIAL WATER LEVEL: 13.3

WELL DIAMETER SCREEN INTERVAL: 18.8 - 28.8

PUMP/PURGING DEVICE: BP - BLADDER PUMP PUMP INTAKE DEPTH: 23.8

PUMP READINGS: Throttle: 50 Recharge: 12 Discharge: 3

COMMENTS orange susp. solids, extra purge due to high ss/turb orange Odor:None

TIME	WATER LEVEL (btoc)	PURGE RATE L/min)	VOLUME PURGED (L)	TEMP. (°C)	SPECIFIC CONDUCT. (mS/cm)	DO (mg/L)	pH	Turb (NTU)
14:57	13.30	0.2	0.25	16.46	2.03	3.84	7.07	930
15:00	13.41	0.2	0.6	13.71	2.4	9	6.9	-5
15:03	13.50	0.2	0.6	12.88	2.51	8.79	6.87	901
15:06	13.62	0.2	0.6	12.7	2.51	8.5	6.84	758
15:09	13.74	0.2	0.6	12.5	2.43	8.22	6.83	687
15:12	13.87	0.2	0.6	12.71	2.31	7.84	6.82	573

Note: Condition of the well: See STATIC WATER LEVEL FORM

Field Personnel: CAL

FIELD SAMPLING REPORT

PROJECT: **RVAAP** LOCATION: **LOADLINE 12** PROJECT NO.: **030240.0006**

SAMPLE INFORMATION

WELL: LL12mw-184 SampleID: FWGLL12mw-184C-1786-GWVGF DuplID: _____

SplitID: _____ RinseID: _____

MATRIX: WG - Ground Water SAMPLING METHOD: BP - Bladder Pump MS/MSD: N

GRAB: Y COMPOSITE: N DATE: 8/3/2011 TIME: 15:14

FIELD READINGS / OBSERVATIONS

	Turb (NTU): 483	Color:	orange
		Odor:	None

pH: 6.81 Temperature (°C): 12.53 DO (mg/L): 7.66 Specific Conductivity (mS/cm): 2.25

GENERAL INFORMATION

SUN/OVERCAST: Overcast PERCIPITATION: N WIND DIRECTION: N AMBIENT TEMP (°F): 80

SHIPPED VIA: Lab Pickup

SHIPPED TO: Testamerica

SAMPLER: CAL Cmt: Cr+6, orange susp. Solids

CONTAINER		PRESERVATIVE	ANALYTICAL METHOD	ANALYSIS
SIZE/TYPE	*NUMBER*			
250ml/Poly	1	H2SO4	353.2	NO3/NO2
1L/Amber	2	4C	8270	SVOC
1L/Poly	2	HNO3	6010/6020/7470	Metals
1L/Amber	1	4C	8330	Explo
1L/Amber	2	4C	353.2/8330	Propellants
1L/Amber	2	4C	8081	Pest
40ml/Vial	3	HCl	8260	VOC
1L/Amber	2	4C	8082	PCB

MONITOR WELL PURGING FORM

PROJECT NAME: **RVAAP** PROJECT NUMBER: **030240.0006**

LOCATION: LOADLINE 12 DATE: 8/2/2011 START TIME: 14:33

WELL ID: LL12mw-185

WELL DEPTH: _____ INITIAL WATER LEVEL: 7.83

WELL DIAMETER _____ SCREEN INTERVAL: 10.8 - 20.8

PUMP/PURGING DEVICE: BP - BLADDER PUMP PUMP INTAKE DEPTH: 15.8

PUMP READINGS: Throttle: 40 Recharge: 11 Discharge: 4

COMMENTS Clear Odor:None

TIME	WATER LEVEL (btoc)	PURGE RATE L/min)	VOLUME PURGED (L)	TEMP. (°C)	SPECIFIC CONDUCT. (mS/cm)	DO (mg/L)	pH	Turb (NTU)
14:35	8.41	0.2	0.5	16.93	4.86	1.6	6.45	68.1
14:38	8.82	0.2	0.6	16.36	4.77	1.4	6.57	60.6
14:41	9.24	0.2	0.6	16.09	4.76	0.9	6.64	54.3
14:44	9.58	0.2	0.6	15.78	4.69	0.8	6.68	44.3
14:47	9.93	0.2	0.6	15.81	4.7	0.8	6.7	29.2

Note: Condition of the well: See STATIC WATER LEVEL FORM

Field Personnel: EC

FIELD SAMPLING REPORT

PROJECT: **RVAAP** LOCATION: **LOADLINE 12** PROJECT NO.: **030240.0006**

SAMPLE INFORMATION

WELL: LL12mw-185 SampleID: FWGLL12mw-185C-1787-GW/GF DupliID:

SplitID: RinseID:

MATRIX: WG - Ground Water SAMPLING METHOD: BP - Bladder Pump MS/MSD: N

GRAB: **Y** COMPOSITE: **N** DATE: 8/2/2011 TIME: 14:55

FIELD READINGS / OBSERVATIONS

	Turb (NTU): 35.4	Color:	Clear
		Odor:	None

pH: 6.72 Temperature (°C): 15.93 DO (mg/L): 0.8 Specific Conductivity (mS/cm): 4.71

GENERAL INFORMATION

SUN/OVERCAST: Sunny PERCIPITATION: N WIND DIRECTION: N AMBIENT TEMP (°F): 85

SHIPPED VIA: Lab Pickup

SHIPPED TO: Testamerica

SAMPLER: EC Cmt: Cr+6

CONTAINER		PRESERVATIVE	ANALYTICAL METHOD	ANALYSIS
SIZE/TYPE	*NUMBER*			
40ml/Vial	3	HCl	8260	VOC
1L/Amber	2	4C	8270	SVOC
1L/Amber	2	4C	8081	Pest
1L/Amber	2	4C	8082	PCB
1L/Amber	1	4C	8330	Explo
1L/Amber	2	4C	353.2/8330	Propellants
1L/Poly	1	HNO3	6010/6020/7470	Metals
250ml/Poly	1	H2SO4	353.2	NO3/NO2

MONITOR WELL PURGING FORM

PROJECT NAME: **RVAAP** PROJECT NUMBER: **030240.0006**

LOCATION: LOADLINE 12 DATE: 8/3/2011 START TIME: 15:08

WELL ID: LL12mw-186

WELL DEPTH: _____ INITIAL WATER LEVEL: 7.9

WELL DIAMETER _____ SCREEN INTERVAL: 8.8 - 18.8

PUMP/PURGING DEVICE: BP - BLADDER PUMP PUMP INTAKE DEPTH: 13.8

PUMP READINGS: Throttle: 30 Recharge: 10 Discharge: 5

COMMENTS Clear Odor:None

TIME	WATER LEVEL (btoc)	PURGE RATE L/min)	VOLUME PURGED (L)	TEMP. (°C)	SPECIFIC CONDUCT. (mS/cm)	DO (mg/L)	pH	Turb (NTU)
15:10	8.11	0.2	0.2	16.9	1.14	3.4	5.86	96
15:13	8.38	0.2	0.6	16.5	1.14	1.7	5.96	99
15:16	8.88	0.2	0.6	16.2	1.13	3.4	6	100
15:19	9.21	0.2	0.6	16.1	1.13	2.2	5.98	100

Note: Condition of the well: See STATIC WATER LEVEL FORM

Field Personnel: AD

FIELD SAMPLING REPORT

PROJECT: RVAAP LOCATION: LOADLINE 12 PROJECT NO.: 030240.0006

SAMPLE INFORMATION

WELL: LL12mw-186 SampleID: FWGLL12mw-186C-1788-GW/GF DuplID:

SplitID: RinseID:

MATRIX: WG - Ground Water SAMPLING METHOD: BP - Bladder Pump MS/MSD: N

GRAB: Y COMPOSITE: N DATE: 8/3/2011 TIME: 15:19

FIELD READINGS / OBSERVATIONS

	Turb (NTU): 100	Color:	Clear
		Odor:	None

pH: 5.98 Temperature (°C): 16.1 DO (mg/L): 2.1 Specific Conductivity (mS/cm): 1.12

GENERAL INFORMATION

SUN/OVERCAST: Overcast PERCIPITATION: Y WIND DIRECTION: N AMBIENT TEMP (°F): 85

SHIPPED VIA: Lab Pickup

SHIPPED TO: Testamerica

SAMPLER: AD Cmt: Cr+6

CONTAINER		PRESERVATIVE	ANALYTICAL METHOD	ANALYSIS
SIZE/TYPE	*NUMBER*			
1L/Poly	2	HNO3	6010/6020/7470	Metals
1L/Amber	2	4C	8270	SVOC
1L/Amber	2	4C	8081	Pest
1L/Amber	2	4C	8082	PCB
40ml/Vial	3	HCl	8260	VOC
1L/Amber	2	4C	353.2/8330	Propellants
250ml/Poly	1	H2SO4	353.2	NO3/NO2
1L/Amber	1	4C	8330	Explo

MONITOR WELL PURGING FORM

PROJECT NAME: **RVAAP** PROJECT NUMBER: **030240.0006**

LOCATION: LOADLINE 12 DATE: 8/3/2011 START TIME: 12:12

WELL ID: LL12mw-187

WELL DEPTH: _____ INITIAL WATER LEVEL: 10.7

WELL DIAMETER _____ SCREEN INTERVAL: 17.2 - 27.2

PUMP/PURGING DEVICE: BP - BLADDER PUMP PUMP INTAKE DEPTH: 22.2

PUMP READINGS: Throttle: 50 Recharge: 12 Discharge: 3

COMMENTS Clear Odor:None

TIME	WATER LEVEL (btoc)	PURGE RATE L/min)	VOLUME PURGED (L)	TEMP. (°C)	SPECIFIC CONDUCT. (mS/cm)	DO (mg/L)	pH	Turb (NTU)
12:17	10.81	0.2	0.25	12.44	14.5	0.91	6.33	248
12:20	10.92	0.2	0.6	12.35	13.5	0.55	6.3	179
12:23	11.02	0.2	0.6	12.28	13.6	0.64	6.29	144

Note: Condition of the well: See STATIC WATER LEVEL FORM

Field Personnel: CAL

FIELD SAMPLING REPORT

PROJECT: **RVAAP** LOCATION: **LOADLINE 12** PROJECT NO.: **030240.0006**

SAMPLE INFORMATION

WELL: LL12mw-187 SampleID: FWGLL12mw-127C-1789-GW/GF DuplID:

SplitID: RinseID:

MATRIX: WG - Ground Water SAMPLING METHOD: BP - Bladder Pump MS/MSD: N

GRAB: **Y** COMPOSITE: **N** DATE: 8/3/2011 TIME: 12:28

FIELD READINGS / OBSERVATIONS

	Turb (NTU): 113	Color:	Clear
		Odor:	None

pH: 6.28 Temperature (°C): 12.1 DO (mg/L): 0.49 Specific Conductivity (mS/cm): 13.6

GENERAL INFORMATION

SUN/OVERCAST: Overcast PERCIPITATION: Y WIND DIRECTION: N AMBIENT TEMP (°F): 80

SHIPPED VIA: Lab Pickup

SHIPPED TO: Testamerica

SAMPLER: CAL Cmt: Cr+6

CONTAINER		PRESERVATIVE	ANALYTICAL METHOD	ANALYSIS
SIZE/TYPE	*NUMBER*			
1L/Poly	2	HNO3	6010/6020/7470	Metals
40ml/Vial	3	HCl	8260	VOC
1L/Amber	2	4C	8270	SVOC
1L/Amber	2	4C	8081	Pest
1L/Amber	2	4C	8082	PCB
1L/Amber	2	4C	353.2/8330	Propellants
250ml/Poly	1	H2SO4	353.2	NO3/NO2
1L/Amber	1	4C	8330	Explo

MONITOR WELL PURGING FORM

PROJECT NAME: RVAAP PROJECT NUMBER: 030240.0006

LOCATION: LOADLINE 12 DATE: 8/2/2011 START TIME: 14:34

WELL ID: LL12mw-188

WELL DEPTH: INITIAL WATER LEVEL: 6.85

WELL DIAMETER SCREEN INTERVAL: 9.8 - 19.8

PUMP/PURGING DEVICE: BP - BLADDER PUMP PUMP INTAKE DEPTH: 14.8

PUMP READINGS: Throttle: 10 Recharge: 10 Discharge: 5

COMMENTS Clear Odor:None

TIME	WATER LEVEL (btoc)	PURGE RATE L/min)	VOLUME PURGED (L)	TEMP. (°C)	SPECIFIC CONDUCT. (mS/cm)	DO (mg/L)	pH	Turb (NTU)
14:36	7.11	0.2	0.2	18.3	1.52	6.9	6.44	140
14:39	7.23	0.2	0.6	17.9	2.51	6.7	6.54	110
14:42	7.47	0.2	0.6	17.7	1.51	6.5	6.62	120
14:45	7.69	0.2	0.6	17.7	1.5	6.4	6.68	110
14:48	7.88	0.2	0.6	18	1.49	6	6.7	110

Note: Condition of the well: See STATIC WATER LEVEL FORM

Field Personnel: AD

FIELD SAMPLING REPORT

PROJECT: **RVAAP** LOCATION: **LOADLINE 12** PROJECT NO.: **030240.0006**

SAMPLE INFORMATION

WELL: LL12mw-188 SampleID: FWGLL12mw-188C-1790-GW/GF DuplID:

SplitID: RinseID:

MATRIX: WG - Ground Water SAMPLING METHOD: BP - Bladder Pump MS/MSD: N

GRAB: **Y** COMPOSITE: **N** DATE: 8/2/2011 TIME: 14:53

FIELD READINGS / OBSERVATIONS

	Turb (NTU): 100	Color:	Clear
		Odor:	None

pH: 6.71 Temperature (°C): 18.2 DO (mg/L): 5.7 Specific Conductivity (mS/cm): 1.5

GENERAL INFORMATION

SUN/OVERCAST: Sunny PERCIPITATION: N WIND DIRECTION: N AMBIENT TEMP (°F): 90

SHIPPED VIA: Lab Pickup

SHIPPED TO: Testamerica

SAMPLER: AD Cmt: Cr+6

CONTAINER		PRESERVATIVE	ANALYTICAL METHOD	ANALYSIS
SIZE/TYPE	*NUMBER*			
250ml/Poly	1	H2SO4	353.2	NO3/NO2
1L/Poly	2	HNO3	6010/6020/7470	Metals
1L/Amber	2	4C	353.2/8330	Propellants
1L/Amber	1	4C	8330	Explo
1L/Amber	2	4C	8082	PCB
1L/Amber	2	4C	8081	Pest
1L/Amber	2	4C	8270	SVOC
40ml/Vial	3	HCl	8260	VOC

MONITOR WELL PURGING FORM

PROJECT NAME: **RVAAP** PROJECT NUMBER: **030240.0006**

LOCATION: LOADLINE 12 DATE: 8/4/2011 START TIME: 8:20

WELL ID: LL12mw-189

WELL DEPTH: _____ INITIAL WATER LEVEL: 7.1

WELL DIAMETER _____ SCREEN INTERVAL: 7.5 - 17.5

PUMP/PURGING DEVICE: BP - BLADDER PUMP PUMP INTAKE DEPTH: 12.5

PUMP READINGS: Throttle: 35 Recharge: 11 Discharge: 4

COMMENTS Clear Odor:None

TIME	WATER LEVEL (btoc)	PURGE RATE L/min)	VOLUME PURGED (L)	TEMP. (°C)	SPECIFIC CONDUCT. (mS/cm)	DO (mg/L)	pH	Turb (NTU)
8:21	8.05	0.2	0.5	14.48	1.21	1.9	6.36	167
8:24	9.06	0.2	0.6	13.87	1.17	3.2	6.51	144
8:27	9.72	0.2	0.6	14.02	1.14	3.1	6.55	122
8:30	10.17	0.2	0.6	14.17	1.13	2.9	6.59	109

Note: Condition of the well: See STATIC WATER LEVEL FORM

Field Personnel: EC

FIELD SAMPLING REPORT

PROJECT: **RVAAP** LOCATION: **LOADLINE 12** PROJECT NO.: **030240.0006**

SAMPLE INFORMATION

WELL: LL12mw-189 SampleID: FWGLL12mw-189C-1791-GW/GF DuplID:

SplitID: RinseID:

MATRIX: WG - Ground Water SAMPLING METHOD: BP - Bladder Pump MS/MSD: N

GRAB: Y COMPOSITE: N DATE: 8/4/2011 TIME: 8:35

FIELD READINGS / OBSERVATIONS

	Turb (NTU): 114	Color:	Clear
		Odor:	None

pH: 6.6 Temperature (°C): 14.07 DO (mg/L): 2.7 Specific Conductivity (mS/cm): 1.13

GENERAL INFORMATION

SUN/OVERCAST: Overcast PERCIPITATION: N WIND DIRECTION: N AMBIENT TEMP (°F): 70

SHIPPED VIA: Lab Pickup

SHIPPED TO: Testamerica

SAMPLER: EC Cmt: Cr+6

CONTAINER		PRESERVATIVE	ANALYTICAL METHOD	ANALYSIS
SIZE/TYPE	*NUMBER*			
1L/Amber	2	4C	8081	Pest
40ml/Vial	3	HCl	8260	VOC
250ml/Poly	1	H2SO4	353.2	NO3/NO2
1L/Amber	2	4C	8270	SVOC
1L/Amber	2	4C	8082	PCB
1L/Amber	1	4C	8330	Explo
1L/Amber	2	4C	353.2/8330	Propellants
1L/Poly	1	HNO3	6010/6020/7470	Metals

MONITOR WELL PURGING FORM

PROJECT NAME: **RVAAP** PROJECT NUMBER: **030240.0006**

LOCATION: LOADLINE 12 DATE: 8/3/2011 START TIME: 13:25

WELL ID: LL12mw-242

WELL DEPTH: _____ INITIAL WATER LEVEL: 10.33

WELL DIAMETER _____ SCREEN INTERVAL: 15.5 - 25.5

PUMP/PURGING DEVICE: BP - BLADDER PUMP PUMP INTAKE DEPTH: 20.5

PUMP READINGS: Throttle: 50 Recharge: 12 Discharge: 3

COMMENTS extra purge due to high turb tan cldy Odor:None

TIME	WATER LEVEL (btoc)	PURGE RATE L/min)	VOLUME PURGED (L)	TEMP. (°C)	SPECIFIC CONDUCT. (mS/cm)	DO (mg/L)	pH	Turb (NTU)
13:28	10.28	0.2	0.25	15.6	1.11	4.01	7.55	-5
13:31	10.34	0.2	0.6	14.38	1.01	6.38	7.42	-5
13:34	10.41	0.2	0.6	13.86	0.99	6.63	7.37	-5
13:37	10.48	0.2	0.6	13.43	0.98	6.29	7.3	899
13:40	10.52	0.2	0.6	13.38	0.97	6.32	7.28	777
13:43	10.60	0.2	0.6	13.37	0.97	6.37	7.25	732
13:46	10.68	0.2	0.6	13.38	0.96	6.4	7.23	653
13:49	10.71	0.2	0.6	13.28	0.96	6.35	7.23	584

Note: Condition of the well: See STATIC WATER LEVEL FORM

Field Personnel: CAL

FIELD SAMPLING REPORT

PROJECT: **RVAAP** LOCATION: **LOADLINE 12** PROJECT NO.: **030240.0006**

SAMPLE INFORMATION

WELL: LL12mw-242 SampleID: FWGLL12mw-242C-1792-GW/GF DupIID:

SplitID: RinseID:

MATRIX: WG - Ground Water SAMPLING METHOD: BP - Bladder Pump MS/MSD: N

GRAB: Y COMPOSITE: N DATE: 8/3/2011 TIME: 13:52

FIELD READINGS / OBSERVATIONS

	Turb (NTU):	432	Color: tan cldy
			Odor: None

pH: 7.22 Temperature (°C): 12.8 DO (mg/L): 6.19 Specific Conductivity (mS/cm): 0.97

GENERAL INFORMATION

SUN/OVERCAST: Overcast PERCIPITATION: Y WIND DIRECTION: N AMBIENT TEMP (°F): 80

SHIPPED VIA: Lab Pickup

SHIPPED TO: Testamerica

SAMPLER: CAL Cmt: Cr+6

CONTAINER		PRESERVATIVE	ANALYTICAL METHOD	ANALYSIS
SIZE/TYPE	*NUMBER*			
1L/Poly	2	HNO3	6010/6020/7470	Metals
1L/Amber	2	4C	353.2/8330	Propellants
250ml/Poly	1	H2SO4	353.2	NO3/NO2
40ml/Vial	3	HCl	8260	VOC
1L/Amber	2	4C	8270	SVOC
1L/Amber	2	4C	8081	Pest
1L/Amber	2	4C	8082	PCB
1L/Amber	1	4C	8330	Explo

MONITOR WELL PURGING FORM

PROJECT NAME: **RVAAP** PROJECT NUMBER: **030240.0006**

LOCATION: LOADLINE 12 DATE: 8/3/2011 START TIME: 10:44

WELL ID: LL12mw-243

WELL DEPTH: _____ INITIAL WATER LEVEL: 9.24

WELL DIAMETER _____ SCREEN INTERVAL: 13 - 23

PUMP/PURGING DEVICE: BP - BLADDER PUMP PUMP INTAKE DEPTH: 18.0

PUMP READINGS: Throttle: 50 Recharge: 12 Discharge: 3

COMMENTS cldy gray w/ susp. solids, extra purge due to high turb cldy gray Odor:None

TIME	WATER LEVEL (btoc)	PURGE RATE L/min)	VOLUME PURGED (L)	TEMP. (°C)	SPECIFIC CONDUCT. (mS/cm)	DO (mg/L)	pH	Turb (NTU)
10:46	9.27	0.2	0.25	14.49	1.56	2.54	6.95	-5
10:49	9.46	0.19	0.57	13.65	1.77	2.17	7.03	-5
10:52	9.67	0.19	0.57	13.37	1.8	1.49	7.02	-5
10:55	9.90	0.18	0.54	13.45	1.75	1.5	7.02	-5
10:58	10.12	0.18	0.54	13.46	1.73	1.67	7.01	-5
11:01	10.25	0.18	0.54	13.42	1.71	1.91	7.01	-5
11:04	10.33	0.18	0.54	13.4	1.72	1.87	7.01	-5
11:07	10.40	0.18	0.54	13.33	1.71	1.9	7.01	-5

Note: Condition of the well: See STATIC WATER LEVEL FORM

Field Personnel: CAL

FIELD SAMPLING REPORT

PROJECT: **RVAAP** LOCATION: **LOADLINE 12** PROJECT NO.: **030240.0006**

SAMPLE INFORMATION

WELL: LL12mw-243 SampleID: FWGLL12mw-243C-1793-GW/GF DuplID:

SplitID: RinseID:

MATRIX: WG - Ground Water SAMPLING METHOD: BP - Bladder Pump MS/MSD: N

GRAB: Y COMPOSITE: N DATE: 8/3/2011 TIME: 11:08

FIELD READINGS / OBSERVATIONS

	Turb (NTU):	-5	Color: cldy gray
			Odor: None

pH: 7 Temperature (°C): 13.37 DO (mg/L): 1.91 Specific Conductivity (mS/cm): 1.71

GENERAL INFORMATION

SUN/OVERCAST: Overcast PERCIPITATION: N WIND DIRECTION: N AMBIENT TEMP (°F): 80

SHIPPED VIA: Lab Pickup

SHIPPED TO: Testamerica

SAMPLER: CAL Cmt: Cr+6, high susp. solids, turb -5 @1130

CONTAINER		PRESERVATIVE	ANALYTICAL METHOD	ANALYSIS
SIZE/TYPE	*NUMBER*			
1L/Amber	2	4C	8082	PCB
1L/Amber	1	4C	8330	Explo
1L/Poly	2	HNO3	6010/6020/7470	Metals
1L/Amber	2	4C	8081	Pest
1L/Amber	2	4C	8270	SVOC
1L/Amber	2	4C	353.2/8330	Propellants
40ml/Vial	3	HCl	8260	VOC
250ml/Poly	1	H2SO4	353.2	NO3/NO2

MONITOR WELL PURGING FORM

PROJECT NAME: RVAAP PROJECT NUMBER: 030240.0006

LOCATION: LOADLINE 12 DATE: 8/2/2011 START TIME: 14:35

WELL ID: LL12mw-244

WELL DEPTH: INITIAL WATER LEVEL: 11.27

WELL DIAMETER SCREEN INTERVAL: 19.5 - 29.5

PUMP/PURGING DEVICE: BP - BLADDER PUMP PUMP INTAKE DEPTH: 24.5

PUMP READINGS: Throttle: 60 Recharge: 11.5 Discharge: 3.5

COMMENTS extra purge due to turb cldy gray Odor:None

TIME	WATER LEVEL (btoc)	PURGE RATE L/min)	VOLUME PURGED (L)	TEMP. (°C)	SPECIFIC CONDUCT. (mS/cm)	DO (mg/L)	pH	Turb (NTU)
14:39	11.34	0.22	0.2	13.61	1.13	7.45	7.4	-5
14:42	11.69	0.2	0.6	13.16	0.9	7.76	7.36	-5
14:45	11.88	0.2	0.6	13.14	0.944	7.48	7.37	-5
14:48	12.04	0.18	0.54	12.94	0.904	7.34	7.36	-5
14:51	12.25	0.19	0.57	12.99	0.876	7.23	7.39	-5
14:54	12.40	0.18	0.54	13.09	0.845	7.2	7.37	-5
14:57	12.56	0.18	0.54	13.03	0.79	7.29	7.37	-5
15:00	12.78	0.18	0.54	13.16	0.801	7.336	7.36	-5

Note: Condition of the well: See STATIC WATER LEVEL FORM

Field Personnel: CAL

FIELD SAMPLING REPORT

PROJECT: **RVAAP** LOCATION: **LOADLINE 12** PROJECT NO.: **030240.0006**

SAMPLE INFORMATION

WELL: LL12mw-244 SampleID: FWGLL12mw-244C-1794-GW/GF DuplID:

SplitID: RinseID:

MATRIX: WG - Ground Water SAMPLING METHOD: BP - Bladder Pump MS/MSD: N

GRAB: **Y** COMPOSITE: **N** DATE: 8/2/2011 TIME: 15:02

FIELD READINGS / OBSERVATIONS

	Turb (NTU): -5	Color:	cldy gray
		Odor:	None

pH: 7.35 Temperature (°C): 13.78 DO (mg/L): 7.44 Specific Conductivity (mS/cm): 0.8

GENERAL INFORMATION

SUN/OVERCAST: Sunny PERCIPITATION: N WIND DIRECTION: N AMBIENT TEMP (°F): 80

SHIPPED VIA: Lab Pickup

SHIPPED TO: Testamerica

SAMPLER: CAL Cmt: Cr+6, multiple turb readings =-5 through 1530, silty gray susp. Solids

CONTAINER		PRESERVATIVE	ANALYTICAL METHOD	ANALYSIS
SIZE/TYPE	*NUMBER*			
250ml/Poly	1	H2SO4	353.2	NO3/NO2
40ml/Vial	3	HCl	8260	VOC
1L/Poly	2	HNO3	6010/6020/7470	Metals
1L/Amber	1	4C	8330	Explo
1L/Amber	2	4C	8082	PCB
1L/Amber	2	4C	8081	Pest
1L/Amber	2	4C	8270	SVOC
1L/Amber	2	4C	353.2/8330	Propellants

MONITOR WELL PURGING FORM

PROJECT NAME: **RVAAP** PROJECT NUMBER: **030240.0006**

LOCATION: LOADLINE 12 DATE: 8/3/2011 START TIME: 10:40

WELL ID: LL12mw-245

WELL DEPTH: _____ INITIAL WATER LEVEL: 7.53

WELL DIAMETER _____ SCREEN INTERVAL: 18 - 28

PUMP/PURGING DEVICE: BP - BLADDER PUMP PUMP INTAKE DEPTH: 23.0

PUMP READINGS: Throttle: 45 Recharge: 11 Discharge: 4

COMMENTS Clear Odor:None

TIME	WATER LEVEL (btoc)	PURGE RATE L/min)	VOLUME PURGED (L)	TEMP. (°C)	SPECIFIC CONDUCT. (mS/cm)	DO (mg/L)	pH	Turb (NTU)
10:42	8.22	0.2	0.5	14.76	1.06	2.3	6.85	265
10:45	9.01	0.2	0.6	13.85	1.02	3.3	6.97	276
10:48	9.63	0.2	0.6	13.88	1.01	3.8	7.02	235
10:51	10.22	0.2	0.6	13.48	1.01	5	7.06	222
10:54	10.75	0.2	0.6	13.25	1	5.8	7.09	188

Note: Condition of the well: See STATIC WATER LEVEL FORM

Field Personnel: EC

FIELD SAMPLING REPORT

PROJECT: **RVAAP** LOCATION: **LOADLINE 12** PROJECT NO.: **030240.0006**

SAMPLE INFORMATION

WELL: LL12mw-245 SampleID: FWGLL12mw-245C-1795-GW/GF DuplID: FWGLL12mw-DUP4-1802-GW/GF

SplitID: FWGLL12mw-245C-1797S-GW/GF RinseID:

MATRIX: WG - Ground Water SAMPLING METHOD: BP - Bladder Pump MS/MSD: N

GRAB: Y COMPOSITE: N DATE: 8/3/2011 TIME: 11:00

FIELD READINGS / OBSERVATIONS

	Turb (NTU): 172	Color:	Clear
		Odor:	None

pH: 7.13 Temperature (°C): 13.17 DO (mg/L): 5.4 Specific Conductivity (mS/cm): 1

GENERAL INFORMATION

SUN/OVERCAST: Overcast PERCIPITATION: N WIND DIRECTION: N AMBIENT TEMP (°F): 75

SHIPPED VIA: Lab PU/FedEx

SHIPPED TO: Multiple Labs

SAMPLER: EC Cmt: Cr+6

CONTAINER		PRESERVATIVE	ANALYTICAL METHOD	ANALYSIS
SIZE/TYPE	*NUMBER*			
1L/Amber	5	4C	8081	Pest
1L/Amber	5	4C	8270	SVOC
40ml/Vial	9	HCl	8260	VOC
1L/Amber	4	4C	8330	Explo
1L/Amber	7	4C	353.2/8330	Propellants
1L/Poly	3	HNO3	6010/6020/7470	Metals
1L/Amber	5	4C	8082	PCB
250ml/Poly	3	H2SO4	353.2	NO3/NO2

MONITOR WELL PURGING FORM

PROJECT NAME: **RVAAP** PROJECT NUMBER: **030240.0006**

LOCATION: LOADLINE 12 DATE: 8/2/2011 START TIME: 13:20

WELL ID: LL12mw-246

WELL DEPTH: _____ INITIAL WATER LEVEL: 17.28

WELL DIAMETER _____ SCREEN INTERVAL: 21.5 - 31.5

PUMP/PURGING DEVICE: BP - BLADDER PUMP PUMP INTAKE DEPTH: 26.5

PUMP READINGS: Throttle: 50 Recharge: 11.5 Discharge: 2.5

COMMENTS Clear Odor:None

TIME	WATER LEVEL (btoc)	PURGE RATE L/min)	VOLUME PURGED (L)	TEMP. (°C)	SPECIFIC CONDUCT. (mS/cm)	DO (mg/L)	pH	Turb (NTU)
13:22	17.60	0.21	0.25	14.31	1.57	1.4	7.14	762
13:25	17.81	0.18	0.54	13.01	2.12	0.79	7.11	641
13:28	18.04	0.18	0.54	12.66	1.85	0.39	7.07	566
13:31	18.20	0.18	0.54	12.88	1.66	0.3	7.05	515
13:34	18.36	0.18	0.54	12.74	1.67	0.27	7.04	483
13:37	18.53	0.18	0.54	12.69	1.62	0.24	7.04	491

Note: Condition of the well: See STATIC WATER LEVEL FORM

Field Personnel: CAL

FIELD SAMPLING REPORT

PROJECT: **RVAAP** LOCATION: **LOADLINE 12** PROJECT NO.: **030240.0006**

SAMPLE INFORMATION

WELL: LL12mw-246 SampleID: FWGLL12mw-246C-1796-GW/GF DuplID:

SplitID: RinseID:

MATRIX: WG - Ground Water SAMPLING METHOD: BP - Bladder Pump MS/MSD: N

GRAB: Y COMPOSITE: N DATE: 8/2/2011 TIME: 13:48

FIELD READINGS / OBSERVATIONS

	Turb (NTU): 480	Color:	Clear
		Odor:	None

pH: 7.03 Temperature (°C): 12.8 DO (mg/L): 0.22 Specific Conductivity (mS/cm): 1.65

GENERAL INFORMATION

SUN/OVERCAST: Sunny PERCIPITATION: N WIND DIRECTION: NW AMBIENT TEMP (°F): 80

SHIPPED VIA: Lab Pickup

SHIPPED TO: Testamerica

SAMPLER: CAL Cmt: Cr+6

CONTAINER		PRESERVATIVE	ANALYTICAL METHOD	ANALYSIS
SIZE/TYPE	*NUMBER*			
1L/Poly	2	HNO3	6010/6020/7470	Metals
1L/Amber	2	4C	353.2/8330	Propellants
1L/Amber	1	4C	8330	Explo
250ml/Poly	1	H2SO4	353.2	NO3/NO2
1L/Amber	2	4C	8082	PCB
1L/Amber	2	4C	8081	Pest
1L/Amber	2	4C	8270	SVOC
40ml/Vial	3	HCl	8260	VOC

Daily QC Records

Date: 1-Aug

S	X M	T	W	T	F	S

DAILY QUALITY CONTROL REPORT

COE Project Manager Glen Beckham

Project Ravenna Army Ammunition Plant Groundwater Monitoring

Job No. 30240.0006

Contract No. W912QR-04-D-0036

Weather	Bright Sun	Clear	Over-Cast	Rain	Snow
			x	x	
Temp	To 32	32-50	50-70	70-85	85 up
			x	x	
Wind	Still	Moder	High	Report No.	
	X				
Humidity	Dry	Moder	Humid	080111	
		x	x		

SUB-CONTRACTORS ON SITE:

Environmental Quality Management, Inc.

EQUIPMENT ON SITE:

Four water quality meters (Horiba-U22's); One multigas detector (MSA); Four bladder pumps w/ associated controllers and compressors.

WORK PERFORMED (INCLUDING SAMPLING):

Arrive at Building 1036, unload/load and organize equipment.
Water level collection, Purge and sample work completed at the wells. Samples were collected at the following LL1mw-081, LL1mw-083, LL1mw-085, LL1mw-082, LL1mw-084, LL1mw-065, LL1mw-060.

Field duplicate and QA split samples were collected from LL1-065. Additionally, a field rinsate was collected by Team # 2. Extra volume was collected from LL1mw-081 to be designated for matrix spike/matrix spike duplicate analysis at the laboratory.

Project	Ravenna Army Ammunition Plant Groundwater Monitorin	Report No.	080111
Job No.	30240.0006	Date:	8/1/2011

QUALITY CONTROL ACTIVITIES (INCLUDING FIELD CALIBRATIONS):

All field equipment was calibrated prior to mobilizing to the field. Water quality meters were checked with DO and pH 7 then calibrated with AutoCal Solution - certified values are: Conductivity - 4.49 mS/cm; Turbidity - 0 NTU; pH - 4.0 and 7.0 su.
Multigas detector calibrated with Zero Air Standard and 100 ppm Isobutylene. All field equipment was within calibration criteria.

HEALTH AND SAFETY LEVELS AND ACTIVITIES:
H&S briefing conducted prior to mobilizing to the field. All personnel to don modified Level 4 PPE (i.e. steel-toed shoes, safety glasses, & nitrile gloves). First Aid kits were included in each vehicle, & personnel were made aware of eyewash station locations.
Each team was equipped with a cellular phone. Personnel were instructed to hydrate frequently and watch for signs of heat/cold stress. Personnel were also instructed to be alert for storms, poisonous plants, stinging insect, ticks, and roaming deer.

PROBLEMS ENCOUNTERED/CORRECTIVE ACTION (S) TAKEN:

Bailed LL1mw-085 due to bent casing.

SPECIAL NOTES:

N/A

TOMORROWS EXPECTATIONS:

Expectations for tomorrow are to safely and correctly collect samples from a minimum of 9 wells.

Date: 2-Aug

S	M	T	W	T	F	S
		X				

DAILY QUALITY CONTROL REPORT

COE Project Manager Glen Beckham

Project Ravenna Army Ammunition Plant Groundwater Monitoring

Job No. 30240.0006

Contract No. W912QR-04-D-0036

Weather	Bright Sun	Clear	Over-Cast	Rain	Snow
			x		X
Temp	To 32	32-50	50-70	70-85	85 up
			x	x	
Wind	Still	Moder	High	Report No.	
	X				
Humidity	Dry	Moder	Humid	8-2-11	
		x			

SUB-CONTRACTORS ON SITE:

Environmental Quality Management, Inc.

EQUIPMENT ON SITE:

Four water quality meters (Horiba-U22's); One multigas detector (MSA); Four bladder pumps w/ associated controllers and compressors.

WORK PERFORMED (INCLUDING SAMPLING):

Arrive at Building 1036, unload/load and organize equipment.
Purge and sample work completed at the wells. Samples were collected at the following locations:
LL2mw-059, LL2mw-060, LL2mw-265, LL1mw-079, LL1mw-063, LL12mw-107, LL12mw-113, LL12mw-188, LL12mw-185, LL12mw-182, LL12mw-183, LL12mw-246, LL12mw-244

Field duplicate and QA split samples were collected from LL12mw-107. Extra volume was collected from LL2mw-265 to be designated for matrix spike/matrix spike duplicate analysis at the laboratory. Additionally, a field rinsate was collected by Team # 3.

Project	Ravenna Army Ammunition Plant Groundwater Monitorin	Report No.	8-2-11
Job No.	30240.0006	Date:	8/2/2011

QUALITY CONTROL ACTIVITIES (INCLUDING FIELD CALIBRATIONS):

All field equipment was calibrated prior to mobilizing to the field. Water quality meters were calibrated with AutoCal Solution - certified values are: Conductivity - 4.49 mS/cm; Turbidity - 0 NTU; pH - 4.0 and 7.0 su. Multigas detector calibrated with Zero Air Standard and 100 ppm Isobutylene. All field equipment was within calibration criteria.

HEALTH AND SAFETY LEVELS AND ACTIVITIES:

H&S briefing conducted prior to mobilizing to the field. All personnel to don modified Level 4 PPE (i.e. steel-toed shoes, safety glasses, & nitrile gloves). First Aid kits were included in each vehicle, & personnel were made aware of eyewash station locations.

Each team was equipped with a cellular phone. Personnel were instructed to hydrate frequently and watch for signs of heat/cold stress. Personnel were also instructed to be alert for storms, poisonous plants, stinging insect, ticks, and roaming deer.

PROBLEMS ENCOUNTERED/CORRECTIVE ACTION (S) TAKEN:

N/A

SPECIAL NOTES:

N/A

TOMORROWS EXPECTATIONS:

Expectations for tomorrow are to safely and correctly collect samples from a minimum of 9 wells.

Date: 3-Aug

S	M	T	X W	T	F	S

DAILY QUALITY CONTROL REPORT

COE Project Manager: Glen Beckham

Project: Ravenna Army Ammunition Plant Groundwater Monitoring

Job No.: 30240.0006

Contract No.: W912QR-04-D-0036

Weather	Bright Sun	Clear	Over-Cast	Rain	Snow
			X	X	
Temp	To 32	32-50	50-70	70-85	85 up
				X	
Wind	Still	Moder	High	Report No.	
	X				
Humidity	Dry	Moder	Humid		
			X	8-3-11	

SUB-CONTRACTORS ON SITE:

Environmental Quality Management, Inc.

EQUIPMENT ON SITE:

Four water quality meters (Horiba-U22's); One multigas detector (MSA); Four bladder pumps w/ associated controllers and compressors.

WORK PERFORMED (INCLUDING SAMPLING):

Arrive at Building 1036, unload/load and organize equipment.
Purge and sample work completed at the wells. Samples were collected at the following locations:
LL3mw-234, LL3mw-235, LL3mw-238, LL12mw-245, LL12mw-154, LL12mw-153, LL12mw-243, LL12mw-187, LL12mw-242, LL12mw-184, LL12mw-128, LL12mw-088, LL12mw-186

Field duplicate and QA split samples were collected from LL2mw-234 and LL12mw-245. Extra volume was collected from LL12mw-128 and LL12mw-088 to be designated for matrix spike/matrix spike duplicate analysis at the laboratory.
Additionally, a field rinsate was collected by Team #1.

Project	Ravenna Army Ammunition Plant Groundwater Monitorin	Report No.	8-3-11
Job No.	30240.0006	Date:	8/3/2011

QUALITY CONTROL ACTIVITIES (INCLUDING FIELD CALIBRATIONS):

All field equipment was calibrated prior to mobilizing to the field. Water quality meters were calibrated with AutoCal Solution - certified values are: Conductivity - 4.49 mS/cm; Turbidity - 0 NTU; pH - 4.0 and 7.0 su. Multigas detector calibrated with Zero Air Standard and 100 ppm Isobutylene. All field equipment was within calibration criteria.

HEALTH AND SAFETY LEVELS AND ACTIVITIES:

H&S briefing conducted prior to mobilizing to the field. All personnel to don modified Level 4 PPE (i.e. steel-toed shoes, safety glasses, & nitrile gloves). First Aid kits were included in each vehicle, & personnel were made aware of eyewash station locations.

Each team was equipped with a cellular phone. Personnel were instructed to hydrate frequently and watch for signs of heat/cold stress. Personnel were also instructed to be alert for storms, poisonous plants, stinging insect, ticks, and roaming deer.

PROBLEMS ENCOUNTERED/CORRECTIVE ACTION (S) TAKEN:

N/A

SPECIAL NOTES:

N/A

TOMORROWS EXPECTATIONS:

Expectations for tomorrow are to safely and correctly collect samples from the remaining wells.

Date: 4-Aug

S	M	T	W	T	F	S
				X		

DAILY QUALITY CONTROL REPORT

COE Project Manager Glen Beckham

Project Ravenna Army Ammunition Plant Groundwater Monitoring

Job No. 30240.0006

Contract No. W912QR-04-D-0036

Weather	Bright Sun	Clear	Over-Cast	Rain	Snow
			x		
Temp	To 32	32-50	50-70	70-85	85 up
			x	x	
Wind	Still	Moder	High	Report No.	
	X				
Humidity	Dry	Moder	Humid		
			x	8-4-11	

SUB-CONTRACTORS ON SITE:

Environmental Quality Management, Inc.

EQUIPMENT ON SITE:

Four water quality meters (Horiba-U22's); One multigas detector (MSA); Four bladder pumps w/ associated controllers and compressors.

WORK PERFORMED (INCLUDING SAMPLING):

Arrive at Building 1036, unload/load and organize equipment.
Purge and sample work completed at the wells. Samples were collected at the following locations: LL12mw-189, LL3mw-241, LL12mw-236 and the IDW samples (MWPURGE and MWDECON).

Additionally, a field rinseate was collected by Team #1. Packed equipment for return back to Cincinnati, and cleaned Building 1036 while waiting for lab to arrive. Demobilization.

Project	Ravenna Army Ammunition Plant Groundwater Monitorin	Report No.	8-4-11
Job No.	30240.0006	Date:	8/4/2011

QUALITY CONTROL ACTIVITIES (INCLUDING FIELD CALIBRATIONS):

All field equipment was calibrated prior to mobilizing to the field. Water quality meters were calibrated with AutoCal Solution - certified values are: Conductivity - 4.49 mS/cm; Turbidity - 0 NTU; pH - 4.0 and 7.0 su. Multigas detector calibrated with Zero Air Standard and 100 ppm Isobutylene. All field equipment was within calibration criteria.

HEALTH AND SAFETY LEVELS AND ACTIVITIES:

H&S briefing conducted prior to mobilizing to the field. All personnel to don modified Level 4 PPE (i.e. steel-toed shoes, safety glasses, & nitrile gloves). First Aid kits were included in each vehicle, & personnel were made aware of eyewash station locations.

Each team was equipped with a cellular phone. Personnel were instructed to hydrate frequently and watch for signs of heat/cold stress. Personnel were also instructed to be alert for storms, poisonous plants, stinging insect, ticks, and roaming deer.

PROBLEMS ENCOUNTERED/CORRECTIVE ACTION (S) TAKEN:

N/A

SPECIAL NOTES:

N/A

TOMORROWS EXPECTATIONS:

NA

APPENDIX D

DATA VERIFICATION REPORTS/ LABORATORY DATA SHEETS

Data Verification Summary

Site: Ravenna Army Ammunition Plant
Sampling Event: July 2011 **Date:** December 9, 2011
Sample Delivery Group: 240-2428-1 **Revision:** 1

Data Reviewer: Angye Dragotta /Environmental Quality Management, Inc. (EQM, Inc.)

QA/QC Summary

On August 1, 2011 the following samples were collected from groundwater-monitoring wells at Ravenna Army Ammunition Plant and analyzed as part of SDG 240-2428-1. Data analysis was performed by Test America, North Canton with the exception of the analytical for methods 8330, M8330 and TALSOPWS-WC-0050. Methods 8330, M8330 and TALSOPWS-WC-0050 were analyzed by Test America, West Sacramento.

Field Sample ID	Analytes	Method
FWGLL1mw-081c-1765-GW	VOCs Pesticides Explosives Nitroguanidine Nitrocellulose SVOCs (Nitroaromatics and Phthalates)	SW846 8260B SW846 8081A SW846 8330 SW846 M8330 TAL- SOP WS-WC-0050 SW846 8270C
FWGLL1mw-083c-1767-GW		
FWGLL1mw-085c-1769-GW		
FWGLL1mw-082c-1766-GW		
FWGLL1mw-084c-1768-GW		
FWGLL1mw-065c-1762-GW		
FWGLL1mw-080c-1764-GW		
FWGLL1mw-DUP1-1799-GW		
FWGEQUIPRinse1-1805-GW		
FWGEQUIPRinse1-1805-GW	TAL23 Metals Hexavalent Chromium	SW846 6010B/6020/7470A SW846 7196A
FWGLL1mw-081c-1765-GW	TAL23 Metals (Filtered) Hexavalent Chromium	SW846 6010B/6020/7470A SW846 7196A
FWGLL1mw-083c-1767-GW		
FWGLL1mw-085c-1769-GW		
FWGLL1mw-082c-1766-GW		
FWGLL1mw-084c-1768-GW		
FWGLL1mw-065c-1762-GW		
FWGLL1mw-080c-1764-GW		
FWGLL1mw-DUP1-1799-GW		
FWGTEAM1-Trip	VOCs	SW846 8260B
FWGTEAM2-Trip		
FWGTEAM3-Trip		

The data presented in this report were evaluated according to the ***Final Quality Assurance Project Plan Addendum for the Facility-Wide Groundwater Monitoring Program Ravenna Army Ammunition Plant Ravenna, OH, Portage Environmental, September 2004.*** The following documents will be used as needed to supplement the project documentation: ***Louisville Chemistry Guidelines, USACE, June 2002 version 5***, ***EPA National Functional Guidelines (NFG) for Organic Data Review, EPA-540/R-99-008, October 1999, NFG for Inorganic Data Review, EPA-540/R-04-004, October 2004***, Analytical Methods, and Laboratory Standard Operating Procedures. These objectives represent accuracy and precision performance goals for each analytical method.

The cooler temperatures were documented as being acceptable upon receipt..

The completeness objective for the project was 90%. The completeness objective was met for this SDG, 99.4%. Limitations, if any, on the data are indicated with qualifiers detailed below.

All analytical results have been verified against compliance requirements specified in the project QAP, LCG, associated analytical methods and/or SOPs, as appropriate. Checklists used in review of the data have been presented in Appendix 1.. Outliers have been noted below and results requiring qualification, as a result of this verification process, have been summarized in Appendix 2.

Site: Ravenna Army Ammunition Plant
Sampling Event: July 2011 **Date:** December 9, 2011
Sample Delivery Group: 240-2428-1 **Revision:** 1

VOAs - 8260B

The following QC criteria were reviewed with acceptable results, except as noted below:

- Holding times, preservation, sample handling
- Tuning criteria
- Initial Calibration Criteria including SPCC and CCC compounds
- ICV/CCV criteria
- Internal standard area counts and retention times
- MDL/ MRL verification criteria
- Method/Field/Trip blank Criteria
- Surrogate recoveries
- Field duplicate RPD criteria
- Laboratory Control Sample criteria
- Matrix Spike Recovery Criteria and RPD

MRL Recovery

- The opening MRL recovered above control limits for bromoform and bromomethane at 131% and 2-butanone at 150%.
- The closing MRL check recovered below control limits at 62%for methylene chloride and at 0% for dibromochloromethane. An MDL check was analyzed after the closing MRL check with detected results for methylene chloride and dibromochloromethane.

The methylene chloride and dibromochloromethane results for samples FWGEQUIPRinse1-1805-GW, FWGTEAM1-Trip, FWGTEAM2-Trip FWGTEAM3-Trip, FWGLL1mw-081c-1765-GW, FWGLL1mw-083c-1767-GW, FWGLL1mw-085c-1769-GW, FWGLL1mw-082c-1766-GW –GW, FWGLL1mw-084c-1768-GW, FWGLL1mw-065c-1762-GW, FWGLL1mw-DUP1-1799-GW and FWGLL1mw-080c-1764-GW were qualified as estimated, "UJ". The 2-butanone result for FWGEQUIPRinse1-1805-GW was qualified as estimated, "J".

Blanks

Trichloroethene was detected in the method blank at 0.173ug/L. The trichloroethene results for samples FWGLL1mw-085c-1769-GW and FWGTEAM1-Trip were qualified "B".

- FWGTEAM1-Trip had trichloroethene detected at 0.24ug/L.
- FWGTEAM2-Trip had acetone detected at 1.2ug/L.
- 2-butanone was detected in FWGEQUIPRinse1-1805-GW at 1.5ug/L and acetone at 12ug/L

The acetone result for samples FWGLL1mw-081c-1765-GW and FWGLL1mw-085c-1769-GW were qualified, "B. No qualifications were made for the 2-butanone and trichloroethene contamination, as there were no detected 2-butanone or trichloroethene concentrations <5x contamination reported for the associated field samples

SVOCs- 8270C

The following QC criteria were reviewed with acceptable results, except as noted below:

- Holding times, preservation, sample handling
- Tuning criteria
- Initial Calibration Criteria including SPCC and CCC compounds
- ICV/CCV criteria
- Internal standard area counts and retention times
- MDL verification criteria
- MRL verification criteria
- Method/Field blank Criteria
- Surrogate recoveries
- Field duplicate RPD criteria
- Laboratory Control Sample criteria
- Matrix Spike Recovery Criteria and RPD

Surrogate Recovery

- Samples FWGLL1mw-065c-1762-GW, FWGLL1mw-081c-1765-GW, FWGLL1mw-DUP1-1799-GW, FWGEQUIPRinse1-1805-GW, FWGLL1mw-080c-1764-GW and FWGLL1mw-083c-1767-GW had one or more acid surrogates that recovered below control limits. No qualifications were made for the acid surrogate outliers as all target analytes are base/neutral compounds.

- The surrogate, 2-fluorobiphenyl, recovered below control limits at 47% for sample FWGEQUIPRinse1-1805-GW and at 49% for samples FWGLL1mw-080c-1764-GW and FWGLL1mw-082c-1766-GW. No qualifiers were applied, as LCG allows for one surrogate per fraction to be outside control limits without qualification.
- 2-fluorobiphenyl recovered below control limits at 45% and nitrobenzene-d5 at 47% for sample FWGLL1mw-083c-1767-GW. The sample results for FWGLL1mw-083c-1767-GW were qualified as estimated, "J/UJ".

Pesticides- 8081A

The following QC criteria were reviewed with acceptable results, except as noted below:

- Preservation, holding time and sample handling
- Initial Calibration criteria
- DDT and Endrin breakdown criteria
- Retention time criteria
- ICV criteria
- CCV Criteria
- Method/Field blank Criteria
- LCS Recoveries
- Field Duplicate Criteria
- MDL/MRL verification criteria
- Matrix Spike Recovery Criteria and RPD
- Surrogate Recoveries
- Second Column confirmation criteria

Calibration Criteria

Instrument A2HP3 8/12/11 (Tox) 4 levels only Toxaphene results for samples FWGLL1mw-081c-1765-GW, FWGLL1mw-085c-1769-GW, FWGLL1mw-082c-1766-GW, FWGLL1mw-065c-1762-GW, FWGLL1mw-080c-1764-GW, FWGLL1mw-DUP1-1799-GW and FWGEQUIPRinse1-1805-GW were qualified as unusable, "R".,

Matrix Spike Recovery

The MSD analyzed on sample FWGLL1mw-081c-1765-GW recovered below control limits at 49%. The endosulfan II result for sample FWGLL1mw-081c-1765-GW was qualified as estimated, "UJ".

Surrogate Recovery

- For samples FWGLL1mw-081c-1765-GW, FWGLL1mw-085c-1769-GW, FWGLL1mw-082c-1766-GW and FWGLL1mw-065c-1762-GW, the surrogate, DCB, recovered below control limits of 50%, but above 10%. The sample results for FWGLL1mw-081c-1765-GW, FWGLL1mw-085c-1769-GW, FWGLL1mw-082c-1766-GW, FWGLL1mw-065c-1762-GW, were qualified as estimated, "J/UJ".
- Sample FWGLL1mw-083c-1767-GW had TCMX recover above 150% and sample FWGLL1mw-084c-1768-GW had TCMX recover above 150%, but below 50% for DCB. The sample results for FWGLL1mw-084c-1768-GW were qualified as estimated, "J/UJ", as a result of surrogate outliers.

Confirmation RPD

- Sample FWGLL1mw-081c-1765-GW had detected beta-BHC at 0.0088ug/L and gamma-chlordane at 0.82ug/L. The beta-BHC confirmation column RPD was above limits at 115% and the second column confirmation for gamma chlordane was at 187%. The beta BHC and gamma chlordane results for FWGLL1mw-081c-1765-GW were qualified as estimated, "J".
- Sample FWGLL1mw-080c-1764-GW had detected beta-BHC at 0.063ug/L, with a second column RPD of 180%. The beta BHC result for FWGLL1mw-080c-1764-GW was qualified as estimated, "J".
- Sample FWGLL1mw-084c-1768-GW had detected beta-BHC at 0.16ug/L and alpha-BHC at 0.12ug/L. The beta-BHC confirmation column RPD was above limits at 146% and the second column confirmation for alpha-BHC was at 41%. The alpha and beta BHC results for FWGLL1mw-084c-1768-GW were qualified as estimated, "J".□

Metals - 6010B

The following QC criteria were reviewed with acceptable results, except as noted below:

- Holding times, preservation, sample handling
- Initial Calibration criteria

- ICV and CCV criteria
- ICB /CCBs criteria
- Method/Field blank Criteria
- MRL and MDL verification criteria
- LCS percent recovery criteria
- MS percent recovery
- Matrix Duplicate RPD criteria
- Field duplicate RPD criteria

Blanks

- The ICB analyzed 8/16/11 had potassium detected at 151ug/L. The potassium result for sampleFWGEQUIPRinse1-1805-GW was qualified "U" as the detected concentration was <5x the potassium contamination.
- The method blank had potassium detected at 158ug/L. The potassium result for sample FWGEQUIPRinse1-1805-GW was qualified, "B".
- The CCBs analyzed 8/16/11 had potassium detected from 151ug/L to 170ug/L and vanadium at 0.745ug/L. The potassium result for sampleFWGEQUIPRinse1-1805-GW was qualified "U" as the detected concentration was <5x the potassium contamination. No qualifications were made vanadium contamination as there were no detected vanadium concentration reported that were bracketed by the outlier CCB

No qualifications were made for ICP or ICPMS due to negative blanks greater than ½ MRL, since the LCG doesn't specifically address negative blank values.

Metals - 6020

The following QC criteria were reviewed with acceptable results, except as noted below:

- Holding times, preservation, sample handling
- Initial Calibration criteria
- ICV and CCV criteria
- ICB /CCBs criteria
- Method/Field blank Criteria
- MRL and MDL verification criteria
- LCS percent recovery criteria
- MS percent recovery
- Matrix Duplicate RPD criteria
- Field duplicate RPD criteria

Blanks

- The method blank had thallium detected at 0.198ug/L and sodium at 15.8ug/L. The sodium results for sample FWGEQUIPRinse1-1805-GW was qualified, "B". The thallium results for samples FWGLL1mw-083c-1767-GF, FWGLL1mw-085c-1769-GF, FWGLL1mw-082c-1766-GF, FWGLL1mw-084c-1768-GF, FWGEQUIPRinse1-1805-GW, FWGLL1mw-065c-1762-GF, FWGLL1mw-DUP1-1799-GF and FWGLL1mw-080c-1764-GF were qualified, "B".
- The equipment rinse, FWGEQUIPRinse1-1805-GW had sodium detected at 8.3ug/L and thallium detected at 0.18ug/L. The thallium results for samples FWGLL1mw-083c-1767-GF, FWGLL1mw-085c-1769-GF, FWGLL1mw-082c-1766-GF, FWGLL1mw-084c-1768-GF, FWGLL1mw-065c-1762-GF, FWGLL1mw-DUP1-1799-GF and FWGLL1mw-080c-1764-GF were qualified, "B".
- The ICB analyzed 8/23/11/11 had thallium detected at 0.319ug/L. The thallium results for samples FWGLL1mw-081c-1765-GF, FWGLL1mw-083c-1767-GF, FWGLL1mw-085c-1769-GF, FWGLL1mw-082c-1766-GF, FWGLL1mw-084c-1768-GF, FWGEQUIPRinse1-1805-GW, FWGLL1mw-065c-1762-GF, FWGLL1mw-DUP1-1799-GF and FWGLL1mw-080c-1764-GF was qualified "U" as the detected concentrations were <5x the thallium contamination.
- The CCBs analyzed 8/23/11 had detected thallium from 0.309ug/L to 0.398ug/L, sodium from 7.43ug/L to 14.1ug/L and antimony from 0.136ug/L to 0.139ug/L. No additional qualifications were made for thallium other than those made for the ICB contamination. The antimony results for samples FWGLL1mw-081c-1765-GF, FWGLL1mw-083c-1767-GF were qualified "U" as the detected concentrations were <5x the antimony contamination. There were no detected sodium concentrations reported < 5x the detected contamination, so no qualifications were made for sodium.

No qualifications were made for ICP or ICPMS due to negative blanks greater than ½ MRL, since the LCG doesn't specifically address negative blank values.

Site: Ravenna Army Ammunition Plant
Sampling Event: July 2011 **Date:** December 9, 2011
Sample Delivery Group: 240-2428-1 **Revision:** 1

Lab Duplicate RPD
The lab duplicate analyzed on sample FWGLL1mw-081c-1765-GF was above control limits at 103%. The thallium results for samples FWGLL1mw-083c-1767-GF, FWGLL1mw-085c-1769-GF, FWGLL1mw-082c-1766-GF, FWGLL1mw-084c-1768-GF, FWGEQUIPRinse1-1805-GW, FWGLL1mw-065c-1762-GF, FWGLL1mw-DUP1-1799-GF and FWGLL1mw-080c-1764-GF were qualified estimated, "J".

Mercury - 7470A
The following QC criteria were reviewed with acceptable results, except as noted below:

- Holding times, preservation, sample handling
- Initial Calibration criteria
- ICV and CCV criteria
- ICB /CCBs criteria
- Method/Field blank Criteria
- MRL and MDL verification criteria
- LCS percent recovery criteria
- MS percent recovery
- Matrix Duplicate RPD criteria
- Field duplicate RPD criteria

No QC outliers noted.

Hexavalent Chromium 7196A

- Holding times, preservation, sample handling
- Initial Calibration criteria
- CCV criteria
- CCBs criteria
- Method/Field blank Criteria
- MRL and MDL verification criteria
- LCS percent recovery criteria
- MS percent recovery
- Matrix Duplicate RPD criteria
- Field duplicate RPD criteria

MRL and MDL verification criteria
MRL check not analyzed, however not required by the lab and LCG does not specifically address hexavalent chromium analysis. Sample results qualified as estimated, "UJ".

Explosives- 8330
The following QC criteria were reviewed with acceptable results, except as noted below:

- Holding times, preservation, sample handling
- Initial Calibration Criteria
- ICV and CCV criteria
- Retention time criteria
- MDL Verification
- Surrogate recovery criteria
- Equipment and method blanks free from contamination
- MS Recovery Criteria
- LCS Recovery Criteria

MRL Recovery
LC12- the following outliers were noted:

- The MRL analyzed 8/13/11 @0249 recovered above control limits with a %D 37% for 3-nitrotoluene
- The MRL analyzed 8/13/11 @1238 recovered above control limits with a %D of 59% for RDX and 43% for 2,4-dinitrotoluene.

No qualifications were made for the MRL outliers as LC12 was used for confirmation only.

Site: Ravenna Army Ammunition Plant
Sampling Event: July 2011 **Date:** December 9, 2011
Sample Delivery Group: 240-2428-1 **Revision:** 1

Blanks
Due to excessive particulates, samples FWGLL1mw-081c-1765-GW and FWGLL1mw-082c-1766-GW required filtration. A filter blank was prepared and analyzed with no detected results. 1,3,5-trinitrobenzene was detected in FWGEQUIPRinse1-1805-GW at 0.048ug/L. No qualifications were made as there were no reported 1,3,5-trinitrobenzene results <5x contamination.

Confirmation Column RPD
The confirmation column RPD was above control limits for 1,3-dinitrobenzene and HMX in sample FWGLL1mw-083c-1767-GW, HMX for sample FWGLL1mw-084c-1768-GW and 1,3,5-trinitrobenzene for sample FWGLL1mw-080c-1764-GW. The results with confirmation column RPD outliers were qualified as estimated, "J".

MS and MSD Recoveries
The 2-amino-4,6-dinitrotoluene MSD recovered below control limits at 44%. The MS and MSD recovered below control limits for 4-amino-2,6-dinitrotoluene at 39% and 27% and for RDX at 33% and 36%, respectively. The RDX, 2-amino-4,6-dinitrotoluene and 4-amino-2,6-dinitrotoluene result for sample FWGLL1mw-081c-1765-GW was qualified as estimated, "J".

Nitroguanidine- 8330M
The following QC criteria were reviewed with acceptable results, except as noted below:

- Holding times, preservation, sample handling
- Initial Calibration criteria
- Retention time criteria
- MRL level verification criteria
- MDL verification criteria
- ICV and CCV criteria
- The method blank and equipment blanks were free from contamination
- LCS/LCSD percent recoveries and RPD value criteria
- Matrix spike recovery criteria

No QC outliers were noted.

Nitrocellulose – WS-WC-0050
The following QC criteria were reviewed with acceptable results, except as noted below:

- Holding times, preservation, sample handling
- Sample preparation criteria
- Initial Calibration criteria
- ICV and CCV criteria
- The method and equipment blanks were free from contamination
- MRL Level Verification criteria
- ICB and CCBs were free from contamination
- LCS/LCSD percent recoveries and RPD value criteria
- MS/MSD percent recoveries
- Nitrocellulose assay criteria

No QC outliers were noted.

Sample Summary

Client: Environmental Quality Mgt., Inc.
Project/Site: RVAAP (OH)

TestAmerica Job ID: 240-2428-1

Lab Sample ID	Client Sample ID	Matrix	Collected	Received
240-2428-1	FWGTEAM1-TRIP	Water	08/01/11 11:00	08/02/11 09:00
240-2428-2	FWGLL1mw-081C-1765-GW	Water	08/01/11 13:15	08/02/11 09:00
240-2428-3	FWGLL1mw-081C-1765-GF	Water	08/01/11 13:15	08/02/11 09:00
240-2428-4	FWGLL1mw-083C-1767-GW	Water	08/01/11 15:45	08/02/11 09:00
240-2428-5	FWGLL1mw-083C-1767-GF	Water	08/01/11 15:45	08/02/11 09:00
240-2428-6	FWGTEAM2-TRIP	Water	08/01/11 11:00	08/02/11 09:00
240-2428-7	FWGLL1mw-085C-1769-GW	Water	08/01/11 12:42	08/02/11 09:00
240-2428-8	FWGLL1mw-085C-1769-GF	Water	08/01/11 12:42	08/02/11 09:00
240-2428-9	FWGLL1mw-082C-1766-GW	Water	08/01/11 13:32	08/02/11 09:00
240-2428-10	FWGLL1mw-082C-1766-GF	Water	08/01/11 13:32	08/02/11 09:00
240-2428-11	FWGLL1mw-084C-1768-GW	Water	08/01/11 14:54	08/02/11 09:00
240-2428-12	FWGLL1mw-084C-1768-GF	Water	08/01/11 14:54	08/02/11 09:00
240-2428-13	FWGEQUIPRINSE1-1805-GW	Water	08/01/11 16:38	08/02/11 09:00
240-2428-14	FWGTEAM3-TRIP	Water	08/01/11 11:00	08/02/11 09:00
240-2428-15	FWGLL1mw-065C-1762-GW	Water	08/01/11 12:53	08/02/11 09:00
240-2428-16	FWGLL1mw-065C-1762-GF	Water	08/01/11 12:53	08/02/11 09:00
240-2428-17	FWGLL1mw-DUP1-1799-GW	Water	08/01/11 13:59	08/02/11 09:00
240-2428-18	FWGLL1mw-DUP1-1799-GF	Water	08/01/11 13:59	08/02/11 09:00
240-2428-19	FWGLL1mw-080C-1764-GW	Water	08/01/11 15:29	08/02/11 09:00
240-2428-20	FWGLL1mw-080C-1764-GF	Water	08/01/11 15:29	08/02/11 09:00

Chain of Custody Record

TestAmerica Laboratory location: North Canton

Regulatory program: ☐ DW ☐ NPDES ☐ RCRA ☐ Other

TestAmerica
THE LEADER IN ENVIRONMENTAL TESTING

TestAmerica Laboratories, Inc.

Client Contact				
Company Name: EQM	Client Project Manager: John Miller	Site Contact: Erik Corbin	Lab Contact: M Loeb	COC No: ML 001
Address: 1800 Carillon Blvd	Telephone: 513 825 7500 (fax 7495)	Telephone:	Telephone: 330 497 9396	1 of 1 COCs
City/State/Zip: Cincinnati OH 45240	Email: ecorbin@eqm.com			
Phone: 513 825 7500				
Project Name: RVAAP (OH)	Method of Shipment/Carrier: Lab pickup			
Project Number: 30240.0006	Shipping/Tracking No: N/A			
PO# 10726				

Analysis Turnaround Time: TAT if different from below ____ per SOW: ☒ 3 weeks ☐ 2 weeks ☐ 1 week ☐ 2 days ☐ 1 day

For Inhalation only: Within 1 hour ☐ Lab pickup ☐ Lab sampling ☐

Sample Identification	Sample Date	Sample Time	Air	Aqueous	Sediment	Solid	Other:	H2SO4	HNO3	HCl	NaOH	ZnAc/NaOH	Unpres	Other:	Filtered Sample (Y/N)	Composite (Y/N)	VOC 8260	SVOC 8270	Pest 8081	Explo 8330	Propellants	Metals 6010/6020 7470	Hexavalent chrom				Sample Specific Notes / Special Instructions: Cooler ID
FWG-Team1-Trip	8/1/11	1100		X						2					N		X										E115
FWGLL1mw-081C-1765-GW		1315		X						9			21		N		X	X	X	X	X						E115, 241-537, 727 MS MS
FWGLL1mw-081C-1765-GF		↓		X					3				3		Y							X	X				E115, 241-537, 727 MS MSD 220
FWGLL1mw-083C-1767-GW		1545		X						3			7		N		X	X	X	X	X						H113
FWGLL1mw-083C-1767-GF	↓	↓		X					1				1		Y							X	X				H113, 220

Possible Hazard Identification: ☐ Non-Hazard ☐ Flammable ☐ Skin Irritant ☐ Poison B ☐ Unknown

Sample Disposal (A fee may be assessed if samples are retained longer than 1 month): ☐ Return to Client ☐ Disposal By Lab ☐ Archive For ____ Months

Special Instructions/QC Requirements & Comments: Metals + hex chrom field filtered - SVOC - Nitro aromatics + pthalates for 8270 All VOAS in cooler E115
Temps may not meet requirements if sample collection is close to lab pick up All Cr6 in cooler 220

Relinquished by:	Company:	Date/Time:	Received by:	Company:	Date/Time:
[signature]	EQM	8/1/11 1800	[signature]	TAL-NC	8/1/11 1800
[signature]	TAL-NC	8/1/11 - 1900			
			Received in Laboratory by: [signature]	TAL	8/2/11 900

©2008, TestAmerica Laboratories, Inc. All rights reserved.
TestAmerica & Design ™ are trademarks of TestAmerica Laboratories, Inc.

TAL-0018 (1008)

Chain of Custody Record

TestAmerica Laboratory location: Canton Oh

Regulatory program: ☐ DW ☐ NPDES ☐ RCRA ☐ Other

TestAmerica
THE LEADER IN ENVIRONMENTAL TESTING

TestAmerica Laboratories, Inc.

Client Contact				
Company Name: EQM	Client Project Manager: John Miller	Site Contact: Erik Corbin	Lab Contact: M Loeb	COC No: CAL001
Address: 1800 CARNEGIE BLVD	Telephone: 5138257500 (ext 7495)	Telephone: →	Telephone: 3304979396	1 of 1 COCs
City/State/Zip: Cincinnati OH 45240	Email: ecorbin@eqm.com			For lab use only
Phone: 513 825 7500		TAT if different from below: ☑ 3 weeks ☐ 2 weeks ☐ 1 week ☐ 2 days ☐ 1 day (per SOW)		Walk-in client: ☐ Lab sampling: ☐
Project Name: RVAAP	Method of Shipment/Carrier: Lab Pickup			
Project Number: FN30240.0006	Shipping/Tracking No: N/A			
PO# 16726				

Sample Identification	Sample Date	Sample Time	Matrix: Air	Aqueous	Sediment	Solid	Other	Containers & Preservatives: H2SO4	HNO3	HCl	NaOH	ZnAc/NaOH	Unpres	Other	Analyses: VOC 8260	SVOC 8270 SEE COMMENT	Pest 8081A/8082	Explo 8330	Propellants	Metals, Filtered Cr+6, Filtered		UIC 8260	Sample Specific Notes / Special Instructions: Cooler ID
FWG Team 2 - Trip	8-1-11	1100		X						2			7		X	2	2	1	2	e		X	H12
FWGLL1mw-085C-1769-GW		1242		X					X	3			7		3	2	2	1	2	f,e			H12
FWGLL1mw-085C-1769-GF				X					1				1							X	X		H12
FWGLL1mw-082C-1766-GW		1332		X						3			7		X	X	X	X	X				C-99
FWGLL1mw-082C-1766-GF				X					1				1							X	X		C-99
FWGLL1mw-084C-1768-GW		1454		X						3			7		X	X	X	X	X				#15
FWGLL1mw-084C-1768-GF				X					1				1							X	X		#15
FWGEQUIPRINSE1-1805-GW		1638		X					1	3			8		X	X	X	X	X	X	X		404

Possible Hazard Identification: ☒ Non-Hazard ☐ Flammable ☐ Skin Irritant ☐ Poison B ☐ Unknown

Sample Disposal (A fee may be assessed if samples are retained longer than 1 month): ☐ Return to Client ☒ Disposal By Lab ☐ Archive For _____ Months

Special Instructions/QC Requirements & Comments:
All Metal field filtered. SVOC = Nitroaromatics + phthalates
Temps may not meet requirements of sample collection is due to late pickup time
**Air VOAs in cooler H12
**Air Cr+6 in Cooler 220

Relinquished by:	Company:	Date/Time:	Received by:	Company:	Date/Time:
	EQM	8/1/11 1800		TAL-NC	8/1/11 1850
Relinquished by:	Company:	Date/Time:	Received by:	Company:	Date/Time:
	TAL-WC	8/1/11 1900			
Relinquished by:	Company:	Date/Time:	Received in Laboratory by:	Company:	Date/Time:
				TAL	8-2-11 900

©2009, TestAmerica Laboratories, Inc. All rights reserved.
TestAmerica & Design ™ and trademarks of TestAmerica Laboratories, Inc.

TAL-0018 (1008)

09/20/2011

Chain of Custody Record

TestAmerica Laboratory location: No. Canton, OH

Regulatory program: ☐ DW ☐ NPDES ☐ RCRA ☐ Other

TestAmerica
THE LEADER IN ENVIRONMENTAL TESTING

TestAmerica Laboratories, Inc.

Client Contact				
Company Name: EQM	Client Project Manager: John Miller	Site Contact: Erik Corbin	Lab Contact: M. Loeb	COC No: ASD001
Address: 1800 Carillon Blvd	Telephone:	Telephone:	Telephone: 330 497 9396	1 of 1 COCs
City/State/Zip: Cinti, OH 45240	Email:			
Phone:				
Project Name: RVAAP (OH)	Method of Shipment/Carrier: Lab Pickup			
Project Number: 030240.0006	Shipping/Tracking No: N/A			
PO# 16726				

Analysis Turnaround Time: Per SOW
TAT if different from below: ☒ 3 weeks ☐ 2 weeks ☐ 1 week ☐ 2 days ☐ 1 day

For lab use only: Walk-in client ☐ Lab pickup ☐ Lab sampling ☐ Job/SDG No. ☐

Analyses

Sample Identification	Sample Date	Sample Time	Matrix: Air	Aqueous	Sediment	Solid	Other:	Conditions & Preservatives: H2SO4	HNO3	HCl	NaOH	ZnAc/NaOH	Unpres	Other:	Filtered Sample (Y/N)	Composite (C) / Grab (G)	VOC 8260	SVOC 8270	Pest 8081	PGF Explosives	Propellants	Metals 6010/6020 7470	Hex Chrome				Sample Specific Notes / Special Instructions: Cooler ID
FWGTEAM3-TRIP	8/1/11	1100		X						2							X										54
FWGLLIMW-065C-1762-GW		1253		X						3			7				X	X	X	X	X						313
FWGLLIMW-065C-1762-GF		↓		X					1				1									X	X				↓
FWGLLIMW-DUP1-1799-GW		1359		X						3			7				X	X	X	X	X						54
FWGLLIMW-DUP1-1799-GF		↓		X					1				1									X	X				↓
FWGLLIMW-080C-1764-GW		1529		X						3			7				X	X	X	X	X						757
FWGLLIMW-080C-1764-GF	↓	↓		X					1				1									X	X				↓

ADD 8/1/11

Possible Hazard Identification: ☐ Non-Hazard ☐ Flammable ☐ Skin Irritant ☐ Poison B ☐ Unknown

Sample Disposal (A fee may be assessed if samples are retained longer than 1 month): ☐ Return to Client ☐ Disposal By Lab ☐ Archive For _____ Months

Special Instructions/QC Requirements & Comments: Metals and Hexavalent Chromium field filtered. Temps may not meet requirements if collection close to pickup. ALL VOAs in COOLER 54. ALL hex chromium in COOLER 220

Relinquished by:	Company:	Date/Time:	Received by:	Company:	Date/Time:
[signature]	EQM	8/1/11 1800	[signature]	TAL-NC	8/1/11-1800
[signature]	TAL-NC	8/1/11-1900			
			Received in Laboratory by: [signature]	TAL	8/2/11 900

©2009, TestAmerica Laboratories, Inc. All rights reserved. TestAmerica & Design ™ are trademarks of TestAmerica Laboratories, Inc.

SVOC = nitroaromatics + phthalate 8/1/11

TAL-0018 (1008)

09/20/2011

TestAmerica Cooler Receipt Form/Narrative **Lot Number:** 2428
North Canton Facility

Client EQM Project _____ By: _____ (Signature)
Cooler Received on 8-2-11 Opened on 8-2-11
FedEx ☐ UPS ☐ DHL ☐ FAS ☐ Stetson ☐ Client Drop Off ☐ TestAmerica Courier ☑ Other _____
TestAmerica Cooler # _____ Multiple Coolers ☑ Foam Box ☐ Client Cooler ☐ Other _____

1. Were custody seals on the outside of the cooler(s)? Yes ☒ No ☐ Intact? Yes ☒ No ☐ NA ☐
   If YES, Quantity 12 Quantity Unsalvageable _____
   Were custody seals on the outside of cooler(s) signed and dated? Yes ☑ No ☐ NA ☐
   Were custody seals on the bottle(s)? Yes ☐ No ☒
   If YES, are there any exceptions? _____
2. Shippers' packing slip attached to the cooler(s)? Yes ☐ No ☑
3. Did custody papers accompany the sample(s)? Yes ☒ No ☐ Relinquished by client? Yes ☒ No ☐
4. Were the custody papers signed in the appropriate place? Yes ☒ No ☐
5. Packing material used: Bubble Wrap ☒ Foam ☐ None ☐ Other _____
6. Cooler temperature upon receipt _____ °C See back of form for multiple coolers/temps ☑
   METHOD: IR ☒ Other ☐ _____ Babk
   COOLANT: Wet Ice ☒ Blue Ice ☐ Dry Ice ☐ Water ☐ None ☐
7. Did all bottles arrive in good condition (Unbroken)? Yes ☑ No ☐
8. Could all bottle labels be reconciled with the COC? Yes ☑ No ☐
9. Were sample(s) at the correct pH upon receipt? Yes ☑ No ☐ NA ☐
10. Were correct bottle(s) used for the test(s) indicated? Yes ☑ No ☐
11. Were air bubbles >6 mm in any VOA vials? Yes ☐ No ☑ NA ☐
12. Sufficient quantity received to perform indicated analyses? Yes ☑ No ☐
13. Was a trip blank present in the cooler(s)? Yes ☑ No ☐ Were VOAs on the COC? Yes ☑ No ☐

Contacted PM _____ Date _____ by _____ via Verbal ☐ Voice Mail ☐ Other ☐
Concerning _____

14. CHAIN OF CUSTODY

The following discrepancies occurred:

15. SAMPLE CONDITION

Sample(s) _____ were received after the recommended holding time had expired.
Sample(s) _____ were received in a broken container.
Sample(s) _____ were received with bubble >6 mm in diameter. (Notify PM)

16. SAMPLE PRESERVATION

Sample(s) _____ were further preserved in Sample Receiving to meet recommended pH level(s). *Nitric Acid Lot#* 100110-HNO_3; *Sulfuric Acid Lot#* 110410-H_2SO_4; *Sodium Hydroxide Lot#* 100108 -*NaOH; Hydrochloric Acid Lot#* 092006-*HCl; Sodium Hydroxide and Zinc Acetate Lot#* 100108-$(CH_3COO)_2ZN/NaOH$. What time was preservative added to sample(s)? _____

Client ID	pH	Date	Initials
1765	L2 L2 L2	8-2-11	CSL
1767	L2		
1769	L2		
1766	L2		
1768	L2		
1805	L2		
1762	L2		
1799	L2		

TestAmerica Cooler Receipt Form/Narrative
North Canton Facility

Client ID	pH	Date	Initials
1764	<2	8-2-11	CSL

Cooler #	Temp. °C	Method	Coolant
		IR	IC
F115	2.9		
241-537	3.6		
727	3.2		
H113	5.2		
220	3.9		
H12	4.1		
C94	2.3		
#15	1.7		
4104	4.5		
313	2.7		
54	2.8		
757	3.9		

Discrepancies Cont'd:

Login Sample Receipt Checklist

Client: Environmental Quality Mgt., Inc.

Job Number: 240-2428-1

Login Number: 2428
List Number: 1
Creator: Livengood, Chris

List Source: TestAmerica North Canton

Question	Answer	Comment
Radioactivity either was not measured or, if measured, is at or below background	N/A	
The cooler's custody seal, if present, is intact.	True	
The cooler or samples do not appear to have been compromised or tampered with.	True	
Samples were received on ice.	True	
Cooler Temperature is acceptable.	True	
Cooler Temperature is recorded.	True	2.9/3.6/3.2/5.2/3.9/4.1/2.3/1.7/4.5/2.7/2.8/3.9
COC is present.	True	
COC is filled out in ink and legible.	True	
COC is filled out with all pertinent information.	True	
Is the Field Sampler's name present on COC?	True	
There are no discrepancies between the sample IDs on the containers and the COC.	True	
Samples are received within Holding Time.	True	
Sample containers have legible labels.	True	
Containers are not broken or leaking.	True	
Sample collection date/times are provided.	True	
Appropriate sample containers are used.	True	
Sample bottles are completely filled.	True	
Sample Preservation Verified.	True	
There is sufficient vol. for all requested analyses, incl. any requested MS/MSDs	True	
VOA sample vials do not have headspace or bubble is <6mm (1/4") in diameter.	True	
Multiphasic samples are not present.	True	
Samples do not require splitting or compositing.	True	
Residual Chlorine Checked.	N/A	

CASE NARRATIVE

Client: Environmental Quality Mgt., Inc.

Project: RVAAP (OH)

Report Number: 240-2428-1

With the exceptions noted as flags or footnotes, standard analytical protocols were followed in the analysis of the samples and no problems were encountered or anomalies observed. In addition all laboratory quality control samples were within established control limits, with any exceptions noted below. Each sample was analyzed to achieve the lowest possible reporting limit within the constraints of the method. In some cases, due to interference or analytes present at high concentrations, samples were diluted. For diluted samples, the reporting limits are adjusted relative to the dilution required.

TestAmerica North Canton attests to the validity of the laboratory data generated by TestAmerica facilities reported herein. All analyses performed by TestAmerica facilities were done using established laboratory SOPs that incorporate QA/QC procedures described in the application methods. TestAmerica's operations groups have reviewed the data for compliance with the laboratory QA/QC plan, and data have been found to be compliant with laboratory protocols unless otherwise noted below.

The test results in this report meet all NELAP requirements for parameters for which accreditation is required or available. Any exceptions to NELAP requirements are noted in this report. Pursuant to NELAP, this report may not be reproduced, except in full, without the written approval of the laboratory.

Calculations are performed before rounding to avoid round-off errors in calculated results.

All holding times were met and proper preservation noted for the methods performed on these samples, unless otherwise detailed in the individual sections below.

All solid sample results are reported on an "as received" basis unless otherwise indicated by the presence of a % solids value in the method header.

This laboratory report is confidential and is intended for the sole use of TestAmerica and its client.

RECEIPT
The samples were received on 08/02/2011; the samples arrived in good condition, properly preserved and on ice. The temperature of the coolers at receipt were 1.7, 2.3, 2.7, 2.8, 2.9, 3.6, 3.9, 4.1, 4.5 and 5.2 C.

VOLATILE ORGANIC COMPOUNDS (GC-MS)
Samples FWGTEAM1-TRIP (240-2428-1), FWGLL1mw-081C-1765-GW (240-2428-2), FWGLL1mw-083C-1767-GW (240-2428-4), FWGTEAM2-TRIP (240-2428-6), FWGLL1mw-085C-1769-GW (240-2428-7), FWGLL1mw-082C-1766-GW (240-2428-9), FWGLL1mw-084C-1768-GW (240-2428-11), FWGTEAM3-TRIP (240-2428-14), FWGLL1mw-065C-1762-GW (240-2428-15), FWGLL1mw-DUP1-1799-GW (240-2428-17) and FWGLL1mw-080C-1764-GW (240-2428-19) were analyzed for volatile organic compounds (GC-MS) in accordance with EPA SW-846 Method 8260B. The samples were analyzed on 08/14/2011.

Trichloroethene was detected in method blank MB 240-11929/6 at a level that was above the method detection limit but below the reporting limit. The value should be considered an estimate, and has been flagged "J". If the associated sample reported a result above the MDL and/or RL, the result has been "B" flagged. Refer to the QC report for details.

Spiked QC results for cis-1,2-Dichloroethene and trans-1,2-Dichloroethene are reported in support of 1,2-Dichloroethene, total.

Spiked QC results for m-Xylenes & p-Xylene and o-Xylene are reported in support of Xylenes, total.

Job ID: 240-2428-1 (Continued)

Laboratory: TestAmerica North Canton (Continued)

Dibromochloromethane and Methylene Chloride failed the recovery criteria low for MRL 240-11929/30. 2-Butanone (MEK), Bromoform and Bromomethane failed the recovery criteria high for MRL 240-11929/4. Refer to the QC report for details.

No other difficulties were encountered during the VOCs analyses. All other quality control parameters were within the acceptance limits.

SEMIVOLATILE ORGANIC COMPOUNDS (GC-MS)

Samples FWGLL1mw-081C-1765-GW (240-2428-2), FWGLL1mw-083C-1767-GW (240-2428-4), FWGLL1mw-085C-1769-GW (240-2428-7), FWGLL1mw-082C-1766-GW (240-2428-9), FWGLL1mw-084C-1768-GW (240-2428-11), FWGLL1mw-065C-1762-GW (240-2428-15), FWGLL1mw-DUP1-1799-GW (240-2428-17) and FWGLL1mw-080C-1764-GW (240-2428-19) were analyzed for semivolatile organic compounds (GC-MS) in accordance with EPA SW-846 Method 8270C. The samples were analyzed on 08/10/2011 and 08/11/2011.

Surrogates are added during the extraction process prior to dilution. When the sample is diluted, surrogate recoveries are diluted out and no corrective action is required.

The following listed samples contained surrogate recoveries low and outside acceptance limits. Since LCG criterion is that all surrogates be above 10%, no corrective action is required.

FWGLL1mw-081C-1765-GW (240-2428-2): 2,4,6-Tribromophenol
FWGLL1mw-082C-1766-GW (240-2428-9): 2-Fluorobiphenyl
MB 240-10651/14-A: 2,4,6-Tribromophenol
FWGEQUIPRINSE1-1805-GW (240-2428-13): 2,4,6-Tribromophenol and 2-Fluorobiphenyl
FWGLL1mw-065C-1762-GW (240-2428-15): 2,4,6-Tribromophenol, 2-Fluorophenol, and Phenol-d5
FWGLL1mw-DUP1-1799-GW (240-2428-17): 2,4,6-Tribromophenol
FWGLL1mw-080C-1764-GW (240-2428-19): 2,4,6-Tribromophenol and 2-Fluorobiphenyl
FWGLL1mw-083C-1767-GW (240-2428-4): 2,4,6-Tribromophenol, 2-Fluorobiphenyl, 2-Fluorophenol, Nitrobenzene-d5, and Phenol-d5

No other difficulties were encountered during the SVOC analyses. All other quality control parameters were within the acceptance limits.

CHLORINATED PESTICIDES

Samples FWGLL1mw-081C-1765-GW (240-2428-2), FWGLL1mw-083C-1767-GW (240-2428-4), FWGLL1mw-085C-1769-GW (240-2428-7), FWGLL1mw-082C-1766-GW (240-2428-9), FWGLL1mw-084C-1768-GW (240-2428-11), FWGLL1mw-065C-1762-GW (240-2428-15), FWGLL1mw-DUP1-1799-GW (240-2428-17) and FWGLL1mw-080C-1764-GW (240-2428-19) were analyzed for chlorinated pesticides in accordance with EPA SW-846 Method 8081A. The samples were analyzed on 08/16/2011, 08/17/2011 and 08/18/2011.

Surrogates are added during the extraction process prior to dilution. When the sample dilution is 5X or greater, surrogate recoveries are diluted out and no corrective action is required.

Two surrogates are used for this analysis. The following listed samples contained one surrogate recovery low and outside acceptance limits and one surrogate out high with J flagged results for that sample. Since LCG criterion is that all surrogates be above 10%, no corrective action is required.

FWGLL1mw-084C-1768-GW (240-2428-11): DCB Decachlorobiphenyl (low)
FWGLL1mw-084C-1768-GW (240-2428-11): Tetrachloro-m-xylene (high)
FWGLL1mw-065C-1762-GW (240-2428-15): DCB Decachlorobiphenyl (low)
FWGLL1mw-081C-1765-GW (240-2428-2): DCB Decachlorobiphenyl (low)
FWGLL1mw-083C-1767-GW (240-2428-4): Tetrachloro-m-xylene (high).
FWGLL1mw-085C-1769-GW (240-2428-7): DCB Decachlorobiphenyl (low)
FWGLL1mw-082C-1766-GW (240-2428-9): DCB Decachlorobiphenyl (low)

Endosulfan II failed the recovery criteria low for the MSD of sample FWGLL1mw-081C-1765-GWMSD (240-2428-2) in batch 240-12166. Refer to the QC report for details.

Samples FWGLL1mw-083C-1767-GW (240-2428-4)[10X], FWGLL1mw-084C-1768-GW (240-2428-11)[10X] and

Job ID: 240-2428-1 (Continued)

Laboratory: TestAmerica North Canton (Continued)

FWGLL1mw-DUP1-1799-GW (240-2428-17)[5X] required dilution prior to analysis. The reporting limits have been adjusted accordingly.

The opening and closing Toxaphene continuing calibration verifications (CCVs) were recovered above the upper control limit. The samples associated with this CCVFWGEQUIPRINSE1-1805-GW, FWGLL1mw-065C-1762-GW, FWGLL1mw-080C-1764-GW, FWGLL1mw-081C-1765-GW, FWGLL1mw-082C-1766-GW, FWGLL1mw-085C-1769-GW, FWGLL1mw-DUP1-1799-GW were not detected for Toxaphene; therefore the data have been reported.

The opening continuing calibration verification (CCV) recovered some analytes below the lower control limit. The samples associated with this CCV were non-detects for the affected analytes; therefore, the data have been reported. FWGLL1mw-081C-1765-GW, FWGLL1mw-085C-1769-GW

The closing continuing calibration verification (CCV) recovered some analytes below the lower control limit. The samples associated with this CCVFWGEQUIPRINSE1-1805-GW, FWGLL1mw-065C-1762-GW, FWGLL1mw-080C-1764-GW, FWGLL1mw-082C-1766-GW, FWGLL1mw-DUP1-1799-GW were non-detects for the affected analytes; therefore the data have been reported.

The closing Toxaphene continuing calibration verification (CCV) was recovered above the upper control limit. The samples associated with this CCVFWGLL1mw-083C-1767-GW, FWGLL1mw-084C-1768-GW were not detected above the reporting limit for Toxaphene; therefore the data have been reported.

No other difficulties were encountered during the pesticides analyses. All other quality control parameters were within the acceptance limits.

TOTAL RECOVERABLE METALS (ICP)

Samples FWGLL1mw-081C-1765-GF (240-2428-3), FWGLL1mw-083C-1767-GF (240-2428-5), FWGLL1mw-085C-1769-GF (240-2428-8), FWGLL1mw-082C-1766-GF (240-2428-10), FWGLL1mw-084C-1768-GF (240-2428-12), FWGLL1mw-065C-1762-GF (240-2428-16), FWGLL1mw-DUP1-1799-GF (240-2428-18) and FWGLL1mw-080C-1764-GF (240-2428-20) were analyzed for total recoverable metals (ICP) in accordance with EPA SW-846 Method 6010B. The samples were analyzed on 08/16/2011.

Potassium was detected in method blank MB 240-10789/1-A at a level that was above the method detection limit but below the reporting limit. The value should be considered an estimate, and has been flagged "J". If the associated sample reported a result above the MDL and/or RL, the result has been "B" flagged. Refer to the QC report for details.

No other difficulties were encountered during the metals analyses. All other quality control parameters were within the acceptance limits.

TOTAL RECOVERABLE METALS (ICPMS)

Samples FWGLL1mw-081C-1765-GF (240-2428-3), FWGLL1mw-083C-1767-GF (240-2428-5), FWGLL1mw-085C-1769-GF (240-2428-8), FWGLL1mw-082C-1766-GF (240-2428-10), FWGLL1mw-084C-1768-GF (240-2428-12), FWGLL1mw-065C-1762-GF (240-2428-16), FWGLL1mw-DUP1-1799-GF (240-2428-18) and FWGLL1mw-080C-1764-GF (240-2428-20) were analyzed for total recoverable metals (ICPMS) in accordance with EPA SW-846 Method 6020. The samples were analyzed on 08/23/2011.

Sodium was detected in method blank MB 240-10789/1-A at a level exceeding the reporting limit. If the associated sample reported a result above the MDL and/or RL, the result has been "B" flagged.

Thallium was detected in method blank MB 240-10789/1-A at a level that was above the method detection limit but below the reporting limit. The value should be considered an estimate, and has been flagged "J". If the associated sample reported a result above the MDL and/or RL, the result has been "B" flagged. Refer to the QC report for details.

No other difficulties were encountered during the metals analyses. All other quality control parameters were within the acceptance limits.

HEXAVALENT CHROMIUM

Samples FWGLL1mw-081C-1765-GF (240-2428-3), FWGLL1mw-083C-1767-GF (240-2428-5), FWGLL1mw-085C-1769-GF (240-2428-8), FWGLL1mw-082C-1766-GF (240-2428-10), FWGLL1mw-084C-1768-GF (240-2428-12), FWGLL1mw-065C-1762-GF (240-2428-16), FWGLL1mw-DUP1-1799-GF (240-2428-18) and FWGLL1mw-080C-1764-GF (240-2428-20) were analyzed for Hexavalent chromium in accordance with EPA SW-846 Method 7196A. The samples were analyzed on 08/02/2011.

Job ID: 240-2428-1 (Continued)

Laboratory: TestAmerica North Canton (Continued)

No difficulties were encountered during the hexavalent chromium analyses. All quality control parameters were within the acceptance limits.

TOTAL MERCURY

Samples FWGLL1mw-081C-1765-GF (240-2428-3), FWGLL1mw-083C-1767-GF (240-2428-5), FWGLL1mw-085C-1769-GF (240-2428-8), FWGLL1mw-082C-1766-GF (240-2428-10), FWGLL1mw-084C-1768-GF (240-2428-12), FWGLL1mw-065C-1762-GF (240-2428-16), FWGLL1mw-DUP1-1799-GF (240-2428-18) and FWGLL1mw-080C-1764-GF (240-2428-20) were analyzed for total mercury in accordance with EPA SW-846 Methods 7470A. The samples were analyzed on 08/04/2011.

No difficulties were encountered during the mercury analyses. All quality control parameters were within the acceptance limits.

Case Narrative

TestAmerica West Sacramento Project Number G1H050411

General Comments
Following US EPA Region V guidelines, manual integrations were performed only when necessary and are in compliance with the laboratory's standard operating procedure, Acceptable Manual Integration Practices, SOP No.: S-Q-004, including Addendum 1. The reason for the manual integration has been documented on the affected chromatograms, which are provided in the raw data package. The raw data also includes the original chromatograms prior to any manual integrations being performed. The following samples and analytes required a manual integration:

LC10
Sample 1MS - 3,4-Dinitrotoluene, Tetryl, Nitrobenzene, 2,4,6-Trinitrotoluene, 4-Amino-2,6-Dinitrotoluene, & 2-Amino-4,6-Dinitrotoluene

Sample 2 - 3,4-Dinitrotoluene, 2,4,6-Trinitrotoluene, 4-Amino-2,6-Dinitroluene, & 2-Amino-4,6-Dinitrotoluene

WATER, 8330, Explosives
Samples: 1, 2, 3, 4, 5, 6, 7, 8, 9
Samples 1, 1MS1 1MSD, & 4 were filtered prior to extraction since they contained excessive sediment/particulates. A filtered blank was included with the batch.

Samples: 1, 2, 3, 4, 5, 6, 7, 8, 9
The matrix spikes, which were performed on sample 1, have several recoveries that are outside control limits due to possible matrix interferences. Since the laboratory control sample met acceptance criteria, no corrective action was performed.

Samples: 1, 2, 5, 5, 9, 9
The percent difference values for RDX and 2,4-Dinitrotoluene are above the method acceptance limits in the MRL standard analyzed August 13, 2011 at 12:38. This standard was analyzed before and after the associated samples. The corrective action for this deficiency is an analysis of a standard at approximately 2X the MDL (method detection limit). The MRL standard for RDX and 2,4-Dinitrotoluene is approximately 2X the MDL. The acceptance criteria for the 2X MDL standard is detection of the compound. Since the analyte was detected, no further corrective action was performed.

Case Narrative

TestAmerica West Sacramento Project Number G1H050411

Samples: 2, 5
The 3,4-Dinitrotoluene surrogate recoveries for these samples were reported from the confirmation column due to interferences from high concentrations of 4-Amino-2,6-Dinitrotoluene on the primary column. The results for the confirmation method blank (MB) demonstrate that the confirmation system was in control.

Sample: 9 (10X dilution)
The surrogate recovery was diluted out on this sample.

There are no other anomalies associated with this project.

Method Summary

Client: Environmental Quality Mgt., Inc.
Project/Site: RVAAP (OH)

TestAmerica Job ID: 240-2428-1

Method	Method Description	Protocol	Laboratory
8260B	Volatile Organic Compounds (GC/MS)	SW846	TAL NC
8270C	Semivolatile Organic Compounds (GC/MS)	SW846	TAL NC
8081A	Organochlorine Pesticides (GC)	SW846	TAL NC
8330 (Modified)	Organic Compounds by UV/HPLC	SW846	TAL WSC
8330/8330A	Nitroaromatics & Nitramines: Explosives (8330/A)	SW846	TAL WSC
6010B	Metals (ICP)	SW846	TAL NC
6020	Metals (ICP/MS)	SW846	TAL NC
7470A	Mercury (CVAA)	SW846	TAL NC
7196A	Chromium, Hexavalent	SW846	TAL NC
WS-WC-0050	Nitrocellulose as N by WS-WC-0050	TAL-SOP	TAL WSC

Protocol References:

SW846 = "Test Methods For Evaluating Solid Waste, Physical/Chemical Methods", Third Edition, November 1986 And Its Updates.

TAL-SOP = TAL-SOP

Laboratory References:

TAL NC = TestAmerica North Canton, 4101 Shuffel Street NW, North Canton, OH 44720, TEL (330)497-9396

TAL WSC = TestAmerica West Sacramento, 880 Riverside Parkway, West Sacramento, CA 95605, TEL (916)373-5600

Client Sample ID: FWGTEAM1-TRIP
Date Collected: 08/01/11 11:00
Date Received: 08/02/11 09:00

Lab Sample ID: 240-2428-1
Matrix: Water

Method: 8260B - Volatile Organic Compounds (GC/MS)

Analyte	Result	Qualifier	RL	MDL	Unit	D	Prepared	Analyzed	Dil Fac
1,1,1-Trichloroethane	1.0	U	1.0	0.22	ug/L			08/14/11 15:40	1
1,1,2,2-Tetrachloroethane	1.0	U	1.0	0.18	ug/L			08/14/11 15:40	1
1,1,2-Trichloroethane	1.0	U	1.0	0.27	ug/L			08/14/11 15:40	1
1,1-Dichloroethane	1.0	U	1.0	0.15	ug/L			08/14/11 15:40	1
1,1-Dichloroethene	1.0	U	1.0	0.19	ug/L			08/14/11 15:40	1
1,2-Dichloroethane	1.0	U	1.0	0.22	ug/L			08/14/11 15:40	1
1,2-Dichloroethene, Total	1.0	U	1.0	0.34	ug/L			08/14/11 15:40	1
1,2-Dichloropropane	1.0	U	1.0	0.18	ug/L			08/14/11 15:40	1
2-Hexanone	10	U	10	0.41	ug/L			08/14/11 15:40	1
Bromochloromethane	1.0	U	1.0	0.29	ug/L			08/14/11 15:40	1
Acetone	10	U	10	1.1	ug/L			08/14/11 15:40	1
Benzene	1.0	U	1.0	0.13	ug/L			08/14/11 15:40	1
Bromoform	1.0	U	1.0	0.64	ug/L			08/14/11 15:40	1
Bromomethane	1.0	U	1.0	0.41	ug/L			08/14/11 15:40	1
Carbon disulfide	1.0	U	1.0	0.13	ug/L			08/14/11 15:40	1
Carbon tetrachloride	1.0	U	1.0	0.13	ug/L			08/14/11 15:40	1
Chlorobenzene	1.0	U	1.0	0.15	ug/L			08/14/11 15:40	1
Chloroethane	1.0	U	1.0	0.29	ug/L			08/14/11 15:40	1
Chloroform	1.0	U	1.0	0.16	ug/L			08/14/11 15:40	1
Chloromethane	1.0	U	1.0	0.30	ug/L			08/14/11 15:40	1
cis-1,2-Dichloroethene	1.0	U	1.0	0.17	ug/L			08/14/11 15:40	1
cis-1,3-Dichloropropene	1.0	U	1.0	0.14	ug/L			08/14/11 15:40	1
Bromodichloromethane	1.0	U	1.0	0.15	ug/L			08/14/11 15:40	1
Ethylbenzene	1.0	U	1.0	0.17	ug/L			08/14/11 15:40	1
1,2-Dibromoethane	1.0	U	1.0	0.24	ug/L			08/14/11 15:40	1
m-Xylene & p-Xylene	2.0	U	2.0	0.24	ug/L			08/14/11 15:40	1
2-Butanone (MEK)	10	U	10	0.57	ug/L			08/14/11 15:40	1
4-Methyl-2-pentanone (MIBK)	10	U	10	0.32	ug/L			08/14/11 15:40	1
Methylene Chloride	2.0	U	2.0	0.33	ug/L			08/14/11 15:40	1
o-Xylene	1.0	U	1.0	0.14	ug/L			08/14/11 15:40	1
Styrene	1.0	U	1.0	0.11	ug/L			08/14/11 15:40	1
Tetrachloroethene	1.0	U	1.0	0.29	ug/L			08/14/11 15:40	1
Toluene	1.0	U	1.0	0.13	ug/L			08/14/11 15:40	1
trans-1,2-Dichloroethene	1.0	U	1.0	0.19	ug/L			08/14/11 15:40	1
trans-1,3-Dichloropropene	1.0	U	1.0	0.19	ug/L			08/14/11 15:40	1
Trichloroethene	0.24	J B	1.0	0.17	ug/L			08/14/11 15:40	1
Vinyl chloride	1.0	U	1.0	0.22	ug/L			08/14/11 15:40	1
Xylenes, Total	2.0	U	2.0	0.28	ug/L			08/14/11 15:40	1
Dibromochloromethane	1.0	U	1.0	0.18	ug/L			08/14/11 15:40	1

Surrogate	*% Recovery*	*Qualifier*	*Limits*	*Prepared*	*Analyzed*	*Dil Fac*
1,2-Dichloroethane-d4 (Surr)	*92*		*50 - 150*		*08/14/11 15:40*	*1*
4-Bromofluorobenzene (Surr)	*101*		*50 - 150*		*08/14/11 15:40*	*1*
Toluene-d8 (Surr)	*101*		*50 - 150*		*08/14/11 15:40*	*1*
Dibromofluoromethane (Surr)	*93*		*50 - 150*		*08/14/11 15:40*	*1*

Method: 8260B - Volatile Organic Compounds (GC/MS)

Analyte	Result	Qualifier	RL	MDL	Unit	D	Prepared	Analyzed	Dil Fac
1,1,1-Trichloroethane	1.0	U	1.0	0.22	ug/L			08/14/11 16:01	1
1,1,2,2-Tetrachloroethane	1.0	U	1.0	0.18	ug/L			08/14/11 16:01	1
1,1,2-Trichloroethane	1.0	U	1.0	0.27	ug/L			08/14/11 16:01	1
1,1-Dichloroethane	1.0	U	1.0	0.15	ug/L			08/14/11 16:01	1
1,1-Dichloroethene	1.0	U	1.0	0.19	ug/L			08/14/11 16:01	1
1,2-Dichloroethane	1.0	U	1.0	0.22	ug/L			08/14/11 16:01	1
1,2-Dichloroethene, Total	1.0	U	1.0	0.34	ug/L			08/14/11 16:01	1
1,2-Dichloropropane	1.0	U	1.0	0.18	ug/L			08/14/11 16:01	1
2-Hexanone	10	U	10	0.41	ug/L			08/14/11 16:01	1
Bromochloromethane	1.0	U	1.0	0.29	ug/L			08/14/11 16:01	1
Acetone	1.5	J	10	1.1	ug/L			08/14/11 16:01	1
Benzene	1.0	U	1.0	0.13	ug/L			08/14/11 16:01	1
Bromoform	1.0	U	1.0	0.64	ug/L			08/14/11 16:01	1
Bromomethane	1.0	U	1.0	0.41	ug/L			08/14/11 16:01	1
Carbon disulfide	1.0	U	1.0	0.13	ug/L			08/14/11 16:01	1
Carbon tetrachloride	1.0	U	1.0	0.13	ug/L			08/14/11 16:01	1
Chlorobenzene	1.0	U	1.0	0.15	ug/L			08/14/11 16:01	1
Chloroethane	1.0	U	1.0	0.29	ug/L			08/14/11 16:01	1
Chloroform	1.0	U	1.0	0.16	ug/L			08/14/11 16:01	1
Chloromethane	1.0	U	1.0	0.30	ug/L			08/14/11 16:01	1
cis-1,2-Dichloroethene	1.0	U	1.0	0.17	ug/L			08/14/11 16:01	1
cis-1,3-Dichloropropene	1.0	U	1.0	0.14	ug/L			08/14/11 16:01	1
Bromodichloromethane	1.0	U	1.0	0.15	ug/L			08/14/11 16:01	1
Ethylbenzene	1.0	U	1.0	0.17	ug/L			08/14/11 16:01	1
1,2-Dibromoethane	1.0	U	1.0	0.24	ug/L			08/14/11 16:01	1
m-Xylene & p-Xylene	2.0	U	2.0	0.24	ug/L			08/14/11 16:01	1
2-Butanone (MEK)	10	U	10	0.57	ug/L			08/14/11 16:01	1
4-Methyl-2-pentanone (MIBK)	10	U	10	0.32	ug/L			08/14/11 16:01	1
Methylene Chloride	2.0	U	2.0	0.33	ug/L			08/14/11 16:01	1
o-Xylene	1.0	U	1.0	0.14	ug/L			08/14/11 16:01	1
Styrene	1.0	U	1.0	0.11	ug/L			08/14/11 16:01	1
Tetrachloroethene	1.0	U	1.0	0.29	ug/L			08/14/11 16:01	1
Toluene	1.0	U	1.0	0.13	ug/L			08/14/11 16:01	1
trans-1,2-Dichloroethene	1.0	U	1.0	0.19	ug/L			08/14/11 16:01	1
trans-1,3-Dichloropropene	1.0	U	1.0	0.19	ug/L			08/14/11 16:01	1
Trichloroethene	1.0	U	1.0	0.17	ug/L			08/14/11 16:01	1
Vinyl chloride	1.0	U	1.0	0.22	ug/L			08/14/11 16:01	1
Xylenes, Total	2.0	U	2.0	0.28	ug/L			08/14/11 16:01	1
Dibromochloromethane	1.0	U	1.0	0.18	ug/L			08/14/11 16:01	1

Surrogate	*% Recovery*	*Qualifier*	*Limits*	*Prepared*	*Analyzed*	*Dil Fac*
1,2-Dichloroethane-d4 (Surr)	*95*		*50 - 150*		*08/14/11 16:01*	*1*
4-Bromofluorobenzene (Surr)	*105*		*50 - 150*		*08/14/11 16:01*	*1*
Toluene-d8 (Surr)	*102*		*50 - 150*		*08/14/11 16:01*	*1*
Dibromofluoromethane (Surr)	*96*		*50 - 150*		*08/14/11 16:01*	*1*

Method: 8270C - Semivolatile Organic Compounds (GC/MS)

Analyte	Result	Qualifier	RL	MDL	Unit	D	Prepared	Analyzed	Dil Fac
2,4-Dinitrotoluene	5.0	U	5.0	0.27	ug/L		08/03/11 08:26	08/10/11 13:03	1
2,6-Dinitrotoluene	5.0	U	5.0	0.79	ug/L		08/03/11 08:26	08/10/11 13:03	1
Bis(2-ethylhexyl) phthalate	9.9	U	9.9	0.79	ug/L		08/03/11 08:26	08/10/11 13:03	1

Client Sample ID: FWGLL1mw-081C-1765-GW

Date Collected: 08/01/11 13:15
Date Received: 08/02/11 09:00

Lab Sample ID: 240-2428-2
Matrix: Water

Method: 8270C - Semivolatile Organic Compounds (GC/MS) (Continued)

Analyte	Result	Qualifier	RL	MDL	Unit	D	Prepared	Analyzed	Dil Fac
Butyl benzyl phthalate	0.99	U	0.99	0.79	ug/L		08/03/11 08:26	08/10/11 13:03	1
Diethyl phthalate	0.99	U	0.99	0.59	ug/L		08/03/11 08:26	08/10/11 13:03	1
Dimethyl phthalate	0.99	U	0.99	0.29	ug/L		08/03/11 08:26	08/10/11 13:03	1
Di-n-butyl phthalate	0.99	U	0.99	0.66	ug/L		08/03/11 08:26	08/10/11 13:03	1
Di-n-octyl phthalate	0.99	U	0.99	0.79	ug/L		08/03/11 08:26	08/10/11 13:03	1
Nitrobenzene	0.99	U	0.99	0.040	ug/L		08/03/11 08:26	08/10/11 13:03	1

Surrogate	*% Recovery*	*Qualifier*	*Limits*	*Prepared*	*Analyzed*	*Dil Fac*
2-Fluorobiphenyl (Surr)	50		50 - 150	08/03/11 08:26	08/10/11 13:03	1
2-Fluorophenol (Surr)	52		50 - 150	08/03/11 08:26	08/10/11 13:03	1
2,4,6-Tribromophenol (Surr)	48	X	50 - 150	08/03/11 08:26	08/10/11 13:03	1
Nitrobenzene-d5 (Surr)	53		50 - 150	08/03/11 08:26	08/10/11 13:03	1
Phenol-d5 (Surr)	54		50 - 150	08/03/11 08:26	08/10/11 13:03	1
Terphenyl-d14 (Surr)	65		50 - 150	08/03/11 08:26	08/10/11 13:03	1

Method: 8081A - Organochlorine Pesticides (GC)

Analyte	Result	Qualifier	RL	MDL	Unit	D	Prepared	Analyzed	Dil Fac
Aldrin	0.029	U	0.029	0.0078	ug/L		08/03/11 08:35	08/16/11 18:42	1
alpha-BHC	0.029	U	0.029	0.0067	ug/L		08/03/11 08:35	08/16/11 18:42	1
alpha-Chlordane	0.029	U	0.029	0.013	ug/L		08/03/11 08:35	08/16/11 18:42	1
beta-BHC	0.0088	J	0.029	0.0080	ug/L		08/03/11 08:35	08/16/11 18:42	1
4,4'-DDD	0.029	U	0.029	0.0091	ug/L		08/03/11 08:35	08/16/11 18:42	1
4,4'-DDE	0.029	U	0.029	0.0092	ug/L		08/03/11 08:35	08/16/11 18:42	1
4,4'-DDT	0.029	U	0.029	0.015	ug/L		08/03/11 08:35	08/16/11 18:42	1
delta-BHC	0.029	U	0.029	0.0083	ug/L		08/03/11 08:35	08/16/11 18:42	1
Dieldrin	0.029	U	0.029	0.0071	ug/L		08/03/11 08:35	08/16/11 18:42	1
Endosulfan I	0.024	U	0.024	0.012	ug/L		08/03/11 08:35	08/16/11 18:42	1
Endosulfan II	0.024	U	0.024	0.011	ug/L		08/03/11 08:35	08/16/11 18:42	1
Endosulfan sulfate	0.029	U	0.029	0.010	ug/L		08/03/11 08:35	08/16/11 18:42	1
Endrin	0.029	U	0.029	0.010	ug/L		08/03/11 08:35	08/16/11 18:42	1
Endrin aldehyde	0.029	U	0.029	0.010	ug/L		08/03/11 08:35	08/16/11 18:42	1
Endrin ketone	0.029	U	0.029	0.0074	ug/L		08/03/11 08:35	08/16/11 18:42	1
gamma-BHC (Lindane)	0.029	U	0.029	0.0061	ug/L		08/03/11 08:35	08/16/11 18:42	1
gamma-Chlordane	0.82		0.029	0.011	ug/L		08/03/11 08:35	08/16/11 18:42	1
Heptachlor	0.029	U	0.029	0.0076	ug/L		08/03/11 08:35	08/16/11 18:42	1
Heptachlor epoxide	0.029	U	0.029	0.0068	ug/L		08/03/11 08:35	08/16/11 18:42	1
Methoxychlor	0.095	U	0.095	0.030	ug/L		08/03/11 08:35	08/16/11 18:42	1
Toxaphene	1.9	U	1.9	0.30	ug/L		08/03/11 08:35	08/16/11 18:42	1

Surrogate	*% Recovery*	*Qualifier*	*Limits*	*Prepared*	*Analyzed*	*Dil Fac*
DCB Decachlorobiphenyl	39	X	50 - 150	08/03/11 08:35	08/16/11 18:42	1
DCB Decachlorobiphenyl	38	X	50 - 150	08/03/11 08:35	08/16/11 18:42	1
Tetrachloro-m-xylene	87		50 - 150	08/03/11 08:35	08/16/11 18:42	1
Tetrachloro-m-xylene	83		50 - 150	08/03/11 08:35	08/16/11 18:42	1

Method: 8330 (Modified) - Organic Compounds by UV/HPLC - Dissolved

Analyte	Result	Qualifier	RL	MDL	Unit	D	Prepared	Analyzed	Dil Fac
Nitroguanidine	20	U	20	2.4	ug/L		08/10/11 09:45	08/10/11 17:20	1

Client Sample ID: FWGLL1mw-081C-1765-GW

Lab Sample ID: 240-2428-2
Matrix: Water

Date Collected: 08/01/11 13:15
Date Received: 08/02/11 09:00

Method: 8330/8330A - Nitroaromatics & Nitramines: Explosives (8330/A)

Analyte	Result	Qualifier	RL	MDL	Unit	D	Prepared	Analyzed	Dil Fac
1,3,5-Trinitrobenzene	0.10	U	0.10	0.030	ug/L		08/08/11 08:30	08/12/11 04:40	1
1,3-Dinitrobenzene	0.10	U	0.10	0.050	ug/L		08/08/11 08:30	08/12/11 04:40	1
2-Amino-4,6-dinitrotoluene	1.2		0.10	0.10	ug/L		08/08/11 08:30	08/12/11 04:40	1
2,4,6-Trinitrotoluene	0.050	J	0.10	0.050	ug/L		08/08/11 08:30	08/12/11 04:40	1
2,4-Dinitrotoluene	0.057	J	0.10	0.050	ug/L		08/08/11 08:30	08/12/11 04:40	1
2,6-Dinitrotoluene	0.10	U	0.10	0.050	ug/L		08/08/11 08:30	08/12/11 04:40	1
2-Nitrotoluene	0.50	U	0.50	0.088	ug/L		08/08/11 08:30	08/12/11 04:40	1
3-Nitrotoluene	0.50	U	0.50	0.057	ug/L		08/08/11 08:30	08/12/11 04:40	1
4-Amino-2,6-dinitrotoluene	1.5		0.10	0.050	ug/L		08/08/11 08:30	08/12/11 04:40	1
4-Nitrotoluene	0.50	U	0.50	0.088	ug/L		08/08/11 08:30	08/12/11 04:40	1
HMX	0.82		0.10	0.036	ug/L		08/08/11 08:30	08/12/11 04:40	1
Nitrobenzene	0.10	U	0.10	0.050	ug/L		08/08/11 08:30	08/12/11 04:40	1
Nitroglycerin	0.65	U	0.65	0.33	ug/L		08/08/11 08:30	08/12/11 04:40	1
RDX	1.6		0.10	0.036	ug/L		08/08/11 08:30	08/12/11 04:40	1
PETN	0.65	U	0.65	0.30	ug/L		08/08/11 08:30	08/12/11 04:40	1
Tetryl	0.10	U	0.10	0.050	ug/L		08/08/11 08:30	08/12/11 04:40	1

Surrogate	*% Recovery*	*Qualifier*	*Limits*	*Prepared*	*Analyzed*	*Dil Fac*
3,4-Dinitrotoluene	*86*		*50 - 150*	*08/08/11 08:30*	*08/12/11 04:40*	*1*

General Chemistry

Analyte	Result	Qualifier	RL	MDL	Unit	D	Prepared	Analyzed	Dil Fac
Nitrocellulose	2.0	U	2.0	0.48	mg/L		08/10/11 08:00	08/17/11 12:00	1

Client Sample ID: FWGLL1mw-081C-1765-GF

Lab Sample ID: 240-2428-3
Matrix: Water

Date Collected: 08/01/11 13:15
Date Received: 08/02/11 09:00

Method: 6010B - Metals (ICP) - Total Recoverable

Analyte	Result	Qualifier	RL	MDL	Unit	D	Prepared	Analyzed	Dil Fac
Silver	5.0	U	5.0	2.2	ug/L		08/04/11 08:00	08/16/11 09:59	1
Arsenic	3.2	J	5.0	3.2	ug/L		08/04/11 08:00	08/16/11 09:59	1
Barium	18		10	0.67	ug/L		08/04/11 08:00	08/16/11 09:59	1
Calcium	60000		1000	130	ug/L		08/04/11 08:00	08/16/11 09:59	1
Cobalt	4.7	J	5.0	1.7	ug/L		08/04/11 08:00	08/16/11 09:59	1
Chromium	5.0	U	5.0	2.2	ug/L		08/04/11 08:00	08/16/11 09:59	1
Copper	5.0	U	5.0	4.5	ug/L		08/04/11 08:00	08/16/11 09:59	1
Potassium	2100	B	1000	72	ug/L		08/04/11 08:00	08/16/11 09:59	1
Magnesium	13000		1000	34	ug/L		08/04/11 08:00	08/16/11 09:59	1
Manganese	2000		10	0.41	ug/L		08/04/11 08:00	08/16/11 09:59	1
Nickel	7.9	J	10	3.2	ug/L		08/04/11 08:00	08/16/11 09:59	1
Lead	3.0	U	3.0	1.9	ug/L		08/04/11 08:00	08/16/11 09:59	1
Selenium	5.0	U	5.0	4.1	ug/L		08/04/11 08:00	08/16/11 09:59	1
Vanadium	0.82	J	10	0.64	ug/L		08/04/11 08:00	08/16/11 09:59	1

Method: 6020 - Metals (ICP/MS) - Total Recoverable

Analyte	Result	Qualifier	RL	MDL	Unit	D	Prepared	Analyzed	Dil Fac
Aluminum	25	J	50	19	ug/L		08/04/11 08:00	08/23/11 10:00	1
Beryllium	1.0	U	1.0	0.20	ug/L		08/04/11 08:00	08/23/11 10:00	1
Cadmium	0.50	U	0.50	0.13	ug/L		08/04/11 08:00	08/23/11 10:00	1

Client: Environmental Quality Mgt., Inc.
Project/Site: RVAAP (OH)

TestAmerica Job ID: 240-2428-1

Client Sample ID: FWGLL1mw-081C-1765-GF

Lab Sample ID: 240-2428-3
Matrix: Water

Date Collected: 08/01/11 13:15
Date Received: 08/02/11 09:00

Method: 6020 - Metals (ICP/MS) - Total Recoverable (Continued)

Analyte	Result	Qualifier	RL	MDL	Unit	D	Prepared	Analyzed	Dil Fac
Iron	3100		50	26	ug/L		08/04/11 08:00	08/23/11 10:00	1
Antimony	0.18	J	2.0	0.13	ug/L		08/04/11 08:00	08/23/11 10:00	1
Thallium	1.1	B	1.0	0.14	ug/L		08/04/11 08:00	08/23/11 10:00	1
Zinc	31		10	2.3	ug/L		08/04/11 08:00	08/23/11 10:00	1
Sodium	1800	B	1000	6.9	ug/L		08/04/11 08:00	08/23/11 10:00	1

Method: 7470A - Mercury (CVAA)

Analyte	Result	Qualifier	RL	MDL	Unit	D	Prepared	Analyzed	Dil Fac
Mercury	0.20	U	0.20	0.12	ug/L		08/04/11 11:10	08/04/11 16:33	1

General Chemistry - Dissolved

Analyte	Result	Qualifier	RL	MDL	Unit	D	Prepared	Analyzed	Dil Fac
Hexavalent chromium	0.020	U	0.020	0.0020	mg/L			08/02/11 11:27	1

Client Sample ID: FWGLL1mw-083C-1767-GW

Lab Sample ID: 240-2428-4
Matrix: Water

Date Collected: 08/01/11 15:45
Date Received: 08/02/11 09:00

Method: 8260B - Volatile Organic Compounds (GC/MS)

Analyte	Result	Qualifier	RL	MDL	Unit	D	Prepared	Analyzed	Dil Fac
1,1,1-Trichloroethane	1.0	U	1.0	0.22	ug/L			08/14/11 17:50	1
1,1,2,2-Tetrachloroethane	1.0	U	1.0	0.18	ug/L			08/14/11 17:50	1
1,1,2-Trichloroethane	1.0	U	1.0	0.27	ug/L			08/14/11 17:50	1
1,1-Dichloroethane	1.0	U	1.0	0.15	ug/L			08/14/11 17:50	1
1,1-Dichloroethene	1.0	U	1.0	0.19	ug/L			08/14/11 17:50	1
1,2-Dichloroethane	1.0	U	1.0	0.22	ug/L			08/14/11 17:50	1
1,2-Dichloroethene, Total	1.0	U	1.0	0.34	ug/L			08/14/11 17:50	1
1,2-Dichloropropane	1.0	U	1.0	0.18	ug/L			08/14/11 17:50	1
2-Hexanone	10	U	10	0.41	ug/L			08/14/11 17:50	1
Bromochloromethane	1.0	U	1.0	0.29	ug/L			08/14/11 17:50	1
Acetone	10	U	10	1.1	ug/L			08/14/11 17:50	1
Benzene	1.0	U	1.0	0.13	ug/L			08/14/11 17:50	1
Bromoform	1.0	U	1.0	0.64	ug/L			08/14/11 17:50	1
Bromomethane	1.0	U	1.0	0.41	ug/L			08/14/11 17:50	1
Carbon disulfide	1.0	U	1.0	0.13	ug/L			08/14/11 17:50	1
Carbon tetrachloride	1.0	U	1.0	0.13	ug/L			08/14/11 17:50	1
Chlorobenzene	1.0	U	1.0	0.15	ug/L			08/14/11 17:50	1
Chloroethane	1.0	U	1.0	0.29	ug/L			08/14/11 17:50	1
Chloroform	1.0	U	1.0	0.16	ug/L			08/14/11 17:50	1
Chloromethane	1.0	U	1.0	0.30	ug/L			08/14/11 17:50	1
cis-1,2-Dichloroethene	1.0	U	1.0	0.17	ug/L			08/14/11 17:50	1
cis-1,3-Dichloropropene	1.0	U	1.0	0.14	ug/L			08/14/11 17:50	1
Bromodichloromethane	1.0	U	1.0	0.15	ug/L			08/14/11 17:50	1
Ethylbenzene	1.0	U	1.0	0.17	ug/L			08/14/11 17:50	1
1,2-Dibromoethane	1.0	U	1.0	0.24	ug/L			08/14/11 17:50	1
m-Xylene & p-Xylene	2.0	U	2.0	0.24	ug/L			08/14/11 17:50	1
2-Butanone (MEK)	10	U	10	0.57	ug/L			08/14/11 17:50	1
4-Methyl-2-pentanone (MIBK)	10	U	10	0.32	ug/L			08/14/11 17:50	1
Methylene Chloride	2.0	U	2.0	0.33	ug/L			08/14/11 17:50	1
o-Xylene	1.0	U	1.0	0.14	ug/L			08/14/11 17:50	1

Client: Environmental Quality Mgt., Inc.
Project/Site: RVAAP (OH)

TestAmerica Job ID: 240-2428-1

Client Sample ID: FWGLL1mw-083C-1767-GW
Date Collected: 08/01/11 15:45
Date Received: 08/02/11 09:00

Lab Sample ID: 240-2428-4
Matrix: Water

Method: 8260B - Volatile Organic Compounds (GC/MS) (Continued)

Analyte	Result	Qualifier	RL	MDL	Unit	D	Prepared	Analyzed	Dil Fac
Styrene	1.0	U	1.0	0.11	ug/L			08/14/11 17:50	1
Tetrachloroethene	1.0	U	1.0	0.29	ug/L			08/14/11 17:50	1
Toluene	1.0	U	1.0	0.13	ug/L			08/14/11 17:50	1
trans-1,2-Dichloroethene	1.0	U	1.0	0.19	ug/L			08/14/11 17:50	1
trans-1,3-Dichloropropene	1.0	U	1.0	0.19	ug/L			08/14/11 17:50	1
Trichloroethene	1.0	U	1.0	0.17	ug/L			08/14/11 17:50	1
Vinyl chloride	1.0	U	1.0	0.22	ug/L			08/14/11 17:50	1
Xylenes, Total	2.0	U	2.0	0.28	ug/L			08/14/11 17:50	1
Dibromochloromethane	1.0	U	1.0	0.18	ug/L			08/14/11 17:50	1

Surrogate	*% Recovery*	*Qualifier*	*Limits*	*Prepared*	*Analyzed*	*Dil Fac*
1,2-Dichloroethane-d4 (Surr)	*94*		*50 - 150*		*08/14/11 17:50*	*1*
4-Bromofluorobenzene (Surr)	*98*		*50 - 150*		*08/14/11 17:50*	*1*
Toluene-d8 (Surr)	*103*		*50 - 150*		*08/14/11 17:50*	*1*
Dibromofluoromethane (Surr)	*96*		*50 - 150*		*08/14/11 17:50*	*1*

Method: 8270C - Semivolatile Organic Compounds (GC/MS)

Analyte	Result	Qualifier	RL	MDL	Unit	D	Prepared	Analyzed	Dil Fac
2,4-Dinitrotoluene	1.6	J	4.9	0.26	ug/L		08/03/11 08:26	08/10/11 13:53	1
2,6-Dinitrotoluene	4.9	U	4.9	0.78	ug/L		08/03/11 08:26	08/10/11 13:53	1
Bis(2-ethylhexyl) phthalate	9.7	U	9.7	0.78	ug/L		08/03/11 08:26	08/10/11 13:53	1
Butyl benzyl phthalate	0.97	U	0.97	0.78	ug/L		08/03/11 08:26	08/10/11 13:53	1
Diethyl phthalate	0.97	U	0.97	0.58	ug/L		08/03/11 08:26	08/10/11 13:53	1
Dimethyl phthalate	0.97	U	0.97	0.28	ug/L		08/03/11 08:26	08/10/11 13:53	1
Di-n-butyl phthalate	0.97	U	0.97	0.65	ug/L		08/03/11 08:26	08/10/11 13:53	1
Di-n-octyl phthalate	0.97	U	0.97	0.78	ug/L		08/03/11 08:26	08/10/11 13:53	1
Nitrobenzene	0.97	U	0.97	0.039	ug/L		08/03/11 08:26	08/10/11 13:53	1

Surrogate	*% Recovery*	*Qualifier*	*Limits*	*Prepared*	*Analyzed*	*Dil Fac*
2-Fluorobiphenyl (Surr)	*45*	*X*	*50 - 150*	*08/03/11 08:26*	*08/10/11 13:53*	*1*
2-Fluorophenol (Surr)	*37*	*X*	*50 - 150*	*08/03/11 08:26*	*08/10/11 13:53*	*1*
2,4,6-Tribromophenol (Surr)	*41*	*X*	*50 - 150*	*08/03/11 08:26*	*08/10/11 13:53*	*1*
Nitrobenzene-d5 (Surr)	*47*	*X*	*50 - 150*	*08/03/11 08:26*	*08/10/11 13:53*	*1*
Phenol-d5 (Surr)	*42*	*X*	*50 - 150*	*08/03/11 08:26*	*08/10/11 13:53*	*1*
Terphenyl-d14 (Surr)	*62*		*50 - 150*	*08/03/11 08:26*	*08/10/11 13:53*	*1*

Method: 8081A - Organochlorine Pesticides (GC)

Analyte	Result	Qualifier	RL	MDL	Unit	D	Prepared	Analyzed	Dil Fac
Aldrin	0.29	U	0.29	0.079	ug/L		08/03/11 08:35	08/18/11 20:18	10
alpha-BHC	0.29	U	0.29	0.067	ug/L		08/03/11 08:35	08/18/11 20:18	10
alpha-Chlordane	0.29	U	0.29	0.13	ug/L		08/03/11 08:35	08/18/11 20:18	10
beta-BHC	0.29	U	0.29	0.081	ug/L		08/03/11 08:35	08/18/11 20:18	10
4,4'-DDD	0.29	U	0.29	0.092	ug/L		08/03/11 08:35	08/18/11 20:18	10
4,4'-DDE	0.29	U	0.29	0.093	ug/L		08/03/11 08:35	08/18/11 20:18	10
4,4'-DDT	0.29	U	0.29	0.15	ug/L		08/03/11 08:35	08/18/11 20:18	10
delta-BHC	0.29	U	0.29	0.084	ug/L		08/03/11 08:35	08/18/11 20:18	10
Dieldrin	0.29	U	0.29	0.072	ug/L		08/03/11 08:35	08/18/11 20:18	10
Endosulfan I	0.24	U	0.24	0.13	ug/L		08/03/11 08:35	08/18/11 20:18	10
Endosulfan II	0.24	U	0.24	0.12	ug/L		08/03/11 08:35	08/18/11 20:18	10
Endosulfan sulfate	0.29	U	0.29	0.11	ug/L		08/03/11 08:35	08/18/11 20:18	10
Endrin	0.29	U	0.29	0.11	ug/L		08/03/11 08:35	08/18/11 20:18	10

Client: Environmental Quality Mgt., Inc.
Project/Site: RVAAP (OH)

TestAmerica Job ID: 240-2428-1

Client Sample ID: FWGLL1mw-083C-1767-GW
Date Collected: 08/01/11 15:45
Date Received: 08/02/11 09:00

Lab Sample ID: 240-2428-4
Matrix: Water

Method: 8081A - Organochlorine Pesticides (GC) (Continued)

Analyte	Result	Qualifier	RL	MDL	Unit	D	Prepared	Analyzed	Dil Fac
Endrin aldehyde	0.29	U	0.29	0.11	ug/L		08/03/11 08:35	08/18/11 20:18	10
Endrin ketone	0.29	U	0.29	0.075	ug/L		08/03/11 08:35	08/18/11 20:18	10
gamma-BHC (Lindane)	0.29	U	0.29	0.062	ug/L		08/03/11 08:35	08/18/11 20:18	10
gamma-Chlordane	0.29	U	0.29	0.12	ug/L		08/03/11 08:35	08/18/11 20:18	10
Heptachlor	0.29	U	0.29	0.077	ug/L		08/03/11 08:35	08/18/11 20:18	10
Heptachlor epoxide	0.29	U	0.29	0.068	ug/L		08/03/11 08:35	08/18/11 20:18	10
Methoxychlor	0.96	U	0.96	0.31	ug/L		08/03/11 08:35	08/18/11 20:18	10
Toxaphene	19	U	19	3.1	ug/L		08/03/11 08:35	08/18/11 20:18	10

Surrogate	*% Recovery*	*Qualifier*	*Limits*	*Prepared*	*Analyzed*	*Dil Fac*
DCB Decachlorobiphenyl	*87*		*50 - 150*	*08/03/11 08:35*	*08/18/11 20:18*	*10*
DCB Decachlorobiphenyl	*80*		*50 - 150*	*08/03/11 08:35*	*08/18/11 20:18*	*10*
Tetrachloro-m-xylene	*313*	*X*	*50 - 150*	*08/03/11 08:35*	*08/18/11 20:18*	*10*
Tetrachloro-m-xylene	*72*		*50 - 150*	*08/03/11 08:35*	*08/18/11 20:18*	*10*

Method: 8330 (Modified) - Organic Compounds by UV/HPLC - Dissolved

Analyte	Result	Qualifier	RL	MDL	Unit	D	Prepared	Analyzed	Dil Fac
Nitroguanidine	20	U	20	2.4	ug/L		08/10/11 09:45	08/10/11 18:03	1

Method: 8330/8330A - Nitroaromatics & Nitramines: Explosives (8330/A)

Analyte	Result	Qualifier	RL	MDL	Unit	D	Prepared	Analyzed	Dil Fac
1,3,5-Trinitrobenzene	6.9		0.10	0.030	ug/L		08/08/11 08:30	08/12/11 06:41	1
1,3-Dinitrobenzene	0.15	PG	0.10	0.050	ug/L		08/08/11 08:30	08/12/11 06:41	1
2-Amino-4,6-dinitrotoluene	16		0.10	0.10	ug/L		08/08/11 08:30	08/12/11 06:41	1
2,4,6-Trinitrotoluene	4.9		0.10	0.050	ug/L		08/08/11 08:30	08/12/11 06:41	1
2,4-Dinitrotoluene	3.2		0.10	0.050	ug/L		08/08/11 08:30	08/12/11 06:41	1
2,6-Dinitrotoluene	1.3		0.10	0.050	ug/L		08/08/11 08:30	08/12/11 06:41	1
2-Nitrotoluene	0.50	U	0.50	0.088	ug/L		08/08/11 08:30	08/12/11 06:41	1
3-Nitrotoluene	0.50	U	0.50	0.057	ug/L		08/08/11 08:30	08/12/11 06:41	1
4-Amino-2,6-dinitrotoluene	24	Q	0.20	0.10	ug/L		08/08/11 08:30	08/13/11 07:24	2.01
4-Nitrotoluene	0.50	U	0.50	0.088	ug/L		08/08/11 08:30	08/12/11 06:41	1
HMX	1.7	PG	0.10	0.036	ug/L		08/08/11 08:30	08/12/11 06:41	1
Nitrobenzene	0.10	U	0.10	0.050	ug/L		08/08/11 08:30	08/12/11 06:41	1
Nitroglycerin	0.65	U	0.65	0.33	ug/L		08/08/11 08:30	08/12/11 06:41	1
RDX	0.085	J	0.10	0.036	ug/L		08/08/11 08:30	08/12/11 06:41	1
PETN	0.65	U	0.65	0.30	ug/L		08/08/11 08:30	08/12/11 06:41	1
Tetryl	0.10	U	0.10	0.050	ug/L		08/08/11 08:30	08/12/11 06:41	1

Surrogate	*% Recovery*	*Qualifier*	*Limits*	*Prepared*	*Analyzed*	*Dil Fac*
3,4-Dinitrotoluene	*104*		*50 - 150*	*08/08/11 08:30*	*08/12/11 06:41*	*1*
3,4-Dinitrotoluene	*102*		*50 - 150*	*08/08/11 08:30*	*08/13/11 07:24*	*2.01*

General Chemistry

Analyte	Result	Qualifier	RL	MDL	Unit	D	Prepared	Analyzed	Dil Fac
Nitrocellulose	2.0	U	2.0	0.48	mg/L		08/10/11 08:00	08/17/11 12:06	1

Client Sample ID: FWGLL1mw-083C-1767-GF
Lab Sample ID: 240-2428-5
Matrix: Water
Date Collected: 08/01/11 15:45
Date Received: 08/02/11 09:00

Method: 6010B - Metals (ICP) - Total Recoverable

Analyte	Result	Qualifier	RL	MDL	Unit	D	Prepared	Analyzed	Dil Fac
Silver	5.0	U	5.0	2.2	ug/L		08/04/11 08:00	08/16/11 10:23	1
Arsenic	5.0	U	5.0	3.2	ug/L		08/04/11 08:00	08/16/11 10:23	1
Barium	17		10	0.67	ug/L		08/04/11 08:00	08/16/11 10:23	1
Calcium	26000		1000	130	ug/L		08/04/11 08:00	08/16/11 10:23	1
Cobalt	10		5.0	1.7	ug/L		08/04/11 08:00	08/16/11 10:23	1
Chromium	5.0	U	5.0	2.2	ug/L		08/04/11 08:00	08/16/11 10:23	1
Copper	5.0	U	5.0	4.5	ug/L		08/04/11 08:00	08/16/11 10:23	1
Potassium	2200	B	1000	72	ug/L		08/04/11 08:00	08/16/11 10:23	1
Magnesium	5200		1000	34	ug/L		08/04/11 08:00	08/16/11 10:23	1
Manganese	520		10	0.41	ug/L		08/04/11 08:00	08/16/11 10:23	1
Nickel	33		10	3.2	ug/L		08/04/11 08:00	08/16/11 10:23	1
Lead	3.0	U	3.0	1.9	ug/L		08/04/11 08:00	08/16/11 10:23	1
Selenium	5.0	U	5.0	4.1	ug/L		08/04/11 08:00	08/16/11 10:23	1
Vanadium	10	U	10	0.64	ug/L		08/04/11 08:00	08/16/11 10:23	1

Method: 6020 - Metals (ICP/MS) - Total Recoverable

Analyte	Result	Qualifier	RL	MDL	Unit	D	Prepared	Analyzed	Dil Fac
Aluminum	940		50	19	ug/L		08/04/11 08:00	08/23/11 10:31	1
Beryllium	0.44	J	1.0	0.20	ug/L		08/04/11 08:00	08/23/11 10:31	1
Cadmium	0.73		0.50	0.13	ug/L		08/04/11 08:00	08/23/11 10:31	1
Iron	50	U	50	26	ug/L		08/04/11 08:00	08/23/11 10:31	1
Antimony	0.35	J	2.0	0.13	ug/L		08/04/11 08:00	08/23/11 10:31	1
Thallium	0.63	J B	1.0	0.14	ug/L		08/04/11 08:00	08/23/11 10:31	1
Zinc	37		10	2.3	ug/L		08/04/11 08:00	08/23/11 10:31	1
Sodium	9200	B	1000	6.9	ug/L		08/04/11 08:00	08/23/11 10:31	1

Method: 7470A - Mercury (CVAA)

Analyte	Result	Qualifier	RL	MDL	Unit	D	Prepared	Analyzed	Dil Fac
Mercury	0.20	U	0.20	0.12	ug/L		08/04/11 11:10	08/04/11 16:37	1

General Chemistry - Dissolved

Analyte	Result	Qualifier	RL	MDL	Unit	D	Prepared	Analyzed	Dil Fac
Hexavalent chromium	0.020	U	0.020	0.0020	mg/L			08/02/11 11:18	1

Client Sample ID: FWGTEAM2-TRIP
Lab Sample ID: 240-2428-6
Matrix: Water
Date Collected: 08/01/11 11:00
Date Received: 08/02/11 09:00

Method: 8260B - Volatile Organic Compounds (GC/MS)

Analyte	Result	Qualifier	RL	MDL	Unit	D	Prepared	Analyzed	Dil Fac
1,1,1-Trichloroethane	1.0	U	1.0	0.22	ug/L			08/14/11 17:28	1
1,1,2,2-Tetrachloroethane	1.0	U	1.0	0.18	ug/L			08/14/11 17:28	1
1,1,2-Trichloroethane	1.0	U	1.0	0.27	ug/L			08/14/11 17:28	1
1,1-Dichloroethane	1.0	U	1.0	0.15	ug/L			08/14/11 17:28	1
1,1-Dichloroethene	1.0	U	1.0	0.19	ug/L			08/14/11 17:28	1
1,2-Dichloroethane	1.0	U	1.0	0.22	ug/L			08/14/11 17:28	1
1,2-Dichloroethene, Total	1.0	U	1.0	0.34	ug/L			08/14/11 17:28	1
1,2-Dichloropropane	1.0	U	1.0	0.18	ug/L			08/14/11 17:28	1
2-Hexanone	10	U	10	0.41	ug/L			08/14/11 17:28	1
Bromochloromethane	1.0	U	1.0	0.29	ug/L			08/14/11 17:28	1

Client Sample ID: FWGTEAM2-TRIP

Lab Sample ID: 240-2428-6
Matrix: Water

Date Collected: 08/01/11 11:00
Date Received: 08/02/11 09:00

Method: 8260B - Volatile Organic Compounds (GC/MS) (Continued)

Analyte	Result	Qualifier	RL	MDL	Unit	D	Prepared	Analyzed	Dil Fac
Acetone	1.2	J	10	1.1	ug/L			08/14/11 17:28	1
Benzene	1.0	U	1.0	0.13	ug/L			08/14/11 17:28	1
Bromoform	1.0	U	1.0	0.64	ug/L			08/14/11 17:28	1
Bromomethane	1.0	U	1.0	0.41	ug/L			08/14/11 17:28	1
Carbon disulfide	1.0	U	1.0	0.13	ug/L			08/14/11 17:28	1
Carbon tetrachloride	1.0	U	1.0	0.13	ug/L			08/14/11 17:28	1
Chlorobenzene	1.0	U	1.0	0.15	ug/L			08/14/11 17:28	1
Chloroethane	1.0	U	1.0	0.29	ug/L			08/14/11 17:28	1
Chloroform	1.0	U	1.0	0.16	ug/L			08/14/11 17:28	1
Chloromethane	1.0	U	1.0	0.30	ug/L			08/14/11 17:28	1
cis-1,2-Dichloroethene	1.0	U	1.0	0.17	ug/L			08/14/11 17:28	1
cis-1,3-Dichloropropene	1.0	U	1.0	0.14	ug/L			08/14/11 17:28	1
Bromodichloromethane	1.0	U	1.0	0.15	ug/L			08/14/11 17:28	1
Ethylbenzene	1.0	U	1.0	0.17	ug/L			08/14/11 17:28	1
1,2-Dibromoethane	1.0	U	1.0	0.24	ug/L			08/14/11 17:28	1
m-Xylene & p-Xylene	2.0	U	2.0	0.24	ug/L			08/14/11 17:28	1
2-Butanone (MEK)	10	U	10	0.57	ug/L			08/14/11 17:28	1
4-Methyl-2-pentanone (MIBK)	10	U	10	0.32	ug/L			08/14/11 17:28	1
Methylene Chloride	2.0	U	2.0	0.33	ug/L			08/14/11 17:28	1
o-Xylene	1.0	U	1.0	0.14	ug/L			08/14/11 17:28	1
Styrene	1.0	U	1.0	0.11	ug/L			08/14/11 17:28	1
Tetrachloroethene	1.0	U	1.0	0.29	ug/L			08/14/11 17:28	1
Toluene	1.0	U	1.0	0.13	ug/L			08/14/11 17:28	1
trans-1,2-Dichloroethene	1.0	U	1.0	0.19	ug/L			08/14/11 17:28	1
trans-1,3-Dichloropropene	1.0	U	1.0	0.19	ug/L			08/14/11 17:28	1
Trichloroethene	1.0	U	1.0	0.17	ug/L			08/14/11 17:28	1
Vinyl chloride	1.0	U	1.0	0.22	ug/L			08/14/11 17:28	1
Xylenes, Total	2.0	U	2.0	0.28	ug/L			08/14/11 17:28	1
Dibromochloromethane	1.0	U	1.0	0.18	ug/L			08/14/11 17:28	1

Surrogate	*% Recovery*	*Qualifier*	*Limits*	*Prepared*	*Analyzed*	*Dil Fac*
1,2-Dichloroethane-d4 (Surr)	*94*		*50 - 150*		*08/14/11 17:28*	*1*
4-Bromofluorobenzene (Surr)	*102*		*50 - 150*		*08/14/11 17:28*	*1*
Toluene-d8 (Surr)	*103*		*50 - 150*		*08/14/11 17:28*	*1*
Dibromofluoromethane (Surr)	*96*		*50 - 150*		*08/14/11 17:28*	*1*

Client Sample ID: FWGLL1mw-085C-1769-GW

Lab Sample ID: 240-2428-7
Matrix: Water

Date Collected: 08/01/11 12:42
Date Received: 08/02/11 09:00

Method: 8260B - Volatile Organic Compounds (GC/MS)

Analyte	Result	Qualifier	RL	MDL	Unit	D	Prepared	Analyzed	Dil Fac
1,1,1-Trichloroethane	1.0	U	1.0	0.22	ug/L			08/14/11 18:11	1
1,1,2,2-Tetrachloroethane	1.0	U	1.0	0.18	ug/L			08/14/11 18:11	1
1,1,2-Trichloroethane	1.0	U	1.0	0.27	ug/L			08/14/11 18:11	1
1,1-Dichloroethane	1.0	U	1.0	0.15	ug/L			08/14/11 18:11	1
1,1-Dichloroethene	1.0	U	1.0	0.19	ug/L			08/14/11 18:11	1
1,2-Dichloroethane	1.0	U	1.0	0.22	ug/L			08/14/11 18:11	1
1,2-Dichloroethene, Total	1.0	U	1.0	0.34	ug/L			08/14/11 18:11	1
1,2-Dichloropropane	1.0	U	1.0	0.18	ug/L			08/14/11 18:11	1

Client Sample ID: FWGLL1mw-085C-1769-GW
Date Collected: 08/01/11 12:42
Date Received: 08/02/11 09:00

Lab Sample ID: 240-2428-7
Matrix: Water

Method: 8260B - Volatile Organic Compounds (GC/MS) (Continued)

Analyte	Result	Qualifier	RL	MDL	Unit	D	Prepared	Analyzed	Dil Fac
2-Hexanone	10	U	10	0.41	ug/L			08/14/11 18:11	1
Bromochloromethane	1.0	U	1.0	0.29	ug/L			08/14/11 18:11	1
Acetone	1.1	J	10	1.1	ug/L			08/14/11 18:11	1
Benzene	1.0	U	1.0	0.13	ug/L			08/14/11 18:11	1
Bromoform	1.0	U	1.0	0.64	ug/L			08/14/11 18:11	1
Bromomethane	1.0	U	1.0	0.41	ug/L			08/14/11 18:11	1
Carbon disulfide	1.0	U	1.0	0.13	ug/L			08/14/11 18:11	1
Carbon tetrachloride	1.0	U	1.0	0.13	ug/L			08/14/11 18:11	1
Chlorobenzene	1.0	U	1.0	0.15	ug/L			08/14/11 18:11	1
Chloroethane	1.0	U	1.0	0.29	ug/L			08/14/11 18:11	1
Chloroform	1.0	U	1.0	0.16	ug/L			08/14/11 18:11	1
Chloromethane	1.0	U	1.0	0.30	ug/L			08/14/11 18:11	1
cis-1,2-Dichloroethene	1.0	U	1.0	0.17	ug/L			08/14/11 18:11	1
cis-1,3-Dichloropropene	1.0	U	1.0	0.14	ug/L			08/14/11 18:11	1
Bromodichloromethane	1.0	U	1.0	0.15	ug/L			08/14/11 18:11	1
Ethylbenzene	1.0	U	1.0	0.17	ug/L			08/14/11 18:11	1
1,2-Dibromoethane	1.0	U	1.0	0.24	ug/L			08/14/11 18:11	1
m-Xylene & p-Xylene	2.0	U	2.0	0.24	ug/L			08/14/11 18:11	1
2-Butanone (MEK)	10	U	10	0.57	ug/L			08/14/11 18:11	1
4-Methyl-2-pentanone (MIBK)	10	U	10	0.32	ug/L			08/14/11 18:11	1
Methylene Chloride	2.0	U	2.0	0.33	ug/L			08/14/11 18:11	1
o-Xylene	1.0	U	1.0	0.14	ug/L			08/14/11 18:11	1
Styrene	1.0	U	1.0	0.11	ug/L			08/14/11 18:11	1
Tetrachloroethene	1.0	U	1.0	0.29	ug/L			08/14/11 18:11	1
Toluene	1.0	U	1.0	0.13	ug/L			08/14/11 18:11	1
trans-1,2-Dichloroethene	1.0	U	1.0	0.19	ug/L			08/14/11 18:11	1
trans-1,3-Dichloropropene	1.0	U	1.0	0.19	ug/L			08/14/11 18:11	1
Trichloroethene	0.44	J B	1.0	0.17	ug/L			08/14/11 18:11	1
Vinyl chloride	1.0	U	1.0	0.22	ug/L			08/14/11 18:11	1
Xylenes, Total	2.0	U	2.0	0.28	ug/L			08/14/11 18:11	1
Dibromochloromethane	1.0	U	1.0	0.18	ug/L			08/14/11 18:11	1

Surrogate	*% Recovery*	*Qualifier*	*Limits*	*Prepared*	*Analyzed*	*Dil Fac*
1,2-Dichloroethane-d4 (Surr)	*93*		*50 - 150*		*08/14/11 18:11*	*1*
4-Bromofluorobenzene (Surr)	*100*		*50 - 150*		*08/14/11 18:11*	*1*
Toluene-d8 (Surr)	*104*		*50 - 150*		*08/14/11 18:11*	*1*
Dibromofluoromethane (Surr)	*95*		*50 - 150*		*08/14/11 18:11*	*1*

Method: 8270C - Semivolatile Organic Compounds (GC/MS)

Analyte	Result	Qualifier	RL	MDL	Unit	D	Prepared	Analyzed	Dil Fac
2,4-Dinitrotoluene	4.9	U	4.9	0.26	ug/L		08/03/11 08:26	08/10/11 14:10	1
2,6-Dinitrotoluene	4.9	U	4.9	0.78	ug/L		08/03/11 08:26	08/10/11 14:10	1
Bis(2-ethylhexyl) phthalate	1.1	J	9.8	0.78	ug/L		08/03/11 08:26	08/10/11 14:10	1
Butyl benzyl phthalate	0.98	U	0.98	0.78	ug/L		08/03/11 08:26	08/10/11 14:10	1
Diethyl phthalate	0.98	U	0.98	0.59	ug/L		08/03/11 08:26	08/10/11 14:10	1
Dimethyl phthalate	0.98	U	0.98	0.28	ug/L		08/03/11 08:26	08/10/11 14:10	1
Di-n-butyl phthalate	0.98	U	0.98	0.66	ug/L		08/03/11 08:26	08/10/11 14:10	1
Di-n-octyl phthalate	0.98	U	0.98	0.78	ug/L		08/03/11 08:26	08/10/11 14:10	1
Nitrobenzene	0.98	U	0.98	0.039	ug/L		08/03/11 08:26	08/10/11 14:10	1

Client: Environmental Quality Mgt., Inc.
Project/Site: RVAAP (OH)

TestAmerica Job ID: 240-2428-1

Client Sample ID: FWGLL1mw-085C-1769-GW
Date Collected: 08/01/11 12:42
Date Received: 08/02/11 09:00

Lab Sample ID: 240-2428-7
Matrix: Water

Surrogate	% Recovery	Qualifier	Limits	Prepared	Analyzed	Dil Fac
2-Fluorobiphenyl (Surr)	52		50 - 150	08/03/11 08:26	08/10/11 14:10	1
2-Fluorophenol (Surr)	56		50 - 150	08/03/11 08:26	08/10/11 14:10	1
2,4,6-Tribromophenol (Surr)	52		50 - 150	08/03/11 08:26	08/10/11 14:10	1
Nitrobenzene-d5 (Surr)	56		50 - 150	08/03/11 08:26	08/10/11 14:10	1
Phenol-d5 (Surr)	58		50 - 150	08/03/11 08:26	08/10/11 14:10	1
Terphenyl-d14 (Surr)	55		50 - 150	08/03/11 08:26	08/10/11 14:10	1

Method: 8081A - Organochlorine Pesticides (GC)

Analyte	Result	Qualifier	RL	MDL	Unit	D	Prepared	Analyzed	Dil Fac
Aldrin	0.029	U	0.029	0.0078	ug/L		08/03/11 08:35	08/16/11 20:44	1
alpha-BHC	0.029	U	0.029	0.0067	ug/L		08/03/11 08:35	08/16/11 20:44	1
alpha-Chlordane	0.029	U	0.029	0.013	ug/L		08/03/11 08:35	08/16/11 20:44	1
beta-BHC	0.029	U	0.029	0.0080	ug/L		08/03/11 08:35	08/16/11 20:44	1
4,4'-DDD	0.029	U	0.029	0.0091	ug/L		08/03/11 08:35	08/16/11 20:44	1
4,4'-DDE	0.029	U	0.029	0.0092	ug/L		08/03/11 08:35	08/16/11 20:44	1
4,4'-DDT	0.029	U	0.029	0.015	ug/L		08/03/11 08:35	08/16/11 20:44	1
delta-BHC	0.029	U	0.029	0.0083	ug/L		08/03/11 08:35	08/16/11 20:44	1
Dieldrin	0.029	U	0.029	0.0071	ug/L		08/03/11 08:35	08/16/11 20:44	1
Endosulfan I	0.024	U	0.024	0.012	ug/L		08/03/11 08:35	08/16/11 20:44	1
Endosulfan II	0.024	U	0.024	0.011	ug/L		08/03/11 08:35	08/16/11 20:44	1
Endosulfan sulfate	0.029	U	0.029	0.010	ug/L		08/03/11 08:35	08/16/11 20:44	1
Endrin	0.029	U	0.029	0.010	ug/L		08/03/11 08:35	08/16/11 20:44	1
Endrin aldehyde	0.029	U	0.029	0.010	ug/L		08/03/11 08:35	08/16/11 20:44	1
Endrin ketone	0.029	U	0.029	0.0074	ug/L		08/03/11 08:35	08/16/11 20:44	1
gamma-BHC (Lindane)	0.029	U	0.029	0.0061	ug/L		08/03/11 08:35	08/16/11 20:44	1
gamma-Chlordane	0.029	U	0.029	0.011	ug/L		08/03/11 08:35	08/16/11 20:44	1
Heptachlor	0.029	U	0.029	0.0076	ug/L		08/03/11 08:35	08/16/11 20:44	1
Heptachlor epoxide	0.029	U	0.029	0.0068	ug/L		08/03/11 08:35	08/16/11 20:44	1
Methoxychlor	0.095	U	0.095	0.030	ug/L		08/03/11 08:35	08/16/11 20:44	1
Toxaphene	1.9	U	1.9	0.30	ug/L		08/03/11 08:35	08/16/11 20:44	1

Surrogate	% Recovery	Qualifier	Limits	Prepared	Analyzed	Dil Fac
DCB Decachlorobiphenyl	39	X	50 - 150	08/03/11 08:35	08/16/11 20:44	1
DCB Decachlorobiphenyl	38	X	50 - 150	08/03/11 08:35	08/16/11 20:44	1
Tetrachloro-m-xylene	92		50 - 150	08/03/11 08:35	08/16/11 20:44	1
Tetrachloro-m-xylene	84		50 - 150	08/03/11 08:35	08/16/11 20:44	1

Method: 8330 (Modified) - Organic Compounds by UV/HPLC - Dissolved

Analyte	Result	Qualifier	RL	MDL	Unit	D	Prepared	Analyzed	Dil Fac
Nitroguanidine	20	U	20	2.4	ug/L		08/10/11 09:45	08/10/11 18:18	1

Method: 8330/8330A - Nitroaromatics & Nitramines: Explosives (8330/A)

Analyte	Result	Qualifier	RL	MDL	Unit	D	Prepared	Analyzed	Dil Fac
1,3,5-Trinitrobenzene	0.10	U	0.10	0.030	ug/L		08/08/11 08:30	08/12/11 07:21	1
1,3-Dinitrobenzene	0.10	U	0.10	0.050	ug/L		08/08/11 08:30	08/12/11 07:21	1
2-Amino-4,6-dinitrotoluene	0.10	U	0.10	0.10	ug/L		08/08/11 08:30	08/12/11 07:21	1
2,4,6-Trinitrotoluene	0.10	U	0.10	0.050	ug/L		08/08/11 08:30	08/12/11 07:21	1
2,4-Dinitrotoluene	0.10	U	0.10	0.050	ug/L		08/08/11 08:30	08/12/11 07:21	1
2,6-Dinitrotoluene	0.10	U	0.10	0.050	ug/L		08/08/11 08:30	08/12/11 07:21	1
2-Nitrotoluene	0.50	U	0.50	0.088	ug/L		08/08/11 08:30	08/12/11 07:21	1
3-Nitrotoluene	0.50	U	0.50	0.057	ug/L		08/08/11 08:30	08/12/11 07:21	1
4-Amino-2,6-dinitrotoluene	0.10	U	0.10	0.050	ug/L		08/08/11 08:30	08/12/11 07:21	1

Client Sample ID: FWGLL1mw-085C-1769-GW
Date Collected: 08/01/11 12:42
Date Received: 08/02/11 09:00

Lab Sample ID: 240-2428-7
Matrix: Water

Method: 8330/8330A - Nitroaromatics & Nitramines: Explosives (8330/A) (Continued)

Analyte	Result	Qualifier	RL	MDL	Unit	D	Prepared	Analyzed	Dil Fac
4-Nitrotoluene	0.50	U	0.50	0.088	ug/L		08/08/11 08:30	08/12/11 07:21	1
HMX	0.10	U	0.10	0.036	ug/L		08/08/11 08:30	08/12/11 07:21	1
Nitrobenzene	0.10	U	0.10	0.050	ug/L		08/08/11 08:30	08/12/11 07:21	1
Nitroglycerin	0.65	U	0.65	0.33	ug/L		08/08/11 08:30	08/12/11 07:21	1
RDX	0.10	U	0.10	0.036	ug/L		08/08/11 08:30	08/12/11 07:21	1
PETN	0.65	U	0.65	0.30	ug/L		08/08/11 08:30	08/12/11 07:21	1
Tetryl	0.10	U	0.10	0.050	ug/L		08/08/11 08:30	08/12/11 07:21	1

Surrogate	*% Recovery*	*Qualifier*	*Limits*	*Prepared*	*Analyzed*	*Dil Fac*
3,4-Dinitrotoluene	89		50 - 150	08/08/11 08:30	08/12/11 07:21	1

General Chemistry

Analyte	Result	Qualifier	RL	MDL	Unit	D	Prepared	Analyzed	Dil Fac
Nitrocellulose	2.0	U	2.0	0.48	mg/L		08/10/11 08:00	08/17/11 12:08	1

Client Sample ID: FWGLL1mw-085C-1769-GF
Date Collected: 08/01/11 12:42
Date Received: 08/02/11 09:00

Lab Sample ID: 240-2428-8
Matrix: Water

Method: 6010B - Metals (ICP) - Total Recoverable

Analyte	Result	Qualifier	RL	MDL	Unit	D	Prepared	Analyzed	Dil Fac
Silver	5.0	U	5.0	2.2	ug/L		08/04/11 08:00	08/16/11 10:29	1
Arsenic	4.8	J	5.0	3.2	ug/L		08/04/11 08:00	08/16/11 10:29	1
Barium	16		10	0.67	ug/L		08/04/11 08:00	08/16/11 10:29	1
Calcium	78000		1000	130	ug/L		08/04/11 08:00	08/16/11 10:29	1
Cobalt	2.9	J	5.0	1.7	ug/L		08/04/11 08:00	08/16/11 10:29	1
Chromium	5.0	U	5.0	2.2	ug/L		08/04/11 08:00	08/16/11 10:29	1
Copper	5.0	U	5.0	4.5	ug/L		08/04/11 08:00	08/16/11 10:29	1
Potassium	1700	B	1000	72	ug/L		08/04/11 08:00	08/16/11 10:29	1
Magnesium	21000		1000	34	ug/L		08/04/11 08:00	08/16/11 10:29	1
Manganese	840		10	0.41	ug/L		08/04/11 08:00	08/16/11 10:29	1
Nickel	19		10	3.2	ug/L		08/04/11 08:00	08/16/11 10:29	1
Lead	3.0	U	3.0	1.9	ug/L		08/04/11 08:00	08/16/11 10:29	1
Selenium	5.0	U	5.0	4.1	ug/L		08/04/11 08:00	08/16/11 10:29	1
Vanadium	10	U	10	0.64	ug/L		08/04/11 08:00	08/16/11 10:29	1

Method: 6020 - Metals (ICP/MS) - Total Recoverable

Analyte	Result	Qualifier	RL	MDL	Unit	D	Prepared	Analyzed	Dil Fac
Aluminum	50	U	50	19	ug/L		08/04/11 08:00	08/23/11 10:38	1
Beryllium	1.0	U	1.0	0.20	ug/L		08/04/11 08:00	08/23/11 10:38	1
Cadmium	0.50	U	0.50	0.13	ug/L		08/04/11 08:00	08/23/11 10:38	1
Iron	420		50	26	ug/L		08/04/11 08:00	08/23/11 10:38	1
Antimony	2.0	U	2.0	0.13	ug/L		08/04/11 08:00	08/23/11 10:38	1
Thallium	0.33	J B	1.0	0.14	ug/L		08/04/11 08:00	08/23/11 10:38	1
Zinc	10	U	10	2.3	ug/L		08/04/11 08:00	08/23/11 10:38	1
Sodium	1700	B	1000	6.9	ug/L		08/04/11 08:00	08/23/11 10:38	1

Method: 7470A - Mercury (CVAA)

Analyte	Result	Qualifier	RL	MDL	Unit	D	Prepared	Analyzed	Dil Fac
Mercury	0.20	U	0.20	0.12	ug/L		08/04/11 11:10	08/04/11 16:38	1

Client: Environmental Quality Mgt., Inc.
Project/Site: RVAAP (OH)

TestAmerica Job ID: 240-2428-1

Client Sample ID: FWGLL1mw-085C-1769-GF
Date Collected: 08/01/11 12:42
Date Received: 08/02/11 09:00

Lab Sample ID: 240-2428-8
Matrix: Water

General Chemistry - Dissolved

Analyte	Result	Qualifier	RL	MDL	Unit	D	Prepared	Analyzed	Dil Fac
Hexavalent chromium	0.020	U	0.020	0.0020	mg/L			08/02/11 11:19	1

Client Sample ID: FWGLL1mw-082C-1766-GW
Date Collected: 08/01/11 13:32
Date Received: 08/02/11 09:00

Lab Sample ID: 240-2428-9
Matrix: Water

Method: 8260B - Volatile Organic Compounds (GC/MS)

Analyte	Result	Qualifier	RL	MDL	Unit	D	Prepared	Analyzed	Dil Fac
1,1,1-Trichloroethane	1.0	U	1.0	0.22	ug/L			08/14/11 18:32	1
1,1,2,2-Tetrachloroethane	1.0	U	1.0	0.18	ug/L			08/14/11 18:32	1
1,1,2-Trichloroethane	1.0	U	1.0	0.27	ug/L			08/14/11 18:32	1
1,1-Dichloroethane	1.0	U	1.0	0.15	ug/L			08/14/11 18:32	1
1,1-Dichloroethene	1.0	U	1.0	0.19	ug/L			08/14/11 18:32	1
1,2-Dichloroethane	1.0	U	1.0	0.22	ug/L			08/14/11 18:32	1
1,2-Dichloroethene, Total	1.0	U	1.0	0.34	ug/L			08/14/11 18:32	1
1,2-Dichloropropane	1.0	U	1.0	0.18	ug/L			08/14/11 18:32	1
2-Hexanone	10	U	10	0.41	ug/L			08/14/11 18:32	1
Bromochloromethane	1.0	U	1.0	0.29	ug/L			08/14/11 18:32	1
Acetone	10	U	10	1.1	ug/L			08/14/11 18:32	1
Benzene	1.0	U	1.0	0.13	ug/L			08/14/11 18:32	1
Bromoform	1.0	U	1.0	0.64	ug/L			08/14/11 18:32	1
Bromomethane	1.0	U	1.0	0.41	ug/L			08/14/11 18:32	1
Carbon disulfide	1.0	U	1.0	0.13	ug/L			08/14/11 18:32	1
Carbon tetrachloride	1.0	U	1.0	0.13	ug/L			08/14/11 18:32	1
Chlorobenzene	1.0	U	1.0	0.15	ug/L			08/14/11 18:32	1
Chloroethane	1.0	U	1.0	0.29	ug/L			08/14/11 18:32	1
Chloroform	1.0	U	1.0	0.16	ug/L			08/14/11 18:32	1
Chloromethane	1.0	U	1.0	0.30	ug/L			08/14/11 18:32	1
cis-1,2-Dichloroethene	1.0	U	1.0	0.17	ug/L			08/14/11 18:32	1
cis-1,3-Dichloropropene	1.0	U	1.0	0.14	ug/L			08/14/11 18:32	1
Bromodichloromethane	1.0	U	1.0	0.15	ug/L			08/14/11 18:32	1
Ethylbenzene	1.0	U	1.0	0.17	ug/L			08/14/11 18:32	1
1,2-Dibromoethane	1.0	U	1.0	0.24	ug/L			08/14/11 18:32	1
m-Xylene & p-Xylene	2.0	U	2.0	0.24	ug/L			08/14/11 18:32	1
2-Butanone (MEK)	10	U	10	0.57	ug/L			08/14/11 18:32	1
4-Methyl-2-pentanone (MIBK)	10	U	10	0.32	ug/L			08/14/11 18:32	1
Methylene Chloride	2.0	U	2.0	0.33	ug/L			08/14/11 18:32	1
o-Xylene	1.0	U	1.0	0.14	ug/L			08/14/11 18:32	1
Styrene	1.0	U	1.0	0.11	ug/L			08/14/11 18:32	1
Tetrachloroethene	1.0	U	1.0	0.29	ug/L			08/14/11 18:32	1
Toluene	1.0	U	1.0	0.13	ug/L			08/14/11 18:32	1
trans-1,2-Dichloroethene	1.0	U	1.0	0.19	ug/L			08/14/11 18:32	1
trans-1,3-Dichloropropene	1.0	U	1.0	0.19	ug/L			08/14/11 18:32	1
Trichloroethene	1.0	U	1.0	0.17	ug/L			08/14/11 18:32	1
Vinyl chloride	1.0	U	1.0	0.22	ug/L			08/14/11 18:32	1
Xylenes, Total	2.0	U	2.0	0.28	ug/L			08/14/11 18:32	1
Dibromochloromethane	1.0	U	1.0	0.18	ug/L			08/14/11 18:32	1

Surrogate	*% Recovery*	*Qualifier*	*Limits*	*Prepared*	*Analyzed*	*Dil Fac*
1,2-Dichloroethane-d4 (Surr)	*95*		*50 - 150*		*08/14/11 18:32*	*1*

Client Sample ID: FWGLL1mw-082C-1766-GW
Date Collected: 08/01/11 13:32
Date Received: 08/02/11 09:00

Lab Sample ID: 240-2428-9
Matrix: Water

Method: 8260B - Volatile Organic Compounds (GC/MS) (Continued)

Surrogate	*% Recovery*	*Qualifier*	*Limits*	*Prepared*	*Analyzed*	*Dil Fac*
4-Bromofluorobenzene (Surr)	*100*		*50 - 150*		*08/14/11 18:32*	*1*
Toluene-d8 (Surr)	*101*		*50 - 150*		*08/14/11 18:32*	*1*
Dibromofluoromethane (Surr)	*95*		*50 - 150*		*08/14/11 18:32*	*1*

Method: 8270C - Semivolatile Organic Compounds (GC/MS)

Analyte	Result	Qualifier	RL	MDL	Unit	D	Prepared	Analyzed	Dil Fac
2,4-Dinitrotoluene	5.0	U	5.0	0.27	ug/L		08/03/11 08:26	08/10/11 14:26	1
2,6-Dinitrotoluene	5.0	U	5.0	0.79	ug/L		08/03/11 08:26	08/10/11 14:26	1
Bis(2-ethylhexyl) phthalate	9.9	U	9.9	0.79	ug/L		08/03/11 08:26	08/10/11 14:26	1
Butyl benzyl phthalate	0.99	U	0.99	0.79	ug/L		08/03/11 08:26	08/10/11 14:26	1
Diethyl phthalate	0.99	U	0.99	0.59	ug/L		08/03/11 08:26	08/10/11 14:26	1
Dimethyl phthalate	0.99	U	0.99	0.29	ug/L		08/03/11 08:26	08/10/11 14:26	1
Di-n-butyl phthalate	0.99	U	0.99	0.66	ug/L		08/03/11 08:26	08/10/11 14:26	1
Di-n-octyl phthalate	0.99	U	0.99	0.79	ug/L		08/03/11 08:26	08/10/11 14:26	1
Nitrobenzene	0.99	U	0.99	0.040	ug/L		08/03/11 08:26	08/10/11 14:26	1

Surrogate	*% Recovery*	*Qualifier*	*Limits*	*Prepared*	*Analyzed*	*Dil Fac*
2-Fluorobiphenyl (Surr)	*49*	*X*	*50 - 150*	*08/03/11 08:26*	*08/10/11 14:26*	*1*
2-Fluorophenol (Surr)	*54*		*50 - 150*	*08/03/11 08:26*	*08/10/11 14:26*	*1*
2,4,6-Tribromophenol (Surr)	*50*		*50 - 150*	*08/03/11 08:26*	*08/10/11 14:26*	*1*
Nitrobenzene-d5 (Surr)	*54*		*50 - 150*	*08/03/11 08:26*	*08/10/11 14:26*	*1*
Phenol-d5 (Surr)	*57*		*50 - 150*	*08/03/11 08:26*	*08/10/11 14:26*	*1*
Terphenyl-d14 (Surr)	*56*		*50 - 150*	*08/03/11 08:26*	*08/10/11 14:26*	*1*

Method: 8081A - Organochlorine Pesticides (GC)

Analyte	Result	Qualifier	RL	MDL	Unit	D	Prepared	Analyzed	Dil Fac
Aldrin	0.031	U	0.031	0.0085	ug/L		08/03/11 08:35	08/16/11 22:46	1
alpha-BHC	0.031	U	0.031	0.0073	ug/L		08/03/11 08:35	08/16/11 22:46	1
alpha-Chlordane	0.031	U	0.031	0.015	ug/L		08/03/11 08:35	08/16/11 22:46	1
beta-BHC	0.031	U	0.031	0.0088	ug/L		08/03/11 08:35	08/16/11 22:46	1
4,4'-DDD	0.031	U	0.031	0.010	ug/L		08/03/11 08:35	08/16/11 22:46	1
4,4'-DDE	0.031	U	0.031	0.010	ug/L		08/03/11 08:35	08/16/11 22:46	1
4,4'-DDT	0.031	U	0.031	0.017	ug/L		08/03/11 08:35	08/16/11 22:46	1
delta-BHC	0.031	U	0.031	0.0091	ug/L		08/03/11 08:35	08/16/11 22:46	1
Dieldrin	0.031	U	0.031	0.0078	ug/L		08/03/11 08:35	08/16/11 22:46	1
Endosulfan I	0.026	U	0.026	0.014	ug/L		08/03/11 08:35	08/16/11 22:46	1
Endosulfan II	0.026	U	0.026	0.013	ug/L		08/03/11 08:35	08/16/11 22:46	1
Endosulfan sulfate	0.031	U	0.031	0.011	ug/L		08/03/11 08:35	08/16/11 22:46	1
Endrin	0.031	U	0.031	0.011	ug/L		08/03/11 08:35	08/16/11 22:46	1
Endrin aldehyde	0.031	U	0.031	0.011	ug/L		08/03/11 08:35	08/16/11 22:46	1
Endrin ketone	0.031	U	0.031	0.0081	ug/L		08/03/11 08:35	08/16/11 22:46	1
gamma-BHC (Lindane)	0.031	U	0.031	0.0067	ug/L		08/03/11 08:35	08/16/11 22:46	1
gamma-Chlordane	0.031	U	0.031	0.013	ug/L		08/03/11 08:35	08/16/11 22:46	1
Heptachlor	0.031	U	0.031	0.0083	ug/L		08/03/11 08:35	08/16/11 22:46	1
Heptachlor epoxide	0.031	U	0.031	0.0074	ug/L		08/03/11 08:35	08/16/11 22:46	1
Methoxychlor	0.10	U	0.10	0.033	ug/L		08/03/11 08:35	08/16/11 22:46	1
Toxaphene	2.1	U	2.1	0.33	ug/L		08/03/11 08:35	08/16/11 22:46	1

Surrogate	*% Recovery*	*Qualifier*	*Limits*	*Prepared*	*Analyzed*	*Dil Fac*
DCB Decachlorobiphenyl	*45*	*X*	*50 - 150*	*08/03/11 08:35*	*08/16/11 22:46*	*1*
DCB Decachlorobiphenyl	*45*	*X*	*50 - 150*	*08/03/11 08:35*	*08/16/11 22:46*	*1*

Client Sample ID: FWGLL1mw-082C-1766-GW
Date Collected: 08/01/11 13:32
Date Received: 08/02/11 09:00

Lab Sample ID: 240-2428-9
Matrix: Water

Method: 8081A - Organochlorine Pesticides (GC) (Continued)

Surrogate	% Recovery	Qualifier	Limits	Prepared	Analyzed	Dil Fac
Tetrachloro-m-xylene	72		50 - 150	08/03/11 08:35	08/16/11 22:46	1
Tetrachloro-m-xylene	63		50 - 150	08/03/11 08:35	08/16/11 22:46	1

Method: 8330 (Modified) - Organic Compounds by UV/HPLC - Dissolved

Analyte	Result	Qualifier	RL	MDL	Unit	D	Prepared	Analyzed	Dil Fac
Nitroguanidine	20	U	20	2.4	ug/L		08/10/11 09:45	08/10/11 18:32	1

Method: 8330/8330A - Nitroaromatics & Nitramines: Explosives (8330/A)

Analyte	Result	Qualifier	RL	MDL	Unit	D	Prepared	Analyzed	Dil Fac
1,3,5-Trinitrobenzene	0.10	U	0.10	0.030	ug/L		08/08/11 08:30	08/12/11 08:01	1.01
1,3-Dinitrobenzene	0.10	U	0.10	0.050	ug/L		08/08/11 08:30	08/12/11 08:01	1.01
2-Amino-4,6-dinitrotoluene	0.10	U	0.10	0.10	ug/L		08/08/11 08:30	08/12/11 08:01	1.01
2,4,6-Trinitrotoluene	0.10	U	0.10	0.050	ug/L		08/08/11 08:30	08/12/11 08:01	1.01
2,4-Dinitrotoluene	0.10	U	0.10	0.050	ug/L		08/08/11 08:30	08/12/11 08:01	1.01
2,6-Dinitrotoluene	0.10	U	0.10	0.050	ug/L		08/08/11 08:30	08/12/11 08:01	1.01
2-Nitrotoluene	0.50	U	0.50	0.089	ug/L		08/08/11 08:30	08/12/11 08:01	1.01
3-Nitrotoluene	0.50	U	0.50	0.058	ug/L		08/08/11 08:30	08/12/11 08:01	1.01
4-Amino-2,6-dinitrotoluene	0.10	U	0.10	0.050	ug/L		08/08/11 08:30	08/12/11 08:01	1.01
4-Nitrotoluene	0.50	U	0.50	0.089	ug/L		08/08/11 08:30	08/12/11 08:01	1.01
HMX	0.10	U	0.10	0.036	ug/L		08/08/11 08:30	08/12/11 08:01	1.01
Nitrobenzene	0.10	U	0.10	0.050	ug/L		08/08/11 08:30	08/12/11 08:01	1.01
Nitroglycerin	0.66	U	0.66	0.33	ug/L		08/08/11 08:30	08/12/11 08:01	1.01
RDX	0.10	U	0.10	0.036	ug/L		08/08/11 08:30	08/12/11 08:01	1.01
PETN	0.66	U	0.66	0.30	ug/L		08/08/11 08:30	08/12/11 08:01	1.01
Tetryl	0.10	U	0.10	0.050	ug/L		08/08/11 08:30	08/12/11 08:01	1.01

Surrogate	% Recovery	Qualifier	Limits	Prepared	Analyzed	Dil Fac
3,4-Dinitrotoluene	87		50 - 150	08/08/11 08:30	08/12/11 08:01	1.01

General Chemistry

Analyte	Result	Qualifier	RL	MDL	Unit	D	Prepared	Analyzed	Dil Fac
Nitrocellulose	2.0	U	2.0	0.48	mg/L		08/10/11 08:00	08/17/11 12:11	1

Client Sample ID: FWGLL1mw-082C-1766-GF
Date Collected: 08/01/11 13:32
Date Received: 08/02/11 09:00

Lab Sample ID: 240-2428-10
Matrix: Water

Method: 6010B - Metals (ICP) - Total Recoverable

Analyte	Result	Qualifier	RL	MDL	Unit	D	Prepared	Analyzed	Dil Fac
Silver	5.0	U	5.0	2.2	ug/L		08/04/11 08:00	08/16/11 10:35	1
Arsenic	4.9	J	5.0	3.2	ug/L		08/04/11 08:00	08/16/11 10:35	1
Barium	10		10	0.67	ug/L		08/04/11 08:00	08/16/11 10:35	1
Calcium	30000		1000	130	ug/L		08/04/11 08:00	08/16/11 10:35	1
Cobalt	8.5		5.0	1.7	ug/L		08/04/11 08:00	08/16/11 10:35	1
Chromium	5.0	U	5.0	2.2	ug/L		08/04/11 08:00	08/16/11 10:35	1
Copper	5.0	U	5.0	4.5	ug/L		08/04/11 08:00	08/16/11 10:35	1
Potassium	1500	B	1000	72	ug/L		08/04/11 08:00	08/16/11 10:35	1
Magnesium	13000		1000	34	ug/L		08/04/11 08:00	08/16/11 10:35	1
Manganese	1200		10	0.41	ug/L		08/04/11 08:00	08/16/11 10:35	1
Nickel	18		10	3.2	ug/L		08/04/11 08:00	08/16/11 10:35	1

Client Sample ID: FWGLL1mw-082C-1766-GF

Lab Sample ID: 240-2428-10
Matrix: Water

Date Collected: 08/01/11 13:32
Date Received: 08/02/11 09:00

Method: 6010B - Metals (ICP) - Total Recoverable (Continued)

Analyte	Result	Qualifier	RL	MDL	Unit	D	Prepared	Analyzed	Dil Fac
Lead	3.0	U	3.0	1.9	ug/L		08/04/11 08:00	08/16/11 10:35	1
Selenium	5.0	U	5.0	4.1	ug/L		08/04/11 08:00	08/16/11 10:35	1
Vanadium	10	U	10	0.64	ug/L		08/04/11 08:00	08/16/11 10:35	1

Method: 6020 - Metals (ICP/MS) - Total Recoverable

Analyte	Result	Qualifier	RL	MDL	Unit	D	Prepared	Analyzed	Dil Fac
Aluminum	50	U	50	19	ug/L		08/04/11 08:00	08/23/11 10:43	1
Beryllium	1.0	U	1.0	0.20	ug/L		08/04/11 08:00	08/23/11 10:43	1
Cadmium	0.50	U	0.50	0.13	ug/L		08/04/11 08:00	08/23/11 10:43	1
Iron	5900		50	26	ug/L		08/04/11 08:00	08/23/11 10:43	1
Antimony	2.0	U	2.0	0.13	ug/L		08/04/11 08:00	08/23/11 10:43	1
Thallium	0.31	J B	1.0	0.14	ug/L		08/04/11 08:00	08/23/11 10:43	1
Zinc	45		10	2.3	ug/L		08/04/11 08:00	08/23/11 10:43	1
Sodium	1300	B	1000	6.9	ug/L		08/04/11 08:00	08/23/11 10:43	1

Method: 7470A - Mercury (CVAA)

Analyte	Result	Qualifier	RL	MDL	Unit	D	Prepared	Analyzed	Dil Fac
Mercury	0.20	U	0.20	0.12	ug/L		08/04/11 11:10	08/04/11 16:39	1

General Chemistry - Dissolved

Analyte	Result	Qualifier	RL	MDL	Unit	D	Prepared	Analyzed	Dil Fac
Hexavalent chromium	0.020	U	0.020	0.0020	mg/L			08/02/11 11:21	1

Client Sample ID: FWGLL1mw-084C-1768-GW

Lab Sample ID: 240-2428-11
Matrix: Water

Date Collected: 08/01/11 14:54
Date Received: 08/02/11 09:00

Method: 8260B - Volatile Organic Compounds (GC/MS)

Analyte	Result	Qualifier	RL	MDL	Unit	D	Prepared	Analyzed	Dil Fac
1,1,1-Trichloroethane	1.0	U	1.0	0.22	ug/L			08/14/11 18:54	1
1,1,2,2-Tetrachloroethane	1.0	U	1.0	0.18	ug/L			08/14/11 18:54	1
1,1,2-Trichloroethane	1.0	U	1.0	0.27	ug/L			08/14/11 18:54	1
1,1-Dichloroethane	1.0	U	1.0	0.15	ug/L			08/14/11 18:54	1
1,1-Dichloroethene	1.0	U	1.0	0.19	ug/L			08/14/11 18:54	1
1,2-Dichloroethane	1.0	U	1.0	0.22	ug/L			08/14/11 18:54	1
1,2-Dichloroethene, Total	1.0	U	1.0	0.34	ug/L			08/14/11 18:54	1
1,2-Dichloropropane	1.0	U	1.0	0.18	ug/L			08/14/11 18:54	1
2-Hexanone	10	U	10	0.41	ug/L			08/14/11 18:54	1
Bromochloromethane	1.0	U	1.0	0.29	ug/L			08/14/11 18:54	1
Acetone	10	U	10	1.1	ug/L			08/14/11 18:54	1
Benzene	1.0	U	1.0	0.13	ug/L			08/14/11 18:54	1
Bromoform	1.0	U	1.0	0.64	ug/L			08/14/11 18:54	1
Bromomethane	1.0	U	1.0	0.41	ug/L			08/14/11 18:54	1
Carbon disulfide	1.0	U	1.0	0.13	ug/L			08/14/11 18:54	1
Carbon tetrachloride	1.0	U	1.0	0.13	ug/L			08/14/11 18:54	1
Chlorobenzene	1.0	U	1.0	0.15	ug/L			08/14/11 18:54	1
Chloroethane	1.0	U	1.0	0.29	ug/L			08/14/11 18:54	1
Chloroform	1.0	U	1.0	0.16	ug/L			08/14/11 18:54	1
Chloromethane	1.0	U	1.0	0.30	ug/L			08/14/11 18:54	1
cis-1,2-Dichloroethene	1.0	U	1.0	0.17	ug/L			08/14/11 18:54	1

Client Sample ID: FWGLL1mw-084C-1768-GW
Date Collected: 08/01/11 14:54
Date Received: 08/02/11 09:00

Lab Sample ID: 240-2428-11
Matrix: Water

Method: 8260B - Volatile Organic Compounds (GC/MS) (Continued)

Analyte	Result	Qualifier	RL	MDL	Unit	D	Prepared	Analyzed	Dil Fac
cis-1,3-Dichloropropene	1.0	U	1.0	0.14	ug/L			08/14/11 18:54	1
Bromodichloromethane	1.0	U	1.0	0.15	ug/L			08/14/11 18:54	1
Ethylbenzene	1.0	U	1.0	0.17	ug/L			08/14/11 18:54	1
1,2-Dibromoethane	1.0	U	1.0	0.24	ug/L			08/14/11 18:54	1
m-Xylene & p-Xylene	2.0	U	2.0	0.24	ug/L			08/14/11 18:54	1
2-Butanone (MEK)	10	U	10	0.57	ug/L			08/14/11 18:54	1
4-Methyl-2-pentanone (MIBK)	10	U	10	0.32	ug/L			08/14/11 18:54	1
Methylene Chloride	2.0	U	2.0	0.33	ug/L			08/14/11 18:54	1
o-Xylene	1.0	U	1.0	0.14	ug/L			08/14/11 18:54	1
Styrene	1.0	U	1.0	0.11	ug/L			08/14/11 18:54	1
Tetrachloroethene	1.0	U	1.0	0.29	ug/L			08/14/11 18:54	1
Toluene	1.0	U	1.0	0.13	ug/L			08/14/11 18:54	1
trans-1,2-Dichloroethene	1.0	U	1.0	0.19	ug/L			08/14/11 18:54	1
trans-1,3-Dichloropropene	1.0	U	1.0	0.19	ug/L			08/14/11 18:54	1
Trichloroethene	1.0	U	1.0	0.17	ug/L			08/14/11 18:54	1
Vinyl chloride	1.0	U	1.0	0.22	ug/L			08/14/11 18:54	1
Xylenes, Total	2.0	U	2.0	0.28	ug/L			08/14/11 18:54	1
Dibromochloromethane	1.0	U	1.0	0.18	ug/L			08/14/11 18:54	1

Surrogate	*% Recovery*	*Qualifier*	*Limits*	*Prepared*	*Analyzed*	*Dil Fac*
1,2-Dichloroethane-d4 (Surr)	*92*		*50 - 150*		*08/14/11 18:54*	*1*
4-Bromofluorobenzene (Surr)	*100*		*50 - 150*		*08/14/11 18:54*	*1*
Toluene-d8 (Surr)	*101*		*50 - 150*		*08/14/11 18:54*	*1*
Dibromofluoromethane (Surr)	*95*		*50 - 150*		*08/14/11 18:54*	*1*

Method: 8270C - Semivolatile Organic Compounds (GC/MS)

Analyte	Result	Qualifier	RL	MDL	Unit	D	Prepared	Analyzed	Dil Fac
2,4-Dinitrotoluene	0.75	J	4.9	0.26	ug/L		08/03/11 08:26	08/11/11 17:13	1
2,6-Dinitrotoluene	4.9	U	4.9	0.78	ug/L		08/03/11 08:26	08/11/11 17:13	1
Bis(2-ethylhexyl) phthalate	1.4	J	9.7	0.78	ug/L		08/03/11 08:26	08/11/11 17:13	1
Butyl benzyl phthalate	0.97	U	0.97	0.78	ug/L		08/03/11 08:26	08/11/11 17:13	1
Diethyl phthalate	0.97	U	0.97	0.58	ug/L		08/03/11 08:26	08/11/11 17:13	1
Dimethyl phthalate	0.97	U	0.97	0.28	ug/L		08/03/11 08:26	08/11/11 17:13	1
Di-n-butyl phthalate	0.97	U	0.97	0.65	ug/L		08/03/11 08:26	08/11/11 17:13	1
Di-n-octyl phthalate	0.97	U	0.97	0.78	ug/L		08/03/11 08:26	08/11/11 17:13	1
Nitrobenzene	0.97	U	0.97	0.039	ug/L		08/03/11 08:26	08/11/11 17:13	1

Surrogate	*% Recovery*	*Qualifier*	*Limits*	*Prepared*	*Analyzed*	*Dil Fac*
2-Fluorobiphenyl (Surr)	*58*		*50 - 150*	*08/03/11 08:26*	*08/11/11 17:13*	*1*
2-Fluorophenol (Surr)	*64*		*50 - 150*	*08/03/11 08:26*	*08/11/11 17:13*	*1*
2,4,6-Tribromophenol (Surr)	*56*		*50 - 150*	*08/03/11 08:26*	*08/11/11 17:13*	*1*
Nitrobenzene-d5 (Surr)	*66*		*50 - 150*	*08/03/11 08:26*	*08/11/11 17:13*	*1*
Phenol-d5 (Surr)	*67*		*50 - 150*	*08/03/11 08:26*	*08/11/11 17:13*	*1*
Terphenyl-d14 (Surr)	*65*		*50 - 150*	*08/03/11 08:26*	*08/11/11 17:13*	*1*

Method: 8081A - Organochlorine Pesticides (GC)

Analyte	Result	Qualifier	RL	MDL	Unit	D	Prepared	Analyzed	Dil Fac
Aldrin	0.31	U	0.31	0.085	ug/L		08/03/11 08:35	08/18/11 21:07	10
alpha-BHC	0.18	J *	0.31	0.073	ug/L		08/03/11 08:35	08/18/11 21:07	10
alpha-Chlordane	0.31	U	0.31	0.15	ug/L		08/03/11 08:35	08/18/11 21:07	10
beta-BHC	0.16	J	0.31	0.088	ug/L		08/03/11 08:35	08/18/11 21:07	10

Client: Environmental Quality Mgt., Inc.
Project/Site: RVAAP (OH)

TestAmerica Job ID: 240-2428-1

Client Sample ID: FWGLL1mw-084C-1768-GW
Date Collected: 08/01/11 14:54
Date Received: 08/02/11 09:00

Lab Sample ID: 240-2428-11
Matrix: Water

Method: 8081A - Organochlorine Pesticides (GC) (Continued)

Analyte	Result	Qualifier	RL	MDL	Unit	D	Prepared	Analyzed	Dil Fac
4,4'-DDD	0.31	U	0.31	0.10	ug/L		08/03/11 08:35	08/18/11 21:07	10
4,4'-DDE	0.31	U	0.31	0.10	ug/L		08/03/11 08:35	08/18/11 21:07	10
4,4'-DDT	0.31	U	0.31	0.17	ug/L		08/03/11 08:35	08/18/11 21:07	10
delta-BHC	0.31	U	0.31	0.091	ug/L		08/03/11 08:35	08/18/11 21:07	10
Dieldrin	0.31	U	0.31	0.078	ug/L		08/03/11 08:35	08/18/11 21:07	10
Endosulfan I	0.26	U	0.26	0.14	ug/L		08/03/11 08:35	08/18/11 21:07	10
Endosulfan II	0.26	U	0.26	0.13	ug/L		08/03/11 08:35	08/18/11 21:07	10
Endosulfan sulfate	0.31	U	0.31	0.11	ug/L		08/03/11 08:35	08/18/11 21:07	10
Endrin	0.31	U	0.31	0.11	ug/L		08/03/11 08:35	08/18/11 21:07	10
Endrin aldehyde	0.31	U	0.31	0.11	ug/L		08/03/11 08:35	08/18/11 21:07	10
Endrin ketone	0.31	U	0.31	0.081	ug/L		08/03/11 08:35	08/18/11 21:07	10
gamma-BHC (Lindane)	0.31	U	0.31	0.067	ug/L		08/03/11 08:35	08/18/11 21:07	10
gamma-Chlordane	0.31	U	0.31	0.13	ug/L		08/03/11 08:35	08/18/11 21:07	10
Heptachlor	0.31	U	0.31	0.083	ug/L		08/03/11 08:35	08/18/11 21:07	10
Heptachlor epoxide	0.31	U	0.31	0.074	ug/L		08/03/11 08:35	08/18/11 21:07	10
Methoxychlor	1.0	U	1.0	0.33	ug/L		08/03/11 08:35	08/18/11 21:07	10
Toxaphene	21	U	21	3.3	ug/L		08/03/11 08:35	08/18/11 21:07	10

Surrogate	*% Recovery*	*Qualifier*	*Limits*	*Prepared*	*Analyzed*	*Dil Fac*
DCB Decachlorobiphenyl	*41*	*X*	*50 - 150*	*08/03/11 08:35*	*08/18/11 21:07*	*10*
DCB Decachlorobiphenyl	*18*	*X*	*50 - 150*	*08/03/11 08:35*	*08/18/11 21:07*	*10*
Tetrachloro-m-xylene	*48250*	*X*	*50 - 150*	*08/03/11 08:35*	*08/18/11 21:07*	*10*
Tetrachloro-m-xylene	*488*	*X*	*50 - 150*	*08/03/11 08:35*	*08/18/11 21:07*	*10*

Method: 8330 (Modified) - Organic Compounds by UV/HPLC - Dissolved

Analyte	Result	Qualifier	RL	MDL	Unit	D	Prepared	Analyzed	Dil Fac
Nitroguanidine	20	U	20	2.4	ug/L		08/10/11 09:45	08/10/11 18:46	1

Method: 8330/8330A - Nitroaromatics & Nitramines: Explosives (8330/A)

Analyte	Result	Qualifier	RL	MDL	Unit	D	Prepared	Analyzed	Dil Fac
1,3,5-Trinitrobenzene	2.6		0.10	0.032	ug/L		08/08/11 08:30	08/12/11 08:41	1.05
1,3-Dinitrobenzene	0.40		0.10	0.052	ug/L		08/08/11 08:30	08/12/11 08:41	1.05
2-Amino-4,6-dinitrotoluene	11		0.10	0.10	ug/L		08/08/11 08:30	08/12/11 08:41	1.05
2,4,6-Trinitrotoluene	7.3		0.10	0.052	ug/L		08/08/11 08:30	08/12/11 08:41	1.05
2,4-Dinitrotoluene	1.6		0.10	0.052	ug/L		08/08/11 08:30	08/12/11 08:41	1.05
2,6-Dinitrotoluene	0.74		0.10	0.052	ug/L		08/08/11 08:30	08/12/11 08:41	1.05
2-Nitrotoluene	0.52	U	0.52	0.092	ug/L		08/08/11 08:30	08/12/11 08:41	1.05
3-Nitrotoluene	0.52	U	0.52	0.060	ug/L		08/08/11 08:30	08/12/11 08:41	1.05
4-Amino-2,6-dinitrotoluene	23	Q	0.21	0.10	ug/L		08/08/11 08:30	08/13/11 08:05	2.1
4-Nitrotoluene	0.52	U	0.52	0.092	ug/L		08/08/11 08:30	08/12/11 08:41	1.05
HMX	0.88	PG	0.10	0.038	ug/L		08/08/11 08:30	08/12/11 08:41	1.05
Nitrobenzene	0.10	U	0.10	0.052	ug/L		08/08/11 08:30	08/12/11 08:41	1.05
Nitroglycerin	0.68	U	0.68	0.35	ug/L		08/08/11 08:30	08/12/11 08:41	1.05
RDX	0.69		0.10	0.038	ug/L		08/08/11 08:30	08/12/11 08:41	1.05
PETN	0.68	U	0.68	0.32	ug/L		08/08/11 08:30	08/12/11 08:41	1.05
Tetryl	0.10	U	0.10	0.052	ug/L		08/08/11 08:30	08/12/11 08:41	1.05

Surrogate	*% Recovery*	*Qualifier*	*Limits*	*Prepared*	*Analyzed*	*Dil Fac*
3,4-Dinitrotoluene	*102*		*50 - 150*	*08/08/11 08:30*	*08/12/11 08:41*	*1.05*
3,4-Dinitrotoluene	*105*		*50 - 150*	*08/08/11 08:30*	*08/13/11 08:05*	*2.1*

Client Sample ID: FWGLL1mw-084C-1768-GW

Lab Sample ID: 240-2428-11
Matrix: Water

Date Collected: 08/01/11 14:54
Date Received: 08/02/11 09:00

General Chemistry

Analyte	Result	Qualifier	RL	MDL	Unit	D	Prepared	Analyzed	Dil Fac
Nitrocellulose	2.0	U	2.0	0.48	mg/L		08/10/11 08:00	08/17/11 12:13	1

Client Sample ID: FWGLL1mw-084C-1768-GF

Lab Sample ID: 240-2428-12
Matrix: Water

Date Collected: 08/01/11 14:54
Date Received: 08/02/11 09:00

Method: 6010B - Metals (ICP) - Total Recoverable

Analyte	Result	Qualifier	RL	MDL	Unit	D	Prepared	Analyzed	Dil Fac
Silver	5.0	U	5.0	2.2	ug/L		08/04/11 08:00	08/16/11 10:40	1
Arsenic	5.0	U	5.0	3.2	ug/L		08/04/11 08:00	08/16/11 10:40	1
Barium	15		10	0.67	ug/L		08/04/11 08:00	08/16/11 10:40	1
Calcium	47000		1000	130	ug/L		08/04/11 08:00	08/16/11 10:40	1
Cobalt	13		5.0	1.7	ug/L		08/04/11 08:00	08/16/11 10:40	1
Chromium	5.0	U	5.0	2.2	ug/L		08/04/11 08:00	08/16/11 10:40	1
Copper	11		5.0	4.5	ug/L		08/04/11 08:00	08/16/11 10:40	1
Potassium	2300	B	1000	72	ug/L		08/04/11 08:00	08/16/11 10:40	1
Magnesium	2700		1000	34	ug/L		08/04/11 08:00	08/16/11 10:40	1
Manganese	170		10	0.41	ug/L		08/04/11 08:00	08/16/11 10:40	1
Nickel	24		10	3.2	ug/L		08/04/11 08:00	08/16/11 10:40	1
Lead	3.0	U	3.0	1.9	ug/L		08/04/11 08:00	08/16/11 10:40	1
Selenium	5.0	U	5.0	4.1	ug/L		08/04/11 08:00	08/16/11 10:40	1
Vanadium	10	U	10	0.64	ug/L		08/04/11 08:00	08/16/11 10:40	1

Method: 6020 - Metals (ICP/MS) - Total Recoverable

Analyte	Result	Qualifier	RL	MDL	Unit	D	Prepared	Analyzed	Dil Fac
Aluminum	590		50	19	ug/L		08/04/11 08:00	08/23/11 11:00	1
Beryllium	0.21	J	1.0	0.20	ug/L		08/04/11 08:00	08/23/11 11:00	1
Cadmium	1.5		0.50	0.13	ug/L		08/04/11 08:00	08/23/11 11:00	1
Iron	50	U	50	26	ug/L		08/04/11 08:00	08/23/11 11:00	1
Antimony	2.0	U	2.0	0.13	ug/L		08/04/11 08:00	08/23/11 11:00	1
Thallium	0.57	J B	1.0	0.14	ug/L		08/04/11 08:00	08/23/11 11:00	1
Zinc	59		10	2.3	ug/L		08/04/11 08:00	08/23/11 11:00	1
Sodium	2400	B	1000	6.9	ug/L		08/04/11 08:00	08/23/11 11:00	1

Method: 7470A - Mercury (CVAA)

Analyte	Result	Qualifier	RL	MDL	Unit	D	Prepared	Analyzed	Dil Fac
Mercury	0.20	U	0.20	0.12	ug/L		08/04/11 11:10	08/04/11 16:41	1

General Chemistry - Dissolved

Analyte	Result	Qualifier	RL	MDL	Unit	D	Prepared	Analyzed	Dil Fac
Hexavalent chromium	0.020	U	0.020	0.0020	mg/L			08/02/11 11:23	1

Client Sample ID: FWGEQUIPRINSE1-1805-GW

Lab Sample ID: 240-2428-13
Matrix: Water

Date Collected: 08/01/11 16:38
Date Received: 08/02/11 09:00

Method: 8260B - Volatile Organic Compounds (GC/MS)

Analyte	Result	Qualifier	RL	MDL	Unit	D	Prepared	Analyzed	Dil Fac
1,1,1-Trichloroethane	1.0	U	1.0	0.22	ug/L			08/14/11 19:15	1

Client Sample ID: FWGEQUIPRINSE1-1805-GW
Date Collected: 08/01/11 16:38
Date Received: 08/02/11 09:00

Lab Sample ID: 240-2428-13
Matrix: Water

Method: 8260B - Volatile Organic Compounds (GC/MS) (Continued)

Analyte	Result	Qualifier	RL	MDL	Unit	D	Prepared	Analyzed	Dil Fac
1,1,2,2-Tetrachloroethane	1.0	U	1.0	0.18	ug/L			08/14/11 19:15	1
1,1,2-Trichloroethane	1.0	U	1.0	0.27	ug/L			08/14/11 19:15	1
1,1-Dichloroethane	1.0	U	1.0	0.15	ug/L			08/14/11 19:15	1
1,1-Dichloroethene	1.0	U	1.0	0.19	ug/L			08/14/11 19:15	1
1,2-Dichloroethane	1.0	U	1.0	0.22	ug/L			08/14/11 19:15	1
1,2-Dichloroethene, Total	1.0	U	1.0	0.34	ug/L			08/14/11 19:15	1
1,2-Dichloropropane	1.0	U	1.0	0.18	ug/L			08/14/11 19:15	1
2-Hexanone	10	U	10	0.41	ug/L			08/14/11 19:15	1
Bromochloromethane	1.0	U	1.0	0.29	ug/L			08/14/11 19:15	1
Acetone	12		10	1.1	ug/L			08/14/11 19:15	1
Benzene	1.0	U	1.0	0.13	ug/L			08/14/11 19:15	1
Bromoform	1.0	U	1.0	0.64	ug/L			08/14/11 19:15	1
Bromomethane	1.0	U	1.0	0.41	ug/L			08/14/11 19:15	1
Carbon disulfide	1.0	U	1.0	0.13	ug/L			08/14/11 19:15	1
Carbon tetrachloride	1.0	U	1.0	0.13	ug/L			08/14/11 19:15	1
Chlorobenzene	1.0	U	1.0	0.15	ug/L			08/14/11 19:15	1
Chloroethane	1.0	U	1.0	0.29	ug/L			08/14/11 19:15	1
Chloroform	1.0	U	1.0	0.16	ug/L			08/14/11 19:15	1
Chloromethane	1.0	U	1.0	0.30	ug/L			08/14/11 19:15	1
cis-1,2-Dichloroethene	1.0	U	1.0	0.17	ug/L			08/14/11 19:15	1
cis-1,3-Dichloropropene	1.0	U	1.0	0.14	ug/L			08/14/11 19:15	1
Bromodichloromethane	1.0	U	1.0	0.15	ug/L			08/14/11 19:15	1
Ethylbenzene	1.0	U	1.0	0.17	ug/L			08/14/11 19:15	1
1,2-Dibromoethane	1.0	U	1.0	0.24	ug/L			08/14/11 19:15	1
m-Xylene & p-Xylene	2.0	U	2.0	0.24	ug/L			08/14/11 19:15	1
2-Butanone (MEK)	1.5	J	10	0.57	ug/L			08/14/11 19:15	1
4-Methyl-2-pentanone (MIBK)	10	U	10	0.32	ug/L			08/14/11 19:15	1
Methylene Chloride	2.0	U	2.0	0.33	ug/L			08/14/11 19:15	1
o-Xylene	1.0	U	1.0	0.14	ug/L			08/14/11 19:15	1
Styrene	1.0	U	1.0	0.11	ug/L			08/14/11 19:15	1
Tetrachloroethene	1.0	U	1.0	0.29	ug/L			08/14/11 19:15	1
Toluene	1.0	U	1.0	0.13	ug/L			08/14/11 19:15	1
trans-1,2-Dichloroethene	1.0	U	1.0	0.19	ug/L			08/14/11 19:15	1
trans-1,3-Dichloropropene	1.0	U	1.0	0.19	ug/L			08/14/11 19:15	1
Trichloroethene	1.0	U	1.0	0.17	ug/L			08/14/11 19:15	1
Vinyl chloride	1.0	U	1.0	0.22	ug/L			08/14/11 19:15	1
Xylenes, Total	2.0	U	2.0	0.28	ug/L			08/14/11 19:15	1
Dibromochloromethane	1.0	U	1.0	0.18	ug/L			08/14/11 19:15	1

Surrogate	*% Recovery*	*Qualifier*	*Limits*	*Prepared*	*Analyzed*	*Dil Fac*
1,2-Dichloroethane-d4 (Surr)	*94*		*50 - 150*		*08/14/11 19:15*	*1*
4-Bromofluorobenzene (Surr)	*100*		*50 - 150*		*08/14/11 19:15*	*1*
Toluene-d8 (Surr)	*103*		*50 - 150*		*08/14/11 19:15*	*1*
Dibromofluoromethane (Surr)	*96*		*50 - 150*		*08/14/11 19:15*	*1*

Method: 8270C - Semivolatile Organic Compounds (GC/MS)

Analyte	Result	Qualifier	RL	MDL	Unit	D	Prepared	Analyzed	Dil Fac
2,4-Dinitrotoluene	5.3	U	5.3	0.29	ug/L		08/03/11 08:26	08/10/11 14:43	1
2,6-Dinitrotoluene	5.3	U	5.3	0.85	ug/L		08/03/11 08:26	08/10/11 14:43	1
Bis(2-ethylhexyl) phthalate	11	U	11	0.85	ug/L		08/03/11 08:26	08/10/11 14:43	1
Butyl benzyl phthalate	1.1	U	1.1	0.85	ug/L		08/03/11 08:26	08/10/11 14:43	1

Client Sample ID: FWGEQUIPRINSE1-1805-GW

Lab Sample ID: 240-2428-13
Matrix: Water

Date Collected: 08/01/11 16:38
Date Received: 08/02/11 09:00

Method: 8270C - Semivolatile Organic Compounds (GC/MS) (Continued)

Analyte	Result	Qualifier	RL	MDL	Unit	D	Prepared	Analyzed	Dil Fac
Diethyl phthalate	1.1	U	1.1	0.64	ug/L		08/03/11 08:26	08/10/11 14:43	1
Dimethyl phthalate	1.1	U	1.1	0.31	ug/L		08/03/11 08:26	08/10/11 14:43	1
Di-n-butyl phthalate	1.1	U	1.1	0.71	ug/L		08/03/11 08:26	08/10/11 14:43	1
Di-n-octyl phthalate	1.1	U	1.1	0.85	ug/L		08/03/11 08:26	08/10/11 14:43	1
Nitrobenzene	1.1	U	1.1	0.043	ug/L		08/03/11 08:26	08/10/11 14:43	1

Surrogate	*% Recovery*	*Qualifier*	*Limits*	*Prepared*	*Analyzed*	*Dil Fac*
2-Fluorobiphenyl (Surr)	47	X	50 - 150	08/03/11 08:26	08/10/11 14:43	1
2-Fluorophenol (Surr)	55		50 - 150	08/03/11 08:26	08/10/11 14:43	1
2,4,6-Tribromophenol (Surr)	44	X	50 - 150	08/03/11 08:26	08/10/11 14:43	1
Nitrobenzene-d5 (Surr)	54		50 - 150	08/03/11 08:26	08/10/11 14:43	1
Phenol-d5 (Surr)	56		50 - 150	08/03/11 08:26	08/10/11 14:43	1
Terphenyl-d14 (Surr)	59		50 - 150	08/03/11 08:26	08/10/11 14:43	1

Method: 8081A - Organochlorine Pesticides (GC)

Analyte	Result	Qualifier	RL	MDL	Unit	D	Prepared	Analyzed	Dil Fac
Aldrin	0.030	U	0.030	0.0081	ug/L		08/03/11 08:35	08/16/11 23:49	1
alpha-BHC	0.030	U	0.030	0.0069	ug/L		08/03/11 08:35	08/16/11 23:49	1
alpha-Chlordane	0.030	U	0.030	0.014	ug/L		08/03/11 08:35	08/16/11 23:49	1
beta-BHC	0.030	U	0.030	0.0083	ug/L		08/03/11 08:35	08/16/11 23:49	1
4,4'-DDD	0.030	U	0.030	0.0095	ug/L		08/03/11 08:35	08/16/11 23:49	1
4,4'-DDE	0.030	U	0.030	0.0096	ug/L		08/03/11 08:35	08/16/11 23:49	1
4,4'-DDT	0.030	U	0.030	0.016	ug/L		08/03/11 08:35	08/16/11 23:49	1
delta-BHC	0.030	U	0.030	0.0086	ug/L		08/03/11 08:35	08/16/11 23:49	1
Dieldrin	0.030	U	0.030	0.0074	ug/L		08/03/11 08:35	08/16/11 23:49	1
Endosulfan I	0.025	U	0.025	0.013	ug/L		08/03/11 08:35	08/16/11 23:49	1
Endosulfan II	0.025	U	0.025	0.012	ug/L		08/03/11 08:35	08/16/11 23:49	1
Endosulfan sulfate	0.030	U	0.030	0.011	ug/L		08/03/11 08:35	08/16/11 23:49	1
Endrin	0.030	U	0.030	0.011	ug/L		08/03/11 08:35	08/16/11 23:49	1
Endrin aldehyde	0.030	U	0.030	0.011	ug/L		08/03/11 08:35	08/16/11 23:49	1
Endrin ketone	0.030	U	0.030	0.0077	ug/L		08/03/11 08:35	08/16/11 23:49	1
gamma-BHC (Lindane)	0.030	U	0.030	0.0063	ug/L		08/03/11 08:35	08/16/11 23:49	1
gamma-Chlordane	0.030	U	0.030	0.012	ug/L		08/03/11 08:35	08/16/11 23:49	1
Heptachlor	0.030	U	0.030	0.0079	ug/L		08/03/11 08:35	08/16/11 23:49	1
Heptachlor epoxide	0.030	U	0.030	0.0070	ug/L		08/03/11 08:35	08/16/11 23:49	1
Methoxychlor	0.099	U	0.099	0.032	ug/L		08/03/11 08:35	08/16/11 23:49	1
Toxaphene	2.0	U	2.0	0.32	ug/L		08/03/11 08:35	08/16/11 23:49	1

Surrogate	*% Recovery*	*Qualifier*	*Limits*	*Prepared*	*Analyzed*	*Dil Fac*
DCB Decachlorobiphenyl	72		50 - 150	08/03/11 08:35	08/16/11 23:49	1
DCB Decachlorobiphenyl	70		50 - 150	08/03/11 08:35	08/16/11 23:49	1
Tetrachloro-m-xylene	97		50 - 150	08/03/11 08:35	08/16/11 23:49	1
Tetrachloro-m-xylene	92		50 - 150	08/03/11 08:35	08/16/11 23:49	1

Method: 8330 (Modified) - Organic Compounds by UV/HPLC - Dissolved

Analyte	Result	Qualifier	RL	MDL	Unit	D	Prepared	Analyzed	Dil Fac
Nitroguanidine	20	U	20	2.4	ug/L		08/10/11 09:45	08/10/11 19:01	1

Method: 8330/8330A - Nitroaromatics & Nitramines: Explosives (8330/A)

Analyte	Result	Qualifier	RL	MDL	Unit	D	Prepared	Analyzed	Dil Fac
1,3,5-Trinitrobenzene	0.048	J	0.11	0.032	ug/L		08/08/11 08:30	08/12/11 10:42	1.06

Client: Environmental Quality Mgt., Inc.
Project/Site: RVAAP (OH)

TestAmerica Job ID: 240-2428-1

Client Sample ID: FWGEQUIPRINSE1-1805-GW
Date Collected: 08/01/11 16:38
Date Received: 08/02/11 09:00

Lab Sample ID: 240-2428-13
Matrix: Water

Method: 8330/8330A - Nitroaromatics & Nitramines: Explosives (8330/A) (Continued)

Analyte	Result	Qualifier	RL	MDL	Unit	D	Prepared	Analyzed	Dil Fac
1,3-Dinitrobenzene	0.11	U	0.11	0.053	ug/L		08/08/11 08:30	08/12/11 10:42	1.06
2-Amino-4,6-dinitrotoluene	0.11	U	0.11	0.11	ug/L		08/08/11 08:30	08/12/11 10:42	1.06
2,4,6-Trinitrotoluene	0.11	U	0.11	0.053	ug/L		08/08/11 08:30	08/12/11 10:42	1.06
2,4-Dinitrotoluene	0.11	U	0.11	0.053	ug/L		08/08/11 08:30	08/12/11 10:42	1.06
2,6-Dinitrotoluene	0.11	U	0.11	0.053	ug/L		08/08/11 08:30	08/12/11 10:42	1.06
2-Nitrotoluene	0.53	U	0.53	0.093	ug/L		08/08/11 08:30	08/12/11 10:42	1.06
3-Nitrotoluene	0.53	U	0.53	0.060	ug/L		08/08/11 08:30	08/12/11 10:42	1.06
4-Amino-2,6-dinitrotoluene	0.11	U	0.11	0.053	ug/L		08/08/11 08:30	08/12/11 10:42	1.06
4-Nitrotoluene	0.53	U	0.53	0.093	ug/L		08/08/11 08:30	08/12/11 10:42	1.06
HMX	0.11	U	0.11	0.038	ug/L		08/08/11 08:30	08/12/11 10:42	1.06
Nitrobenzene	0.11	U	0.11	0.053	ug/L		08/08/11 08:30	08/12/11 10:42	1.06
Nitroglycerin	0.69	U	0.69	0.35	ug/L		08/08/11 08:30	08/12/11 10:42	1.06
RDX	0.11	U	0.11	0.038	ug/L		08/08/11 08:30	08/12/11 10:42	1.06
PETN	0.69	U	0.69	0.32	ug/L		08/08/11 08:30	08/12/11 10:42	1.06
Tetryl	0.11	U	0.11	0.053	ug/L		08/08/11 08:30	08/12/11 10:42	1.06

Surrogate	*% Recovery*	*Qualifier*	*Limits*	*Prepared*	*Analyzed*	*Dil Fac*
3,4-Dinitrotoluene	*89*		*50 - 150*	*08/08/11 08:30*	*08/12/11 10:42*	*1.06*

Method: 6010B - Metals (ICP) - Total Recoverable

Analyte	Result	Qualifier	RL	MDL	Unit	D	Prepared	Analyzed	Dil Fac
Silver	5.0	U	5.0	2.2	ug/L		08/04/11 08:00	08/16/11 10:58	1
Arsenic	5.0	U	5.0	3.2	ug/L		08/04/11 08:00	08/16/11 10:58	1
Barium	10	U	10	0.67	ug/L		08/04/11 08:00	08/16/11 10:58	1
Calcium	1000	U	1000	130	ug/L		08/04/11 08:00	08/16/11 10:58	1
Cobalt	5.0	U	5.0	1.7	ug/L		08/04/11 08:00	08/16/11 10:58	1
Chromium	5.0	U	5.0	2.2	ug/L		08/04/11 08:00	08/16/11 10:58	1
Copper	5.0	U	5.0	4.5	ug/L		08/04/11 08:00	08/16/11 10:58	1
Potassium	150	J B	1000	72	ug/L		08/04/11 08:00	08/16/11 10:58	1
Magnesium	1000	U	1000	34	ug/L		08/04/11 08:00	08/16/11 10:58	1
Manganese	10	U	10	0.41	ug/L		08/04/11 08:00	08/16/11 10:58	1
Nickel	10	U	10	3.2	ug/L		08/04/11 08:00	08/16/11 10:58	1
Lead	3.0	U	3.0	1.9	ug/L		08/04/11 08:00	08/16/11 10:58	1
Selenium	5.0	U	5.0	4.1	ug/L		08/04/11 08:00	08/16/11 10:58	1
Vanadium	10	U	10	0.64	ug/L		08/04/11 08:00	08/16/11 10:58	1

Method: 6020 - Metals (ICP/MS) - Total Recoverable

Analyte	Result	Qualifier	RL	MDL	Unit	D	Prepared	Analyzed	Dil Fac
Aluminum	50	U	50	19	ug/L		08/04/11 08:00	08/23/11 11:05	1
Beryllium	1.0	U	1.0	0.20	ug/L		08/04/11 08:00	08/23/11 11:05	1
Cadmium	0.50	U	0.50	0.13	ug/L		08/04/11 08:00	08/23/11 11:05	1
Iron	50	U	50	26	ug/L		08/04/11 08:00	08/23/11 11:05	1
Antimony	2.0	U	2.0	0.13	ug/L		08/04/11 08:00	08/23/11 11:05	1
Thallium	0.18	J B	1.0	0.14	ug/L		08/04/11 08:00	08/23/11 11:05	1
Zinc	10	U	10	2.3	ug/L		08/04/11 08:00	08/23/11 11:05	1
Sodium	8.3	J B	1000	6.9	ug/L		08/04/11 08:00	08/23/11 11:05	1

Method: 7470A - Mercury (CVAA)

Analyte	Result	Qualifier	RL	MDL	Unit	D	Prepared	Analyzed	Dil Fac
Mercury	0.20	U	0.20	0.12	ug/L		08/04/11 11:10	08/04/11 16:42	1

Client Sample ID: FWGEQUIPRINSE1-1805-GW

Lab Sample ID: 240-2428-13
Matrix: Water

Date Collected: 08/01/11 16:38
Date Received: 08/02/11 09:00

General Chemistry

Analyte	Result	Qualifier	RL	MDL	Unit	D	Prepared	Analyzed	Dil Fac
Nitrocellulose	2.0	U	2.0	0.48	mg/L		08/10/11 08:00	08/17/11 12:15	1

General Chemistry - Dissolved

Analyte	Result	Qualifier	RL	MDL	Unit	D	Prepared	Analyzed	Dil Fac
Hexavalent chromium	0.020	U	0.020	0.0020	mg/L			08/02/11 11:19	1

Client Sample ID: FWGTEAM3-TRIP

Lab Sample ID: 240-2428-14
Matrix: Water

Date Collected: 08/01/11 11:00
Date Received: 08/02/11 09:00

Method: 8260B - Volatile Organic Compounds (GC/MS)

Analyte	Result	Qualifier	RL	MDL	Unit	D	Prepared	Analyzed	Dil Fac
1,1,1-Trichloroethane	1.0	U	1.0	0.22	ug/L			08/14/11 19:36	1
1,1,2,2-Tetrachloroethane	1.0	U	1.0	0.18	ug/L			08/14/11 19:36	1
1,1,2-Trichloroethane	1.0	U	1.0	0.27	ug/L			08/14/11 19:36	1
1,1-Dichloroethane	1.0	U	1.0	0.15	ug/L			08/14/11 19:36	1
1,1-Dichloroethene	1.0	U	1.0	0.19	ug/L			08/14/11 19:36	1
1,2-Dichloroethane	1.0	U	1.0	0.22	ug/L			08/14/11 19:36	1
1,2-Dichloroethene, Total	1.0	U	1.0	0.34	ug/L			08/14/11 19:36	1
1,2-Dichloropropane	1.0	U	1.0	0.18	ug/L			08/14/11 19:36	1
2-Hexanone	10	U	10	0.41	ug/L			08/14/11 19:36	1
Bromochloromethane	1.0	U	1.0	0.29	ug/L			08/14/11 19:36	1
Acetone	10	U	10	1.1	ug/L			08/14/11 19:36	1
Benzene	1.0	U	1.0	0.13	ug/L			08/14/11 19:36	1
Bromoform	1.0	U	1.0	0.64	ug/L			08/14/11 19:36	1
Bromomethane	1.0	U	1.0	0.41	ug/L			08/14/11 19:36	1
Carbon disulfide	1.0	U	1.0	0.13	ug/L			08/14/11 19:36	1
Carbon tetrachloride	1.0	U	1.0	0.13	ug/L			08/14/11 19:36	1
Chlorobenzene	1.0	U	1.0	0.15	ug/L			08/14/11 19:36	1
Chloroethane	1.0	U	1.0	0.29	ug/L			08/14/11 19:36	1
Chloroform	1.0	U	1.0	0.16	ug/L			08/14/11 19:36	1
Chloromethane	1.0	U	1.0	0.30	ug/L			08/14/11 19:36	1
cis-1,2-Dichloroethene	1.0	U	1.0	0.17	ug/L			08/14/11 19:36	1
cis-1,3-Dichloropropene	1.0	U	1.0	0.14	ug/L			08/14/11 19:36	1
Bromodichloromethane	1.0	U	1.0	0.15	ug/L			08/14/11 19:36	1
Ethylbenzene	1.0	U	1.0	0.17	ug/L			08/14/11 19:36	1
1,2-Dibromoethane	1.0	U	1.0	0.24	ug/L			08/14/11 19:36	1
m-Xylene & p-Xylene	2.0	U	2.0	0.24	ug/L			08/14/11 19:36	1
2-Butanone (MEK)	10	U	10	0.57	ug/L			08/14/11 19:36	1
4-Methyl-2-pentanone (MIBK)	10	U	10	0.32	ug/L			08/14/11 19:36	1
Methylene Chloride	2.0	U	2.0	0.33	ug/L			08/14/11 19:36	1
o-Xylene	1.0	U	1.0	0.14	ug/L			08/14/11 19:36	1
Styrene	1.0	U	1.0	0.11	ug/L			08/14/11 19:36	1
Tetrachloroethene	1.0	U	1.0	0.29	ug/L			08/14/11 19:36	1
Toluene	1.0	U	1.0	0.13	ug/L			08/14/11 19:36	1
trans-1,2-Dichloroethene	1.0	U	1.0	0.19	ug/L			08/14/11 19:36	1
trans-1,3-Dichloropropene	1.0	U	1.0	0.19	ug/L			08/14/11 19:36	1
Trichloroethene	1.0	U	1.0	0.17	ug/L			08/14/11 19:36	1
Vinyl chloride	1.0	U	1.0	0.22	ug/L			08/14/11 19:36	1
Xylenes, Total	2.0	U	2.0	0.28	ug/L			08/14/11 19:36	1

Client Sample ID: FWGTEAM3-TRIP
Date Collected: 08/01/11 11:00
Date Received: 08/02/11 09:00

Lab Sample ID: 240-2428-14
Matrix: Water

Method: 8260B - Volatile Organic Compounds (GC/MS) (Continued)

Analyte	Result	Qualifier	RL	MDL	Unit	D	Prepared	Analyzed	Dil Fac
Dibromochloromethane	1.0	U	1.0	0.18	ug/L			08/14/11 19:36	1

Surrogate	*% Recovery*	*Qualifier*	*Limits*	*Prepared*	*Analyzed*	*Dil Fac*
1,2-Dichloroethane-d4 (Surr)	*94*		*50 - 150*		*08/14/11 19:36*	*1*
4-Bromofluorobenzene (Surr)	*100*		*50 - 150*		*08/14/11 19:36*	*1*
Toluene-d8 (Surr)	*103*		*50 - 150*		*08/14/11 19:36*	*1*
Dibromofluoromethane (Surr)	*96*		*50 - 150*		*08/14/11 19:36*	*1*

Client Sample ID: FWGLL1mw-065C-1762-GW
Date Collected: 08/01/11 12:53
Date Received: 08/02/11 09:00

Lab Sample ID: 240-2428-15
Matrix: Water

Method: 8260B - Volatile Organic Compounds (GC/MS)

Analyte	Result	Qualifier	RL	MDL	Unit	D	Prepared	Analyzed	Dil Fac
1,1,1-Trichloroethane	1.0	U	1.0	0.22	ug/L			08/14/11 19:57	1
1,1,2,2-Tetrachloroethane	1.0	U	1.0	0.18	ug/L			08/14/11 19:57	1
1,1,2-Trichloroethane	1.0	U	1.0	0.27	ug/L			08/14/11 19:57	1
1,1-Dichloroethane	1.0	U	1.0	0.15	ug/L			08/14/11 19:57	1
1,1-Dichloroethene	1.0	U	1.0	0.19	ug/L			08/14/11 19:57	1
1,2-Dichloroethane	1.0	U	1.0	0.22	ug/L			08/14/11 19:57	1
1,2-Dichloroethene, Total	1.0	U	1.0	0.34	ug/L			08/14/11 19:57	1
1,2-Dichloropropane	1.0	U	1.0	0.18	ug/L			08/14/11 19:57	1
2-Hexanone	10	U	10	0.41	ug/L			08/14/11 19:57	1
Bromochloromethane	1.0	U	1.0	0.29	ug/L			08/14/11 19:57	1
Acetone	10	U	10	1.1	ug/L			08/14/11 19:57	1
Benzene	1.0	U	1.0	0.13	ug/L			08/14/11 19:57	1
Bromoform	1.0	U	1.0	0.64	ug/L			08/14/11 19:57	1
Bromomethane	1.0	U	1.0	0.41	ug/L			08/14/11 19:57	1
Carbon disulfide	1.0	U	1.0	0.13	ug/L			08/14/11 19:57	1
Carbon tetrachloride	1.0	U	1.0	0.13	ug/L			08/14/11 19:57	1
Chlorobenzene	1.0	U	1.0	0.15	ug/L			08/14/11 19:57	1
Chloroethane	1.0	U	1.0	0.29	ug/L			08/14/11 19:57	1
Chloroform	1.0	U	1.0	0.16	ug/L			08/14/11 19:57	1
Chloromethane	1.0	U	1.0	0.30	ug/L			08/14/11 19:57	1
cis-1,2-Dichloroethene	1.0	U	1.0	0.17	ug/L			08/14/11 19:57	1
cis-1,3-Dichloropropene	1.0	U	1.0	0.14	ug/L			08/14/11 19:57	1
Bromodichloromethane	1.0	U	1.0	0.15	ug/L			08/14/11 19:57	1
Ethylbenzene	1.0	U	1.0	0.17	ug/L			08/14/11 19:57	1
1,2-Dibromoethane	1.0	U	1.0	0.24	ug/L			08/14/11 19:57	1
m-Xylene & p-Xylene	2.0	U	2.0	0.24	ug/L			08/14/11 19:57	1
2-Butanone (MEK)	10	U	10	0.57	ug/L			08/14/11 19:57	1
4-Methyl-2-pentanone (MIBK)	10	U	10	0.32	ug/L			08/14/11 19:57	1
Methylene Chloride	2.0	U	2.0	0.33	ug/L			08/14/11 19:57	1
o-Xylene	1.0	U	1.0	0.14	ug/L			08/14/11 19:57	1
Styrene	1.0	U	1.0	0.11	ug/L			08/14/11 19:57	1
Tetrachloroethene	1.0	U	1.0	0.29	ug/L			08/14/11 19:57	1
Toluene	1.0	U	1.0	0.13	ug/L			08/14/11 19:57	1
trans-1,2-Dichloroethene	1.0	U	1.0	0.19	ug/L			08/14/11 19:57	1
trans-1,3-Dichloropropene	1.0	U	1.0	0.19	ug/L			08/14/11 19:57	1
Trichloroethene	1.0	U	1.0	0.17	ug/L			08/14/11 19:57	1

Client Sample ID: FWGLL1mw-065C-1762-GW

Date Collected: 08/01/11 12:53
Date Received: 08/02/11 09:00

Lab Sample ID: 240-2428-15

Matrix: Water

Method: 8260B - Volatile Organic Compounds (GC/MS) (Continued)

Analyte	Result	Qualifier	RL	MDL	Unit	D	Prepared	Analyzed	Dil Fac
Vinyl chloride	1.0	U	1.0	0.22	ug/L			08/14/11 19:57	1
Xylenes, Total	2.0	U	2.0	0.28	ug/L			08/14/11 19:57	1
Dibromochloromethane	1.0	U	1.0	0.18	ug/L			08/14/11 19:57	1

Surrogate	*% Recovery*	*Qualifier*	*Limits*	*Prepared*	*Analyzed*	*Dil Fac*
1,2-Dichloroethane-d4 (Surr)	*95*		*50 - 150*		*08/14/11 19:57*	*1*
4-Bromofluorobenzene (Surr)	*101*		*50 - 150*		*08/14/11 19:57*	*1*
Toluene-d8 (Surr)	*103*		*50 - 150*		*08/14/11 19:57*	*1*
Dibromofluoromethane (Surr)	*96*		*50 - 150*		*08/14/11 19:57*	*1*

Method: 8270C - Semivolatile Organic Compounds (GC/MS)

Analyte	Result	Qualifier	RL	MDL	Unit	D	Prepared	Analyzed	Dil Fac
2,4-Dinitrotoluene	5.1	U	5.1	0.28	ug/L		08/03/11 08:26	08/10/11 15:00	1
2,6-Dinitrotoluene	5.1	U	5.1	0.82	ug/L		08/03/11 08:26	08/10/11 15:00	1
Bis(2-ethylhexyl) phthalate	10	U	10	0.82	ug/L		08/03/11 08:26	08/10/11 15:00	1
Butyl benzyl phthalate	1.0	U	1.0	0.82	ug/L		08/03/11 08:26	08/10/11 15:00	1
Diethyl phthalate	1.0	U	1.0	0.61	ug/L		08/03/11 08:26	08/10/11 15:00	1
Dimethyl phthalate	1.0	U	1.0	0.30	ug/L		08/03/11 08:26	08/10/11 15:00	1
Di-n-butyl phthalate	1.0	U	1.0	0.68	ug/L		08/03/11 08:26	08/10/11 15:00	1
Di-n-octyl phthalate	1.0	U	1.0	0.82	ug/L		08/03/11 08:26	08/10/11 15:00	1
Nitrobenzene	1.0	U	1.0	0.041	ug/L		08/03/11 08:26	08/10/11 15:00	1

Surrogate	*% Recovery*	*Qualifier*	*Limits*	*Prepared*	*Analyzed*	*Dil Fac*
2-Fluorobiphenyl (Surr)	*50*		*50 - 150*	*08/03/11 08:26*	*08/10/11 15:00*	*1*
2-Fluorophenol (Surr)	*44*	*X*	*50 - 150*	*08/03/11 08:26*	*08/10/11 15:00*	*1*
2,4,6-Tribromophenol (Surr)	*37*	*X*	*50 - 150*	*08/03/11 08:26*	*08/10/11 15:00*	*1*
Nitrobenzene-d5 (Surr)	*56*		*50 - 150*	*08/03/11 08:26*	*08/10/11 15:00*	*1*
Phenol-d5 (Surr)	*48*	*X*	*50 - 150*	*08/03/11 08:26*	*08/10/11 15:00*	*1*
Terphenyl-d14 (Surr)	*60*		*50 - 150*	*08/03/11 08:26*	*08/10/11 15:00*	*1*

Method: 8081A - Organochlorine Pesticides (GC)

Analyte	Result	Qualifier	RL	MDL	Unit	D	Prepared	Analyzed	Dil Fac
Aldrin	0.029	U	0.029	0.0080	ug/L		08/03/11 08:35	08/17/11 00:19	1
alpha-BHC	0.029	U	0.029	0.0069	ug/L		08/03/11 08:35	08/17/11 00:19	1
alpha-Chlordane	0.029	U	0.029	0.014	ug/L		08/03/11 08:35	08/17/11 00:19	1
beta-BHC	0.029	U	0.029	0.0082	ug/L		08/03/11 08:35	08/17/11 00:19	1
4,4'-DDD	0.029	U	0.029	0.0094	ug/L		08/03/11 08:35	08/17/11 00:19	1
4,4'-DDE	0.029	U	0.029	0.0095	ug/L		08/03/11 08:35	08/17/11 00:19	1
4,4'-DDT	0.029	U	0.029	0.016	ug/L		08/03/11 08:35	08/17/11 00:19	1
delta-BHC	0.029	U	0.029	0.0085	ug/L		08/03/11 08:35	08/17/11 00:19	1
Dieldrin	0.029	U	0.029	0.0074	ug/L		08/03/11 08:35	08/17/11 00:19	1
Endosulfan I	0.025	U	0.025	0.013	ug/L		08/03/11 08:35	08/17/11 00:19	1
Endosulfan II	0.025	U	0.025	0.012	ug/L		08/03/11 08:35	08/17/11 00:19	1
Endosulfan sulfate	0.029	U	0.029	0.011	ug/L		08/03/11 08:35	08/17/11 00:19	1
Endrin	0.029	U	0.029	0.011	ug/L		08/03/11 08:35	08/17/11 00:19	1
Endrin aldehyde	0.029	U	0.029	0.011	ug/L		08/03/11 08:35	08/17/11 00:19	1
Endrin ketone	0.029	U	0.029	0.0076	ug/L		08/03/11 08:35	08/17/11 00:19	1
gamma-BHC (Lindane)	0.029	U	0.029	0.0063	ug/L		08/03/11 08:35	08/17/11 00:19	1
gamma-Chlordane	0.029	U	0.029	0.012	ug/L		08/03/11 08:35	08/17/11 00:19	1
Heptachlor	0.029	U	0.029	0.0078	ug/L		08/03/11 08:35	08/17/11 00:19	1
Heptachlor epoxide	0.029	U	0.029	0.0070	ug/L		08/03/11 08:35	08/17/11 00:19	1

Client Sample ID: FWGLL1mw-065C-1762-GW
Date Collected: 08/01/11 12:53
Date Received: 08/02/11 09:00

Lab Sample ID: 240-2428-15
Matrix: Water

Method: 8081A - Organochlorine Pesticides (GC) (Continued)

Analyte	Result	Qualifier	RL	MDL	Unit	D	Prepared	Analyzed	Dil Fac
Methoxychlor	0.098	U	0.098	0.031	ug/L		08/03/11 08:35	08/17/11 00:19	1
Toxaphene	2.0	U	2.0	0.31	ug/L		08/03/11 08:35	08/17/11 00:19	1

Surrogate	*% Recovery*	*Qualifier*	*Limits*	*Prepared*	*Analyzed*	*Dil Fac*
DCB Decachlorobiphenyl	*41*	*X*	*50 - 150*	*08/03/11 08:35*	*08/17/11 00:19*	*1*
DCB Decachlorobiphenyl	*42*	*X*	*50 - 150*	*08/03/11 08:35*	*08/17/11 00:19*	*1*
Tetrachloro-m-xylene	*88*		*50 - 150*	*08/03/11 08:35*	*08/17/11 00:19*	*1*
Tetrachloro-m-xylene	*85*		*50 - 150*	*08/03/11 08:35*	*08/17/11 00:19*	*1*

Method: 8330 (Modified) - Organic Compounds by UV/HPLC - Dissolved

Analyte	Result	Qualifier	RL	MDL	Unit	D	Prepared	Analyzed	Dil Fac
Nitroguanidine	20	U	20	2.4	ug/L		08/10/11 09:45	08/10/11 19:15	1

Method: 8330/8330A - Nitroaromatics & Nitramines: Explosives (8330/A)

Analyte	Result	Qualifier	RL	MDL	Unit	D	Prepared	Analyzed	Dil Fac
1,3,5-Trinitrobenzene	0.099	U	0.099	0.030	ug/L		08/08/11 08:30	08/12/11 11:22	0.99
1,3-Dinitrobenzene	0.099	U	0.099	0.050	ug/L		08/08/11 08:30	08/12/11 11:22	0.99
2-Amino-4,6-dinitrotoluene	0.099	U	0.099	0.099	ug/L		08/08/11 08:30	08/12/11 11:22	0.99
2,4,6-Trinitrotoluene	0.099	U	0.099	0.050	ug/L		08/08/11 08:30	08/12/11 11:22	0.99
2,4-Dinitrotoluene	0.099	U	0.099	0.050	ug/L		08/08/11 08:30	08/12/11 11:22	0.99
2,6-Dinitrotoluene	0.099	U	0.099	0.050	ug/L		08/08/11 08:30	08/12/11 11:22	0.99
2-Nitrotoluene	0.50	U	0.50	0.087	ug/L		08/08/11 08:30	08/12/11 11:22	0.99
3-Nitrotoluene	0.50	U	0.50	0.056	ug/L		08/08/11 08:30	08/12/11 11:22	0.99
4-Amino-2,6-dinitrotoluene	0.099	U	0.099	0.050	ug/L		08/08/11 08:30	08/12/11 11:22	0.99
4-Nitrotoluene	0.50	U	0.50	0.087	ug/L		08/08/11 08:30	08/12/11 11:22	0.99
HMX	0.099	U	0.099	0.036	ug/L		08/08/11 08:30	08/12/11 11:22	0.99
Nitrobenzene	0.099	U	0.099	0.050	ug/L		08/08/11 08:30	08/12/11 11:22	0.99
Nitroglycerin	0.64	U	0.64	0.33	ug/L		08/08/11 08:30	08/12/11 11:22	0.99
RDX	0.099	U	0.099	0.036	ug/L		08/08/11 08:30	08/12/11 11:22	0.99
PETN	0.64	U	0.64	0.30	ug/L		08/08/11 08:30	08/12/11 11:22	0.99
Tetryl	0.099	U	0.099	0.050	ug/L		08/08/11 08:30	08/12/11 11:22	0.99

Surrogate	*% Recovery*	*Qualifier*	*Limits*	*Prepared*	*Analyzed*	*Dil Fac*
3,4-Dinitrotoluene	*89*		*50 - 150*	*08/08/11 08:30*	*08/12/11 11:22*	*0.99*

General Chemistry

Analyte	Result	Qualifier	RL	MDL	Unit	D	Prepared	Analyzed	Dil Fac
Nitrocellulose	2.0	U	2.0	0.48	mg/L		08/10/11 08:00	08/17/11 12:25	1

Client Sample ID: FWGLL1mw-065C-1762-GF
Date Collected: 08/01/11 12:53
Date Received: 08/02/11 09:00

Lab Sample ID: 240-2428-16
Matrix: Water

Method: 6010B - Metals (ICP) - Total Recoverable

Analyte	Result	Qualifier	RL	MDL	Unit	D	Prepared	Analyzed	Dil Fac
Silver	5.0	U	5.0	2.2	ug/L		08/04/11 08:00	08/16/11 11:04	1
Arsenic	3.4	J	5.0	3.2	ug/L		08/04/11 08:00	08/16/11 11:04	1
Barium	49		10	0.67	ug/L		08/04/11 08:00	08/16/11 11:04	1
Calcium	75000		1000	130	ug/L		08/04/11 08:00	08/16/11 11:04	1
Cobalt	5.0	U	5.0	1.7	ug/L		08/04/11 08:00	08/16/11 11:04	1
Chromium	5.0	U	5.0	2.2	ug/L		08/04/11 08:00	08/16/11 11:04	1

Client Sample ID: FWGLL1mw-065C-1762-GF

Lab Sample ID: 240-2428-16
Matrix: Water

Date Collected: 08/01/11 12:53
Date Received: 08/02/11 09:00

Method: 6010B - Metals (ICP) - Total Recoverable (Continued)

Analyte	Result	Qualifier	RL	MDL	Unit	D	Prepared	Analyzed	Dil Fac
Copper	5.0	U	5.0	4.5	ug/L		08/04/11 08:00	08/16/11 11:04	1
Potassium	910	J B	1000	72	ug/L		08/04/11 08:00	08/16/11 11:04	1
Magnesium	19000		1000	34	ug/L		08/04/11 08:00	08/16/11 11:04	1
Manganese	250		10	0.41	ug/L		08/04/11 08:00	08/16/11 11:04	1
Nickel	10	U	10	3.2	ug/L		08/04/11 08:00	08/16/11 11:04	1
Lead	3.0	U	3.0	1.9	ug/L		08/04/11 08:00	08/16/11 11:04	1
Selenium	5.0	U	5.0	4.1	ug/L		08/04/11 08:00	08/16/11 11:04	1
Vanadium	10	U	10	0.64	ug/L		08/04/11 08:00	08/16/11 11:04	1

Method: 6020 - Metals (ICP/MS) - Total Recoverable

Analyte	Result	Qualifier	RL	MDL	Unit	D	Prepared	Analyzed	Dil Fac
Aluminum	50	U	50	19	ug/L		08/04/11 08:00	08/23/11 11:11	1
Beryllium	1.0	U	1.0	0.20	ug/L		08/04/11 08:00	08/23/11 11:11	1
Cadmium	0.50	U	0.50	0.13	ug/L		08/04/11 08:00	08/23/11 11:11	1
Iron	65		50	26	ug/L		08/04/11 08:00	08/23/11 11:11	1
Antimony	2.0	U	2.0	0.13	ug/L		08/04/11 08:00	08/23/11 11:11	1
Thallium	0.18	J B	1.0	0.14	ug/L		08/04/11 08:00	08/23/11 11:11	1
Zinc	10	U	10	2.3	ug/L		08/04/11 08:00	08/23/11 11:11	1
Sodium	11000	B	1000	6.9	ug/L		08/04/11 08:00	08/23/11 11:11	1

Method: 7470A - Mercury (CVAA)

Analyte	Result	Qualifier	RL	MDL	Unit	D	Prepared	Analyzed	Dil Fac
Mercury	0.20	U	0.20	0.12	ug/L		08/04/11 11:10	08/04/11 16:43	1

General Chemistry - Dissolved

Analyte	Result	Qualifier	RL	MDL	Unit	D	Prepared	Analyzed	Dil Fac
Hexavalent chromium	0.020	U	0.020	0.0020	mg/L			08/02/11 11:22	1

Client Sample ID: FWGLL1mw-DUP1-1799-GW

Lab Sample ID: 240-2428-17
Matrix: Water

Date Collected: 08/01/11 13:59
Date Received: 08/02/11 09:00

Method: 8260B - Volatile Organic Compounds (GC/MS)

Analyte	Result	Qualifier	RL	MDL	Unit	D	Prepared	Analyzed	Dil Fac
1,1,1-Trichloroethane	1.0	U	1.0	0.22	ug/L			08/14/11 20:19	1
1,1,2,2-Tetrachloroethane	1.0	U	1.0	0.18	ug/L			08/14/11 20:19	1
1,1,2-Trichloroethane	1.0	U	1.0	0.27	ug/L			08/14/11 20:19	1
1,1-Dichloroethane	1.0	U	1.0	0.15	ug/L			08/14/11 20:19	1
1,1-Dichloroethene	1.0	U	1.0	0.19	ug/L			08/14/11 20:19	1
1,2-Dichloroethane	1.0	U	1.0	0.22	ug/L			08/14/11 20:19	1
1,2-Dichloroethene, Total	1.0	U	1.0	0.34	ug/L			08/14/11 20:19	1
1,2-Dichloropropane	1.0	U	1.0	0.18	ug/L			08/14/11 20:19	1
2-Hexanone	10	U	10	0.41	ug/L			08/14/11 20:19	1
Bromochloromethane	1.0	U	1.0	0.29	ug/L			08/14/11 20:19	1
Acetone	10	U	10	1.1	ug/L			08/14/11 20:19	1
Benzene	1.0	U	1.0	0.13	ug/L			08/14/11 20:19	1
Bromoform	1.0	U	1.0	0.64	ug/L			08/14/11 20:19	1
Bromomethane	1.0	U	1.0	0.41	ug/L			08/14/11 20:19	1
Carbon disulfide	1.0	U	1.0	0.13	ug/L			08/14/11 20:19	1
Carbon tetrachloride	1.0	U	1.0	0.13	ug/L			08/14/11 20:19	1

Client: Environmental Quality Mgt., Inc.
Project/Site: RVAAP (OH)

TestAmerica Job ID: 240-2428-1

Client Sample ID: FWGLL1mw-DUP1-1799-GW
Date Collected: 08/01/11 13:59
Date Received: 08/02/11 09:00

Lab Sample ID: 240-2428-17
Matrix: Water

Method: 8260B - Volatile Organic Compounds (GC/MS) (Continued)

Analyte	Result	Qualifier	RL	MDL	Unit	D	Prepared	Analyzed	Dil Fac
Chlorobenzene	1.0	U	1.0	0.15	ug/L			08/14/11 20:19	1
Chloroethane	1.0	U	1.0	0.29	ug/L			08/14/11 20:19	1
Chloroform	1.0	U	1.0	0.16	ug/L			08/14/11 20:19	1
Chloromethane	1.0	U	1.0	0.30	ug/L			08/14/11 20:19	1
cis-1,2-Dichloroethene	1.0	U	1.0	0.17	ug/L			08/14/11 20:19	1
cis-1,3-Dichloropropene	1.0	U	1.0	0.14	ug/L			08/14/11 20:19	1
Bromodichloromethane	1.0	U	1.0	0.15	ug/L			08/14/11 20:19	1
Ethylbenzene	1.0	U	1.0	0.17	ug/L			08/14/11 20:19	1
1,2-Dibromoethane	1.0	U	1.0	0.24	ug/L			08/14/11 20:19	1
m-Xylene & p-Xylene	2.0	U	2.0	0.24	ug/L			08/14/11 20:19	1
2-Butanone (MEK)	10	U	10	0.57	ug/L			08/14/11 20:19	1
4-Methyl-2-pentanone (MIBK)	10	U	10	0.32	ug/L			08/14/11 20:19	1
Methylene Chloride	2.0	U	2.0	0.33	ug/L			08/14/11 20:19	1
o-Xylene	1.0	U	1.0	0.14	ug/L			08/14/11 20:19	1
Styrene	1.0	U	1.0	0.11	ug/L			08/14/11 20:19	1
Tetrachloroethene	1.0	U	1.0	0.29	ug/L			08/14/11 20:19	1
Toluene	1.0	U	1.0	0.13	ug/L			08/14/11 20:19	1
trans-1,2-Dichloroethene	1.0	U	1.0	0.19	ug/L			08/14/11 20:19	1
trans-1,3-Dichloropropene	1.0	U	1.0	0.19	ug/L			08/14/11 20:19	1
Trichloroethene	1.0	U	1.0	0.17	ug/L			08/14/11 20:19	1
Vinyl chloride	1.0	U	1.0	0.22	ug/L			08/14/11 20:19	1
Xylenes, Total	2.0	U	2.0	0.28	ug/L			08/14/11 20:19	1
Dibromochloromethane	1.0	U	1.0	0.18	ug/L			08/14/11 20:19	1

Surrogate	*% Recovery*	*Qualifier*	*Limits*	*Prepared*	*Analyzed*	*Dil Fac*
1,2-Dichloroethane-d4 (Surr)	*96*		*50 - 150*		*08/14/11 20:19*	*1*
4-Bromofluorobenzene (Surr)	*101*		*50 - 150*		*08/14/11 20:19*	*1*
Toluene-d8 (Surr)	*102*		*50 - 150*		*08/14/11 20:19*	*1*
Dibromofluoromethane (Surr)	*96*		*50 - 150*		*08/14/11 20:19*	*1*

Method: 8270C - Semivolatile Organic Compounds (GC/MS)

Analyte	Result	Qualifier	RL	MDL	Unit	D	Prepared	Analyzed	Dil Fac
2,4-Dinitrotoluene	4.8	U	4.8	0.26	ug/L		08/03/11 08:26	08/10/11 15:33	1
2,6-Dinitrotoluene	4.8	U	4.8	0.76	ug/L		08/03/11 08:26	08/10/11 15:33	1
Bis(2-ethylhexyl) phthalate	9.5	U	9.5	0.76	ug/L		08/03/11 08:26	08/10/11 15:33	1
Butyl benzyl phthalate	0.95	U	0.95	0.76	ug/L		08/03/11 08:26	08/10/11 15:33	1
Diethyl phthalate	0.95	U	0.95	0.57	ug/L		08/03/11 08:26	08/10/11 15:33	1
Dimethyl phthalate	0.95	U	0.95	0.28	ug/L		08/03/11 08:26	08/10/11 15:33	1
Di-n-butyl phthalate	0.95	U	0.95	0.64	ug/L		08/03/11 08:26	08/10/11 15:33	1
Di-n-octyl phthalate	0.95	U	0.95	0.76	ug/L		08/03/11 08:26	08/10/11 15:33	1
Nitrobenzene	0.95	U	0.95	0.038	ug/L		08/03/11 08:26	08/10/11 15:33	1

Surrogate	*% Recovery*	*Qualifier*	*Limits*	*Prepared*	*Analyzed*	*Dil Fac*
2-Fluorobiphenyl (Surr)	*50*		*50 - 150*	*08/03/11 08:26*	*08/10/11 15:33*	*1*
2-Fluorophenol (Surr)	*54*		*50 - 150*	*08/03/11 08:26*	*08/10/11 15:33*	*1*
2,4,6-Tribromophenol (Surr)	*47*	*X*	*50 - 150*	*08/03/11 08:26*	*08/10/11 15:33*	*1*
Nitrobenzene-d5 (Surr)	*57*		*50 - 150*	*08/03/11 08:26*	*08/10/11 15:33*	*1*
Phenol-d5 (Surr)	*56*		*50 - 150*	*08/03/11 08:26*	*08/10/11 15:33*	*1*
Terphenyl-d14 (Surr)	*60*		*50 - 150*	*08/03/11 08:26*	*08/10/11 15:33*	*1*

Client: Environmental Quality Mgt., Inc.
Project/Site: RVAAP (OH)

TestAmerica Job ID: 240-2428-1

Client Sample ID: FWGLL1mw-DUP1-1799-GW
Date Collected: 08/01/11 13:59
Date Received: 08/02/11 09:00

Lab Sample ID: 240-2428-17
Matrix: Water

Method: 8081A - Organochlorine Pesticides (GC)

Analyte	Result	Qualifier	RL	MDL	Unit	D	Prepared	Analyzed	Dil Fac
Aldrin	0.15	U	0.15	0.040	ug/L		08/03/11 08:35	08/17/11 00:50	5
alpha-BHC	0.15	U	0.15	0.034	ug/L		08/03/11 08:35	08/17/11 00:50	5
alpha-Chlordane	0.15	U	0.15	0.068	ug/L		08/03/11 08:35	08/17/11 00:50	5
beta-BHC	0.15	U	0.15	0.041	ug/L		08/03/11 08:35	08/17/11 00:50	5
4,4'-DDD	0.15	U	0.15	0.047	ug/L		08/03/11 08:35	08/17/11 00:50	5
4,4'-DDE	0.15	U	0.15	0.047	ug/L		08/03/11 08:35	08/17/11 00:50	5
4,4'-DDT	0.15	U	0.15	0.078	ug/L		08/03/11 08:35	08/17/11 00:50	5
delta-BHC	0.15	U	0.15	0.042	ug/L		08/03/11 08:35	08/17/11 00:50	5
Dieldrin	0.15	U	0.15	0.036	ug/L		08/03/11 08:35	08/17/11 00:50	5
Endosulfan I	0.12	U	0.12	0.063	ug/L		08/03/11 08:35	08/17/11 00:50	5
Endosulfan II	0.12	U	0.12	0.058	ug/L		08/03/11 08:35	08/17/11 00:50	5
Endosulfan sulfate	0.15	U	0.15	0.053	ug/L		08/03/11 08:35	08/17/11 00:50	5
Endrin	0.15	U	0.15	0.053	ug/L		08/03/11 08:35	08/17/11 00:50	5
Endrin aldehyde	0.15	U	0.15	0.053	ug/L		08/03/11 08:35	08/17/11 00:50	5
Endrin ketone	0.15	U	0.15	0.038	ug/L		08/03/11 08:35	08/17/11 00:50	5
gamma-BHC (Lindane)	0.15	U	0.15	0.031	ug/L		08/03/11 08:35	08/17/11 00:50	5
gamma-Chlordane	0.15	U	0.15	0.058	ug/L		08/03/11 08:35	08/17/11 00:50	5
Heptachlor	0.15	U	0.15	0.039	ug/L		08/03/11 08:35	08/17/11 00:50	5
Heptachlor epoxide	0.15	U	0.15	0.034	ug/L		08/03/11 08:35	08/17/11 00:50	5
Methoxychlor	0.49	U	0.49	0.16	ug/L		08/03/11 08:35	08/17/11 00:50	5
Toxaphene	9.7	U	9.7	1.6	ug/L		08/03/11 08:35	08/17/11 00:50	5

Surrogate	*% Recovery*	*Qualifier*	*Limits*	*Prepared*	*Analyzed*	*Dil Fac*
DCB Decachlorobiphenyl	*74*		*50 - 150*	*08/03/11 08:35*	*08/17/11 00:50*	*5*
DCB Decachlorobiphenyl	*69*		*50 - 150*	*08/03/11 08:35*	*08/17/11 00:50*	*5*
Tetrachloro-m-xylene	*119*		*50 - 150*	*08/03/11 08:35*	*08/17/11 00:50*	*5*
Tetrachloro-m-xylene	*89*		*50 - 150*	*08/03/11 08:35*	*08/17/11 00:50*	*5*

Method: 8330 (Modified) - Organic Compounds by UV/HPLC - Dissolved

Analyte	Result	Qualifier	RL	MDL	Unit	D	Prepared	Analyzed	Dil Fac
Nitroguanidine	20	U	20	2.4	ug/L		08/10/11 09:45	08/10/11 19:29	1

Method: 8330/8330A - Nitroaromatics & Nitramines: Explosives (8330/A)

Analyte	Result	Qualifier	RL	MDL	Unit	D	Prepared	Analyzed	Dil Fac
1,3,5-Trinitrobenzene	0.10	U	0.10	0.030	ug/L		08/08/11 08:30	08/12/11 12:02	1
1,3-Dinitrobenzene	0.10	U	0.10	0.050	ug/L		08/08/11 08:30	08/12/11 12:02	1
2-Amino-4,6-dinitrotoluene	0.10	U	0.10	0.10	ug/L		08/08/11 08:30	08/12/11 12:02	1
2,4,6-Trinitrotoluene	0.10	U	0.10	0.050	ug/L		08/08/11 08:30	08/12/11 12:02	1
2,4-Dinitrotoluene	0.10	U	0.10	0.050	ug/L		08/08/11 08:30	08/12/11 12:02	1
2,6-Dinitrotoluene	0.10	U	0.10	0.050	ug/L		08/08/11 08:30	08/12/11 12:02	1
2-Nitrotoluene	0.50	U	0.50	0.088	ug/L		08/08/11 08:30	08/12/11 12:02	1
3-Nitrotoluene	0.50	U	0.50	0.057	ug/L		08/08/11 08:30	08/12/11 12:02	1
4-Amino-2,6-dinitrotoluene	0.10	U	0.10	0.050	ug/L		08/08/11 08:30	08/12/11 12:02	1
4-Nitrotoluene	0.50	U	0.50	0.088	ug/L		08/08/11 08:30	08/12/11 12:02	1
HMX	0.10	U	0.10	0.036	ug/L		08/08/11 08:30	08/12/11 12:02	1
Nitrobenzene	0.10	U	0.10	0.050	ug/L		08/08/11 08:30	08/12/11 12:02	1
Nitroglycerin	0.65	U	0.65	0.33	ug/L		08/08/11 08:30	08/12/11 12:02	1
RDX	0.10	U	0.10	0.036	ug/L		08/08/11 08:30	08/12/11 12:02	1
PETN	0.65	U	0.65	0.30	ug/L		08/08/11 08:30	08/12/11 12:02	1
Tetryl	0.10	U	0.10	0.050	ug/L		08/08/11 08:30	08/12/11 12:02	1

Client Sample ID: FWGLL1mw-DUP1-1799-GW

Lab Sample ID: 240-2428-17
Matrix: Water

Date Collected: 08/01/11 13:59
Date Received: 08/02/11 09:00

Surrogate	% Recovery	Qualifier	Limits	Prepared	Analyzed	Dil Fac
3,4-Dinitrotoluene	90		50 - 150	08/08/11 08:30	08/12/11 12:02	1

General Chemistry

Analyte	Result	Qualifier	RL	MDL	Unit	D	Prepared	Analyzed	Dil Fac
Nitrocellulose	2.0	U	2.0	0.48	mg/L		08/10/11 08:00	08/17/11 12:27	1

Client Sample ID: FWGLL1mw-DUP1-1799-GF

Lab Sample ID: 240-2428-18
Matrix: Water

Date Collected: 08/01/11 13:59
Date Received: 08/02/11 09:00

Method: 6010B - Metals (ICP) - Total Recoverable

Analyte	Result	Qualifier	RL	MDL	Unit	D	Prepared	Analyzed	Dil Fac
Silver	5.0	U	5.0	2.2	ug/L		08/04/11 08:00	08/16/11 11:10	1
Arsenic	5.0	U	5.0	3.2	ug/L		08/04/11 08:00	08/16/11 11:10	1
Barium	49		10	0.67	ug/L		08/04/11 08:00	08/16/11 11:10	1
Calcium	75000		1000	130	ug/L		08/04/11 08:00	08/16/11 11:10	1
Cobalt	5.0	U	5.0	1.7	ug/L		08/04/11 08:00	08/16/11 11:10	1
Chromium	5.0	U	5.0	2.2	ug/L		08/04/11 08:00	08/16/11 11:10	1
Copper	5.0	U	5.0	4.5	ug/L		08/04/11 08:00	08/16/11 11:10	1
Potassium	910	J B	1000	72	ug/L		08/04/11 08:00	08/16/11 11:10	1
Magnesium	19000		1000	34	ug/L		08/04/11 08:00	08/16/11 11:10	1
Manganese	240		10	0.41	ug/L		08/04/11 08:00	08/16/11 11:10	1
Nickel	10	U	10	3.2	ug/L		08/04/11 08:00	08/16/11 11:10	1
Lead	3.0	U	3.0	1.9	ug/L		08/04/11 08:00	08/16/11 11:10	1
Selenium	5.0	U	5.0	4.1	ug/L		08/04/11 08:00	08/16/11 11:10	1
Vanadium	10	U	10	0.64	ug/L		08/04/11 08:00	08/16/11 11:10	1

Method: 6020 - Metals (ICP/MS) - Total Recoverable

Analyte	Result	Qualifier	RL	MDL	Unit	D	Prepared	Analyzed	Dil Fac
Aluminum	50	U	50	19	ug/L		08/04/11 08:00	08/23/11 11:16	1
Beryllium	1.0	U	1.0	0.20	ug/L		08/04/11 08:00	08/23/11 11:16	1
Cadmium	0.50	U	0.50	0.13	ug/L		08/04/11 08:00	08/23/11 11:16	1
Iron	70		50	26	ug/L		08/04/11 08:00	08/23/11 11:16	1
Antimony	2.0	U	2.0	0.13	ug/L		08/04/11 08:00	08/23/11 11:16	1
Thallium	0.15	J B	1.0	0.14	ug/L		08/04/11 08:00	08/23/11 11:16	1
Zinc	10	U	10	2.3	ug/L		08/04/11 08:00	08/23/11 11:16	1
Sodium	11000	B	1000	6.9	ug/L		08/04/11 08:00	08/23/11 11:16	1

Method: 7470A - Mercury (CVAA)

Analyte	Result	Qualifier	RL	MDL	Unit	D	Prepared	Analyzed	Dil Fac
Mercury	0.20	U	0.20	0.12	ug/L		08/04/11 11:10	08/04/11 16:47	1

General Chemistry - Dissolved

Analyte	Result	Qualifier	RL	MDL	Unit	D	Prepared	Analyzed	Dil Fac
Hexavalent chromium	0.020	U	0.020	0.0020	mg/L			08/02/11 11:24	1

Method: 8260B - Volatile Organic Compounds (GC/MS)

Analyte	Result	Qualifier	RL	MDL	Unit	D	Prepared	Analyzed	Dil Fac
1,1,1-Trichloroethane	1.0	U	1.0	0.22	ug/L			08/14/11 20:40	1
1,1,2,2-Tetrachloroethane	1.0	U	1.0	0.18	ug/L			08/14/11 20:40	1
1,1,2-Trichloroethane	1.0	U	1.0	0.27	ug/L			08/14/11 20:40	1
1,1-Dichloroethane	1.0	U	1.0	0.15	ug/L			08/14/11 20:40	1
1,1-Dichloroethene	1.0	U	1.0	0.19	ug/L			08/14/11 20:40	1
1,2-Dichloroethane	1.0	U	1.0	0.22	ug/L			08/14/11 20:40	1
1,2-Dichloroethene, Total	1.0	U	1.0	0.34	ug/L			08/14/11 20:40	1
1,2-Dichloropropane	1.0	U	1.0	0.18	ug/L			08/14/11 20:40	1
2-Hexanone	10	U	10	0.41	ug/L			08/14/11 20:40	1
Bromochloromethane	1.0	U	1.0	0.29	ug/L			08/14/11 20:40	1
Acetone	10	U	10	1.1	ug/L			08/14/11 20:40	1
Benzene	1.0	U	1.0	0.13	ug/L			08/14/11 20:40	1
Bromoform	1.0	U	1.0	0.64	ug/L			08/14/11 20:40	1
Bromomethane	1.0	U	1.0	0.41	ug/L			08/14/11 20:40	1
Carbon disulfide	1.0	U	1.0	0.13	ug/L			08/14/11 20:40	1
Carbon tetrachloride	1.0	U	1.0	0.13	ug/L			08/14/11 20:40	1
Chlorobenzene	1.0	U	1.0	0.15	ug/L			08/14/11 20:40	1
Chloroethane	1.0	U	1.0	0.29	ug/L			08/14/11 20:40	1
Chloroform	1.0	U	1.0	0.16	ug/L			08/14/11 20:40	1
Chloromethane	1.0	U	1.0	0.30	ug/L			08/14/11 20:40	1
cis-1,2-Dichloroethene	1.0	U	1.0	0.17	ug/L			08/14/11 20:40	1
cis-1,3-Dichloropropene	1.0	U	1.0	0.14	ug/L			08/14/11 20:40	1
Bromodichloromethane	1.0	U	1.0	0.15	ug/L			08/14/11 20:40	1
Ethylbenzene	1.0	U	1.0	0.17	ug/L			08/14/11 20:40	1
1,2-Dibromoethane	1.0	U	1.0	0.24	ug/L			08/14/11 20:40	1
m-Xylene & p-Xylene	2.0	U	2.0	0.24	ug/L			08/14/11 20:40	1
2-Butanone (MEK)	10	U	10	0.57	ug/L			08/14/11 20:40	1
4-Methyl-2-pentanone (MIBK)	10	U	10	0.32	ug/L			08/14/11 20:40	1
Methylene Chloride	2.0	U	2.0	0.33	ug/L			08/14/11 20:40	1
o-Xylene	1.0	U	1.0	0.14	ug/L			08/14/11 20:40	1
Styrene	1.0	U	1.0	0.11	ug/L			08/14/11 20:40	1
Tetrachloroethene	1.0	U	1.0	0.29	ug/L			08/14/11 20:40	1
Toluene	1.0	U	1.0	0.13	ug/L			08/14/11 20:40	1
trans-1,2-Dichloroethene	1.0	U	1.0	0.19	ug/L			08/14/11 20:40	1
trans-1,3-Dichloropropene	1.0	U	1.0	0.19	ug/L			08/14/11 20:40	1
Trichloroethene	1.0	U	1.0	0.17	ug/L			08/14/11 20:40	1
Vinyl chloride	1.0	U	1.0	0.22	ug/L			08/14/11 20:40	1
Xylenes, Total	2.0	U	2.0	0.28	ug/L			08/14/11 20:40	1
Dibromochloromethane	1.0	U	1.0	0.18	ug/L			08/14/11 20:40	1

Surrogate	*% Recovery*	*Qualifier*	*Limits*	*Prepared*	*Analyzed*	*Dil Fac*
1,2-Dichloroethane-d4 (Surr)	*96*		*50 - 150*		*08/14/11 20:40*	*1*
4-Bromofluorobenzene (Surr)	*100*		*50 - 150*		*08/14/11 20:40*	*1*
Toluene-d8 (Surr)	*101*		*50 - 150*		*08/14/11 20:40*	*1*
Dibromofluoromethane (Surr)	*96*		*50 - 150*		*08/14/11 20:40*	*1*

Method: 8270C - Semivolatile Organic Compounds (GC/MS)

Analyte	Result	Qualifier	RL	MDL	Unit	D	Prepared	Analyzed	Dil Fac
2,4-Dinitrotoluene	0.34	J	4.8	0.26	ug/L		08/03/11 08:26	08/10/11 15:16	1
2,6-Dinitrotoluene	4.8	U	4.8	0.77	ug/L		08/03/11 08:26	08/10/11 15:16	1
Bis(2-ethylhexyl) phthalate	9.6	U	9.6	0.77	ug/L		08/03/11 08:26	08/10/11 15:16	1

Client Sample ID: FWGLL1mw-080C-1764-GW

Date Collected: 08/01/11 15:29
Date Received: 08/02/11 09:00

Lab Sample ID: 240-2428-19

Matrix: Water

Method: 8270C - Semivolatile Organic Compounds (GC/MS) (Continued)

Analyte	Result	Qualifier	RL	MDL	Unit	D	Prepared	Analyzed	Dil Fac
Butyl benzyl phthalate	0.96	U	0.96	0.77	ug/L		08/03/11 08:26	08/10/11 15:16	1
Diethyl phthalate	0.96	U	0.96	0.58	ug/L		08/03/11 08:26	08/10/11 15:16	1
Dimethyl phthalate	0.96	U	0.96	0.28	ug/L		08/03/11 08:26	08/10/11 15:16	1
Di-n-butyl phthalate	0.96	U	0.96	0.64	ug/L		08/03/11 08:26	08/10/11 15:16	1
Di-n-octyl phthalate	0.96	U	0.96	0.77	ug/L		08/03/11 08:26	08/10/11 15:16	1
Nitrobenzene	0.96	U	0.96	0.038	ug/L		08/03/11 08:26	08/10/11 15:16	1

Surrogate	*% Recovery*	*Qualifier*	*Limits*	*Prepared*	*Analyzed*	*Dil Fac*
2-Fluorobiphenyl (Surr)	*49*	*X*	*50 - 150*	*08/03/11 08:26*	*08/10/11 15:16*	*1*
2-Fluorophenol (Surr)	*53*		*50 - 150*	*08/03/11 08:26*	*08/10/11 15:16*	*1*
2,4,6-Tribromophenol (Surr)	*45*	*X*	*50 - 150*	*08/03/11 08:26*	*08/10/11 15:16*	*1*
Nitrobenzene-d5 (Surr)	*55*		*50 - 150*	*08/03/11 08:26*	*08/10/11 15:16*	*1*
Phenol-d5 (Surr)	*55*		*50 - 150*	*08/03/11 08:26*	*08/10/11 15:16*	*1*
Terphenyl-d14 (Surr)	*60*		*50 - 150*	*08/03/11 08:26*	*08/10/11 15:16*	*1*

Method: 8081A - Organochlorine Pesticides (GC)

Analyte	Result	Qualifier	RL	MDL	Unit	D	Prepared	Analyzed	Dil Fac
Aldrin	0.029	U	0.029	0.0078	ug/L		08/03/11 08:35	08/17/11 01:21	1
alpha-BHC	0.029	U	0.029	0.0067	ug/L		08/03/11 08:35	08/17/11 01:21	1
alpha-Chlordane	0.029	U	0.029	0.013	ug/L		08/03/11 08:35	08/17/11 01:21	1
beta-BHC	0.063	E	0.029	0.0080	ug/L		08/03/11 08:35	08/17/11 01:21	1
4,4'-DDD	0.029	U	0.029	0.0091	ug/L		08/03/11 08:35	08/17/11 01:21	1
4,4'-DDE	0.029	U	0.029	0.0092	ug/L		08/03/11 08:35	08/17/11 01:21	1
4,4'-DDT	0.029	U	0.029	0.015	ug/L		08/03/11 08:35	08/17/11 01:21	1
delta-BHC	0.029	U	0.029	0.0083	ug/L		08/03/11 08:35	08/17/11 01:21	1
Dieldrin	0.029	U	0.029	0.0071	ug/L		08/03/11 08:35	08/17/11 01:21	1
Endosulfan I	0.024	U	0.024	0.012	ug/L		08/03/11 08:35	08/17/11 01:21	1
Endosulfan II	0.024	U	0.024	0.011	ug/L		08/03/11 08:35	08/17/11 01:21	1
Endosulfan sulfate	0.029	U	0.029	0.010	ug/L		08/03/11 08:35	08/17/11 01:21	1
Endrin	0.029	U	0.029	0.010	ug/L		08/03/11 08:35	08/17/11 01:21	1
Endrin aldehyde	0.029	U	0.029	0.010	ug/L		08/03/11 08:35	08/17/11 01:21	1
Endrin ketone	0.029	U	0.029	0.0074	ug/L		08/03/11 08:35	08/17/11 01:21	1
gamma-BHC (Lindane)	0.029	U	0.029	0.0061	ug/L		08/03/11 08:35	08/17/11 01:21	1
gamma-Chlordane	0.029	U	0.029	0.011	ug/L		08/03/11 08:35	08/17/11 01:21	1
Heptachlor	0.029	U	0.029	0.0076	ug/L		08/03/11 08:35	08/17/11 01:21	1
Heptachlor epoxide	0.029	U E	0.029	0.0068	ug/L		08/03/11 08:35	08/17/11 01:21	1
Methoxychlor	0.095	U	0.095	0.030	ug/L		08/03/11 08:35	08/17/11 01:21	1
Toxaphene	1.9	U	1.9	0.30	ug/L		08/03/11 08:35	08/17/11 01:21	1

Surrogate	*% Recovery*	*Qualifier*	*Limits*	*Prepared*	*Analyzed*	*Dil Fac*
DCB Decachlorobiphenyl	*58*		*50 - 150*	*08/03/11 08:35*	*08/17/11 01:21*	*1*
DCB Decachlorobiphenyl	*58*		*50 - 150*	*08/03/11 08:35*	*08/17/11 01:21*	*1*
Tetrachloro-m-xylene	*89*		*50 - 150*	*08/03/11 08:35*	*08/17/11 01:21*	*1*
Tetrachloro-m-xylene	*135*		*50 - 150*	*08/03/11 08:35*	*08/17/11 01:21*	*1*

Method: 8330 (Modified) - Organic Compounds by UV/HPLC - Dissolved

Analyte	Result	Qualifier	RL	MDL	Unit	D	Prepared	Analyzed	Dil Fac
Nitroguanidine	20	U	20	2.4	ug/L		08/10/11 09:45	08/10/11 19:44	1

Client Sample ID: FWGLL1mw-080C-1764-GW
Lab Sample ID: 240-2428-19
Matrix: Water
Date Collected: 08/01/11 15:29
Date Received: 08/02/11 09:00

Method: 8330/8330A - Nitroaromatics & Nitramines: Explosives (8330/A)

Analyte	Result	Qualifier	RL	MDL	Unit	D	Prepared	Analyzed	Dil Fac
1,3,5-Trinitrobenzene	0.61	PG	0.10	0.030	ug/L		08/08/11 08:30	08/12/11 12:42	1
1,3-Dinitrobenzene	0.41		0.10	0.050	ug/L		08/08/11 08:30	08/12/11 12:42	1
2-Amino-4,6-dinitrotoluene	5.4		0.10	0.10	ug/L		08/08/11 08:30	08/12/11 12:42	1
2,4,6-Trinitrotoluene	0.56		0.10	0.050	ug/L		08/08/11 08:30	08/12/11 12:42	1
2,4-Dinitrotoluene	0.27		0.10	0.050	ug/L		08/08/11 08:30	08/12/11 12:42	1
2,6-Dinitrotoluene	0.43		0.10	0.050	ug/L		08/08/11 08:30	08/12/11 12:42	1
2-Nitrotoluene	0.50	U	0.50	0.088	ug/L		08/08/11 08:30	08/12/11 12:42	1
3-Nitrotoluene	0.50	U	0.50	0.057	ug/L		08/08/11 08:30	08/12/11 12:42	1
4-Amino-2,6-dinitrotoluene	8.6		0.10	0.050	ug/L		08/08/11 08:30	08/12/11 12:42	1
4-Nitrotoluene	0.50	U	0.50	0.088	ug/L		08/08/11 08:30	08/12/11 12:42	1
HMX	11		0.10	0.036	ug/L		08/08/11 08:30	08/12/11 12:42	1
Nitrobenzene	0.10	U	0.10	0.050	ug/L		08/08/11 08:30	08/12/11 12:42	1
Nitroglycerin	0.65	U	0.65	0.33	ug/L		08/08/11 08:30	08/12/11 12:42	1
RDX	81	Q	1.0	0.36	ug/L		08/08/11 08:30	08/13/11 08:45	10.08
PETN	0.65	U	0.65	0.30	ug/L		08/08/11 08:30	08/12/11 12:42	1
Tetryl	0.10	U	0.10	0.050	ug/L		08/08/11 08:30	08/12/11 12:42	1

Surrogate	*% Recovery*	*Qualifier*	*Limits*	*Prepared*	*Analyzed*	*Dil Fac*
3,4-Dinitrotoluene	*113*		*50 - 150*	*08/08/11 08:30*	*08/12/11 12:42*	*1*
3,4-Dinitrotoluene	*0.0*	*SRD **	*50 - 150*	*08/08/11 08:30*	*08/13/11 08:45*	*10.08*

General Chemistry

Analyte	Result	Qualifier	RL	MDL	Unit	D	Prepared	Analyzed	Dil Fac
Nitrocellulose	2.0	U	2.0	0.48	mg/L		08/10/11 08:00	08/17/11 12:29	1

Client Sample ID: FWGLL1mw-080C-1764-GF
Lab Sample ID: 240-2428-20
Matrix: Water
Date Collected: 08/01/11 15:29
Date Received: 08/02/11 09:00

Method: 6010B - Metals (ICP) - Total Recoverable

Analyte	Result	Qualifier	RL	MDL	Unit	D	Prepared	Analyzed	Dil Fac
Silver	5.0	U	5.0	2.2	ug/L		08/04/11 08:00	08/16/11 11:16	1
Arsenic	5.0	U	5.0	3.2	ug/L		08/04/11 08:00	08/16/11 11:16	1
Barium	24		10	0.67	ug/L		08/04/11 08:00	08/16/11 11:16	1
Calcium	74000		1000	130	ug/L		08/04/11 08:00	08/16/11 11:16	1
Cobalt	5.0	U	5.0	1.7	ug/L		08/04/11 08:00	08/16/11 11:16	1
Chromium	5.0	U	5.0	2.2	ug/L		08/04/11 08:00	08/16/11 11:16	1
Copper	5.0	U	5.0	4.5	ug/L		08/04/11 08:00	08/16/11 11:16	1
Potassium	2300	B	1000	72	ug/L		08/04/11 08:00	08/16/11 11:16	1
Magnesium	7200		1000	34	ug/L		08/04/11 08:00	08/16/11 11:16	1
Manganese	5.5	J	10	0.41	ug/L		08/04/11 08:00	08/16/11 11:16	1
Nickel	10	U	10	3.2	ug/L		08/04/11 08:00	08/16/11 11:16	1
Lead	3.0	U	3.0	1.9	ug/L		08/04/11 08:00	08/16/11 11:16	1
Selenium	5.0	U	5.0	4.1	ug/L		08/04/11 08:00	08/16/11 11:16	1
Vanadium	10	U	10	0.64	ug/L		08/04/11 08:00	08/16/11 11:16	1

Method: 6020 - Metals (ICP/MS) - Total Recoverable

Analyte	Result	Qualifier	RL	MDL	Unit	D	Prepared	Analyzed	Dil Fac
Aluminum	28	J	50	19	ug/L		08/04/11 08:00	08/23/11 11:21	1
Beryllium	1.0	U	1.0	0.20	ug/L		08/04/11 08:00	08/23/11 11:21	1

Client Sample Results

Client: Environmental Quality Mgt., Inc.
Project/Site: RVAAP (OH)

TestAmerica Job ID: 240-2428-1

Client Sample ID: FWGLL1mw-080C-1764-GF
Date Collected: 08/01/11 15:29
Date Received: 08/02/11 09:00

Lab Sample ID: 240-2428-20
Matrix: Water

Method: 6020 - Metals (ICP/MS) - Total Recoverable (Continued)

Analyte	Result	Qualifier	RL	MDL	Unit	D	Prepared	Analyzed	Dil Fac
Cadmium	0.50	U	0.50	0.13	ug/L		08/04/11 08:00	08/23/11 11:21	1
Iron	50	U	50	26	ug/L		08/04/11 08:00	08/23/11 11:21	1
Antimony	2.0	U	2.0	0.13	ug/L		08/04/11 08:00	08/23/11 11:21	1
Thallium	0.18	J B	1.0	0.14	ug/L		08/04/11 08:00	08/23/11 11:21	1
Zinc	10	U	10	2.3	ug/L		08/04/11 08:00	08/23/11 11:21	1
Sodium	2900	B	1000	6.9	ug/L		08/04/11 08:00	08/23/11 11:21	1

Method: 7470A - Mercury (CVAA)

Analyte	Result	Qualifier	RL	MDL	Unit	D	Prepared	Analyzed	Dil Fac
Mercury	0.20	U	0.20	0.12	ug/L		08/04/11 11:10	08/04/11 16:49	1

General Chemistry - Dissolved

Analyte	Result	Qualifier	RL	MDL	Unit	D	Prepared	Analyzed	Dil Fac
Hexavalent chromium	0.020	U	0.020	0.0020	mg/L			08/02/11 11:20	1

Method: 8260B - Volatile Organic Compounds (GC/MS)

Lab Sample ID: MB 240-11929/6
Matrix: Water
Analysis Batch: 11929

Client Sample ID: Method Blank
Prep Type: Total/NA

Analyte	MB Result	MB Qualifier	RL	MDL	Unit	D	Prepared	Analyzed	Dil Fac
1,1,1-Trichloroethane	1.0	U	1.0	0.22	ug/L			08/14/11 15:05	1
1,1,2,2-Tetrachloroethane	1.0	U	1.0	0.18	ug/L			08/14/11 15:05	1
1,1,2-Trichloroethane	1.0	U	1.0	0.27	ug/L			08/14/11 15:05	1
1,1-Dichloroethane	1.0	U	1.0	0.15	ug/L			08/14/11 15:05	1
1,1-Dichloroethene	1.0	U	1.0	0.19	ug/L			08/14/11 15:05	1
1,2-Dichloroethane	1.0	U	1.0	0.22	ug/L			08/14/11 15:05	1
1,2-Dichloroethene, Total	1.0	U	1.0	0.34	ug/L			08/14/11 15:05	1
1,2-Dichloropropane	1.0	U	1.0	0.18	ug/L			08/14/11 15:05	1
2-Hexanone	10	U	10	0.41	ug/L			08/14/11 15:05	1
Bromochloromethane	1.0	U	1.0	0.29	ug/L			08/14/11 15:05	1
Acetone	10	U	10	1.1	ug/L			08/14/11 15:05	1
Benzene	1.0	U	1.0	0.13	ug/L			08/14/11 15:05	1
Bromoform	1.0	U	1.0	0.64	ug/L			08/14/11 15:05	1
Bromomethane	1.0	U	1.0	0.41	ug/L			08/14/11 15:05	1
Carbon disulfide	1.0	U	1.0	0.13	ug/L			08/14/11 15:05	1
Carbon tetrachloride	1.0	U	1.0	0.13	ug/L			08/14/11 15:05	1
Chlorobenzene	1.0	U	1.0	0.15	ug/L			08/14/11 15:05	1
Chloroethane	1.0	U	1.0	0.29	ug/L			08/14/11 15:05	1
Chloroform	1.0	U	1.0	0.16	ug/L			08/14/11 15:05	1
Chloromethane	1.0	U	1.0	0.30	ug/L			08/14/11 15:05	1
cis-1,2-Dichloroethene	1.0	U	1.0	0.17	ug/L			08/14/11 15:05	1
cis-1,3-Dichloropropene	1.0	U	1.0	0.14	ug/L			08/14/11 15:05	1
Bromodichloromethane	1.0	U	1.0	0.15	ug/L			08/14/11 15:05	1
Ethylbenzene	1.0	U	1.0	0.17	ug/L			08/14/11 15:05	1
1,2-Dibromoethane	1.0	U	1.0	0.24	ug/L			08/14/11 15:05	1
m-Xylene & p-Xylene	2.0	U	2.0	0.24	ug/L			08/14/11 15:05	1
2-Butanone (MEK)	10	U	10	0.57	ug/L			08/14/11 15:05	1
4-Methyl-2-pentanone (MIBK)	10	U	10	0.32	ug/L			08/14/11 15:05	1
Methylene Chloride	2.0	U	2.0	0.33	ug/L			08/14/11 15:05	1
o-Xylene	1.0	U	1.0	0.14	ug/L			08/14/11 15:05	1
Styrene	1.0	U	1.0	0.11	ug/L			08/14/11 15:05	1
Tetrachloroethene	1.0	U	1.0	0.29	ug/L			08/14/11 15:05	1
Toluene	1.0	U	1.0	0.13	ug/L			08/14/11 15:05	1
trans-1,2-Dichloroethene	1.0	U	1.0	0.19	ug/L			08/14/11 15:05	1
trans-1,3-Dichloropropene	1.0	U	1.0	0.19	ug/L			08/14/11 15:05	1
Trichloroethene	0.173	J	1.0	0.17	ug/L			08/14/11 15:05	1
Vinyl chloride	1.0	U	1.0	0.22	ug/L			08/14/11 15:05	1
Xylenes, Total	2.0	U	2.0	0.28	ug/L			08/14/11 15:05	1
Dibromochloromethane	1.0	U	1.0	0.18	ug/L			08/14/11 15:05	1

Surrogate	*MB % Recovery*	*MB Qualifier*	*Limits*	*Prepared*	*Analyzed*	*Dil Fac*
1,2-Dichloroethane-d4 (Surr)	*94*		*50 - 150*		*08/14/11 15:05*	*1*
4-Bromofluorobenzene (Surr)	*102*		*50 - 150*		*08/14/11 15:05*	*1*
Toluene-d8 (Surr)	*102*		*50 - 150*		*08/14/11 15:05*	*1*
Dibromofluoromethane (Surr)	*95*		*50 - 150*		*08/14/11 15:05*	*1*

Method: 8260B - Volatile Organic Compounds (GC/MS) (Continued)

Lab Sample ID: LCS 240-11929/5
Matrix: Water
Analysis Batch: 11929

Client Sample ID: Lab Control Sample
Prep Type: Total/NA

Analyte	Spike Added	LCS Result	LCS Qualifier	Unit	D	% Rec	% Rec. Limits
1,1,1-Trichloroethane	10.0	10.1		ug/L		101	70 - 127
1,1,2,2-Tetrachloroethane	10.0	10.4		ug/L		104	68 - 129
1,1,2-Trichloroethane	10.0	9.90		ug/L		99	75 - 136
1,1-Dichloroethane	10.0	9.83		ug/L		98	75 - 133
1,1-Dichloroethene	10.0	10.8		ug/L		108	75 - 125
1,2-Dichloroethane	10.0	9.92		ug/L		99	67 - 132
1,2-Dichloropropane	10.0	10.1		ug/L		101	75 - 127
2-Hexanone	20.0	17.9		ug/L		90	53 - 139
Bromochloromethane	10.0	9.70		ug/L		97	75 - 127
Acetone	20.0	18.9		ug/L		95	51 - 157
Benzene	10.0	9.85		ug/L		99	75 - 126
Bromoform	10.0	8.97		ug/L		90	72 - 136
Bromomethane	10.0	8.12		ug/L		81	35 - 153
Carbon disulfide	10.0	10.4		ug/L		104	74 - 123
Carbon tetrachloride	10.0	10.9		ug/L		109	71 - 132
Chlorobenzene	10.0	9.79		ug/L		98	75 - 127
Chloroethane	10.0	8.69		ug/L		87	72 - 129
Chloroform	10.0	9.68		ug/L		97	74 - 127
Chloromethane	10.0	8.49		ug/L		85	58 - 135
cis-1,2-Dichloroethene	10.0	9.40		ug/L		94	73 - 133
cis-1,3-Dichloropropene	10.0	9.88		ug/L		99	73 - 132
Bromodichloromethane	10.0	10.1		ug/L		101	70 - 130
Ethylbenzene	10.0	9.83		ug/L		98	75 - 120
1,2-Dibromoethane	10.0	9.76		ug/L		98	75 - 127
m-Xylene & p-Xylene	20.0	19.6		ug/L		98	75 - 122
2-Butanone (MEK)	20.0	19.7		ug/L		99	45 - 150
4-Methyl-2-pentanone (MIBK)	20.0	19.0		ug/L		95	59 - 150
Methylene Chloride	10.0	11.8		ug/L		118	66 - 118
o-Xylene	10.0	9.71		ug/L		97	75 - 118
Styrene	10.0	9.62		ug/L		96	75 - 130
Tetrachloroethene	10.0	10.1		ug/L		101	75 - 129
Toluene	10.0	9.93		ug/L		99	75 - 125
trans-1,2-Dichloroethene	10.0	9.85		ug/L		99	75 - 134
trans-1,3-Dichloropropene	10.0	10.0		ug/L		100	74 - 131
Trichloroethene	10.0	9.11		ug/L		91	67 - 128
Vinyl chloride	10.0	9.37		ug/L		94	73 - 134
Dibromochloromethane	10.0	9.54		ug/L		95	74 - 145

Surrogate	*LCS % Recovery*	*LCS Qualifier*	*Limits*
1,2-Dichloroethane-d4 (Surr)	*98*		*50 - 150*
4-Bromofluorobenzene (Surr)	*108*		*50 - 150*
Toluene-d8 (Surr)	*101*		*50 - 150*
Dibromofluoromethane (Surr)	*96*		*50 - 150*

Method: 8260B - Volatile Organic Compounds (GC/MS) (Continued)

Lab Sample ID: MRL 240-11929/30 MRL
Matrix: Water
Analysis Batch: 11929

Client Sample ID: Lab Control Sample
Prep Type: Total/NA

Analyte	Spike Added	MRL Result	MRL Qualifier	Unit	D	% Rec	% Rec. Limits
1,1,1-Trichloroethane	1.00	0.921	J	ug/L		92	70 - 130
1,1,2,2-Tetrachloroethane	1.00	0.887	J	ug/L		89	70 - 130
1,1,2-Trichloroethane	1.00	0.950	J	ug/L		95	70 - 130
1,1-Dichloroethane	1.00	0.934	J	ug/L		93	70 - 130
1,1-Dichloroethene	1.00	0.940	J	ug/L		94	70 - 130
1,2-Dichloroethane	1.00	0.987	J	ug/L		99	70 - 130
1,2-Dichloropropane	1.00	0.990	J	ug/L		99	70 - 130
2-Hexanone	2.00	1.54	J	ug/L		77	70 - 130
Bromochloromethane	1.00	0.966	J	ug/L		97	70 - 130
Acetone	2.00	2.11	J	ug/L		106	70 - 130
Benzene	1.00	0.988	J	ug/L		99	70 - 130
Bromoform	1.00	1.07		ug/L		107	70 - 130
Bromomethane	1.00	1.22		ug/L		122	70 - 130
Carbon disulfide	1.00	0.880	J	ug/L		88	70 - 130
Carbon tetrachloride	1.00	0.900	J	ug/L		90	70 - 130
Chlorobenzene	1.00	0.898	J	ug/L		90	70 - 130
Chloroethane	1.00	1.09		ug/L		109	70 - 130
Chloroform	1.00	0.925	J	ug/L		92	70 - 130
Chloromethane	1.00	1.10		ug/L		110	70 - 130
cis-1,2-Dichloroethene	1.00	0.984	J	ug/L		98	70 - 130
cis-1,3-Dichloropropene	1.00	0.838	J	ug/L		84	70 - 130
Bromodichloromethane	1.00	0.878	J	ug/L		88	70 - 130
Ethylbenzene	1.00	0.875	J	ug/L		88	70 - 130
1,2-Dibromoethane	1.00	0.894	J	ug/L		89	70 - 130
m-Xylene & p-Xylene	2.00	1.67	J	ug/L		84	70 - 130
2-Butanone (MEK)	2.00	2.32	J	ug/L		116	70 - 130
4-Methyl-2-pentanone (MIBK)	2.00	1.79	J	ug/L		90	70 - 130
Methylene Chloride	1.00	0.622	J ^	ug/L		62	70 - 130
o-Xylene	1.00	0.875	J	ug/L		87	70 - 130
Styrene	1.00	0.783	J	ug/L		78	70 - 130
Tetrachloroethene	1.00	0.921	J	ug/L		92	70 - 130
Toluene	1.00	0.962	J	ug/L		96	70 - 130
trans-1,2-Dichloroethene	1.00	0.990	J	ug/L		99	70 - 130
trans-1,3-Dichloropropene	1.00	0.802	J	ug/L		80	70 - 130
Trichloroethene	1.00	0.956	J	ug/L		96	70 - 130
Vinyl chloride	1.00	1.01		ug/L		101	70 - 130
Dibromochloromethane	1.00	1.0	U ^	ug/L		0	70 - 130

Surrogate	*MRL % Recovery*	*MRL Qualifier*	*Limits*
1,2-Dichloroethane-d4 (Surr)	*93*		*50 - 150*
4-Bromofluorobenzene (Surr)	*103*		*50 - 150*
Toluene-d8 (Surr)	*105*		*50 - 150*
Dibromofluoromethane (Surr)	*94*		*50 - 150*

Method: 8260B - Volatile Organic Compounds (GC/MS) (Continued)

Lab Sample ID: MRL 240-11929/4 MRL
Matrix: Water
Analysis Batch: 11929

Client Sample ID: Lab Control Sample
Prep Type: Total/NA

Analyte	Spike Added	MRL Result	MRL Qualifier	Unit	D	% Rec	% Rec. Limits
1,1,1-Trichloroethane	1.00	1.02		ug/L		102	70 - 130
1,1,2,2-Tetrachloroethane	1.00	1.09		ug/L		109	70 - 130
1,1,2-Trichloroethane	1.00	1.11		ug/L		111	70 - 130
1,1-Dichloroethane	1.00	1.06		ug/L		106	70 - 130
1,1-Dichloroethene	1.00	0.980	J	ug/L		98	70 - 130
1,2-Dichloroethane	1.00	1.05		ug/L		105	70 - 130
1,2-Dichloropropane	1.00	1.04		ug/L		104	70 - 130
2-Hexanone	2.00	1.73	J	ug/L		87	70 - 130
Bromochloromethane	1.00	1.02		ug/L		102	70 - 130
Acetone	2.00	2.02	J	ug/L		101	70 - 130
Benzene	1.00	1.06		ug/L		106	70 - 130
Bromoform	1.00	1.31	^	ug/L		131	70 - 130
Bromomethane	1.00	1.31	^	ug/L		131	70 - 130
Carbon disulfide	1.00	0.984	J	ug/L		98	70 - 130
Carbon tetrachloride	1.00	0.987	J	ug/L		99	70 - 130
Chlorobenzene	1.00	1.09		ug/L		109	70 - 130
Chloroethane	1.00	0.969	J	ug/L		97	70 - 130
Chloroform	1.00	1.03		ug/L		103	70 - 130
Chloromethane	1.00	1.07		ug/L		107	70 - 130
cis-1,2-Dichloroethene	1.00	1.06		ug/L		106	70 - 130
cis-1,3-Dichloropropene	1.00	1.07		ug/L		107	70 - 130
Bromodichloromethane	1.00	1.00		ug/L		100	70 - 130
Ethylbenzene	1.00	1.05		ug/L		105	70 - 130
1,2-Dibromoethane	1.00	1.08		ug/L		108	70 - 130
m-Xylene & p-Xylene	2.00	2.08		ug/L		104	70 - 130
2-Butanone (MEK)	2.00	2.99	J ^	ug/L		150	70 - 130
4-Methyl-2-pentanone (MIBK)	2.00	2.11	J	ug/L		106	70 - 130
Methylene Chloride	1.00	0.716	J	ug/L		72	70 - 130
o-Xylene	1.00	1.02		ug/L		102	70 - 130
Styrene	1.00	0.961	J	ug/L		96	70 - 130
Tetrachloroethene	1.00	1.07		ug/L		107	70 - 130
Toluene	1.00	1.08		ug/L		108	70 - 130
trans-1,2-Dichloroethene	1.00	1.03		ug/L		103	70 - 130
trans-1,3-Dichloropropene	1.00	1.00		ug/L		100	70 - 130
Trichloroethene	1.00	1.14		ug/L		114	70 - 130
Vinyl chloride	1.00	1.01		ug/L		101	70 - 130
Dibromochloromethane	1.00	0.969	J	ug/L		97	70 - 130

Surrogate	*MRL % Recovery*	*MRL Qualifier*	*Limits*
1,2-Dichloroethane-d4 (Surr)	*94*		*50 - 150*
4-Bromofluorobenzene (Surr)	*105*		*50 - 150*
Toluene-d8 (Surr)	*102*		*50 - 150*
Dibromofluoromethane (Surr)	*96*		*50 - 150*

Method: 8260B - Volatile Organic Compounds (GC/MS) (Continued)

Lab Sample ID: 240-2428-2 MS
Matrix: Water
Analysis Batch: 11929

Client Sample ID: FWGLL1mw-081C-1765-GW
Prep Type: Total/NA

Analyte	Sample Result	Sample Qualifier	Spike Added	MS Result	MS Qualifier	Unit	D	% Rec	% Rec. Limits
1,1,1-Trichloroethane	1.0	U	10.0	9.92		ug/L		99	70 - 130
1,1,2,2-Tetrachloroethane	1.0	U	10.0	10.6		ug/L		106	70 - 130
1,1,2-Trichloroethane	1.0	U	10.0	9.83		ug/L		98	70 - 130
1,1-Dichloroethane	1.0	U	10.0	10.0		ug/L		100	70 - 130
1,1-Dichloroethene	1.0	U	10.0	10.6		ug/L		106	70 - 130
1,2-Dichloroethane	1.0	U	10.0	10.0		ug/L		100	70 - 130
1,2-Dichloropropane	1.0	U	10.0	10.4		ug/L		104	70 - 130
2-Hexanone	10	U	20.0	17.8		ug/L		89	70 - 130
Bromochloromethane	1.0	U	10.0	9.60		ug/L		96	70 - 130
Acetone	1.5	J	20.0	22.2		ug/L		104	70 - 130
Benzene	1.0	U	10.0	9.98		ug/L		100	70 - 130
Bromoform	1.0	U	10.0	8.69		ug/L		87	70 - 130
Bromomethane	1.0	U	10.0	9.65		ug/L		97	70 - 130
Carbon disulfide	1.0	U	10.0	10.3		ug/L		103	70 - 130
Carbon tetrachloride	1.0	U	10.0	10.8		ug/L		108	70 - 130
Chlorobenzene	1.0	U	10.0	9.84		ug/L		98	70 - 130
Chloroethane	1.0	U	10.0	9.37		ug/L		94	70 - 130
Chloroform	1.0	U	10.0	9.84		ug/L		98	70 - 130
Chloromethane	1.0	U	10.0	8.96		ug/L		90	70 - 130
cis-1,2-Dichloroethene	1.0	U	10.0	9.60		ug/L		96	70 - 130
cis-1,3-Dichloropropene	1.0	U	10.0	9.75		ug/L		98	70 - 130
Bromodichloromethane	1.0	U	10.0	10.1		ug/L		101	70 - 130
Ethylbenzene	1.0	U	10.0	9.99		ug/L		100	70 - 130
1,2-Dibromoethane	1.0	U	10.0	10.0		ug/L		100	70 - 130
m-Xylene & p-Xylene	2.0	U	20.0	19.6		ug/L		98	70 - 130
2-Butanone (MEK)	10	U	20.0	20.2		ug/L		101	70 - 130
4-Methyl-2-pentanone (MIBK)	10	U	20.0	20.4		ug/L		102	70 - 130
Methylene Chloride	2.0	U	10.0	8.92		ug/L		89	70 - 130
o-Xylene	1.0	U	10.0	9.77		ug/L		98	70 - 130
Styrene	1.0	U	10.0	9.80		ug/L		98	70 - 130
Tetrachloroethene	1.0	U	10.0	9.84		ug/L		98	70 - 130
Toluene	1.0	U	10.0	10.1		ug/L		101	70 - 130
trans-1,2-Dichloroethene	1.0	U	10.0	10.0		ug/L		100	70 - 130
trans-1,3-Dichloropropene	1.0	U	10.0	10.3		ug/L		103	70 - 130
Trichloroethene	1.0	U	10.0	9.10		ug/L		91	70 - 130
Vinyl chloride	1.0	U	10.0	9.55		ug/L		96	70 - 130
Dibromochloromethane	1.0	U	10.0	9.59		ug/L		96	70 - 130

Surrogate	*MS % Recovery*	*MS Qualifier*	*Limits*
1,2-Dichloroethane-d4 (Surr)	*95*		*50 - 150*
4-Bromofluorobenzene (Surr)	*108*		*50 - 150*
Toluene-d8 (Surr)	*103*		*50 - 150*
Dibromofluoromethane (Surr)	*96*		*50 - 150*

Method: 8260B - Volatile Organic Compounds (GC/MS) (Continued)

Lab Sample ID: 240-2428-2 MSD
Matrix: Water
Analysis Batch: 11929

Client Sample ID: FWGLL1mw-081C-1765-GW
Prep Type: Total/NA

Analyte	Sample Result	Sample Qualifier	Spike Added	MSD Result	MSD Qualifier	Unit	D	% Rec	% Rec. Limits	RPD	RPD Limit
1,1,1-Trichloroethane	1.0	U	10.0	10.0		ug/L		100	70 - 130	1	30
1,1,2,2-Tetrachloroethane	1.0	U	10.0	10.6		ug/L		106	70 - 130	0	30
1,1,2-Trichloroethane	1.0	U	10.0	9.87		ug/L		99	70 - 130	0	30
1,1-Dichloroethane	1.0	U	10.0	10.0		ug/L		100	70 - 130	0	30
1,1-Dichloroethene	1.0	U	10.0	10.7		ug/L		107	70 - 130	1	30
1,2-Dichloroethane	1.0	U	10.0	9.93		ug/L		99	70 - 130	1	30
1,2-Dichloropropane	1.0	U	10.0	9.99		ug/L		100	70 - 130	4	30
2-Hexanone	10	U	20.0	17.9		ug/L		90	70 - 130	1	30
Bromochloromethane	1.0	U	10.0	9.67		ug/L		97	70 - 130	1	30
Acetone	1.5	J	20.0	20.6		ug/L		96	70 - 130	7	30
Benzene	1.0	U	10.0	9.93		ug/L		99	70 - 130	1	30
Bromoform	1.0	U	10.0	8.65		ug/L		87	70 - 130	0	30
Bromomethane	1.0	U	10.0	9.57		ug/L		96	70 - 130	1	30
Carbon disulfide	1.0	U	10.0	10.4		ug/L		104	70 - 130	1	30
Carbon tetrachloride	1.0	U	10.0	11.0		ug/L		110	70 - 130	2	30
Chlorobenzene	1.0	U	10.0	9.80		ug/L		98	70 - 130	0	30
Chloroethane	1.0	U	10.0	9.27		ug/L		93	70 - 130	1	30
Chloroform	1.0	U	10.0	9.65		ug/L		97	70 - 130	2	30
Chloromethane	1.0	U	10.0	9.07		ug/L		91	70 - 130	1	30
cis-1,2-Dichloroethene	1.0	U	10.0	9.72		ug/L		97	70 - 130	1	30
cis-1,3-Dichloropropene	1.0	U	10.0	9.70		ug/L		97	70 - 130	1	30
Bromodichloromethane	1.0	U	10.0	9.96		ug/L		100	70 - 130	1	30
Ethylbenzene	1.0	U	10.0	9.98		ug/L		100	70 - 130	0	30
1,2-Dibromoethane	1.0	U	10.0	10.1		ug/L		101	70 - 130	1	30
m-Xylene & p-Xylene	2.0	U	20.0	19.5		ug/L		98	70 - 130	1	30
2-Butanone (MEK)	10	U	20.0	19.1		ug/L		96	70 - 130	6	30
4-Methyl-2-pentanone (MIBK)	10	U	20.0	19.8		ug/L		99	70 - 130	3	30
Methylene Chloride	2.0	U	10.0	9.22		ug/L		92	70 - 130	3	30
o-Xylene	1.0	U	10.0	9.77		ug/L		98	70 - 130	0	30
Styrene	1.0	U	10.0	9.69		ug/L		97	70 - 130	1	30
Tetrachloroethene	1.0	U	10.0	9.74		ug/L		97	70 - 130	1	30
Toluene	1.0	U	10.0	9.93		ug/L		99	70 - 130	2	30
trans-1,2-Dichloroethene	1.0	U	10.0	9.90		ug/L		99	70 - 130	1	30
trans-1,3-Dichloropropene	1.0	U	10.0	9.97		ug/L		100	70 - 130	3	30
Trichloroethene	1.0	U	10.0	9.25		ug/L		93	70 - 130	2	30
Vinyl chloride	1.0	U	10.0	9.76		ug/L		98	70 - 130	2	30
Dibromochloromethane	1.0	U	10.0	9.39		ug/L		94	70 - 130	2	30

Surrogate	*MSD % Recovery*	*MSD Qualifier*	*Limits*
1,2-Dichloroethane-d4 (Surr)	*99*		*50 - 150*
4-Bromofluorobenzene (Surr)	*108*		*50 - 150*
Toluene-d8 (Surr)	*102*		*50 - 150*
Dibromofluoromethane (Surr)	*96*		*50 - 150*

QC Sample Results

Client: Environmental Quality Mgt., Inc.
Project/Site: RVAAP (OH)

TestAmerica Job ID: 240-2428-1

Method: 8270C - Semivolatile Organic Compounds (GC/MS)

Lab Sample ID: MB 240-10651/14-A
Matrix: Water
Analysis Batch: 11479

Client Sample ID: Method Blank
Prep Type: Total/NA
Prep Batch: 10651

Analyte	MB Result	MB Qualifier	RL	MDL	Unit	D	Prepared	Analyzed	Dil Fac
2,4-Dinitrotoluene	5.0	U	5.0	0.27	ug/L		08/03/11 08:26	08/10/11 12:29	1
2,6-Dinitrotoluene	5.0	U	5.0	0.80	ug/L		08/03/11 08:26	08/10/11 12:29	1
Bis(2-ethylhexyl) phthalate	10	U	10	0.80	ug/L		08/03/11 08:26	08/10/11 12:29	1
Butyl benzyl phthalate	1.0	U	1.0	0.80	ug/L		08/03/11 08:26	08/10/11 12:29	1
Diethyl phthalate	1.0	U	1.0	0.60	ug/L		08/03/11 08:26	08/10/11 12:29	1
Dimethyl phthalate	1.0	U	1.0	0.29	ug/L		08/03/11 08:26	08/10/11 12:29	1
Di-n-butyl phthalate	1.0	U	1.0	0.67	ug/L		08/03/11 08:26	08/10/11 12:29	1
Di-n-octyl phthalate	1.0	U	1.0	0.80	ug/L		08/03/11 08:26	08/10/11 12:29	1
Nitrobenzene	1.0	U	1.0	0.040	ug/L		08/03/11 08:26	08/10/11 12:29	1

Surrogate	*MB % Recovery*	*MB Qualifier*	*Limits*	*Prepared*	*Analyzed*	*Dil Fac*
2-Fluorobiphenyl (Surr)	*56*		*50 - 150*	*08/03/11 08:26*	*08/10/11 12:29*	*1*
2-Fluorophenol (Surr)	*60*		*50 - 150*	*08/03/11 08:26*	*08/10/11 12:29*	*1*
2,4,6-Tribromophenol (Surr)	*45*	*X*	*50 - 150*	*08/03/11 08:26*	*08/10/11 12:29*	*1*
Nitrobenzene-d5 (Surr)	*62*		*50 - 150*	*08/03/11 08:26*	*08/10/11 12:29*	*1*
Phenol-d5 (Surr)	*62*		*50 - 150*	*08/03/11 08:26*	*08/10/11 12:29*	*1*
Terphenyl-d14 (Surr)	*71*		*50 - 150*	*08/03/11 08:26*	*08/10/11 12:29*	*1*

Lab Sample ID: LCS 240-10651/15-A
Matrix: Water
Analysis Batch: 11479

Client Sample ID: Lab Control Sample
Prep Type: Total/NA
Prep Batch: 10651

Analyte	Spike Added	LCS Result	LCS Qualifier	Unit	D	% Rec	% Rec. Limits
2,4-Dinitrotoluene	20.0	14.2		ug/L		71	34 - 151
2,6-Dinitrotoluene	20.0	14.4		ug/L		72	43 - 122
Bis(2-ethylhexyl) phthalate	20.0	9.54	J	ug/L		48	30 - 154
Butyl benzyl phthalate	20.0	14.6		ug/L		73	37 - 136
Diethyl phthalate	20.0	13.7		ug/L		68	43 - 132
Dimethyl phthalate	20.0	13.5		ug/L		68	42 - 116
Di-n-butyl phthalate	20.0	14.8		ug/L		74	46 - 123
Di-n-octyl phthalate	20.0	9.54		ug/L		48	36 - 151
Nitrobenzene	20.0	14.1		ug/L		70	31 - 115

Surrogate	*LCS % Recovery*	*LCS Qualifier*	*Limits*
2-Fluorobiphenyl (Surr)	*64*		*50 - 150*
2-Fluorophenol (Surr)	*71*		*50 - 150*
2,4,6-Tribromophenol (Surr)	*59*		*50 - 150*
Nitrobenzene-d5 (Surr)	*68*		*50 - 150*
Phenol-d5 (Surr)	*73*		*50 - 150*
Terphenyl-d14 (Surr)	*74*		*50 - 150*

Lab Sample ID: 240-2428-2 MS
Matrix: Water
Analysis Batch: 11479

Client Sample ID: FWGLL1mw-081C-1765-GW
Prep Type: Total/NA
Prep Batch: 10651

Analyte	Sample Result	Sample Qualifier	Spike Added	MS Result	MS Qualifier	Unit	D	% Rec	% Rec. Limits
2,4-Dinitrotoluene	5.0	U	38.1	25.4		ug/L		67	45 - 135
2,6-Dinitrotoluene	5.0	U	38.1	25.1		ug/L		66	45 - 135
Bis(2-ethylhexyl) phthalate	9.9	U	38.1	25.6		ug/L		67	45 - 135

Method: 8270C - Semivolatile Organic Compounds (GC/MS) (Continued)

Lab Sample ID: 240-2428-2 MS
Matrix: Water
Analysis Batch: 11479

Client Sample ID: FWGLL1mw-081C-1765-GW
Prep Type: Total/NA
Prep Batch: 10651

Analyte	Sample Result	Sample Qualifier	Spike Added	MS Result	MS Qualifier	Unit	D	% Rec	% Rec. Limits
Butyl benzyl phthalate	0.99	U	38.1	27.1		ug/L		71	45 - 135
Diethyl phthalate	0.99	U	38.1	24.2		ug/L		64	45 - 135
Dimethyl phthalate	0.99	U	38.1	23.3		ug/L		61	45 - 135
Di-n-butyl phthalate	0.99	U	38.1	27.1		ug/L		71	45 - 135
Di-n-octyl phthalate	0.99	U	38.1	25.4		ug/L		67	45 - 135
Nitrobenzene	0.99	U	38.1	21.6		ug/L		57	45 - 135

Surrogate	*MS % Recovery*	*MS Qualifier*	*Limits*
2-Fluorobiphenyl (Surr)	*55*		*50 - 150*
2-Fluorophenol (Surr)	*55*		*50 - 150*
2,4,6-Tribromophenol (Surr)	*53*		*50 - 150*
Nitrobenzene-d5 (Surr)	*54*		*50 - 150*
Phenol-d5 (Surr)	*60*		*50 - 150*
Terphenyl-d14 (Surr)	*69*		*50 - 150*

Lab Sample ID: 240-2428-2 MSD
Matrix: Water
Analysis Batch: 11479

Client Sample ID: FWGLL1mw-081C-1765-GW
Prep Type: Total/NA
Prep Batch: 10651

Analyte	Sample Result	Sample Qualifier	Spike Added	MSD Result	MSD Qualifier	Unit	D	% Rec	% Rec. Limits	RPD	RPD Limit
2,4-Dinitrotoluene	5.0	U	38.1	23.9		ug/L		63	45 - 135	6	40
2,6-Dinitrotoluene	5.0	U	38.1	23.9		ug/L		63	45 - 135	5	40
Bis(2-ethylhexyl) phthalate	9.9	U	38.1	24.5		ug/L		64	45 - 135	4	40
Butyl benzyl phthalate	0.99	U	38.1	25.3		ug/L		66	45 - 135	7	40
Diethyl phthalate	0.99	U	38.1	23.4		ug/L		61	45 - 135	4	40
Dimethyl phthalate	0.99	U	38.1	22.3		ug/L		59	45 - 135	4	40
Di-n-butyl phthalate	0.99	U	38.1	25.8		ug/L		68	45 - 135	5	40
Di-n-octyl phthalate	0.99	U	38.1	24.6		ug/L		65	45 - 135	3	40
Nitrobenzene	0.99	U	38.1	20.3		ug/L		53	45 - 135	6	40

Surrogate	*MSD % Recovery*	*MSD Qualifier*	*Limits*
2-Fluorobiphenyl (Surr)	*53*		*50 - 150*
2-Fluorophenol (Surr)	*51*		*50 - 150*
2,4,6-Tribromophenol (Surr)	*53*		*50 - 150*
Nitrobenzene-d5 (Surr)	*52*		*50 - 150*
Phenol-d5 (Surr)	*55*		*50 - 150*
Terphenyl-d14 (Surr)	*66*		*50 - 150*

Lab Sample ID: MRL 240-11479/17 MRL
Matrix: Water
Analysis Batch: 11479

Client Sample ID: Lab Control Sample
Prep Type: Total/NA

Analyte	Spike Added	MRL Result	MRL Qualifier	Unit	D	% Rec	% Rec. Limits
2,4-Dinitrotoluene	5.00	4.94		ng/uL		99	70 - 130
2,6-Dinitrotoluene	5.00	4.86		ng/uL		97	70 - 130
Bis(2-ethylhexyl) phthalate	5.00	5.25		ng/uL		105	70 - 130
Butyl benzyl phthalate	5.00	5.24		ng/uL		105	70 - 130
Diethyl phthalate	5.00	4.91		ng/uL		98	70 - 130
Dimethyl phthalate	5.00	4.81		ng/uL		96	70 - 130

Method: 8270C - Semivolatile Organic Compounds (GC/MS) (Continued)

Lab Sample ID: MRL 240-11479/17 MRL
Matrix: Water
Analysis Batch: 11479

Client Sample ID: Lab Control Sample
Prep Type: Total/NA

Analyte	Spike Added	MRL Result	MRL Qualifier	Unit	D	% Rec	% Rec. Limits
Di-n-butyl phthalate	5.00	5.42		ng/uL		108	70 - 130
Di-n-octyl phthalate	5.00	5.22		ng/uL		104	70 - 130
Nitrobenzene	5.00	4.90		ng/uL		98	70 - 130

Surrogate	*% Recovery*	*MRL Qualifier*	*Limits*
2-Fluorobiphenyl (Surr)	*98*		*50 - 150*
2-Fluorophenol (Surr)	*99*		*50 - 150*
2,4,6-Tribromophenol (Surr)	*76*		*50 - 150*
Nitrobenzene-d5 (Surr)	*95*		*50 - 150*
Phenol-d5 (Surr)	*102*		*50 - 150*
Terphenyl-d14 (Surr)	*94*		*50 - 150*

Lab Sample ID: MRL 240-11479/4 MRL
Matrix: Water
Analysis Batch: 11479

Client Sample ID: Lab Control Sample
Prep Type: Total/NA

Analyte	Spike Added	MRL Result	MRL Qualifier	Unit	D	% Rec	% Rec. Limits
2,4-Dinitrotoluene	5.00	5.00		ng/uL		100	70 - 130
2,6-Dinitrotoluene	5.00	5.00		ng/uL		100	70 - 130
Bis(2-ethylhexyl) phthalate	5.00	5.94		ng/uL		119	70 - 130
Butyl benzyl phthalate	5.00	5.80		ng/uL		116	70 - 130
Diethyl phthalate	5.00	4.98		ng/uL		100	70 - 130
Dimethyl phthalate	5.00	5.00		ng/uL		100	70 - 130
Di-n-butyl phthalate	5.00	5.46		ng/uL		109	70 - 130
Di-n-octyl phthalate	5.00	5.91		ng/uL		118	70 - 130
Nitrobenzene	5.00	5.08		ng/uL		102	70 - 130

Surrogate	*% Recovery*	*MRL Qualifier*	*Limits*
2-Fluorobiphenyl (Surr)	*100*		*50 - 150*
2-Fluorophenol (Surr)	*103*		*50 - 150*
2,4,6-Tribromophenol (Surr)	*81*		*50 - 150*
Nitrobenzene-d5 (Surr)	*97*		*50 - 150*
Phenol-d5 (Surr)	*104*		*50 - 150*
Terphenyl-d14 (Surr)	*101*		*50 - 150*

Lab Sample ID: MRL 240-11675/3 MRL
Matrix: Water
Analysis Batch: 11675

Client Sample ID: Lab Control Sample
Prep Type: Total/NA

Analyte	Spike Added	MRL Result	MRL Qualifier	Unit	D	% Rec	% Rec. Limits
2,4-Dinitrotoluene	5.00	5.12		ng/uL		102	70 - 130
2,6-Dinitrotoluene	5.00	5.22		ng/uL		104	70 - 130
Bis(2-ethylhexyl) phthalate	5.00	5.07		ng/uL		101	70 - 130
Butyl benzyl phthalate	5.00	4.93		ng/uL		99	70 - 130
Diethyl phthalate	5.00	5.02		ng/uL		100	70 - 130
Dimethyl phthalate	5.00	4.99		ng/uL		100	70 - 130
Di-n-butyl phthalate	5.00	5.03		ng/uL		101	70 - 130
Di-n-octyl phthalate	5.00	5.10		ng/uL		102	70 - 130
Nitrobenzene	5.00	5.17		ng/uL		103	70 - 130

Method: 8270C - Semivolatile Organic Compounds (GC/MS) (Continued)

Lab Sample ID: MRL 240-11675/3 MRL
Matrix: Water
Analysis Batch: 11675

Client Sample ID: Lab Control Sample
Prep Type: Total/NA

Surrogate	MRL % Recovery	MRL Qualifier	Limits
2-Fluorobiphenyl (Surr)	*99*		*50 - 150*
2-Fluorophenol (Surr)	*103*		*50 - 150*
2,4,6-Tribromophenol (Surr)	*100*		*50 - 150*
Nitrobenzene-d5 (Surr)	*98*		*50 - 150*
Phenol-d5 (Surr)	*103*		*50 - 150*
Terphenyl-d14 (Surr)	*98*		*50 - 150*

Lab Sample ID: MRL 240-11675/8 MRL
Matrix: Water
Analysis Batch: 11675

Client Sample ID: Lab Control Sample
Prep Type: Total/NA

Analyte	Spike Added	MRL Result	MRL Qualifier	Unit	D	% Rec	% Rec. Limits
2,4-Dinitrotoluene	5.00	5.08		ng/uL		102	70 - 130
2,6-Dinitrotoluene	5.00	5.12		ng/uL		102	70 - 130
Bis(2-ethylhexyl) phthalate	5.00	4.96		ng/uL		99	70 - 130
Butyl benzyl phthalate	5.00	4.91		ng/uL		98	70 - 130
Diethyl phthalate	5.00	4.99		ng/uL		100	70 - 130
Dimethyl phthalate	5.00	4.91		ng/uL		98	70 - 130
Di-n-butyl phthalate	5.00	5.11		ng/uL		102	70 - 130
Di-n-octyl phthalate	5.00	5.07		ng/uL		101	70 - 130
Nitrobenzene	5.00	5.16		ng/uL		103	70 - 130

Surrogate	MRL % Recovery	MRL Qualifier	Limits
2-Fluorobiphenyl (Surr)	*98*		*50 - 150*
2-Fluorophenol (Surr)	*101*		*50 - 150*
2,4,6-Tribromophenol (Surr)	*95*		*50 - 150*
Nitrobenzene-d5 (Surr)	*104*		*50 - 150*
Phenol-d5 (Surr)	*100*		*50 - 150*
Terphenyl-d14 (Surr)	*95*		*50 - 150*

Method: 8081A - Organochlorine Pesticides (GC)

Lab Sample ID: MB 240-10662/13-A
Matrix: Water
Analysis Batch: 12166

Client Sample ID: Method Blank
Prep Type: Total/NA
Prep Batch: 10662

Analyte	MB Result	MB Qualifier	RL	MDL	Unit	D	Prepared	Analyzed	Dil Fac
Aldrin	0.030	U	0.030	0.0082	ug/L		08/03/11 08:35	08/17/11 01:52	1
alpha-BHC	0.030	U	0.030	0.0070	ug/L		08/03/11 08:35	08/17/11 01:52	1
alpha-Chlordane	0.030	U	0.030	0.014	ug/L		08/03/11 08:35	08/17/11 01:52	1
beta-BHC	0.030	U	0.030	0.0084	ug/L		08/03/11 08:35	08/17/11 01:52	1
4,4'-DDD	0.030	U	0.030	0.0096	ug/L		08/03/11 08:35	08/17/11 01:52	1
4,4'-DDE	0.030	U	0.030	0.0097	ug/L		08/03/11 08:35	08/17/11 01:52	1
4,4'-DDT	0.030	U	0.030	0.016	ug/L		08/03/11 08:35	08/17/11 01:52	1
delta-BHC	0.030	U	0.030	0.0087	ug/L		08/03/11 08:35	08/17/11 01:52	1
Dieldrin	0.030	U	0.030	0.0075	ug/L		08/03/11 08:35	08/17/11 01:52	1
Endosulfan I	0.025	U	0.025	0.013	ug/L		08/03/11 08:35	08/17/11 01:52	1
Endosulfan II	0.025	U	0.025	0.012	ug/L		08/03/11 08:35	08/17/11 01:52	1
Endosulfan sulfate	0.030	U	0.030	0.011	ug/L		08/03/11 08:35	08/17/11 01:52	1

Method: 8081A - Organochlorine Pesticides (GC) (Continued)

Lab Sample ID: MB 240-10662/13-A
Matrix: Water
Analysis Batch: 12166

Client Sample ID: Method Blank
Prep Type: Total/NA
Prep Batch: 10662

Analyte	MB Result	MB Qualifier	RL	MDL	Unit	D	Prepared	Analyzed	Dil Fac
Endrin	0.030	U	0.030	0.011	ug/L		08/03/11 08:35	08/17/11 01:52	1
Endrin aldehyde	0.030	U	0.030	0.011	ug/L		08/03/11 08:35	08/17/11 01:52	1
Endrin ketone	0.030	U	0.030	0.0078	ug/L		08/03/11 08:35	08/17/11 01:52	1
gamma-BHC (Lindane)	0.030	U	0.030	0.0064	ug/L		08/03/11 08:35	08/17/11 01:52	1
gamma-Chlordane	0.030	U	0.030	0.012	ug/L		08/03/11 08:35	08/17/11 01:52	1
Heptachlor	0.030	U	0.030	0.0080	ug/L		08/03/11 08:35	08/17/11 01:52	1
Heptachlor epoxide	0.030	U	0.030	0.0071	ug/L		08/03/11 08:35	08/17/11 01:52	1
Methoxychlor	0.10	U	0.10	0.032	ug/L		08/03/11 08:35	08/17/11 01:52	1
Toxaphene	2.0	U	2.0	0.32	ug/L		08/03/11 08:35	08/17/11 01:52	1

Surrogate	*MB % Recovery*	*MB Qualifier*	*Limits*	*Prepared*	*Analyzed*	*Dil Fac*
DCB Decachlorobiphenyl	*75*		*50 - 150*	*08/03/11 08:35*	*08/17/11 01:52*	*1*
DCB Decachlorobiphenyl	*74*		*50 - 150*	*08/03/11 08:35*	*08/17/11 01:52*	*1*
Tetrachloro-m-xylene	*87*		*50 - 150*	*08/03/11 08:35*	*08/17/11 01:52*	*1*
Tetrachloro-m-xylene	*87*		*50 - 150*	*08/03/11 08:35*	*08/17/11 01:52*	*1*

Lab Sample ID: LCS 240-10662/14-A
Matrix: Water
Analysis Batch: 12166

Client Sample ID: Lab Control Sample
Prep Type: Total/NA
Prep Batch: 10662

Analyte	Spike Added	LCS Result	LCS Qualifier	Unit	D	% Rec	% Rec. Limits
Aldrin	1.00	1.22		ug/L		122	53 - 128
alpha-BHC	1.00	1.36		ug/L		136	44 - 137
alpha-Chlordane	1.00	1.15		ug/L		115	50 - 122
beta-BHC	1.00	1.12		ug/L		112	50 - 135
4,4'-DDD	1.00	1.10		ug/L		110	50 - 137
4,4'-DDE	1.00	1.16		ug/L		116	50 - 130
4,4'-DDT	1.00	0.883		ug/L		88	50 - 145
delta-BHC	1.00	1.17		ug/L		117	58 - 160
Dieldrin	1.00	1.18		ug/L		118	50 - 124
Endosulfan I	1.00	0.610		ug/L		61	50 - 160
Endosulfan II	1.00	0.515		ug/L		52	50 - 144
Endosulfan sulfate	1.00	0.858		ug/L		86	50 - 160
Endrin	1.00	1.12		ug/L		112	50 - 137
Endrin aldehyde	1.00	0.699		ug/L		70	30 - 160
Endrin ketone	1.00	0.816		ug/L		82	50 - 150
gamma-BHC (Lindane)	1.00	1.22		ug/L		122	58 - 127
gamma-Chlordane	1.00	1.15		ug/L		115	50 - 130
Heptachlor	1.00	1.01		ug/L		101	48 - 150
Heptachlor epoxide	1.00	1.24		ug/L		124	50 - 127
Methoxychlor	1.00	0.933		ug/L		93	50 - 160

Surrogate	*LCS % Recovery*	*LCS Qualifier*	*Limits*
DCB Decachlorobiphenyl	*57*		*50 - 150*
DCB Decachlorobiphenyl	*54*		*50 - 150*
Tetrachloro-m-xylene	*109*		*50 - 150*
Tetrachloro-m-xylene	*96*		*50 - 150*

Method: 8081A - Organochlorine Pesticides (GC) (Continued)

Lab Sample ID: 240-2428-2 MS
Matrix: Water
Analysis Batch: 12166

Client Sample ID: FWGLL1mw-081C-1765-GW
Prep Type: Total/NA
Prep Batch: 10662

Analyte	Sample Result	Sample Qualifier	Spike Added	MS Result	MS Qualifier	Unit	D	% Rec	% Rec. Limits
Aldrin	0.029		1.90	2.18		ug/L		114	50 - 150
alpha-BHC	0.029		1.90	2.39		ug/L		125	50 - 150
alpha-Chlordane	0.029		1.90	2.06		ug/L		108	50 - 150
beta-BHC	0.0088		1.90	2.02		ug/L		106	50 - 150
4,4'-DDD	0.029		1.90	2.01		ug/L		106	50 - 150
4,4'-DDE	0.029		1.90	2.46		ug/L		129	50 - 150
4,4'-DDT	0.029		1.90	1.56		ug/L		82	50 - 150
delta-BHC	0.029		1.90	2.19		ug/L		115	50 - 150
Dieldrin	0.029		1.90	2.17		ug/L		114	50 - 150
Endosulfan I	0.024		1.90	1.22		ug/L		64	50 - 150
Endosulfan II	0.024		1.90	0.943		ug/L		50	50 - 150
Endosulfan sulfate	0.029		1.90	1.61		ug/L		85	50 - 150
Endrin	0.029		1.90	2.08		ug/L		109	50 - 150
Endrin aldehyde	0.029		1.90	1.29		ug/L		68	50 - 150
Endrin ketone	0.029		1.90	1.46		ug/L		77	50 - 150
gamma-BHC (Lindane)	0.029		1.90	2.13		ug/L		112	50 - 150
gamma-Chlordane	0.82		1.90	2.51		ug/L		88	50 - 150
Heptachlor	0.029		1.90	1.92		ug/L		101	50 - 150
Heptachlor epoxide	0.029		1.90	2.33		ug/L		122	50 - 150
Methoxychlor	0.095		1.90	1.69		ug/L		89	50 - 150

Surrogate	*MS % Recovery*	*MS Qualifier*	*Limits*
DCB Decachlorobiphenyl	*77*		*50 - 150*
DCB Decachlorobiphenyl	*69*		*50 - 150*
Tetrachloro-m-xylene	*87*		*50 - 150*
Tetrachloro-m-xylene	*84*		*50 - 150*

Lab Sample ID: 240-2428-2 MSD
Matrix: Water
Analysis Batch: 12166

Client Sample ID: FWGLL1mw-081C-1765-GW
Prep Type: Total/NA
Prep Batch: 10662

Analyte	Sample Result	Sample Qualifier	Spike Added	MSD Result	MSD Qualifier	Unit	D	% Rec	% Rec. Limits	RPD	RPD Limit
Aldrin	0.029		1.90	2.12		ug/L		112	50 - 150	2	50
alpha-BHC	0.029		1.90	2.37		ug/L		125	50 - 150	1	50
alpha-Chlordane	0.029		1.90	2.03		ug/L		107	50 - 150	2	50
beta-BHC	0.0088		1.90	2.05		ug/L		107	50 - 150	1	50
4,4'-DDD	0.029		1.90	2.00		ug/L		105	50 - 150	0	50
4,4'-DDE	0.029		1.90	2.50		ug/L		131	50 - 150	2	50
4,4'-DDT	0.029		1.90	1.54		ug/L		81	50 - 150	1	50
delta-BHC	0.029		1.90	2.20		ug/L		115	50 - 150	0	50
Dieldrin	0.029		1.90	2.15		ug/L		113	50 - 150	1	50
Endosulfan I	0.024		1.90	1.20		ug/L		63	50 - 150	2	50
Endosulfan II	0.024		1.90	0.941	F	ug/L		49	50 - 150	0	50
Endosulfan sulfate	0.029		1.90	1.62		ug/L		85	50 - 150	0	50
Endrin	0.029		1.90	2.03		ug/L		107	50 - 150	2	50
Endrin aldehyde	0.029		1.90	1.31		ug/L		69	50 - 150	1	50
Endrin ketone	0.029		1.90	1.48		ug/L		78	50 - 150	2	50
gamma-BHC (Lindane)	0.029		1.90	2.17		ug/L		114	50 - 150	2	50
gamma-Chlordane	0.82		1.90	2.55		ug/L		91	50 - 150	2	50

Method: 8081A - Organochlorine Pesticides (GC) (Continued)

Lab Sample ID: 240-2428-2 MSD
Matrix: Water
Analysis Batch: 12166

Client Sample ID: FWGLL1mw-081C-1765-GW
Prep Type: Total/NA
Prep Batch: 10662

Analyte	Sample Result	Sample Qualifier	Spike Added	MSD Result	MSD Qualifier	Unit	D	% Rec	% Rec. Limits	RPD	RPD Limit
Heptachlor	0.029		1.90	1.92		ug/L		101	50 - 150	0	50
Heptachlor epoxide	0.029		1.90	2.31		ug/L		121	50 - 150	1	50
Methoxychlor	0.095		1.90	1.68		ug/L		88	50 - 150	1	50

Surrogate	*MSD % Recovery*	*MSD Qualifier*	*Limits*
DCB Decachlorobiphenyl	*70*		*50 - 150*
DCB Decachlorobiphenyl	*64*		*50 - 150*
Tetrachloro-m-xylene	*91*		*50 - 150*
Tetrachloro-m-xylene	*86*		*50 - 150*

Lab Sample ID: MRL 240-12166/19 MRL
Matrix: Water
Analysis Batch: 12166

Client Sample ID: Lab Control Sample
Prep Type: Total/NA

Analyte	Spike Added	MRL Result	MRL Qualifier	Unit	D	% Rec	% Rec. Limits
Aldrin	0.00500	0.00606		ng/uL		121	70 - 130
Aldrin	0.00500	0.00515		ng/uL		103	70 - 130
alpha-BHC	0.00500	0.00544		ng/uL		109	70 - 130
alpha-BHC	0.00500	0.00470		ng/uL		94	70 - 130
alpha-Chlordane	0.00500	0.00562		ng/uL		112	70 - 130
alpha-Chlordane	0.00500	0.00516		ng/uL		103	70 - 130
beta-BHC	0.00500	0.00588		ng/uL		118	70 - 130
beta-BHC	0.00500	0.00520		ng/uL		104	70 - 130
4,4'-DDD	0.00500	0.00530		ng/uL		106	70 - 130
4,4'-DDD	0.00500	0.00490		ng/uL		98	70 - 130
4,4'-DDE	0.00500	0.00527		ng/uL		105	70 - 130
4,4'-DDE	0.00500	0.00484		ng/uL		97	70 - 130
4,4'-DDT	0.00500	0.00466		ng/uL		93	70 - 130
4,4'-DDT	0.00500	0.00427		ng/uL		85	70 - 130
delta-BHC	0.00500	0.00499		ng/uL		100	70 - 130
delta-BHC	0.00500	0.00435		ng/uL		87	70 - 130
Dieldrin	0.00500	0.00538		ng/uL		108	70 - 130
Dieldrin	0.00500	0.00475		ng/uL		95	70 - 130
Endosulfan I	0.00500	0.00544		ng/uL		109	70 - 130
Endosulfan I	0.00500	0.00487		ng/uL		97	70 - 130
Endosulfan II	0.00500	0.00481		ng/uL		96	70 - 130
Endosulfan II	0.00500	0.00433		ng/uL		87	70 - 130
Endosulfan sulfate	0.00500	0.00515		ng/uL		103	70 - 130
Endosulfan sulfate	0.00500	0.00460		ng/uL		92	70 - 130
Endrin	0.00500	0.00579		ng/uL		116	70 - 130
Endrin	0.00500	0.00481		ng/uL		96	70 - 130
Endrin aldehyde	0.00500	0.00512		ng/uL		102	70 - 130
Endrin aldehyde	0.00500	0.00459		ng/uL		92	70 - 130
Endrin ketone	0.00500	0.00503		ng/uL		101	70 - 130
Endrin ketone	0.00500	0.00457		ng/uL		91	70 - 130
gamma-BHC (Lindane)	0.00500	0.00542		ng/uL		108	70 - 130
gamma-BHC (Lindane)	0.00500	0.00469		ng/uL		94	70 - 130
gamma-Chlordane	0.00500	0.00551		ng/uL		110	70 - 130
gamma-Chlordane	0.00500	0.00479		ng/uL		96	70 - 130

Method: 8081A - Organochlorine Pesticides (GC) (Continued)

Lab Sample ID: MRL 240-12166/19 MRL
Matrix: Water
Analysis Batch: 12166

Client Sample ID: Lab Control Sample
Prep Type: Total/NA

Analyte	Spike Added	MRL Result	MRL Qualifier	Unit	D	% Rec	% Rec. Limits
Heptachlor	0.00500	0.00550		ng/uL		110	70 - 130
Heptachlor	0.00500	0.00482		ng/uL		96	70 - 130
Heptachlor epoxide	0.00500	0.00602		ng/uL		120	70 - 130
Heptachlor epoxide	0.00500	0.00550		ng/uL		110	70 - 130
Methoxychlor	0.00500	0.00550	J	ng/uL		110	70 - 130
Methoxychlor	0.00500	0.00490	J	ng/uL		98	70 - 130

Surrogate	*MRL % Recovery*	*MRL Qualifier*	*Limits*
DCB Decachlorobiphenyl	*106*		*50 - 150*
DCB Decachlorobiphenyl	*103*		*50 - 150*
Tetrachloro-m-xylene	*135*		*50 - 150*
Tetrachloro-m-xylene	*97*		*50 - 150*

Lab Sample ID: MRL 240-12166/30 MRL
Matrix: Water
Analysis Batch: 12166

Client Sample ID: Lab Control Sample
Prep Type: Total/NA

Analyte	Spike Added	MRL Result	MRL Qualifier	Unit	D	% Rec	% Rec. Limits
Aldrin	0.00500	0.00579		ng/uL		116	70 - 130
Aldrin	0.00500	0.00496		ng/uL		99	70 - 130
alpha-BHC	0.00500	0.00532		ng/uL		106	70 - 130
alpha-BHC	0.00500	0.00465		ng/uL		93	70 - 130
alpha-Chlordane	0.00500	0.00513		ng/uL		103	70 - 130
alpha-Chlordane	0.00500	0.00467		ng/uL		93	70 - 130
beta-BHC	0.00500	0.00537		ng/uL		107	70 - 130
beta-BHC	0.00500	0.00475		ng/uL		95	70 - 130
4,4'-DDD	0.00500	0.00437		ng/uL		87	70 - 130
4,4'-DDD	0.00500	0.00401		ng/uL		80	70 - 130
4,4'-DDE	0.00500	0.00484		ng/uL		97	70 - 130
4,4'-DDE	0.00500	0.00413		ng/uL		83	70 - 130
4,4'-DDT	0.00500	0.00389		ng/uL		78	70 - 130
4,4'-DDT	0.00500	0.00364		ng/uL		73	70 - 130
delta-BHC	0.00500	0.00439		ng/uL		88	70 - 130
delta-BHC	0.00500	0.00391		ng/uL		78	70 - 130
Dieldrin	0.00500	0.00484		ng/uL		97	70 - 130
Dieldrin	0.00500	0.00404		ng/uL		81	70 - 130
Endosulfan I	0.00500	0.00502		ng/uL		100	70 - 130
Endosulfan I	0.00500	0.00438		ng/uL		88	70 - 130
Endosulfan II	0.00500	0.00417		ng/uL		83	70 - 130
Endosulfan II	0.00500	0.00378		ng/uL		76	70 - 130
Endosulfan sulfate	0.00500	0.00434		ng/uL		87	70 - 130
Endosulfan sulfate	0.00500	0.00394		ng/uL		79	70 - 130
Endrin	0.00500	0.00464		ng/uL		93	70 - 130
Endrin	0.00500	0.00418		ng/uL		84	70 - 130
Endrin aldehyde	0.00500	0.00433		ng/uL		87	70 - 130
Endrin aldehyde	0.00500	0.00395		ng/uL		79	70 - 130
Endrin ketone	0.00500	0.00425		ng/uL		85	70 - 130
Endrin ketone	0.00500	0.00385		ng/uL		77	70 - 130
gamma-BHC (Lindane)	0.00500	0.00520		ng/uL		104	70 - 130

Method: 8081A - Organochlorine Pesticides (GC) (Continued)

Lab Sample ID: MRL 240-12166/30 MRL
Matrix: Water
Analysis Batch: 12166

Client Sample ID: Lab Control Sample
Prep Type: Total/NA

Analyte	Spike Added	MRL Result	MRL Qualifier	Unit	D	% Rec	% Rec. Limits
gamma-BHC (Lindane)	0.00500	0.00450		ng/uL		90	70 - 130
gamma-Chlordane	0.00500	0.00535		ng/uL		107	70 - 130
gamma-Chlordane	0.00500	0.00432		ng/uL		86	70 - 130
Heptachlor	0.00500	0.00512		ng/uL		102	70 - 130
Heptachlor	0.00500	0.00455		ng/uL		91	70 - 130
Heptachlor epoxide	0.00500	0.00555		ng/uL		111	70 - 130
Heptachlor epoxide	0.00500	0.00504		ng/uL		101	70 - 130
Methoxychlor	0.00500	0.00439	J	ng/uL		88	70 - 130
Methoxychlor	0.00500	0.00439	J	ng/uL		88	70 - 130

Surrogate	*MRL % Recovery*	*MRL Qualifier*	*Limits*
DCB Decachlorobiphenyl	*93*		*50 - 150*
DCB Decachlorobiphenyl	*91*		*50 - 150*
Tetrachloro-m-xylene	*127*		*50 - 150*
Tetrachloro-m-xylene	*107*		*50 - 150*

Lab Sample ID: MRL 240-12166/9 MRL
Matrix: Water
Analysis Batch: 12166

Client Sample ID: Lab Control Sample
Prep Type: Total/NA

Analyte	Spike Added	MRL Result	MRL Qualifier	Unit	D	% Rec	% Rec. Limits
Aldrin	0.00500	0.00513		ng/uL		103	70 - 130
Aldrin	0.00500	0.00426		ng/uL		85	70 - 130
alpha-BHC	0.00500	0.00494		ng/uL		99	70 - 130
alpha-BHC	0.00500	0.00389		ng/uL		78	70 - 130
alpha-Chlordane	0.00500	0.00494		ng/uL		99	70 - 130
alpha-Chlordane	0.00500	0.00412		ng/uL		82	70 - 130
beta-BHC	0.00500	0.00511		ng/uL		102	70 - 130
beta-BHC	0.00500	0.00426		ng/uL		85	70 - 130
4,4'-DDD	0.00500	0.00364		ng/uL		73	70 - 130
4,4'-DDD	0.00500	0.00274	J ^	ng/uL		55	70 - 130
4,4'-DDE	0.00500	0.00428		ng/uL		86	70 - 130
4,4'-DDE	0.00500	0.00374		ng/uL		75	70 - 130
4,4'-DDT	0.00500	0.00372		ng/uL		74	70 - 130
4,4'-DDT	0.00500	0.00329	^	ng/uL		66	70 - 130
delta-BHC	0.00500	0.00434		ng/uL		87	70 - 130
delta-BHC	0.00500	0.00354		ng/uL		71	70 - 130
Dieldrin	0.00500	0.00457		ng/uL		91	70 - 130
Dieldrin	0.00500	0.00394		ng/uL		79	70 - 130
Endosulfan I	0.00500	0.00494		ng/uL		99	70 - 130
Endosulfan I	0.00500	0.00402		ng/uL		80	70 - 130
Endosulfan II	0.00500	0.00503		ng/uL		101	70 - 130
Endosulfan II	0.00500	0.00419		ng/uL		84	70 - 130
Endosulfan sulfate	0.00500	0.00459		ng/uL		92	70 - 130
Endosulfan sulfate	0.00500	0.00390		ng/uL		78	70 - 130
Endrin	0.00500	0.00465		ng/uL		93	70 - 130
Endrin	0.00500	0.00391		ng/uL		78	70 - 130
Endrin aldehyde	0.00500	0.00462		ng/uL		92	70 - 130
Endrin aldehyde	0.00500	0.00404		ng/uL		81	70 - 130

Method: 8081A - Organochlorine Pesticides (GC) (Continued)

Lab Sample ID: MRL 240-12166/9 MRL
Matrix: Water
Analysis Batch: 12166

Client Sample ID: Lab Control Sample
Prep Type: Total/NA

Analyte	Spike Added	MRL Result	MRL Qualifier	Unit	D	% Rec	% Rec. Limits
Endrin ketone	0.00500	0.00460		ng/uL		92	70 - 130
Endrin ketone	0.00500	0.00384		ng/uL		77	70 - 130
gamma-BHC (Lindane)	0.00500	0.00498		ng/uL		100	70 - 130
gamma-BHC (Lindane)	0.00500	0.00408		ng/uL		82	70 - 130
gamma-Chlordane	0.00500	0.00469		ng/uL		94	70 - 130
gamma-Chlordane	0.00500	0.00395		ng/uL		79	70 - 130
Heptachlor	0.00500	0.00506		ng/uL		101	70 - 130
Heptachlor	0.00500	0.00428		ng/uL		86	70 - 130
Heptachlor epoxide	0.00500	0.00506		ng/uL		101	70 - 130
Heptachlor epoxide	0.00500	0.00423		ng/uL		85	70 - 130
Methoxychlor	0.00500	0.00382	J	ng/uL		76	70 - 130
Methoxychlor	0.00500	0.00359	J	ng/uL		72	70 - 130

Surrogate	*MRL % Recovery*	*MRL Qualifier*	*Limits*
DCB Decachlorobiphenyl	*97*		*50 - 150*
DCB Decachlorobiphenyl	*85*		*50 - 150*
Tetrachloro-m-xylene	*128*		*50 - 150*
Tetrachloro-m-xylene	*99*		*50 - 150*

Lab Sample ID: MRL 240-12540/13 MRL
Matrix: Water
Analysis Batch: 12540

Client Sample ID: Lab Control Sample
Prep Type: Total/NA

Analyte	Spike Added	MRL Result	MRL Qualifier	Unit	D	% Rec	% Rec. Limits
Aldrin	5.00	4.97		ug/L		99	70 - 130
Aldrin	5.00	4.44		ug/L		89	70 - 130
alpha-BHC	5.00	4.35		ug/L		87	70 - 130
alpha-BHC	5.00	6.31		ug/L		126	70 - 130
alpha-Chlordane	5.00	4.92		ug/L		98	70 - 130
alpha-Chlordane	5.00	4.77		ug/L		95	70 - 130
beta-BHC	5.00	5.01		ug/L		100	70 - 130
beta-BHC	5.00	4.68		ug/L		94	70 - 130
4,4'-DDD	5.00	4.47		ug/L		89	70 - 130
4,4'-DDD	5.00	4.01		ug/L		80	70 - 130
4,4'-DDE	5.00	5.19		ug/L		104	70 - 130
4,4'-DDE	5.00	4.43		ug/L		89	70 - 130
4,4'-DDT	5.00	4.47		ug/L		89	70 - 130
4,4'-DDT	5.00	4.15		ug/L		83	70 - 130
delta-BHC	5.00	4.03		ug/L		81	70 - 130
delta-BHC	5.00	6.24		ug/L		125	70 - 130
Dieldrin	5.00	4.82		ug/L		96	70 - 130
Dieldrin	5.00	4.39		ug/L		88	70 - 130
Endosulfan I	5.00	4.77		ug/L		95	70 - 130
Endosulfan I	5.00	4.43		ug/L		89	70 - 130
Endosulfan II	5.00	4.92		ug/L		98	70 - 130
Endosulfan II	5.00	4.48		ug/L		90	70 - 130
Endosulfan sulfate	5.00	4.79		ug/L		96	70 - 130
Endosulfan sulfate	5.00	4.44		ug/L		89	70 - 130
Endrin	5.00	5.13		ug/L		103	70 - 130

Method: 8081A - Organochlorine Pesticides (GC) (Continued)

Lab Sample ID: MRL 240-12540/13 MRL
Matrix: Water
Analysis Batch: 12540

Client Sample ID: Lab Control Sample
Prep Type: Total/NA

Analyte	Spike Added	MRL Result	MRL Qualifier	Unit	D	% Rec	% Rec. Limits
Endrin	5.00	4.45		ug/L		89	70 - 130
Endrin aldehyde	5.00	4.90		ug/L		98	70 - 130
Endrin aldehyde	5.00	4.64		ug/L		93	70 - 130
Endrin ketone	5.00	4.80		ug/L		96	70 - 130
Endrin ketone	5.00	4.29		ug/L		86	70 - 130
gamma-BHC (Lindane)	5.00	4.46		ug/L		89	70 - 130
gamma-BHC (Lindane)	5.00	3.97		ug/L		79	70 - 130
gamma-Chlordane	5.00	4.75		ug/L		95	70 - 130
gamma-Chlordane	5.00	4.36		ug/L		87	70 - 130
Heptachlor	5.00	4.69		ug/L		94	70 - 130
Heptachlor	5.00	4.46		ug/L		89	70 - 130
Heptachlor epoxide	5.00	5.31		ug/L		106	70 - 130
Heptachlor epoxide	5.00	6.01		ug/L		120	70 - 130
Methoxychlor	5.00	4.73	J	ug/L		95	70 - 130
Methoxychlor	5.00	4.30	J	ug/L		86	70 - 130

Surrogate	*MRL % Recovery*	*MRL Qualifier*	*Limits*
DCB Decachlorobiphenyl	*0*	*X*	*50 - 150*
DCB Decachlorobiphenyl	*0*	*X*	*50 - 150*
Tetrachloro-m-xylene	*0*	*X*	*50 - 150*
Tetrachloro-m-xylene	*0*	*X*	*50 - 150*

Lab Sample ID: MRL 240-12540/9 MRL
Matrix: Water
Analysis Batch: 12540

Client Sample ID: Lab Control Sample
Prep Type: Total/NA

Analyte	Spike Added	MRL Result	MRL Qualifier	Unit	D	% Rec	% Rec. Limits
Aldrin	5.00	5.09		ug/L		102	70 - 130
Aldrin	5.00	4.39		ug/L		88	70 - 130
alpha-BHC	5.00	4.36		ug/L		87	70 - 130
alpha-BHC	5.00	6.27		ug/L		125	70 - 130
alpha-Chlordane	5.00	5.30		ug/L		106	70 - 130
alpha-Chlordane	5.00	4.76		ug/L		95	70 - 130
beta-BHC	5.00	5.38		ug/L		108	70 - 130
beta-BHC	5.00	4.94		ug/L		99	70 - 130
4,4'-DDD	5.00	5.12		ug/L		102	70 - 130
4,4'-DDD	5.00	4.84		ug/L		97	70 - 130
4,4'-DDE	5.00	5.48		ug/L		110	70 - 130
4,4'-DDE	5.00	5.04		ug/L		101	70 - 130
4,4'-DDT	5.00	5.25		ug/L		105	70 - 130
4,4'-DDT	5.00	4.90		ug/L		98	70 - 130
delta-BHC	5.00	4.49		ug/L		90	70 - 130
delta-BHC	5.00	6.43		ug/L		129	70 - 130
Dieldrin	5.00	5.24		ug/L		105	70 - 130
Dieldrin	5.00	4.70		ug/L		94	70 - 130
Endosulfan I	5.00	5.31		ug/L		106	70 - 130
Endosulfan I	5.00	4.71		ug/L		94	70 - 130
Endosulfan II	5.00	5.57		ug/L		111	70 - 130
Endosulfan II	5.00	5.14		ug/L		103	70 - 130

Method: 8081A - Organochlorine Pesticides (GC) (Continued)

Lab Sample ID: MRL 240-12540/9 MRL
Matrix: Water
Analysis Batch: 12540

Client Sample ID: Lab Control Sample
Prep Type: Total/NA

Analyte	Spike Added	MRL Result	MRL Qualifier	Unit	D	% Rec	% Rec. Limits
Endosulfan sulfate	5.00	5.54		ug/L		111	70 - 130
Endosulfan sulfate	5.00	5.10		ug/L		102	70 - 130
Endrin	5.00	5.99		ug/L		120	70 - 130
Endrin	5.00	4.74		ug/L		95	70 - 130
Endrin aldehyde	5.00	5.76		ug/L		115	70 - 130
Endrin aldehyde	5.00	5.49		ug/L		110	70 - 130
Endrin ketone	5.00	5.75		ug/L		115	70 - 130
Endrin ketone	5.00	5.11		ug/L		102	70 - 130
gamma-BHC (Lindane)	5.00	4.63		ug/L		93	70 - 130
gamma-BHC (Lindane)	5.00	4.09		ug/L		82	70 - 130
gamma-Chlordane	5.00	5.08		ug/L		102	70 - 130
gamma-Chlordane	5.00	4.64		ug/L		93	70 - 130
Heptachlor	5.00	5.02		ug/L		100	70 - 130
Heptachlor	5.00	4.70		ug/L		94	70 - 130
Heptachlor epoxide	5.00	5.24		ug/L		105	70 - 130
Heptachlor epoxide	5.00	4.69		ug/L		94	70 - 130
Methoxychlor	5.00	5.74	J	ug/L		115	70 - 130
Methoxychlor	5.00	5.23	J	ug/L		105	70 - 130

Surrogate	*MRL % Recovery*	*MRL Qualifier*	*Limits*
DCB Decachlorobiphenyl	*0*	*X*	*50 - 150*
DCB Decachlorobiphenyl	*0*	*X*	*50 - 150*
Tetrachloro-m-xylene	*0*	*X*	*50 - 150*
Tetrachloro-m-xylene	*0*	*X*	*50 - 150*

Method: 8330 (Modified) - Organic Compounds by UV/HPLC

Lab Sample ID: G1H100000080B
Matrix: Water
Analysis Batch: 1222080

Client Sample ID: Method Blank
Prep Type: Dissolved
Prep Batch: 1222080_P

Analyte	MB Result	MB Qualifier	RL	MDL	Unit	D	Prepared	Analyzed	Dil Fac
Nitroguanidine	20	U	20	2.4	ug/L		08/10/11 09:45	08/10/11 16:52	1

Lab Sample ID: G1H100000080C
Matrix: Water
Analysis Batch: 1222080

Client Sample ID: Lab Control Sample
Prep Type: Dissolved
Prep Batch: 1222080_P

Analyte	Spike Added	LCS Result	LCS Qualifier	Unit	D	% Rec	% Rec. Limits
Nitroguanidine	250	237		ug/L		95	73 - 117

Lab Sample ID: 240-2428-2 MS
Matrix: Water
Analysis Batch: 1222080

Client Sample ID: FWGLL1mw-081C-1765-GW
Prep Type: Dissolved
Prep Batch: 1222080_P

Analyte	Sample Result	Sample Qualifier	Spike Added	MS Result	MS Qualifier	Unit	D	% Rec	% Rec. Limits
Nitroguanidine	20	U	250	235		ug/L		94	73 - 117

Method: 8330 (Modified) - Organic Compounds by UV/HPLC (Continued)

Lab Sample ID: 240-2428-2 MSD
Matrix: Water
Analysis Batch: 1222080

Client Sample ID: FWGLL1mw-081C-1765-GW
Prep Type: Dissolved
Prep Batch: 1222080_P

Analyte	Sample Result	Sample Qualifier	Spike Added	MSD Result	MSD Qualifier	Unit	D	% Rec	% Rec. Limits	RPD	RPD Limit
Nitroguanidine	20	U	250	236		ug/L		94	73 - 117	0.35	15

Method: 8330/8330A - Nitroaromatics & Nitramines: Explosives (8330/A)

Lab Sample ID: G1H080000067B
Matrix: Water
Analysis Batch: 1220067

Client Sample ID: Method Blank
Prep Type: Total
Prep Batch: 1220067_P

Analyte	MB Result	MB Qualifier	RL	MDL	Unit	D	Prepared	Analyzed	Dil Fac
1,3,5-Trinitrobenzene	0.10	U	0.10	0.030	ug/L		08/08/11 08:30	08/12/11 02:40	1
1,3-Dinitrobenzene	0.10	U	0.10	0.050	ug/L		08/08/11 08:30	08/12/11 02:40	1
2-Amino-4,6-dinitrotoluene	0.10	U	0.10	0.10	ug/L		08/08/11 08:30	08/12/11 02:40	1
2,4,6-Trinitrotoluene	0.10	U	0.10	0.050	ug/L		08/08/11 08:30	08/12/11 02:40	1
2,4-Dinitrotoluene	0.10	U	0.10	0.050	ug/L		08/08/11 08:30	08/12/11 02:40	1
2,6-Dinitrotoluene	0.10	U	0.10	0.050	ug/L		08/08/11 08:30	08/12/11 02:40	1
2-Nitrotoluene	0.50	U	0.50	0.088	ug/L		08/08/11 08:30	08/12/11 02:40	1
3-Nitrotoluene	0.50	U	0.50	0.057	ug/L		08/08/11 08:30	08/12/11 02:40	1
4-Amino-2,6-dinitrotoluene	0.10	U	0.10	0.050	ug/L		08/08/11 08:30	08/12/11 02:40	1
4-Nitrotoluene	0.50	U	0.50	0.088	ug/L		08/08/11 08:30	08/12/11 02:40	1
HMX	0.10	U	0.10	0.036	ug/L		08/08/11 08:30	08/12/11 02:40	1
Nitrobenzene	0.10	U	0.10	0.050	ug/L		08/08/11 08:30	08/12/11 02:40	1
Nitroglycerin	0.65	U	0.65	0.33	ug/L		08/08/11 08:30	08/12/11 02:40	1
RDX	0.10	U	0.10	0.036	ug/L		08/08/11 08:30	08/12/11 02:40	1
PETN	0.65	U	0.65	0.30	ug/L		08/08/11 08:30	08/12/11 02:40	1
Tetryl	0.10	U	0.10	0.050	ug/L		08/08/11 08:30	08/12/11 02:40	1

Surrogate	*MB % Recovery*	*MB Qualifier*	*Limits*	*Prepared*	*Analyzed*	*Dil Fac*
3,4-Dinitrotoluene	*90*		*50 - 150*	*08/08/11 08:30*	*08/12/11 02:40*	*1*

Lab Sample ID: G1H080000067B
Matrix: Water
Analysis Batch: 1220067

Client Sample ID: Method Blank
Prep Type: Total
Prep Batch: 1220067_P

Analyte	MB Result	MB Qualifier	RL	MDL	Unit	D	Prepared	Analyzed	Dil Fac
1,3,5-Trinitrobenzene	0.10	U	0.10	0.030	ug/L		08/08/11 08:30	08/13/11 06:44	1
1,3-Dinitrobenzene	0.10	U	0.10	0.050	ug/L		08/08/11 08:30	08/13/11 06:44	1
2-Amino-4,6-dinitrotoluene	0.10	U	0.10	0.10	ug/L		08/08/11 08:30	08/13/11 06:44	1
2,4,6-Trinitrotoluene	0.10	U	0.10	0.050	ug/L		08/08/11 08:30	08/13/11 06:44	1
2,4-Dinitrotoluene	0.10	U	0.10	0.050	ug/L		08/08/11 08:30	08/13/11 06:44	1
2,6-Dinitrotoluene	0.10	U	0.10	0.050	ug/L		08/08/11 08:30	08/13/11 06:44	1
2-Nitrotoluene	0.50	U	0.50	0.088	ug/L		08/08/11 08:30	08/13/11 06:44	1
3-Nitrotoluene	0.50	U	0.50	0.057	ug/L		08/08/11 08:30	08/13/11 06:44	1
4-Amino-2,6-dinitrotoluene	0.10	U	0.10	0.050	ug/L		08/08/11 08:30	08/13/11 06:44	1
4-Nitrotoluene	0.50	U	0.50	0.088	ug/L		08/08/11 08:30	08/13/11 06:44	1
HMX	0.10	U	0.10	0.036	ug/L		08/08/11 08:30	08/13/11 06:44	1
Nitrobenzene	0.10	U	0.10	0.050	ug/L		08/08/11 08:30	08/13/11 06:44	1
Nitroglycerin	0.65	U	0.65	0.33	ug/L		08/08/11 08:30	08/13/11 06:44	1
RDX	0.10	U	0.10	0.036	ug/L		08/08/11 08:30	08/13/11 06:44	1
PETN	0.65	U	0.65	0.30	ug/L		08/08/11 08:30	08/13/11 06:44	1

Method: 8330/8330A - Nitroaromatics & Nitramines: Explosives (8330/A) (Continued)

Lab Sample ID: G1H080000067B
Matrix: Water
Analysis Batch: 1220067

Client Sample ID: Method Blank
Prep Type: Total
Prep Batch: 1220067_P

Analyte	MB Result	MB Qualifier	RL	MDL	Unit	D	Prepared	Analyzed	Dil Fac
Tetryl	0.10	U	0.10	0.050	ug/L		08/08/11 08:30	08/13/11 06:44	1

Surrogate	*MB % Recovery*	*MB Qualifier*	*Limits*	*Prepared*	*Analyzed*	*Dil Fac*
3,4-Dinitrotoluene	*90*		*50 - 150*	*08/08/11 08:30*	*08/13/11 06:44*	*1*

Lab Sample ID: G1H080000067C
Matrix: Water
Analysis Batch: 1220067

Client Sample ID: Lab Control Sample
Prep Type: Total
Prep Batch: 1220067_P

Analyte	Spike Added	LCS Result	LCS Qualifier	Unit	D	% Rec	% Rec. Limits
1,3,5-Trinitrobenzene	1.00	1.11		ug/L		111	53 - 135
1,3-Dinitrobenzene	1.00	1.13		ug/L		113	54 - 120
2-Amino-4,6-dinitrotoluene	1.00	1.08		ug/L		108	53 - 120
2,4,6-Trinitrotoluene	1.00	0.972		ug/L		97	37 - 120
2,4-Dinitrotoluene	1.00	1.08		ug/L		108	58 - 136
2,6-Dinitrotoluene	1.00	1.07		ug/L		107	52 - 144
2-Nitrotoluene	1.00	1.03		ug/L		103	52 - 120
3-Nitrotoluene	1.00	1.02		ug/L		102	48 - 136
4-Amino-2,6-dinitrotoluene	1.00	1.05		ug/L		105	58 - 159
4-Nitrotoluene	1.00	1.02		ug/L		102	46 - 136
HMX	1.00	1.07		ug/L		107	45 - 140
Nitrobenzene	1.00	1.09		ug/L		109	49 - 120
Nitroglycerin	5.00	4.94		ug/L		99	60 - 120
RDX	1.00	1.12		ug/L		112	39 - 120
PETN	5.00	4.79		ug/L		96	60 - 120
Tetryl	1.00	0.980		ug/L		98	30 - 120

Surrogate	*LCS % Recovery*	*LCS Qualifier*	*Limits*
3,4-Dinitrotoluene	*93*		*50 - 150*

Lab Sample ID: 240-2428-2 MS
Matrix: Water
Analysis Batch: 1220067

Client Sample ID: FWGLL1mw-081C-1765-GW
Prep Type: Total
Prep Batch: 1220067_P

Analyte	Sample Result	Sample Qualifier	Spike Added	MS Result	MS Qualifier	Unit	D	% Rec	% Rec. Limits
1,3,5-Trinitrobenzene	0.10	U	0.991	1.12		ug/L		113	50 - 150
1,3-Dinitrobenzene	0.10	U	0.991	1.14		ug/L		115	50 - 150
2-Amino-4,6-dinitrotoluene	1.2		0.991	1.76		ug/L		53	50 - 150
2,4,6-Trinitrotoluene	0.050	J	0.991	0.981		ug/L		94	50 - 150
2,4-Dinitrotoluene	0.057	J	0.991	1.06		ug/L		102	50 - 150
2,6-Dinitrotoluene	0.10	U	0.991	1.01		ug/L		102	50 - 150
2-Nitrotoluene	0.50	U	0.991	1.03		ug/L		104	50 - 150
3-Nitrotoluene	0.50	U	0.991	1.04		ug/L		105	50 - 150
4-Amino-2,6-dinitrotoluene	1.5		0.991	1.89	a	ug/L		39	50 - 150
4-Nitrotoluene	0.50	U	0.991	1.03		ug/L		104	50 - 150
HMX	0.82		0.991	1.54		ug/L		73	50 - 150
Nitrobenzene	0.10	U	0.991	1.11		ug/L		112	50 - 150
Nitroglycerin	0.65	U	4.96	4.81		ug/L		97	50 - 150
RDX	1.6		0.991	1.93	a	ug/L		33	50 - 150

Method: 8330/8330A - Nitroaromatics & Nitramines: Explosives (8330/A) (Continued)

Lab Sample ID: 240-2428-2 MS
Matrix: Water
Analysis Batch: 1220067

Client Sample ID: FWGLL1mw-081C-1765-GW
Prep Type: Total
Prep Batch: 1220067_P

Analyte	Sample Result	Sample Qualifier	Spike Added	MS Result	MS Qualifier	Unit	D	% Rec	% Rec. Limits
PETN	0.65	U	4.96	4.73		ug/L		95	50 - 150
Tetryl	0.10	U	0.991	0.967		ug/L		98	50 - 150

Surrogate	*MS % Recovery*	*MS Qualifier*	*Limits*
3,4-Dinitrotoluene	*95*		*50 - 150*

Lab Sample ID: 240-2428-2 MSD
Matrix: Water
Analysis Batch: 1220067

Client Sample ID: FWGLL1mw-081C-1765-GW
Prep Type: Total
Prep Batch: 1220067_P

Analyte	Sample Result	Sample Qualifier	Spike Added	MSD Result	MSD Qualifier	Unit	D	% Rec	% Rec. Limits	RPD	RPD Limit
1,3,5-Trinitrobenzene	0.10	U	1.00	1.12		ug/L		112	50 - 150	0.44	50
1,3-Dinitrobenzene	0.10	U	1.00	1.14		ug/L		114	50 - 150	0.26	50
2-Amino-4,6-dinitrotoluene	1.2		1.00	1.67	a	ug/L		44	50 - 150	5.1	50
2,4,6-Trinitrotoluene	0.050	J	1.00	0.944		ug/L		89	50 - 150	3.8	50
2,4-Dinitrotoluene	0.057	J	1.00	1.05		ug/L		100	50 - 150	0.94	50
2,6-Dinitrotoluene	0.10	U	1.00	1.02		ug/L		102	50 - 150	0.19	50
2-Nitrotoluene	0.50	U	1.00	0.998		ug/L		100	50 - 150	3.0	50
3-Nitrotoluene	0.50	U	1.00	1.01		ug/L		101	50 - 150	3.6	50
4-Amino-2,6-dinitrotoluene	1.5		1.00	1.77	a	ug/L		27	50 - 150	6.2	50
4-Nitrotoluene	0.50	U	1.00	0.995		ug/L		99	50 - 150	3.1	50
HMX	0.82		1.00	1.50		ug/L		68	50 - 150	3.0	50
Nitrobenzene	0.10	U	1.00	1.06		ug/L		106	50 - 150	4.5	50
Nitroglycerin	0.65	U	5.00	4.77		ug/L		95	50 - 150	0.73	50
RDX	1.6		1.00	1.96	a	ug/L		36	50 - 150	1.7	50
PETN	0.65	U	5.00	4.60		ug/L		92	50 - 150	2.7	50
Tetryl	0.10	U	1.00	0.924		ug/L		92	50 - 150	4.6	50

Surrogate	*MSD % Recovery*	*MSD Qualifier*	*Limits*
3,4-Dinitrotoluene	*90*		*50 - 150*

Method: 6010B - Metals (ICP)

Lab Sample ID: MB 240-10789/1-A
Matrix: Water
Analysis Batch: 12336

Client Sample ID: Method Blank
Prep Type: Total Recoverable
Prep Batch: 10789

Analyte	MB Result	MB Qualifier	RL	MDL	Unit	D	Prepared	Analyzed	Dil Fac
Silver	5.0	U	5.0	2.2	ug/L		08/04/11 08:00	08/16/11 09:48	1
Arsenic	5.0	U	5.0	3.2	ug/L		08/04/11 08:00	08/16/11 09:48	1
Barium	10	U	10	0.67	ug/L		08/04/11 08:00	08/16/11 09:48	1
Calcium	1000	U	1000	130	ug/L		08/04/11 08:00	08/16/11 09:48	1
Cobalt	5.0	U	5.0	1.7	ug/L		08/04/11 08:00	08/16/11 09:48	1
Chromium	5.0	U	5.0	2.2	ug/L		08/04/11 08:00	08/16/11 09:48	1
Potassium	158	J	1000	72	ug/L		08/04/11 08:00	08/16/11 09:48	1
Magnesium	1000	U	1000	34	ug/L		08/04/11 08:00	08/16/11 09:48	1
Manganese	10	U	10	0.41	ug/L		08/04/11 08:00	08/16/11 09:48	1
Nickel	10	U	10	3.2	ug/L		08/04/11 08:00	08/16/11 09:48	1
Lead	3.0	U	3.0	1.9	ug/L		08/04/11 08:00	08/16/11 09:48	1

Method: 6010B - Metals (ICP) (Continued)

Lab Sample ID: MB 240-10789/1-A
Matrix: Water
Analysis Batch: 12336

Client Sample ID: Method Blank
Prep Type: Total Recoverable
Prep Batch: 10789

Analyte	MB Result	MB Qualifier	RL	MDL	Unit	D	Prepared	Analyzed	Dil Fac
Selenium	5.0	U	5.0	4.1	ug/L		08/04/11 08:00	08/16/11 09:48	1
Vanadium	10	U	10	0.64	ug/L		08/04/11 08:00	08/16/11 09:48	1

Lab Sample ID: MB 240-10789/1-A
Matrix: Water
Analysis Batch: 12336

Client Sample ID: Method Blank
Prep Type: Total Recoverable
Prep Batch: 10789

Analyte	MB Result	MB Qualifier	RL	MDL	Unit	D	Prepared	Analyzed	Dil Fac
Copper	5.0	U	5.0	4.5	ug/L		08/04/11 08:00	08/16/11 16:22	1

Lab Sample ID: LCS 240-10789/2-A
Matrix: Water
Analysis Batch: 12336

Client Sample ID: Lab Control Sample
Prep Type: Total Recoverable
Prep Batch: 10789

Analyte	Spike Added	LCS Result	LCS Qualifier	Unit	D	% Rec	% Rec. Limits
Silver	50.0	50.9		ug/L		102	80 - 120
Arsenic	2000	2010		ug/L		101	80 - 120
Barium	2000	2120		ug/L		106	80 - 120
Calcium	50000	52200		ug/L		104	80 - 120
Cobalt	500	516		ug/L		103	80 - 120
Chromium	200	207		ug/L		103	80 - 120
Copper	250	261		ug/L		105	80 - 120
Potassium	50000	48900		ug/L		98	80 - 120
Magnesium	50000	53100		ug/L		106	80 - 120
Manganese	500	544		ug/L		109	80 - 120
Nickel	500	519		ug/L		104	80 - 120
Lead	500	526		ug/L		105	80 - 120
Selenium	2000	2100		ug/L		105	80 - 120
Vanadium	500	515		ug/L		103	80 - 120

Lab Sample ID: 240-2428-3 MS
Matrix: Water
Analysis Batch: 12336

Client Sample ID: FWGLL1mw-081C-1765-GF
Prep Type: Total Recoverable
Prep Batch: 10789

Analyte	Sample Result	Sample Qualifier	Spike Added	MS Result	MS Qualifier	Unit	D	% Rec	% Rec. Limits
Silver	5.0	U	50.0	47.7		ug/L		95	75 - 125
Arsenic	3.2	J	2000	1920		ug/L		96	75 - 125
Barium	18		2000	2040		ug/L		101	75 - 125
Calcium	60000		50000	108000		ug/L		96	75 - 125
Cobalt	4.7	J	500	491		ug/L		97	75 - 125
Chromium	5.0	U	200	194		ug/L		97	75 - 125
Copper	5.0	U	250	248		ug/L		99	75 - 125
Potassium	2100	B	50000	49300		ug/L		94	75 - 125
Magnesium	13000		50000	62600		ug/L		100	75 - 125
Manganese	2000		500	2480		ug/L		101	75 - 125
Nickel	7.9	J	500	496		ug/L		98	75 - 125
Lead	3.0	U	500	492		ug/L		98	75 - 125
Selenium	5.0	U	2000	1970		ug/L		99	75 - 125
Vanadium	0.82	J	500	486		ug/L		97	75 - 125

Method: 6010B - Metals (ICP) (Continued)

Lab Sample ID: 240-2428-3 DU
Matrix: Water
Analysis Batch: 12336

Client Sample ID: FWGLL1mw-081C-1765-GF
Prep Type: Total Recoverable
Prep Batch: 10789

Analyte	Sample Result	Sample Qualifier	DU Result	DU Qualifier	Unit	D	RPD	RPD Limit
Silver	5.0	U	5.0	U	ug/L		NC	
Arsenic	3.2	J	5.0	U	ug/L		NC	
Barium	18		17.7		ug/L		0.100	
Calcium	60000		59900		ug/L		0.500	
Cobalt	4.7	J	4.71	J	ug/L		0.400	
Chromium	5.0	U	5.0	U	ug/L		NC	
Copper	5.0	U	5.0	U	ug/L		NC	
Potassium	2100	B	2100		ug/L		0.800	
Magnesium	13000		12400		ug/L		0.800	
Manganese	2000		1980		ug/L		0.020	
							0	
Nickel	7.9	J	8.21	J	ug/L		3.00	
Lead	3.0	U	3.0	U	ug/L		NC	
Selenium	5.0	U	5.0	U	ug/L		NC	
Vanadium	0.82	J	10	U	ug/L		NC	

Method: 6020 - Metals (ICP/MS)

Lab Sample ID: MB 240-10789/1-A
Matrix: Water
Analysis Batch: 13124

Client Sample ID: Method Blank
Prep Type: Total Recoverable
Prep Batch: 10789

Analyte	MB Result	MB Qualifier	RL	MDL	Unit	D	Prepared	Analyzed	Dil Fac
Aluminum	50	U	50	19	ug/L		08/04/11 08:00	08/23/11 09:47	1
Beryllium	1.0	U	1.0	0.20	ug/L		08/04/11 08:00	08/23/11 09:47	1
Cadmium	0.50	U	0.50	0.13	ug/L		08/04/11 08:00	08/23/11 09:47	1
Iron	50	U	50	26	ug/L		08/04/11 08:00	08/23/11 09:47	1
Antimony	2.0	U	2.0	0.13	ug/L		08/04/11 08:00	08/23/11 09:47	1
Thallium	0.198	J	1.0	0.14	ug/L		08/04/11 08:00	08/23/11 09:47	1
Zinc	10	U	10	2.3	ug/L		08/04/11 08:00	08/23/11 09:47	1
Sodium	15.8	J	1000	6.9	ug/L		08/04/11 08:00	08/23/11 09:47	1

Lab Sample ID: LCS 240-10789/3-A
Matrix: Water
Analysis Batch: 13124

Client Sample ID: Lab Control Sample
Prep Type: Total Recoverable
Prep Batch: 10789

Analyte	Spike Added	LCS Result	LCS Qualifier	Unit	D	% Rec	% Rec. Limits
Aluminum	10000	10100		ug/L		101	80 - 120
Beryllium	1000	1020		ug/L		102	80 - 120
Cadmium	1000	1040		ug/L		104	80 - 120
Iron	10000	10000		ug/L		100	80 - 120
Antimony	100	103		ug/L		103	80 - 120
Thallium	1000	915		ug/L		92	80 - 120
Zinc	1000	1080		ug/L		108	80 - 120
Sodium	10000	10600		ug/L		106	80 - 120

Method: 6020 - Metals (ICP/MS) (Continued)

Lab Sample ID: 240-2428-3 MS
Matrix: Water
Analysis Batch: 13124

Client Sample ID: FWGLL1mw-081C-1765-GF
Prep Type: Total Recoverable
Prep Batch: 10789

Analyte	Sample Result	Sample Qualifier	Spike Added	MS Result	MS Qualifier	Unit	D	% Rec	% Rec. Limits
Aluminum	25	J	10000	9560		ug/L		95	75 - 125
Beryllium	1.0	U	1000	982		ug/L		98	75 - 125
Cadmium	0.50	U	1000	1000		ug/L		100	75 - 125
Iron	3100		10000	12600		ug/L		95	75 - 125
Antimony	0.18	J	100	99.8		ug/L		100	75 - 125
Thallium	1.1	B	1000	903		ug/L		90	75 - 125
Zinc	31		1000	1030		ug/L		100	75 - 125
Sodium	1800	B	10000	11800		ug/L		99	75 - 125

Lab Sample ID: 240-2428-3 DU
Matrix: Water
Analysis Batch: 13124

Client Sample ID: FWGLL1mw-081C-1765-GF
Prep Type: Total Recoverable
Prep Batch: 10789

Analyte	Sample Result	Sample Qualifier	DU Result	DU Qualifier	Unit	D	RPD	RPD Limit
Aluminum	25	J	30.5	J	ug/L		20.0	
Beryllium	1.0	U	1.0	U	ug/L		NC	
Cadmium	0.50	U	0.50	U	ug/L		NC	
Iron	3100		3150		ug/L		1.00	
Antimony	0.18	J	2.0	U	ug/L		NC	
Thallium	1.1	B	0.366	J	ug/L		103	
Zinc	31		29.6		ug/L		6.00	
Sodium	1800	B	1820		ug/L		0.900	

Method: 7470A - Mercury (CVAA)

Lab Sample ID: MB 240-10796/1-A
Matrix: Water
Analysis Batch: 10930

Client Sample ID: Method Blank
Prep Type: Total/NA
Prep Batch: 10796

Analyte	MB Result	MB Qualifier	RL	MDL	Unit	D	Prepared	Analyzed	Dil Fac
Mercury	0.20	U	0.20	0.12	ug/L		08/04/11 11:10	08/04/11 16:28	1

Lab Sample ID: LCS 240-10796/2-A
Matrix: Water
Analysis Batch: 10930

Client Sample ID: Lab Control Sample
Prep Type: Total/NA
Prep Batch: 10796

Analyte	Spike Added	LCS Result	LCS Qualifier	Unit	D	% Rec	% Rec. Limits
Mercury	5.00	4.85		ug/L		97	80 - 120

Lab Sample ID: 240-2428-3 MS
Matrix: Water
Analysis Batch: 10930

Client Sample ID: FWGLL1mw-081C-1765-GF
Prep Type: Total/NA
Prep Batch: 10796

Analyte	Sample Result	Sample Qualifier	Spike Added	MS Result	MS Qualifier	Unit	D	% Rec	% Rec. Limits
Mercury	0.20	U	1.00	1.01		ug/L		101	75 - 125

Method: 7470A - Mercury (CVAA) (Continued)

Lab Sample ID: 240-2428-3 DU
Matrix: Water
Analysis Batch: 10930

Client Sample ID: FWGLL1mw-081C-1765-GF
Prep Type: Total/NA
Prep Batch: 10796

Analyte	Sample Result	Sample Qualifier	DU Result	DU Qualifier	Unit	D	RPD	RPD Limit
Mercury	0.20	U	0.20	U	ug/L		NC	

Method: 7196A - Chromium, Hexavalent

Lab Sample ID: MB 240-10544/3
Matrix: Water
Analysis Batch: 10544

Client Sample ID: Method Blank
Prep Type: Total/NA

Analyte	MB Result	MB Qualifier	RL	MDL	Unit	D	Prepared	Analyzed	Dil Fac
Hexavalent chromium	0.020	U	0.020	0.0020	mg/L			08/02/11 11:17	1

Lab Sample ID: LCS 240-10544/4
Matrix: Water
Analysis Batch: 10544

Client Sample ID: Lab Control Sample
Prep Type: Total/NA

Analyte	Spike Added	LCS Result	LCS Qualifier	Unit	D	% Rec	% Rec. Limits
Hexavalent chromium	0.250	0.239		mg/L		96	80 - 118

Lab Sample ID: 240-2428-3 MS
Matrix: Water
Analysis Batch: 10544

Client Sample ID: FWGLL1mw-081C-1765-GF
Prep Type: Dissolved

Analyte	Sample Result	Sample Qualifier	Spike Added	MS Result	MS Qualifier	Unit	D	% Rec	% Rec. Limits
Hexavalent chromium	0.020	U	0.250	0.115		mg/L		46	41 - 136

Lab Sample ID: 240-2428-3 MSD
Matrix: Water
Analysis Batch: 10544

Client Sample ID: FWGLL1mw-081C-1765-GF
Prep Type: Dissolved

Analyte	Sample Result	Sample Qualifier	Spike Added	MSD Result	MSD Qualifier	Unit	D	% Rec	% Rec. Limits	RPD	RPD Limit
Hexavalent chromium	0.020	U	0.250	0.119		mg/L		48	41 - 136	3	20

Method: WS-WC-0050 - Nitrocellulose as N by WS-WC-0050

Lab Sample ID: G1H100000035B
Matrix: Water
Analysis Batch: 1222035

Client Sample ID: Method Blank
Prep Type: Total
Prep Batch: 1222035_P

Analyte	MB Result	MB Qualifier	RL	MDL	Unit	D	Prepared	Analyzed	Dil Fac
Nitrocellulose	2.0	U	2.0	0.48	mg/L		08/10/11 08:00	08/17/11 11:56	1

Lab Sample ID: G1H100000035C
Matrix: Water
Analysis Batch: 1222035

Client Sample ID: Lab Control Sample
Prep Type: Total
Prep Batch: 1222035_P

Analyte	Spike Added	LCS Result	LCS Qualifier	Unit	D	% Rec	% Rec. Limits
Nitrocellulose	5.07	5.10		mg/L		101	26 - 144

Method: WS-WC-0050 - Nitrocellulose as N by WS-WC-0050 (Continued)

Lab Sample ID: 240-2428-2 MS
Matrix: Water
Analysis Batch: 1222035

Client Sample ID: FWGLL1mw-081C-1765-GW
Prep Type: Total
Prep Batch: 1222035_P

Analyte	Sample Result	Sample Qualifier	Spike Added	MS Result	MS Qualifier	Unit	D	% Rec	% Rec. Limits
Nitrocellulose	2.0	U	5.07	5.06		mg/L		100	26 - 144

Lab Sample ID: 240-2428-2 MSD
Matrix: Water
Analysis Batch: 1222035

Client Sample ID: FWGLL1mw-081C-1765-GW
Prep Type: Total
Prep Batch: 1222035_P

Analyte	Sample Result	Sample Qualifier	Spike Added	MSD Result	MSD Qualifier	Unit	D	% Rec	% Rec. Limits	RPD	RPD Limit
Nitrocellulose	2.0	U	5.07	4.79		mg/L		94	26 - 144	5.5	45

Appendix 1

Ravenna, OH Data Review Checklist

Project Number: 030240.0006
Sample Event: July 2011
Data Reviewer/Date: Angye Dragotta/ September 21, 2011

SDG: 240-2428-1 R0
Analysis: SW846 8260B

Review Questions:	Yes	No	N/A	Comments	Qual/Criteria
1. Did Chain-of-Custody information agree with laboratory report?	✓				
2. Were samples preserved properly and received in good condition?	✓				QAPP Table 4-2, NELAC
3. Were holding times met?	✓				QAPP Table 4-2 J/UJ/R
4. Were sample storage requirements met?	✓				QAPP Table 4-2
5. Were QAPP specified PQLs achieved?	✓				QAPP Table 3.3
6. Were all QAPP-specified target analytes reported?	✓				QAPP Table 3-3
7. Was the GC/MS system tuned with bromofluorobenzene (BFB)?	✓				LCG Table 1
8. Was the criteria met during each 12 hour shift (prior to ICAL and Cal Ver.)?	✓				SW846 8260B 7.3.1
9. Did the initial calibration curve consist of 5 concentration levels?	✓			Instrument A3UX10–August 12, 2011 stds – 5, 10, 25, 50, 100, 200 ng on column	LCG Table 1 R
10. Did the Calibration Check Compounds (CCCs) (see Table 1 below) relative standard deviations (%RSD) ≤ 30%?	✓				LCG Table 1 R
11. Were the minimum response factors (RFs) for the System Performance Check Compounds (SPCCs) (see Table 2 below) met?	✓				LCG Table 1
12. Were all other target analytes ≤ 15% RSD? OR Was the average RSD ≤ 15%? Was a different calibration option used?	✓			Acetone , methylene chloride and bromoform used a linear curve.	LCG Table 1 15% <RSD< 20% = J/UJ
13. If a linear regression curve was used, was the correlation coefficient r≥0.99?	✓			All correlation coefficients were ≥0.99. No qualifications were made since the correlation coefficients were acceptable.	LCG Table 1 R<0.99=-J/R
14. Was a MDL Level Verification performed once per quarter with all target analytes detected?	✓			8/15/11 @ 0013	LCG Table 1 R
15. Was a MRL Level Verification run at the beginning and end of every daily sequence or every 12 hours?	✓				LCG Table 1

Ravenna, OH Data Review Checklist

Project Number: 030240.0006
Sample Event: July 2011
Data Reviewer/Date: Angye Dragotta/ September 21, 2011

SDG: 240-2428-1 R0
Analysis: SW846 8260B

Review Questions:	Yes	No	N/A	Comments	Qual/Criteria
16. Were the QC/MRL recoveries 70-130%?		✓		• The opening MRL recovered above control limits for bromoform and bromomethane at 131% and 2-butanone at 150%. • The closing MRL check recovered below control limits at 62%for methylene chloride and at 0% for dibromochloromethane. An MDL check was analyzed after the closing MRL check with detected results for methylene chloride and dibromochloromethane. The methylene chloride and dibromochloromethane results for samples FWGEQUIPRinse1-1805-GW, FWGTEAM1-Trip, FWGTEAM2-Trip FWGTEAM3-Trip, FWGLL1mw-081c-1765-GW, FWGLL1mw-083c-1767-GW, FWGLL1mw-085c-1769-GW, FWGLL1mw-082c-1766-GW – GW, FWGLL1mw-084c-1768-GW, FWGLL1mw-065c-1762-GW, FWGLL1mw-DUP1-1799-GW and FWGLL1mw-080c-1764-GW were qualified as estimated, "UJ". The 2-butanone result for FWGEQUIPRinse1-1805-GW was qualified as estimated, "J".	LCG Table 1 >130%=J; 70-60%=J/UJ; <60%=J/R
17. Was a second source verification (ICV) analyzed? Were results 80-120%?	✓			8/12/11 @1737	LCG Table 1, <60%=J/R >120%=J; 60-80%=J/UJ
18. Was a CCV run every 12 hours?	✓			8/14/11 @1316, 1338	LCG Table 1
19. Did the CCCs have a %Difference < 20%?	✓				LCG Table 1
20. Were the minimum RFs for the SPCCs within limits?	✓				LCG Table 1
21. Was the average of all target analytes ≤ 20%D with a maximum D for each target analyte ≤30%?	✓				LCG Table 1 Avg D>20% and D>30% =R; Avg %D<20% and D>30% =J D>20% (neg) = J/R D>30% (pos) = J
22. Were the internal standards added to every sample?	✓				LCG Table 1
23. Were the retention times for all IS compounds within ±30 seconds from the RT of the mid-point standard in the ICAL?	✓				LCG Table 1 R

Ravenna, OH Data Review Checklist

Project Number: 030240.0006 **SDG:** 240-2428-1 R0
Sample Event: July 2011 **Analysis:** SW846 8260B
Data Reviewer/Date: Angye Dragotta/ September 21, 2011

Review Questions:	Yes	No	N/A	Comments	Qual/Criteria
24. Was the EICP area between -50% and +100% of the ICAL mid-point standard?	✓				LCG Table 1 R
25. Was a method blank prepared and analyzed with each batch?	✓				LCG Table 1
26. Were target analytes detected in the method blank >1/2 the MRL?	✓			Checked by ADR. Trichloroethene was detected in the method blank at 0.173ug/L. The trichloroethene results for samples FWGLL1mw-085c-1769-GW and FWGTEAM1-Trip were qualified "B".	LCG Table 1 <5/10X =B
27. Was a field blank (equipment and/or trip) collected and analyzed?	✓			FWGEQUIPRinse1-1805-GW	
28. Were target analytes detected in the field blank analyses >1/2 the MRL?	✓			• FWGTEAM1-Trip had trichloroethene detected at 0.24ug/L. • FWGTEAM2-Trip had acetone detected at 1.2ug/L. • 2-butanone was detected in FWGEQUIPRinse1-1805-GW at 1.5ug/L and acetone at 12ug/L The acetone result for samples FWGLL1mw-081c-1765-GW and FWGLL1mw-085c-1769-GW were qualified, "B. No qualifications were made for the 2-butanone and trichloroethene contamination, as there were no detected 2-butanone or trichloroethene concentrations <5x contamination reported for the associated field samples.	<5/10X =B
29. Was a field duplicate analyzed?	✓			Checked by ADR	
30. Were the field duplicates RPDs within +30%?	✓			Checked by ADR	QAPP Table 3-2 RPD >30=J
31. Was a LCS prepared and analyzed with each batch?	✓				LCG Table 1
32. Were the LCS recoveries within limits specified in Appendix C of the LCG?	✓			ADR checked section;	LCG Appendix C >UL=J; 30%-LL=J/UJ; <30%=J/R
33. Was a MS/MSD prepared with each batch?	✓				LCG Table 1
34. Was the MS/MSD parent sample a Ravenna sample?	✓			The matrix spike analysis was performed on sample FWGLL1mw-081c-1765-GW.	

Ravenna, OH Data Review Checklist

Project Number: 030240.0006
Sample Event: July 2011
Data Reviewer/Date: Angye Dragotta/ September 21, 2011

SDG: 240-2428-1 R0
Analysis: SW846 8260B

Review Questions:	Yes	No	N/A	Comments	Qual/Criteria
35. Were MS/MSD recoveries 70-130% and RPD values ≤20%?	✓			Checked by ADR	LCG Table 1 Pj
36. Were surrogate recoveries 50-150%?	✓				LCG Table 1 >150%=J; 10% - 50%=J/UJ; <10%=J/R
37. Were reported sample concentrations within calibration range?	✓				
38. Were laboratory-generated Quality Control Exception Reports issued? If yes, summarize contents.		✓			
39. Were lab comments included in report? If yes, summarize contents.		✓			

References:
Louisville Chemistry Guidelines (LCG), USACE June 2002 version 5; Section I "Chemical Analysis Criteria" Table 1 and Attachment A "Data Validation Guidelines:
Final Quality Assurance Project Plan (QAPP) Addendum for the Facility-Wide Groundwater Monitoring Program Ravenna Army Ammunition Plant, Ravenna, OH, Portage Environmental September 2004

Additional Comments:

Table1- CCCs

Analyte
1,1-Dichloroethene
Chloroform
1,2-Dichloropropane
Toluene
Ethylbenzene
Vinyl chloride

Table 2- SPCCs

Analyte	Minimum RF
Chloromethane	0.10
1,1-Dichlorethane	0.10
Bromoform	0.10
Chlorobenzene	0.30
1,1,2,2-Tetrachloroethane	0.30

FORM III

GC/MS VOA METHOD REPORTING LIMIT CHECK RECOVERY

8/14/11 @ 1353

Lab Name: TestAmerica North Canton Job No.: 240-2428-1

SDG No.:

Matrix: Water Level: Low Lab File ID: UXX3801.D

Lab ID: MRL 240-11929/4 Client ID:

COMPOUND	SPIKE ADDED (ug/L)	MRL CONCENTRATION (ug/L)	MRL % REC	QC LIMITS REC	#
1,1,1-Trichloroethane	1.00	1.02	102	70-130	
1,1,2,2-Tetrachloroethane	1.00	1.09	109	70-130	
1,1,2-Trichloroethane	1.00	1.11	111	70-130	
1,1-Dichloroethane	1.00	1.06	106	70-130	
1,1-Dichloroethene	1.00	0.980 J	98	70-130	
1,2-Dichloroethane	1.00	1.05	105	70-130	
1,2-Dichloropropane	1.00	1.04	104	70-130	
2-Hexanone	2.00	1.73 J	87	70-130	
Bromochloromethane	1.00	1.02	102	70-130	
Acetone	2.00	2.02 J	101	70-130	
Benzene	1.00	1.06	106	70-130	
Bromoform	1.00	1.31	131	70-130	^
Bromomethane	1.00	1.31	131	70-130	^
Carbon disulfide	1.00	0.984 J	98	70-130	
Carbon tetrachloride	1.00	0.987 J	99	70-130	
Chlorobenzene	1.00	1.09	109	70-130	
Chloroethane	1.00	0.969 J	97	70-130	
Chloroform	1.00	1.03	103	70-130	
Chloromethane	1.00	1.07	107	70-130	
cis-1,2-Dichloroethene	1.00	1.06	106	70-130	
cis-1,3-Dichloropropene	1.00	1.07	107	70-130	
Bromodichloromethane	1.00	1.00	100	70-130	
Ethylbenzene	1.00	1.05	105	70-130	
1,2-Dibromoethane	1.00	1.08	108	70-130	
m-Xylene & p-Xylene	2.00	2.08	104	70-130	
2-Butanone (MEK)	2.00	2.99 J	150	70-130	^
4-Methyl-2-pentanone (MIBK)	2.00	2.11 J	106	70-130	
Methylene Chloride	1.00	0.716 J	72	70-130	
o-Xylene	1.00	1.02	102	70-130	
Styrene	1.00	0.961 J	96	70-130	
Tetrachloroethene	1.00	1.07	107	70-130	
Toluene	1.00	1.08	108	70-130	
trans-1,2-Dichloroethene	1.00	1.03	103	70-130	
trans-1,3-Dichloropropene	1.00	1.00	100	70-130	
Trichloroethene	1.00	1.14	114	70-130	
Vinyl chloride	1.00	1.01	101	70-130	
Dibromochloromethane	1.00	0.969 J	97	70-130	

Column to be used to flag recovery and RPD values

FORM III 8260B

FORM III
GC/MS VOA METHOD REPORTING LIMIT CHECK RECOVERY

8/14/11 @ 2352

Lab Name: TestAmerica North Canton Job No.: 240-2428-1

SDG No.:

Matrix: Water Level: Low Lab File ID: UXX3828.D

Lab ID: MRL 240-11929/30 Client ID:

COMPOUND	SPIKE ADDED (ug/L)	MRL CONCENTRATION (ug/L)	MRL % REC	QC LIMITS REC	#
1,1,1-Trichloroethane	1.00	0.921 J	92	70-130	
1,1,2,2-Tetrachloroethane	1.00	0.887 J	89	70-130	
1,1,2-Trichloroethane	1.00	0.950 J	95	70-130	
1,1-Dichloroethane	1.00	0.934 J	93	70-130	
1,1-Dichloroethene	1.00	0.940 J	94	70-130	
1,2-Dichloroethane	1.00	0.987 J	99	70-130	
1,2-Dichloropropane	1.00	0.990 J	99	70-130	
2-Hexanone	2.00	1.54 J	77	70-130	
Bromochloromethane	1.00	0.966 J	97	70-130	
Acetone	2.00	2.11 J	106	70-130	
Benzene	1.00	0.988 J	99	70-130	
Bromoform	1.00	1.07	107	70-130	
Bromomethane	1.00	1.22	122	70-130	
Carbon disulfide	1.00	0.880 J	88	70-130	
Carbon tetrachloride	1.00	0.900 J	90	70-130	
Chlorobenzene	1.00	0.898 J	90	70-130	
Chloroethane	1.00	1.09	109	70-130	
Chloroform	1.00	0.925 J	92	70-130	
Chloromethane	1.00	1.10	110	70-130	
cis-1,2-Dichloroethene	1.00	0.984 J	98	70-130	
cis-1,3-Dichloropropene	1.00	0.838 J	84	70-130	
Bromodichloromethane	1.00	0.878 J	88	70-130	
Ethylbenzene	1.00	0.875 J	88	70-130	
1,2-Dibromoethane	1.00	0.894 J	89	70-130	
m-Xylene & p-Xylene	2.00	1.67 J	84	70-130	
2-Butanone (MEK)	2.00	2.32 J	116	70-130	
4-Methyl-2-pentanone (MIBK)	2.00	1.79 J	90	70-130	
Methylene Chloride	1.00	0.622 J	62	70-130	^
o-Xylene	1.00	0.875 J	87	70-130	
Styrene	1.00	0.783 J	78	70-130	
Tetrachloroethene	1.00	0.921 J	92	70-130	
Toluene	1.00	0.962 J	96	70-130	
trans-1,2-Dichloroethene	1.00	0.990 J	99	70-130	
trans-1,3-Dichloropropene	1.00	0.802 J	80	70-130	
Trichloroethene	1.00	0.956 J	96	70-130	
Vinyl chloride	1.00	1.01	101	70-130	
Dibromochloromethane	1.00	1.0 U	0	70-130	^

Column to be used to flag recovery and RPD values

FORM III 8260B

Ravenna, OH Data Review Checklist

Project Number: 030240.0006
Sample Event: July 2011
Data Reviewer/Date: Angye Dragotta/ September 21, 2011

SDG: 240-2428 R0
Analysis: SW846 8270C (including PAHs)

Review Questions:	Yes	No	N/A	Comments	Qual/Criteria
1. Did Chain-of-Custody information agree with laboratory report?	✓				
2. Were samples preserved properly and received in good condition?	✓				QAPP Table 4-2
3. Were samples extracted using the correct preparation, clean-up methods?	✓				QAPP Table 4-2
4. Were samples extracted within required holding times (7 days - water)?		✓			QAPP Table 4-2 J/UJ/R
5. Were samples analyzed within required holding times (40 days after extraction)?	✓				QAPP Table 4-2 J/UJ/R
6. Were sample storage requirements met?	✓				QAPP Table 4-2
7. Were QAPP specified PQLs achieved?	✓				QAPP Table 3-4 and 3-6
8. Were all QAPP-specified target analytes reported?	✓				QAPP Table 3-4 and 3-6
9. Was the GC/MS system tuned with decafluorotriphenylphosphine (DFTPP)?	✓				LCG Table 2
10. Were the criteria met during each 12 hour shift?	✓				LCG Table 2
11. Did the initial calibration curve consist of 5 concentration levels, with the low standard near but above the MDL?	✓			A4AG2-8/5/2011, 8/26/11 stds = 0.1, 0.5, 1, 2, 5, 10, 15, 20, 25 ng/uL on column A4HP7-8/8/2011, 8/16/11 stds = 0.1, 0.5, 1, 2, 5, 10, 15, 20, 25 ng/uL on column	LCG Table 2 R
12. Did the Calibration Check Compounds (CCCs) (see Table 1 below) relative standard deviation (%RSD) ≤ 30%?	✓				LCG Table 2 R
13. Were the minimum response factors (RFs) for the System Performance Check Compounds (SPCCs) (see Table 2 below) met?	✓				LCG Table 2 R
14. Was each target analyte <15 % RSD, or was the average RSD <15%?	✓				LCG Table 2 15% <RSD< 30% = J/UJ

Ravenna, OH Data Review Checklist

Project Number: 030240.0006
Sample Event: July 2011
Data Reviewer/Date: Angye Dragotta/ September 21, 2011

SDG: 240-2428 R0
Analysis: SW846 8270C (including PAHs)

Review Questions:	Yes	No	N/A	Comments	Qual/Criteria
15. If a different calibration option was used, was the correlation coefficient (r^2) or the coefficient of determination ≥0.99?	✓			A4AG2- 8/5/11-Benzoic acid, 2,4-dinitrophenol, 4,6-dinitro-2-methylphenol, and pentachlorophenol used a quadratic fit. No qualifications were made as coefficients of determination (COD), r were ≥0.99. 8/26/11-Benzoic acid, 2,4-dinitrophenol and pentachlorophenol used a quadratic fit. No qualifications were made as coefficients of determination (COD), r were ≥0.99. A4HP7 8/8/11-Benzoic acid, 2,4-dinitrophenol and 4,6-dinitro-2-methylphenol used a quadratic fit. No qualifications were made as coefficients of determination (COD), r were ≥0.99. 8/16/11- Benzoic acid, 2,4-dinitrophenol and pentachlorophenol used a quadratic fit. No qualifications were made as coefficients of determination (COD), r were ≥0.99.	LCG Table 2 r<0.99=-J/R
16. Was a MDL Level Verification performed once per quarter with all target analytes detected?	✓			A4AG2- 8/26/11 @1412,1428, 1445 8/16/11 @1233,1251, 1310	LCG Table 2 R
17. Was a MRL Level Verification run at the beginning and end of the sequence or every 12 hours?	✓				LCG Table 2
18. Were the QC/MRL recoveries 70-130%?	✓				LCG Table 2 >130%=J; <50%=J/R 50-70%=J/UJ
19. Was a second source (ICV) verification analyzed after the ICAL? Were results 70-130%?	✓			A4AG2- 8/5/11 @1433, A4HP7 8/8/11 @1543	LCG Table 2 >130%=J; <50%=J/R 50-70%=J/UJ;
20. Was a CCV analyzed every 12 hours?	✓			A4AG2- 8/10/11 @1139, 1156 A4HP7 8/11/11 @1331	LCG Table 2
21. Was the percent difference (% D) for the CCCs ≤ 20%? (see Table 1) (% drift if regression fit model used)	✓				LCG Table 2
22. Were the minimum RFs for the SPCCs met? (see Table 2)	✓				LCG Table 2

Ravenna, OH Data Review Checklist

Project Number: 030240.0006 **SDG:** 240-2428 R0
Sample Event: July 2011 **Analysis:** SW846 8270C (including PAHs)
Data Reviewer/Date: Angye Dragotta/ September 21, 2011

Review Questions:	Yes	No	N/A	Comments	Qual/Criteria
23. Was the %Difference or %Drift ≤20% for all target analytes? OR was the average %D ≤20% with no individual analyte ≥30%D?	✓				LCG Table 2 Avg D>20% and D>30% =R; Avg %D<20% and D>30% =J D>30% (neg) = J/R D>30% (pos) = J
24. Were the internal standards added to every sample?	✓				LCG Table 2
25. Were the retention times for all IS compounds within ±30 seconds from the RT of the mid-point ICAL std?	✓				LCG Table 2 R
26. Did the areas of all IS compounds vary by no more than -50% to +100% from the ICAL EICP area?	✓				LCG Table 2 R
27. Was a method blank prepared and analyzed with each batch?	✓				LCG Table 2
28. Were all target analytes in the method blank <1/2 the MRL?	✓			Checked by ADR. .	LCG Table 2 <5/10x blank = B
29. Was a field blank collected and analyzed?	✓				
30. Were all target analytes in the field blank analysis <1/2 the MRL?	✓			Checked by ADR	<5/10x blank = B
31. Was a field duplicate analyzed?	✓				
32. Were the field duplicate RPDs ≤30%?	✓				QAPP Table 3-2 RPD >30=J
33. Was an LCS prepared and analyzed with each batch?	✓				LCG Table 2
34. Were the LCS recoveries within limits specified in LCG Appendix C?	✓			Checked by ADR	LCG Appendix C >UL=J; 30%-LL=J/UJ; <30%=J/R
35. Was a MS/MSD pair prepared with each batch?	✓				LCG Table 2
36. Was the MS/MSD parent a Ravenna sample?	✓			Matrix spike analyzed on sample FWGLL1mw-081c-1765-GW.	

Ravenna, OH Data Review Checklist

Project Number: 030240.0006 **SDG:** 240-2428 R0
Sample Event: July 2011 **Analysis:** SW846 8270C (including PAHs)
Data Reviewer/Date: Angye Dragotta/ September 21, 2011

Review Questions:	Yes	No	N/A	Comments	Qual/Criteria
37. Were MS/MSD recoveries 45-135% and RPD value ≤40%?	✓			Checked by ADR.	LCG Table 2 Pj
38. Were surrogate recoveries within 50-150%?		✓		Checked by ADR. • Samples FWGLL1mw-065c-1762-GW, FWGLL1mw-081c-1765-GW, FWGLL1mw-DUP1-1799-GW, FWGEQUIPRinse1-1805-GW, FWGLL1mw-080c-1764-GW and FWGLL1mw-083c-1767-GW had one or more acid surrogates that recovered below control limits. No qualifications were made for the acid surrogate outliers as all target analytes are base/neutral compounds. • The surrogate, 2-fluorobiphenyl, recovered below control limits at 47% for sample FWGEQUIPRinse1-1805-GW and at 49% for samples FWGLL1mw-080c-1764-GW and FWGLL1mw-082c-1766-GW. No qualifiers were applied, as LCG allows for one surrogate per fraction to be outside control limits without qualification. • 2-fluorobiphenyl recovered below control limits at 45% and nitrobenzene-d5 at 47% for sample FWGLL1mw-083c-1767-GW. The sample results for FWGLL1mw-083c-1767-GW were qualified as estimated, "J/UJ".	LCG Table 2 >150%=J; 10% -50%=J/UJ; <10%=J/R
39. Were reported sample concentrations within calibration range?	✓				
40. Were laboratory-generated Quality Control Exception Reports issued? If yes, summarize contents.		✓			
41. Were lab comments included in report? If yes, summarize contents.	✓				

References:
Louisville Chemistry Guidelines (LCG), USACE June 2002 version 5; Section I "Chemical Analysis Criteria" Table 2 and Attachment A "Data Validation Guidelines:
Final Quality Assurance Project Plan (QAPP) Addendum for the Facility-Wide Groundwater Monitoring Program Ravenna Army Ammunition Plant, Ravenna, OH, Portage Environmental September 2004

Project Number: 030240.0006
Sample Event: July 2011
Data Reviewer/Date: Angye Dragotta/ September 21, 2011

SDG: 240-2428 R0
Analysis: SW846 8270C (including PAHs)

Table 1: CCCs *(All analytes if CCCs not included in standard)*

Base / Neutral Compounds	Acid Compounds
Acenaphthalene	4-Chloro-3-methylphenol
1,4-Dichlorobenzene	2,4-Dichlorophenol
Hexachlorobutadiene	2-Nitrophenol
N-Nitrosodiphehylamine	Phenol
Di-n-octylphthalate	Pentachlorophenol
Fluoroanthene	2,4,6-Trichlorophenol
Benzo(a)pyrene	

Table 2: SPCCs

N-Nitroso-di-n-propylamine	0.050
Hexachlorocyclopentadiene	0.050
2,4-Dinitrophenol	0.050
4-Nitrophenol	0.050

Ravenna, OH Data Review Checklist

Project Number: 030240.0006
Sample Event: July 2011
Data Reviewer/Date: Angye Dragotta/ September 21, 2011

SDG: 240-2428-1 R0
Analysis: SW846 8081A

Review Questions:	Yes	No	N/A	Comments	Qual/Criteria
23. Was a MS/MSD pair prepared with each batch?	✓				LCG Table 4
24. Was the MS/MSD parent a Ravenna sample?	✓				
25. Were MS/MSD recoveries 50-150% and RPD ≤20%?	✓			The MSD analyzed on sample FWGLL1mw-081c-1765-GW recovered below control limits at 49%. The endosulfan II result for sample FWGLL1mw-081c-1765-GW was qualified as estimated, "UJ".	*Was QAPP Table 3-2, Pj*
26. Were surrogate recoveries 50-150%?		✓		For samples FWGLL1mw-081c-1765-GW, FWGLL1mw-085c-1769-GW, FWGLL1mw-082c-1766-GW and FWGLL1mw-065c-1762-GW, the surrogate, DCB, recovered below control limits of 50%, but above 10%. The sample results for FWGLL1mw-081c-1765-GW, FWGLL1mw-085c-1769-GW, FWGLL1mw-082c-1766-GW, FWGLL1mw-065c-1762-GW, were qualified as estimated, "J/UJ". Sample FWGLL1mw-083c-1767-GW had TCMX recover above 150% and sample FWGLL1mw-084c-1768-GW had TCMX recover above 150%, but below 50% for DCB. The sample results for FWGLL1mw-084c-1768-GW were qualified as estimated, "J/UJ", as a result of surrogate outliers.	LCG Table 4 >150%=J; 10% -50%=J/UJ; <10%=J/R
27. Was a field duplicate analyzed? Were the RPDs ≤30%?	✓				QAPP Table 3-2 RPD >30=J
28. Were all positive results verified by a second column confirmation? Were the RPD's ≤ 40?		✓		• Sample FWGLL1mw-080c-1764-GW had detected beta-BHC at 0.063ug/L, with a second column RPD of 180%. The beta BHC result for FWGLL1mw-080c-1764-GW was qualified as estimated, "J". • Sample FWGLL1mw-081c-1765-GW had detected beta-BHC at 0.0088ug/L and gamma-chlordane at 0.82ug/L. The beta-BHC confirmation column RPD was above limits at 115% and the second column confirmation for gamma chlordane was at 187%. The beta BHC and gamma chlordane results for FWGLL1mw-081c-1765-GW were qualified as estimated, "J". • Sample FWGLL1mw-084c-1768-GW had detected beta-BHC at 0.16ug/L and alpha-BHC at 0.12ug/L. The beta-BHC confirmation column RPD was above limits at 146% and the second column confirmation for alpha-BHC was at 41%. The alpha and beta BHC results for FWGLL1mw-084c-1768-GW were qualified as estimated, "J".	LCG Table 4 >40 RPD=J
29. Were reported sample concentrations within calibration range?	✓				
30. Were laboratory-generated Quality Control Exception Reports issued?		✓			
31. Were lab comments included in		✓			

Ravenna, OH Data Review Checklist

Project Number: 030240.0006
Sample Event: July 2011
Data Reviewer/Date: Angye Dragotta/ September 21, 2011

SDG: 240-2428-1 R0
Analysis: SW846 8081A

Review Questions:	Yes	No	N/A	Comments	Qual/Criteria
1. Did Chain-of-Custody information agree with laboratory report?	✓				
2. Were samples preserved properly and received in good condition?	✓				QAPP Table 4-2, NELAC
3. Were holding times met?	✓				QAPP Table 4-2 J/UJ/R
4. Were sample storage requirements met?	✓				QAPP Table 4-2
5. Were QAPP specified PQLs achieved?	✓				QAPP Table 3-5
6. Were all QAPP-specified target analytes reported?	✓				QAPP Table 3-5
7. Was a DDT standard analyzed every 12 hours? Was the DDT %breakdown < 15%?	✓				LCG Table 4 >15%=J/R
8. Was an endrin standard analyzed every 12 hours? Was endrin %breakdown <15%?	✓				LCG Table 4 >15%=J/R
9. Does the initial calibration curve consist of 5 concentration levels?		✓		Instrument A2HP3 8/12/11 stds = 0.005, 0.01, 0.025 , 0.050, 0.1 and 0.2 ng/uL on column Instrument A2HP3 8/12/11 (Tox) 4 levels only Toxaphene results for samples FWGLL1mw-081c-1765-GW, FWGLL1mw-085c-1769-GW, FWGLL1mw-082c-1766-GW, FWGLL1mw-065c-1762-GW, FWGLL1mw-080c-1764-GW, FWGLL1mw-DUP1-1799-GW and FWGEQUIPRinse1-1805-GW were qualified as unusable, "R".., stds = 0.50, 1.0, 2, 5 ng/uL on column Instrument A2HP9 8/12/11 stds = 0.005, 0.01, 0.025 , 0.050, 0.1 and 0.2 ng/uL on column Instrument A2HP9 8/12/11 (tox, chlordane) stds = 0.2, 0.50, 1.0, 2, 5 ng/uL on column	LCG Table 4 R
10. Were the %RSDs for each analyte ≤ 20%? OR was the average %RSD ≤ 20% with the r^2 >0.990?	✓			Instrument A2HP9 8/12/11- alpha and delta-BHC used linear fit with r=0.991	LCG Table 4 RSD>20% or r<0.99=J/R
11. Was a blank run prior to the initial calibration?			✓	No data provided to evaluate.	

Ravenna, OH Data Review Checklist

Project Number: 030240.0006
Sample Event: July 2011
Data Reviewer/Date: Angye Dragotta/ September 21, 2011

SDG: 240-2428-1 R0
Analysis: SW846 8081A

Review Questions:	Yes	No	N/A	Comments	Qual/Criteria
12. Was a MDL Level Verification performed once per quarter with all target analytes detected?	✓			Instrument A2HP9 3/15/11 *Instrument A2HP3 3/25/11*	LCG Table 4 R
13. Was a MRL Verification performed at the beginning and end of the sequence or every 12 hours with results 70-130%?		✓		The MRL analyzed 8/16/11 @ 1708 on A2HP3 had 4,4'-DDE recover below limits at 55% and 4,4'-DDT at 66%. No qualification was made as these outliers were on the second column CLP-2, which was used for confirmation only.	LCG Table 4 >130%=J; 65-70%%=J/UJ; <65%=J/R
14. Was a second source (ICV) verification analyzed after the ICAL? Were results 85-115%?	✓			Instrument A2HP9 8/12/11 @ 2246 Instrument A2HP3 8/13/11 @ 0046	LCG Table 4 >115%=J; 80-85%=J/UJ; <80%=J/R
15. Was a CCV run every 12 hours?	✓			Instrument A2HP9 8/18/11 @ 1843,8/19/11 @0040 tox 8/18/11 @ 1907, 8/19/11 @0526 chlordane 8/18/11 @ 1930 Instrument A2HP3 8/16/11 @ 1533,2145, 8/17/11@0324 tox 8/16/11 @ 1604, 8/17/11 @ 1405, chlordane 8/16/11 @ 1635	LCG Table 4
16. Was the %D for all target analytes ≤15%? OR was the average %D ≤ 15% with no individual analyte >30%?		✓		Instrument A2HP9 8/19/11 @0040- Column CLP2-Endosulfan sulfate recovered below limits with a %D of 300%. No qualification was made as CLP2 was used as confirmation. 8/19/11 @0526, tox recovered above control limits, but as there were no detected toxaphene concentrations bracketed by this CCV, no qualifications were made. Instrument A2HP3 The tox CCV analyzed 8/17/11 @ 1405, recovered above limits . No qualifications were made, as there were no detected toxaphene concentrations bracketed by this CCV	LCG Table 4 D>30% (neg) =J/R D>30% (pos) = J
17. Was a method blank prepared and analyzed with each batch?	✓				LCG Table 4
18. Were target analytes < ½ the MRL?	✓				LCG Table 4 <5x=B
19. Was a field blank collected and analyzed?	✓				
20. Were target analytes in the field blank analyses (equipment) <1/2 the MRL?	✓				<5x =B
21. Was an LCS prepared and analyzed with each batch?	✓				LCG Table 4
22. Were the LCS recoveries within limits specified in LCG Appendix C?	✓			Checked by ADR.	LCG Appendix C >UL=J; <30%=J/R 30%-LL=J/UJ;

Ravenna, OH Data Review Checklist

Project Number: 030240.0006
Sample Event: July 2011
Data Reviewer/Date: Angye Dragotta/ September 21, 2011

SDG: 240-2428-1 R0
Analysis: SW846 8081A

Review Questions:	Yes	No	N/A	Comments	Qual/Criteria
23. Was a MS/MSD pair prepared with each batch?	✓				LCG Table 4
24. Was the MS/MSD parent a Ravenna sample?	✓				
25. Were MS/MSD recoveries 50-150% and RPD ≤20%?	✓			The MSD analyzed on sample FWGLL1mw-081c-1765-GW recovered below control limits at 49%. The endosulfan II result for sample FWGLL1mw-081c-1765-GW was qualified as estimated, "UJ".	*Was QAPP Table 3-2*, Pj
26. Were surrogate recoveries 50-150%?		✓		For samples FWGLL1mw-081c-1765-GW, FWGLL1mw-085c-1769-GW, FWGLL1mw-082c-1766-GW and FWGLL1mw-065c-1762-GW, the surrogate, DCB, recovered below control limits of 50%, but above 10%. The sample results for FWGLL1mw-081c-1765-GW, FWGLL1mw-085c-1769-GW, FWGLL1mw-082c-1766-GW, FWGLL1mw-065c-1762-GW, were qualified as estimated, "J/UJ". Sample FWGLL1mw-083c-1767-GW had TCMX recover above 150% and sample FWGLL1mw-084c-1768-GW had TCMX recover above 150%, but below 50% for DCB. The sample results for FWGLL1mw-084c-1768-GW were qualified as estimated, "J/UJ", as a result of surrogate outliers.	LCG Table 4 >150%=J; 10% -50%=J/UJ; <10%=J/R
27. Was a field duplicate analyzed? Were the RPDs ≤30%?	✓				QAPP Table 3-2 RPD >30=J
28. Were all positive results verified by a second column confirmation? Were the RPD's ≤ 40?		✓		• Sample FWGLL1mw-080c-1764-GW had detected beta-BHC at 0.063ug/L, with a second column RPD of 180%. The beta BHC result for FWGLL1mw-080c-1764-GW was qualified as estimated, "J". • Sample FWGLL1mw-081c-1765-GW had detected beta-BHC at 0.0088ug/L and gamma-chlordane at 0.82ug/L. The beta-BHC confirmation column RPD was above limits at 115% and the second column confirmation for gamma chlordane was at 187%. The beta BHC and gamma chlordane results for FWGLL1mw-081c-1765-GW were qualified as estimated, "J". • Sample FWGLL1mw-084c-1768-GW had detected beta-BHC at 0.16ug/L and alpha-BHC at 0.12ug/L. The beta-BHC confirmation column RPD was above limits at 146% and the second column confirmation for alpha-BHC was at 41%. The alpha and beta BHC results for FWGLL1mw-084c-1768-GW were qualified as estimated, "J".	LCG Table 4 >40 RPD=J
29. Were reported sample concentrations within calibration range?	✓				
30. Were laboratory-generated Quality Control Exception Reports issued?		✓			

Ravenna, OH Data Review Checklist

Project Number: 030240.0006
Sample Event: July 2011
Data Reviewer/Date: Angye Dragotta/ September 21, 2011

SDG: 240-2428-1 R0
Analysis: SW846 8081A

Review Questions:	Yes	No	N/A	Comments	Qual/Criteria
31. Were lab comments included in report? If yes, summarize contents.		✓			

References:
Louisville Chemistry Guidelines (LCG), USACE June 2002 version 5; Section I "Chemical Analysis Criteria" Table 4 and Attachment A "Data Validation Guidelines:
Final Quality Assurance Project Plan (QAPP) Addendum for the Facility-Wide Groundwater Monitoring Program Ravenna Army Ammunition Plant, Ravenna, OH, Portage Environmental September 2004

Additional Comments

FORM III
PESTICIDES METHOD REPORTING LIMIT CHECK RECOVERY

8/12/11 @ 1708

Lab Name: TestAmerica North Canton Job No.: 240-2428-1

SDG No.:

Matrix: Water Level: Low Lab File ID: P3081609.D

Lab ID: MRL 240-12166/9 Client ID:

COMPOUND	SPIKE ADDED (ng/uL)	MRL CONCENTRATION (ng/uL)	MRL % REC	QC LIMITS REC	#
Aldrin	0.00500	0.00513	103	70-130	
Aldrin	0.00500	0.00426	85	70-130	
alpha-BHC	0.00500	0.00494	99	70-130	
alpha-BHC	0.00500	0.00389	78	70-130	
alpha-Chlordane	0.00500	0.00494	99	70-130	
alpha-Chlordane	0.00500	0.00412	82	70-130	
beta-BHC	0.00500	0.00511	102	70-130	
beta-BHC	0.00500	0.00426	85	70-130	
4,4'-DDD	0.00500	0.00364	73	70-130	
4,4'-DDD	0.00500	0.00274 J	55	70-130	^
4,4'-DDE	0.00500	0.00428	86	70-130	
4,4'-DDE	0.00500	0.00374	75	70-130	
4,4'-DDT	0.00500	0.00372	74	70-130	
4,4'-DDT	0.00500	0.00329	66	70-130	^
delta-BHC	0.00500	0.00434	87	70-130	
delta-BHC	0.00500	0.00354	71	70-130	
Dieldrin	0.00500	0.00457	91	70-130	
Dieldrin	0.00500	0.00394	79	70-130	
Endosulfan I	0.00500	0.00494	99	70-130	
Endosulfan I	0.00500	0.00402	80	70-130	
Endosulfan II	0.00500	0.00503	101	70-130	
Endosulfan II	0.00500	0.00419	84	70-130	
Endosulfan sulfate	0.00500	0.00459	92	70-130	
Endosulfan sulfate	0.00500	0.00390	78	70-130	
Endrin	0.00500	0.00465	93	70-130	
Endrin	0.00500	0.00391	78	70-130	
Endrin aldehyde	0.00500	0.00462	92	70-130	
Endrin aldehyde	0.00500	0.00404	81	70-130	
Endrin ketone	0.00500	0.00460	92	70-130	
Endrin ketone	0.00500	0.00384	77	70-130	
gamma-BHC (Lindane)	0.00500	0.00498	100	70-130	
gamma-BHC (Lindane)	0.00500	0.00408	82	70-130	
gamma-Chlordane	0.00500	0.00469	94	70-130	
gamma-Chlordane	0.00500	0.00395	79	70-130	
Heptachlor	0.00500	0.00506	101	70-130	
Heptachlor	0.00500	0.00428	86	70-130	
Heptachlor epoxide	0.00500	0.00506	101	70-130	
Heptachlor epoxide	0.00500	0.00423	85	70-130	
Methoxychlor	0.00500	0.00382 J	76	70-130	
Methoxychlor	0.00500	0.00359 J	72	70-130	

Column to be used to flag recovery and RPD values

FORM III 8081A

FORM X
IDENTIFICATION SUMMARY

Lab Name: TestAmerica North Canton Job No.: 240-2428-1

SDG No.:

Client Sample ID: FWGLL1mw-084C-1768-GW Lab Sample ID: 240-2428-11

Instrument ID (1): A2HP9 Instrument ID (2): A2HP9

Date Analyzed (1): 08/18/2011 21:07 Date Analyzed (2): 08/18/2011 21:07

GC Column (1): CLP-1 ID: 0.53(mm) GC Column (2): CLP-2 ID: 0.53(mm)

ANALYTE	COL	PEAK	RT	RT WINDOW		CONCENTRATION		RPD
				FROM	TO	PEAK	MEAN	
alpha-BHC	1		4.64	4.62	4.68	0.12		40.6
	2		5.64	5.63	5.69	0.18		
beta-BHC	1		5.26	5.22	5.28	0.16		146.2
	2		6.64	6.60	6.66	1.1		

FORM X
IDENTIFICATION SUMMARY

Lab Name: TestAmerica North Canton Job No.: 240-2428-1

SDG No.:

Client Sample ID: FWGLL1mw-081C-1765-GW Lab Sample ID: 240-2428-2

Instrument ID (1): A2HP3 Instrument ID (2): A2HP3

Date Analyzed (1): 08/16/2011 18:42 Date Analyzed (2): 08/16/2011 18:42

GC Column (1): CLP-1 ID: 0.53(mm) GC Column (2): CLP-2 ID: 0.53(mm)

ANALYTE	COL	PEAK	RT	RT WINDOW		CONCENTRATION		RPD
				FROM	TO	PEAK	MEAN	
beta-BHC	1		6.56	6.52	6.58	0.0088		115.4
	2		7.54	7.52	7.58	0.033		
gamma-Chlordane	1		9.25	9.21	9.27	0.82		187.4
	2		10.44	10.43	10.49	0.027		

FORM X
IDENTIFICATION SUMMARY

Lab Name: TestAmerica North Canton Job No.: 240-2428-1

SDG No.:

Client Sample ID: FWGLL1mw-080C-1764-GW Lab Sample ID: 240-2428-19

Instrument ID (1): A2HP3 Instrument ID (2): A2HP3

Date Analyzed (1): 08/17/2011 01:21 Date Analyzed (2): 08/17/2011 01:21

GC Column (1): CLP-1 ID: 0.53(mm) GC Column (2): CLP-2 ID: 0.53(mm)

ANALYTE	COL	PEAK	RT	RT WINDOW		CONCENTRATION		RPD
				FROM	TO	PEAK	MEAN	
beta-BHC	1		6.54	6.52	6.58	0.063		180.2
	2		7.53	7.52	7.58	1.2		

FORM VII
PESTICIDES CONTINUING CALIBRATION DATA

Lab Name: TestAmerica North Canton Job No.: 240-2428-1

SDG No.:

Lab Sample ID: CCV 240-12166/29 Calibration Date: 08/17/2011 03:24

Instrument ID: A2HP3 Calib Start Date: 08/12/2011 21:44

GC Column: CLP-1 ID: 0.53(mm) Calib End Date: 08/13/2011 00:17

Lab File ID: P3081629.D Conc. Units: ng/uL

ANALYTE	CURVE TYPE	AVE CF	CF	MIN CF	CALC AMOUNT	SPIKE AMOUNT	%D	MAX %D
alpha-BHC	Ave	313163388	357219000		0.0285	0.0250	14.1	15.0
gamma-BHC (Lindane)	Ave	265536127	275236080		0.0259	0.0250	3.7	15.0
beta-BHC	Ave	134780557	139837200		0.0259	0.0250	3.8	15.0
delta-BHC	Ave	296082538	273925480		0.0231	0.0250	-7.5	15.0
Heptachlor	Ave	256603877	244545600		0.0238	0.0250	-4.7	15.0
Aldrin	Ave	305531470	355694280		0.0291	0.0250	16.4*	15.0
Heptachlor epoxide	Ave	262848079	276340880		0.0263	0.0250	5.1	15.0
gamma-Chlordane	Ave	271963653	262090080		0.0241	0.0250	-3.6	15.0
alpha-Chlordane	Ave	282350846	286483800		0.0254	0.0250	1.5	15.0
Endosulfan I	Ave	252108468	241282240		0.0239	0.0250	-4.3	15.0
4,4'-DDE	Ave	310703110	295891480		0.0238	0.0250	-4.8	15.0
Dieldrin	Ave	280149121	271559200		0.0242	0.0250	-3.1	15.0
Endrin	Ave	270489841	251135200		0.0232	0.0250	-7.2	15.0
4,4'-DDD	Ave	211695197	178524720		0.0211	0.0250	-15.7*	15.0
Endosulfan II	Ave	308783859	233944160		0.0189	0.0250	-24.2*	15.0
4,4'-DDT	Ave	255991846	190993880		0.0187	0.0250	-25.4*	15.0
Endrin aldehyde	Ave	242616260	189846440		0.0196	0.0250	-21.8*	15.0
Methoxychlor	Ave	136978528	115007040		0.0210	0.0250	-16.0*	15.0
Endosulfan sulfate	Ave	269325384	214220480		0.0199	0.0250	-20.5*	15.0
Endrin ketone	Ave	332292737	258336040		0.0194	0.0250	-22.3*	15.0
Tetrachloro-m-xylene	Ave	289600097	329038440		0.0284	0.0250	13.6	15.0
DCB Decachlorobiphenyl	Ave	347828851	279844600		0.0201	0.0250	-19.5*	15.0

AVG -0.472

A2HP3
CEV 8/17/11
0324

14.1
3.7
3.8
-7.5
-4.7
16.4
5.1
-3.6
1.5
-4.3
-4.8
-3.1
-7.2
-15.7
-24.2
-25.4
-21.8
-16
-20.5
-22.3
13.6
-19.5
-6.47273 avg

Ravenna, OH Data Review Checklist

Project Number: 030240.0006
Sample Event: April 2011
Data Reviewer/Date: Angye Dragotta/ September 22, 2011

SDG: 240-2428-1 R0
Analysis: SW846 6010B/6020

Review Questions:	Yes	No	N/A	Comments	Qual/Criteria
1. Did Chain-of-Custody information agree with laboratory report?	✓				
2. Were samples preserved properly and received in good condition?	✓				QAPP Table 4-2
3. Were holding times met?	✓				QAPP Table 4-2 J/UJ/R
4. Were sample storage requirements met?	✓				QAPP Table 4-2
5. Were QAPP specified RLs achieved?	✓				QAPP Table 3-8
6. Were all QAPP-specified target analytes reported?	✓				QAPP Table 3-8
7. Did the initial calibration curve range include 3 standards and a blank?	✓				LCG Table 7 R
8. Was the ICAL performed daily?	✓				LCG Table 7 R
9. Was the correlation coefficient r≥0.995 for each analyte?	✓				LCG Table 7 R<0.995=J/R
10. Was a MDL Level Verification performed once per quarter with all target analytes detected?	✓			2/8/11 (I5) 2/9/11 (I8)	LCG Table 7 R
11. Was a MRL Level Verification performed at the beginning of the daily sequence? Were results 70-130%?	✓				LCG Table 7 >130%=J; 65-70%=J/UJ; <65%=J/R
12. Was the ICV (second source verification) analyzed after the ICAL?	✓				LCG Table 7
13. Were all analytes within 90-110% in the ICV?	✓				LCG Table 7 J>110%=J; 90-85%=J/UJ; <85%=J/R
14. Was the ICB analyzed after the ICV with results <1/2 the MRL?		✓		ICP The ICB analyzed 8/16/11 had potassium detected at 151ug/L. The potassium result for sampleFWGEQUIPRinse1-1805-GW was qualified "U" as the detected concentration was <5x the potassium contamination. ICPMS The ICB analyzed 8/23/11/11 had thallium detected at 0.319ug/L. The thallium results	LCG Table 7 < 5x = U

Project Number: 030240.0006
Sample Event: April 2011
Data Reviewer/Date: Angye Dragotta/ September 22, 2011

SDG: 240-2428-1 R0
Analysis: SW846 6010B/6020

Review Questions:	Yes	No	N/A	Comments	Qual/Criteria
				for samples FWGLL1mw-081c-1765-GF, FWGLL1mw-083c-1767-GF, FWGLL1mw-085c-1769-GF, FWGLL1mw-082c-1766-GF, FWGLL1mw-084c-1768-GF, FWGEQUIPRinse1-1805-GW, FWGLL1mw-065c-1762-GF, FWGLL1mw-DUP1-1799-GF and FWGLL1mw-080c-1764-GF was qualified "U" as the detected concentrations were <5x the thallium contamination. No qualifications were made for ICP or ICPMS due to negative blanks greater than ½ MRL, since the LCG doesn't specifically address negative blank values.	
15. Were CCVs analyzed every 10 samples and at the end of the analytical sequence?	✓				LCG Table 7
16. Were CCV results within 90 to 110%?	✓				LCG Table 7 >110%=J, <85%=J/R 90-85%=J/UJ;
17. Were the CCBs run every 10 samples and at the end of the analytical sequence? Were results <1/2 the MRL?		✓		ICP The CCBs analyzed 8/16/11 had potassium detected from 151ug/L to 170ug/L and vanadium at 0.745ug/L. The potassium result for sampleFWGEQUIPRinse1-1805-GW was qualified "U" as the detected concentration was <5x the potassium contamination. No qualifications were made vanadium contamination as there were no detected vanadium concentration reported that were bracketed by the outlier CCB ICPMS The CCBs analyzed 8/23/11 had detected thallium from 0.309ug/L to 0.398ug/L, sodium from 7.43ug/L to 14.1ug/L and antimony from 0.136ug/L to 0.139ug/L. No additional qualifications were made for thallium other than those made for the ICB contamination. The antimony results for samples FWGLL1mw-081c-1765-GF, FWGLL1mw-083c-1767-GF were qualified "U" as the detected concentrations were <5x the antimony contamination. There were no detected sodium concentrations reported < 5x the detected contamination, so no qualifications were made for sodium. No qualifications were made for ICP or ICPMS due to negative blanks greater than ½ MRL, since the LCG doesn't specifically address negative blank values.	LCG Table 7 <5x = U
18. Was an Interelement Check Standard run at the beginning of the analytical sequence?	✓				LCG Table 7
19. Was the ICS recovery within 80 to 120% of true value for each element of interest?	✓				LCG Table 7 >120%=J; 50-79%=J/UJ; <50%=Pj/R
21. Was a method blank prepared and analyzed with each batch?	✓				LCG Table 7

Ravenna, OH Data Review Checklist

Project Number: 030240.0006
Sample Event: April 2011
Data Reviewer/Date: Angye Dragotta/ September 22, 2011

SDG: 240-2428-1 R0
Analysis: SW846 6010B/6020

Review Questions:	Yes	No	N/A	Comments	Qual/Criteria
22. Were target analytes <1/2 the MRL in the method blank?	✓			ADR checked section; ICP-The method blank had potassium detected at 158ug/L. The potassium result for sample FWGEQUIPRinse1-1805-GW was qualified, "B". ICPMS- The method blank had thallium detected at 0.198ug/L and sodium at 15.8ug/L. The sodium results for sample FWGEQUIPRinse1-1805-GW was qualified, "B". The thallium results for samples FWGLL1mw-083c-1767-GF, FWGLL1mw-085c-1769-GF, FWGLL1mw-082c-1766-GF, FWGLL1mw-084c-1768-GF, FWGEQUIPRinse1-1805-GW, FWGLL1mw-065c-1762-GF, FWGLL1mw-DUP1-1799-GF and FWGLL1mw-080c-1764-GF were qualified, "B".	LCG Table 7 <5x = B
23. Was a field blank collected and analyzed?	✓				
24. Were target analytes reported in the field blank analyses >1/2 the MRL?	✓			ADR checked section; ICPMS-The equipment rinse, FWGEUIPRinse1-1805-GW had sodium detected at 8.3ug/L and thallium detected at 0.18ug/L. The thallium results for samples FWGLL1mw-083c-1767-GF, FWGLL1mw-085c-1769-GF, FWGLL1mw-082c-1766-GF, FWGLL1mw-084c-1768-GF, FWGLL1mw-065c-1762-GF, FWGLL1mw-DUP1-1799-GF and FWGLL1mw-080c-1764-GF were qualified, "B".	<5x=B
25. Was a LCS prepared and analyzed with each batch?	✓				LCG Table 7
26. Were the LCS recoveries within limits specified in LCG Appendix C?	✓			Checked by ADR.	LCG Appendix C >UL=J; <60%=J/R 60%-LL= J/UJ;
27. Was a MS prepared with each batch?	✓				LCG Table 7
28. Was the MS and Lab Duplicate parent a Ravenna sample?	✓				
29. Were the MS recoveries within 75-125%?	✓				LCG Table 7 >125% = J 30% - 75% = J/UJ <30% = J/R
30. Was the lab sample duplicate RPD ≤20%?		✓		Checked by ADR. The lab duplicate analyzed on sample FWGLL1mw-081c-1765-GF was above control limits at 103%. The thallium results for samples FWGLL1mw-083c-1767-GF, FWGLL1mw-085c-1769-GF, FWGLL1mw-082c-1766-GF, FWGLL1mw-084c-1768-GF, FWGEQUIPRinse1-1805-GW, FWGLL1mw-065c-1762-GF, FWGLL1mw-DUP1-1799-GF and FWGLL1mw-080c-1764-GF were qualified estimated, "J".	LCG Table 7 >20% = J
31. Was a Post Digestion Spike analyzed as needed? Were results within 75-125%?			✓	Matrix spike recoveries were within control limits.	LCG Table 7 >125%=J; 30-75%=J/UJ; <30%=R

Ravenna, OH Data Review Checklist

Project Number: 030240.0006
Sample Event: April 2011
Data Reviewer/Date: Angye Dragotta/ September 22, 2011

SDG: 240-2428-1 R0
Analysis: SW846 6010B/6020

Review Questions:	Yes	No	N/A	Comments	Qual/Criteria
32. Was a serial dilution performed as needed?	✓				
33. Was the 4 fold dilution within ± 10% of the original result?	✓				LCG Table 7 >10%=J
34. Was a field duplicate analyzed? Were the RPDs ± 30%?	✓				QAPP Table 3-2 >30% = J
35. Were sample concentrations within calibration range?	✓				
36. Were laboratory-generated Quality Control Exception Reports issued? If yes, summarize contents.		✓			
37. Were lab comments included in report? If yes, summarize contents.	✓			See narrative.	

References:
Louisville Chemistry Guidelines (LCG), USACE June 2002 version 5; Section I "Chemical Analysis Criteria" Table 7 and Attachment A "Data Validation Guidelines:
Final Quality Assurance Project Plan (QAPP) Addendum for the Facility-Wide Groundwater Monitoring Program Ravenna Army Ammunition Plant, Ravenna, OH, Portage Environmental September 2004

Ravenna, OH Data Review Checklist

Project Number: 030240.0006 **SDG:** 240-2428-1 R0
Sample Event: April 2011 **Analysis:** SW846 7470A
Data Reviewer/Date: Angye Dragotta/ September 22, 2011

Review Questions:	Yes	No	N/A	Comments	Qual/Criteria
1. Did Chain-of-Custody information agree with laboratory report?	✓				
2. Were samples preserved properly and received in good condition?	✓				QAPP Table 4-2
3. Were holding times met?	✓				QAPP Table 4-2 J/UJ/R
4. Were sample storage requirements met?	✓				QAPP Table 4-2
5. Were QAPP specified RLs achieved?	✓				QAPP Table 3.8
6. Were all QAPP-specified target analytes reported?	✓				QAPP Table 3-8
7. Did the initial calibration curve range include 5 standards and a blank?	✓				LCG Table 9 R
8. Was the correlation coefficient ≥ 0.995 for Hg?	✓				LCG Table 9 R<0.995=J/R
9. Was a MDL Level Verification performed once per quarter with all target analytes detected?	✓			2/8/11	LCG Table 9 R
10. Was a MRL Level Verification performed at the beginning of every daily analytical sequence with 70-130%?	✓				LCG Table 9 >130%=J; 70-65%=J/UJ; <65%=J/R
11. Was the ICV analyzed after the ICAL but before samples with recoveries between 80-120%?	✓				LCG Table 9 >120%=J; 80-75%=J/UJ; <75%=J/R
12. Was the ICB analyzed after the ICAL with results <1/2 the MRL?	✓			No qualifications were made due to negative blanks greater than ½ MRL, since the LCG doesn't specifically address negative blank values.	LCG Table 9 <5x = U
13. Were the CCVs analyzed every 10 samples and at the end of the analytical sequence?	✓				LCG Table 9
14. Were CCV results within 80 to 120%?	✓				LCG Table 9 >120%=J; 80-75%=J/UJ; <75%=J/R

Project Number: 030240.0006
Sample Event: April 2011
Data Reviewer/Date: Angye Dragotta/ September 22, 2011

SDG: 240-2428-1 R0
Analysis: SW846 7470A

Review Questions:	Yes	No	N/A	Comments	Qual/Criteria
15. Were the CCBs analyzed every 10 samples and at the end of the analytical sequence? Were results <1/2 the MRL?	✓			No qualifications were made for due to negative blanks greater than ½ MRL, since the LCG doesn't specifically address negative blank values.	LCG Table 9 <5x = U
16. Was a method blank prepared and analyzed with each batch?	✓				LCG Table 9
17. Were target analytes detected in the method blank <1/2 the MRL?	✓				LCG Table 9 <5x = B
18. Was a field blank collected and analyzed?	✓				
19. Were target analytes reported in the field blank analyses at <1/2 the MRL?	✓				<5x=B
20. Was a LCS prepared and analyzed with each batch?	✓				LCG Table 9
21. Were the LCS recoveries within 80-120%?	✓			Checked by ADR.	LCG Table 9 J>120%=J; 50-79%=J/UJ; <50%=R
22. Was a MS prepared with each batch?	✓				LCG Table 9
23. Was the MS and Lab Duplicate parent sample a Ravenna sample?	✓				
24. Were the MS recoveries within 80-120%?	✓			Checked by ADR.	LCG Table 9 >125% = J 30% - 75% = J/UJ <30% = J/R
25. Was the Matrix Duplicate RPD ± 20%?	✓			Checked by ADR.	LCG Table 9 >20% = J
26. Was a field duplicate analyzed? Were the RPDs ± 30%?	✓				QAPP Table 3-2
27. Were sample concentrations within calibration range?	✓				
28. Were laboratory-generated Quality Control Exception Reports issued? If yes, summarize contents.		✓			

Ravenna, OH Data Review Checklist

Project Number: 030240.0006
Sample Event: April 2011
Data Reviewer/Date: Angye Dragotta/ September 22, 2011

SDG: 240-2428-1 R0
Analysis: SW846 7470A

Review Questions:	Yes	No	N/A	Comments	Qual/Criteria
29. Were lab comments included in report? If yes, summarize contents.		✓			

References:

Louisville Chemistry Guidelines (LCG), USACE June 2002 version 5; Section I "Chemical Analysis Criteria" Table 9 and Attachment A "Data Validation Guidelines:

Final Quality Assurance Project Plan (QAPP) Addendum for the Facility-Wide Groundwater Monitoring Program Ravenna Army Ammunition Plant, Ravenna, OH, Portage Environmental September 2004

Additional Comments:

3-IN
INSTRUMENT BLANKS
METALS

Lab Name: TestAmerica North Canton Job No.: 240-2428-1

SDG No.:

Concentration Units: ug/L

Analyte	RL	ICB 240-13124/6 08/23/2011 09:13		CCB 240-13124/11 08/23/2011 09:42		CCB 240-13124/23 08/23/2011 10:55		CCB 240-13124/35 08/23/2011 11:59	
		Found	C	Found	C	Found	C	Found	C
Aluminum	50	50	U	50	U	50	U	50	U
Antimony	2.0	2.0	U	0.136	J	0.139	J	2.0	U
Beryllium	1.0	1.0	U	1.0	U	1.0	U	1.0	U
Cadmium	0.50	0.50	U	0.50	U	0.50	U	0.50	U
Iron	50	50	U	50	U	50	U	50	U
Sodium	1000	1000	U	7.43	J	13.0	J	14.1	J
Thallium	1.0	0.319	J	0.362	J	0.398	J	0.309	J
Zinc	10	10	U	10	U	10	U	10	U

ICB
Tl < 1.595
U LL1-81
LL1-83
-85
-82
84
Rinse -25
Prep1
-80

CCB
80 < 0.195
LL1-81
-83

Italicized analytes were not requested for this sequence.

FORM III-IN

6-IN
DUPLICATES
METALS - TOTAL RECOVERABLE

Client ID: FWGLL1mw-081C-1765-GF DU
Lab ID: 240-2428-3 DU
Lab Name: TestAmerica North Canton
Job No.: 240-2428-1
SDG No.:
% Solids for Sample:
% Solids for Duplicate:
Matrix: Water
Concentration Units: ug/L

Analyte	Control Limit	Sample (S)	C	Duplicate (D)	C	RPD	Q	Method
Silver	5.0	5.0	U	5.0	U	NC		6010B
Arsenic	5.0	3.2	J	5.0	U	NC		6010B
Barium	10	18		17.7		0.100		6010B
Calcium	1000	60000		59900		0.500		6010B
Cobalt	5.0	4.7	J	4.71	J	0.400		6010B
Chromium	5.0	5.0	U	5.0	U	NC		6010B
Copper	5.0	5.0	U	5.0	U	NC		6010B
Potassium	1000	2100		2100		0.800		6010B
Magnesium	1000	13000		12400		0.800		6010B
Manganese	10	2000		1980		0.020 0		6010B
Nickel	10	7.9	J	8.21	J	3.00		6010B
Lead	3.0	3.0	U	3.0	U	NC		6010B
Selenium	5.0	5.0	U	5.0	U	NC		6010B
Vanadium	10	0.82	J	10	U	NC		6010B
Aluminum	50	25	J	30.5	J	20.0		6020
Beryllium	1.0	1.0	U	1.0	U	NC		6020
Cadmium	0.50	0.50	U	0.50	U	NC		6020
Iron	50	3100		3150		1.00		6020
Antimony	2.0	0.18	J	2.0	U	NC		6020
Thallium	1.0	1.1		0.366	J	103		6020
Zinc	10	31		29.6		6.00		6020
Sodium	1000	1800		1820		0.900		6020

Calculations are performed before rounding to avoid round-off errors in calculated results.

FORM VI-IN

3-IN
INSTRUMENT BLANKS
METALS

Lab Name: TestAmerica North Canton Job No.: 240-2428-1

SDG No.:

Concentration Units: ug/L

Analyte	RL	ICBIS 240-12336/8 08/16/2011 09:07		CCB 240-12336/14 08/16/2011 09:42		CCB 240-12336/26 08/16/2011 10:52		CCB 240-12336/38 08/16/2011 12:02	
		Found	C	Found	C	Found	C	Found	C
Arsenic	5.0	5.0	U	5.0	U	5.0	U	5.0	U
Barium	10	10	U	10	U	10	U	10	U
Calcium	1000	1000	U	1000	U	1000	U	1000	U
Chromium	5.0	5.0	U	5.0	U	5.0	U	5.0	U
Cobalt	5.0	5.0	U	5.0	U	5.0	U	5.0	U
Copper	5.0	5.0	U	5.0	U	5.0	U	5.0	U
Lead	3.0	3.0	U	3.0	U	3.0	U	3.0	U
Magnesium	1000	1000	U	1000	U	1000	U	1000	U
Manganese	10	10	U	10	U	10	U	10	U
Nickel	10	10	U	10	U	10	U	10	U
Potassium	1000	~~151~~	J	~~151~~	J	~~156~~	J	~~156~~	J
Selenium	5.0	5.0	U	5.0	U	5.0	U	5.0	U
Silver	5.0	5.0	U	5.0	U	5.0	U	5.0	U
Vanadium	10	10	U	10	U	10	U	~~0.745~~	J

Vanadium
~~LO~~ <3.725
NQ
K < 850 µg/L
FWG EQUIP Rinse 1-1805-GW

Italicized analytes were not requested for this sequence.

Ravenna, OH Data Review Checklist

Project Number: 030240.0006
Sample Event: July 2011
Data Reviewer/Date: Angye Dragotta/ September 22, 2011

SDG: 240-2428-1 R0
Analysis: SW846 7196A

Review Questions:	Yes	No	N/A	Comments	QUAL/Criteria
1. Did Chain-of-Custody information agree with laboratory report?	✓				
2. Were samples preserved properly and received in good condition?	✓				
3. Were holding times met?	✓				J/UJ/R
4. Were sample storage requirements met?	✓				
5. Does the initial calibration curve consist of at least 3 standards and one blank?	✓				
6. Was a MRL Level Verification performed at the beginning of every daily sequence? Were results within 70-130%?		✓		MRL check not analyzed, however not required by the lab and LCG does not address hexavalent chromium analysis. Sample results qualified as estimated, "UJ".	>130%=J; 65-70%=J/UJ; <65%=J/R
7. Was the ICB analyzed after the ICV with results <1/2 the MRL?	✓				< 5x = U
8. Was a CCV run at the beginning and end of the analytical sequence?	✓				
9. Were the CCV results 90-110%?	✓				>110%=J; <90%=J/UJ;
10. Was a method blank prepared and analyzed with each batch?	✓				
11. Were target analytes detected in the method blank?		✓		Checked by ADR.	LCG Table 10 <5x=B
12. Was a field blank collected and analyzed?	✓				
13. Were target analytes in the field blank analyses <1/2 the MRL?	✓				<5x=B
14. Was a field duplicate analyzed? Were the RPDs ≤30%?	✓			Checked by ADR.	>30% = J
15. Was an LCS prepared and analyzed with each batch?	✓				
16. Were the LCS recoveries within lab limits%?	✓			Checked by ADR.	>UL=J; <LL=J/UJ;
17. Was a MS prepared once per every 10 samples?	✓				LCG Table 10

Ravenna, OH Data Review Checklist

Project Number: 030240.0006
Sample Event: July 2011
Data Reviewer/Date: Angye Dragotta/ September 22, 2011

SDG: 240-2428-1 R0
Analysis: SW846 7196A

Review Questions:	Yes	No	N/A	Comments	QUAL/Criteria
18. Was the MS parent a Ravenna sample?	✓				
19. Were MS recoveries within lab limits%?	✓				>UL=J; <LL=J/UJ;
20. Were reported sample concentrations within calibration range?	✓				
21. Were laboratory-generated Quality Control Exception Reports issued?		✓			
22. Were lab comments included in report? If yes, summarize contents.	✓				

References: Louisville Chemistry Guidelines (LCG), USACE June 2002 version 5; Section I "Chemical Analysis Criteria" Table 10 and Attachment A "Data Validation Guidelines: Final Quality Assurance Project Plan (QAPP) Addendum for the Facility-Wide Groundwater Monitoring Program Ravenna Army Ammunition Plant, Ravenna, OH, Portage Environmental September 2004

Ravenna, OH Data Review Checklist

Project Number: 030240.0006
Sample Event: July 2011
Data Reviewer/Date: Angye Dragotta/ September 22, 2011

SDG: 240-2428-1 R0
Analysis: SW846 8330 Explosives

Review Questions:	Yes	No	N/A	Comments	QUAL/Criteria
1. Did Chain-of-Custody information agree with laboratory report?	✓				
2. Were samples preserved properly and received in good condition?	✓				QAPP Table 4-2
3. Were holding times met?	✓				QAPP Table 4-2 J/UJ/R
4. Were sample storage requirements met?	✓				QAPP Table 4-2
5. Were QAPP specified PQLs achieved?	✓				QAPP Tale 3-7
6. Were all QAPP-specified target analytes reported?	✓				QAPP Table 3-7
7. Was a MDL Level Verification analyzed once per quarter with all target analytes detected?	✓			8/12/2011 LC10 8/13/2011 LC12	LCG Table 5 R
8. Was a MRL Level verification run at the beginning and end of every daily sequence or every 12 hours? Was the %D < 30%?		✓		LC12- the following outliers were noted: • The MRL analyzed 8/13/11 @0249 recovered above control limits with a %D 37% for 3-nitrotoluene • The MRL analyzed 8/13/11 @1238 recovered above control limits with a %D of 59% for RDX and 43% for 2,4-dinitrotoluene. No qualifications were made for the MRL outliers as LC12 was used for confirmation only.	LCG Table 5 >30%=J
9. Does the initial calibration curve consist of 5 concentration levels? (6 stds for quadratic curves)	✓			LC10 7/23/11 LC12 8/8/2011 - 2-nitrotoluene co eluted with 4-nitrotoluene. LC12 is not used for quantitation of 2-nitrotoluene, so no qualification was made.	STL SOP Section 10.2, LCG R
10. Were all target analytes %RSD ≤ 20%? OR was the average RSD ≤ 20%?	✓				LCG Table 5 >20% RSD=J/R
11. If a linear regression curve was used, was the correlation coefficient r≥0.995? (0.990 for Quadratic curve).			✓		STL SOP Section 10.4, LCG R<0.99=-J/R
12. Was a second source verification (ICV) analyzed after the ICAL and all analytes 85-115%?	✓			LC10 7/23/11 @0101 LC12 8/9/11 @0315	STL SOP Section 9.9 >115%=J; 80-85%=J/UJ; <80%=J/R
13. Was a CCV run at least every 10 samples and at the end of the analytical run?	✓				STL SOP Section 10.9
14. Was the average %D (difference or drift) for all target analytes < 15%?	✓				LCG Table 5 D>15% (neg) = J/R D>15% (pos) = J
15. Was a method blank prepared and analyzed	✓			Due to excessive particulates, samples FWGLL1mw-081c-1765-GW and	LCG Attachment A

Ravenna, OH Data Review Checklist

Project Number: 030240.0006
Sample Event: July 2011
Data Reviewer/Date: Angye Dragotta/ September 22, 2011

SDG: 240-2428-1 R0
Analysis: SW846 8330 Explosives

Review Questions:	Yes	No	N/A	Comments	QUAL/Criteria
with each batch?				FWGLL1mw-082c-1766-GW required filtration. A filter blank was prepared and analyzed with no detected results..	Section 5.6
16. Were target analytes in the method blank <1/2 the MRL?	✓			Checked by ADR.	LCG Table 5 <5x = B
17. Was a field blank collected and analyzed?	✓				
18. Were target analytes in the field blank analyses < ½ the MRL?		✓		Checked by ADR. 1,3,5-trinitrobenzene was detected in FWGEQUIPRinse1-1805-GW at 0.048ug/L. No qualifications were made as there were no reported 1,3,5-trinitrobenzene results <5x contamination.	<5x=B
19. Was a field duplicate analyzed? Were the RPDs ≤30%?	✓				QAPP Table 3-2 RPD >30=J
20. Were all positive results confirmed with a second column confirmation? Were the RPDs ≤ 40%?		✓		The confirmation column RPD was above control limits for 1,3-dinitrotoluene and HMX in sample FWGLL1mw-083c-1767-GW, HMX for sample FWGLL1mw-084c-1768-GW and 1,3,5-trinitrobenzene for sample FWGLL1mw-080c-1764-GW. The results with confirmation column RPD outliers were qualified as estimated, "J".	LCG Table 5 RPD>40%=J
21. Was an LCS prepared and analyzed with each batch?	✓				STL SOP Section 9.6
22. Were the LCS recoveries within limits specified in LCG Appendix C?	✓			Checked by ADR.	LCG Appendix C <UL=J; 30-LL=J/UJ; <30%=J/R
23. Was a MS/MSD pair prepared with each batch?	✓				STL SOP Section 9.7
24. Was the MS/MSD parent a Ravenna sample?	✓			FWGLL1mw-081c-1765-GW	
25. Were MS/MSD recoveries 40-140% and RPD ≤20%?		✓		The 2-amino-4,6-dinitrotoluene MSD recovered below control limits at 44%. The MS and MSD recovered below control limits for 4-amino-2,6-dinitrotoluene at 39% and 27% and for RDX at 33% and 36%, respectively. The RDX, 2-amino-4,6-dinitrotoluene and 4-amino-2,6-dinitrotoluene result for sample FWGLL1mw-081c-1765-GW was qualified as estimated. "J".	QAPP Table 3-2 Pj
27. Were reported sample concentrations within calibration range?	✓				
28. Were lab comments included in report? If yes, summarize contents.	✓			See narrative.	

References: Louisville Chemistry Guidelines (LCG), USACE June 2002 version 5; Section I "Chemical Analysis Criteria" Table 5 and Attachment A "Data Validation Guidelines,Final Quality Assurance Project Plan (QAPP) Addendum for the Facility-Wide Groundwater Monitoring Program Ravenna Army Ammunition Plant, Ravenna, OH, Portage Environmental September 2004 ,STL SOP SAC-LC-0009 Rev. 2.0- Determination of Nitroaromatic, Nitramines, and Specialty Explosives Based on Method 8330, SW-846.

Ravenna, OH Data Review Checklist

Project Number: 030240.0006
Sample Event: July 2011
Data Reviewer/Date: Angye Dragotta/ September 22, 2011

SDG: 240-2428-1 R0
Analysis: SW846 8330 Explosives

Review Questions:	Yes	No	N/A	Comments	QUAL/Criteria
with each batch?				FWGLL1mw-082c-1766-GW required filtration. A filter blank was prepared and analyzed with no detected results..	Section 5.6
16. Were target analytes in the method blank <1/2 the MRL?	✓			Checked by ADR.	LCG Table 5 <5x = B
17. Was a field blank collected and analyzed?	✓				
18. Were target analytes in the field blank analyses < ½ the MRL?		✓		Checked by ADR. 1,3,5-trinitrobenzene was detected in FWGEQUIPRinse1-1805-GW at 0.048ug/L. No qualifications were made as there were no reported 1,3,5-trinitrobenzene results <5x contamination.	<5x=B
19. Was a field duplicate analyzed? Were the RPDs ≤30%?	✓				QAPP Table 3-2 RPD >30=J
20. Were all positive results confirmed with a second column confirmation? Were the RPDs ≤ 40%?		✓		The confirmation column RPD was above control limits for 1,3-dinitrobenzene and HMX in sample FWGLL1mw-083c-1767-GW, HMX for sample FWGLL1mw-084c-1768-GW and 1,3,5-trinitrobenzene for sample FWGLL1mw-080c-1764-GW. The results with confirmation column RPD outliers were qualified as estimated, "J".	LCG Table 5 RPD>40%=J
21. Was an LCS prepared and analyzed with each batch?	✓				STL SOP Section 9.6
22. Were the LCS recoveries within limits specified in LCG Appendix C?	✓			Checked by ADR.	LCG Appendix C <UL=J; 30-LL=J/UJ; <30%=J/R
23. Was a MS/MSD pair prepared with each batch?	✓				STL SOP Section 9.7
24. Was the MS/MSD parent a Ravenna sample?	✓			FWGLL1mw-081c-1765-GW	
25. Were MS/MSD recoveries 40-140% and RPD ≤20%?		✓		The 2-amino-4,6-dinitrotoluene MSD recovered below control limits at 44%. The MS and MSD recovered below control limits for 4-amino-2,6-dinitrotoluene at 39% and 27% and for RDX at 33% and 36%, respectively. The RDX, 2-amino-4,6-dinitrotoluene and 4-amino-2,6-dinitrotoluene result for sample FWGLL1mw-081c-1765-GW was qualified as estimated, "J".	QAPP Table 3-2 Pj
27. Were reported sample concentrations within calibration range?	✓				
28. Were lab comments included in report? If yes, summarize contents.	✓			See narrative.	

References: Louisville Chemistry Guidelines (LCG), USACE June 2002 version 5; Section I "Chemical Analysis Criteria" Table 5 and Attachment A "Data Validation Guidelines,Final Quality Assurance Project Plan (QAPP) Addendum for the Facility-Wide Groundwater Monitoring Program Ravenna Army Ammunition Plant, Ravenna, OH, Portage Environmental September 2004 ,STL SOP SAC-LC-0009 Rev. 2.0- Determination of Nitroaromatic, Nitramines, and Specialty Explosives Based on Method 8330, SW-846.

TestAmerica North Canton

Client Sample ID: FWGLL1mw-080C-1764-GW

HPLC

Lot-Sample #...: G1H050411-009	Work Order #...: MLE3H1AA	Matrix.....: WATER	
Date Sampled...: 08/01/11	Date Received..: 08/04/11		
Prep Date.....: 08/08/11	Analysis Date..: 08/12/11		
Prep Batch #...: 1220067			
Dilution Factor: 1	Method.....: SW846 8330/8330A		

PARAMETER	RESULT	REPORTING LIMIT	UNITS	MDL
1,3,5-Trinitrobenzene	0.61 PG	0.10	ug/L	0.030
1,3-Dinitrobenzene	0.41	0.10	ug/L	0.050
2-Amino-4,6-dinitrotoluene	5.4	0.10	ug/L	0.10
2,4,6-Trinitrotoluene	0.56	0.10	ug/L	0.050
2,4-Dinitrotoluene	0.27	0.10	ug/L	0.050
2,6-Dinitrotoluene	0.43	0.10	ug/L	0.050
2-Nitrotoluene	ND	0.50	ug/L	0.088
3-Nitrotoluene	ND	0.50	ug/L	0.057
4-Amino-2,6-dinitrotoluene	8.6	0.10	ug/L	0.050
4-Nitrotoluene	ND	0.50	ug/L	0.088
HMX	11	0.10	ug/L	0.036
Nitrobenzene	ND	0.10	ug/L	0.050
Nitroglycerin	ND	0.65	ug/L	0.33
PETN	ND	0.65	ug/L	0.30
Tetryl	ND	0.10	ug/L	0.050

SURROGATE	PERCENT RECOVERY	RECOVERY LIMITS
3,4-Dinitrotoluene	113	(50 - 150)

NOTE(S):

PG The percent difference between the original and confirmation analyses is greater than 40%.

TestAmerica North Canton

Client Sample ID: FWGLL1mw-084C-1768-GW

HPLC

Lot-Sample #...: G1H050411-005	Work Order #...: MLE261AA	Matrix.....: WATER	
Date Sampled...: 08/01/11	Date Received..: 08/04/11		
Prep Date.....: 08/08/11	Analysis Date..: 08/12/11		
Prep Batch #...: 1220067			
Dilution Factor: 1.05	Method.....: SW846 8330/8330A		

PARAMETER	RESULT	REPORTING LIMIT	UNITS	MDL
1,3,5-Trinitrobenzene	2.6	0.10	ug/L	0.032
1,3-Dinitrobenzene	0.40	0.10	ug/L	0.052
2-Amino-4,6-dinitrotoluene	11	0.10	ug/L	0.10
2,4,6-Trinitrotoluene	7.3	0.10	ug/L	0.052
2,4-Dinitrotoluene	1.6	0.10	ug/L	0.052
2,6-Dinitrotoluene	0.74	0.10	ug/L	0.052
2-Nitrotoluene	ND	0.52	ug/L	0.092
3-Nitrotoluene	ND	0.52	ug/L	0.060
4-Nitrotoluene	ND	0.52	ug/L	0.092
HMX	0.88 PG	0.10	ug/L	0.038
Nitrobenzene	ND	0.10	ug/L	0.052
Nitroglycerin	ND	0.68	ug/L	0.35
RDX	0.69	0.10	ug/L	0.038
PETN	ND	0.68	ug/L	0.32
Tetryl	ND	0.10	ug/L	0.052

SURROGATE	PERCENT RECOVERY	RECOVERY LIMITS
3,4-Dinitrotoluene	102	(50 - 150)

NOTE(S):

PG The percent difference between the original and confirmation analyses is greater than 40%.

TestAmerica North Canton

Client Sample ID: FWGLL1mw-083C-1767-GW

HPLC

Lot-Sample #...: G1H050411-002	Work Order #...: MLE2T1AA	Matrix.....: WATER	
Date Sampled...: 08/01/11	Date Received..: 08/04/11		
Prep Date.....: 08/08/11	Analysis Date..: 08/12/11		
Prep Batch #...: 1220067			
Dilution Factor: 1	Method.....: SW846 8330/8330A		

PARAMETER	RESULT	REPORTING LIMIT	UNITS	MDL
1,3,5-Trinitrobenzene	6.9	0.10	ug/L	0.030
1,3-Dinitrobenzene	0.15 PG	0.10	ug/L	0.050
2-Amino-4,6-dinitrotoluene	16	0.10	ug/L	0.10
2,4,6-Trinitrotoluene	4.9	0.10	ug/L	0.050
2,4-Dinitrotoluene	3.2	0.10	ug/L	0.050
2,6-Dinitrotoluene	1.3	0.10	ug/L	0.050
2-Nitrotoluene	ND	0.50	ug/L	0.088
3-Nitrotoluene	ND	0.50	ug/L	0.057
4-Nitrotoluene	ND	0.50	ug/L	0.088
HMX	1.7 PG	0.10	ug/L	0.036
Nitrobenzene	ND	0.10	ug/L	0.050
Nitroglycerin	ND	0.65	ug/L	0.33
RDX	0.085 J	0.10	ug/L	0.036
PETN	ND	0.65	ug/L	0.30
Tetryl	ND	0.10	ug/L	0.050

SURROGATE	PERCENT RECOVERY	RECOVERY LIMITS
3,4-Dinitrotoluene	104	(50 - 150)

NOTE(S):

PG The percent difference between the original and confirmation analyses is greater than 40%.

J Estimated result. Result is less than RL.

TestAmerica West Sacramento

C-000043.D

Chromatography Summary

Injection Date: 8/13/2011 12:38 Operator: VN

DataFile: LC12.B\08112011.B\C-000043.D Vial Num: 7

Instrument ID: LC12

Method 8330 Target Analyte Results

Sample : **STD_MRL 11GCSV0201 8330 5-50ng/mL**

Method File: LC12.B\08112011.B\8330CNAB.M

Start Cal Date: 8/8/2011 16:22 End Cal Date: 8/12/2011 1:46

Dilution Factor	Extract Volume	Sample Volume	Sample Weight
1X	0 mL	0 mL	0 g

Matrix: NONE SubList: 1_CAL.SUB SpikeList: 0

Samp. Info: STD_MRL 11GCSV0201 8330 5-50ng/mL;2,

Misc. Info: MRL,9;,,;3;1_CAL SUB;0,1;

	LC12							Column2								
Compound Name	RT	Response	PPB	Spike Level	%D	Result	Flag	RT	Response	PPB	Spike Level	%D	Result	Flag	Limits(%)	Flag
3,4-Dinitrotoluene	37.90	1015	20.4900<	~~20~~ 5	~~-310%~~	~~Fails~~					5	-100%	Fails		(±15)	45
HMX	41.87	346	5.1480<	5	3%	Acceptable					5	-100%	Fails		(±15)	45
RDX	31.35	394	7.9320<	5	59%	Fails					5	-100%	Fails		(±15)	45
Picric ACID				10	-100%	Fails					10	-100%	Fails		(±15)	
1,3,5-Trinitrobenzene	27.14	428	5.1920<	5	4%	Acceptable					5	-100%	Fails		(±15)	45
1,3-Dinitrobenzene	24.55	565	5.2620<	5	5%	Acceptable					5	-100%	Fails		(±15)	45
TETRYL	46.13	637	5.3240<	5	6%	Acceptable					5	-100%	Fails		(±15)	45
Nitrobenzene	21.63	267	5.4540<	5	9%	Acceptable					5	-100%	Fails		(±15)	45
2,4,6-Trinitrotoluene	39.86	454	5.8060<	5	16%	~~Fails~~					5	-100%	Fails		(±15)	45
4-AM-2,6-DNT	36.11	383	5.7340<	5	15%	Acceptable					5	-100%	Fails		(±15)	45
2-AM-4,6-DNT	35.50	437	5.6250<	5	13%	Acceptable					5	-100%	Fails		(±15)	45
2,6-Dinitrotoluene	33.38	335	5.8930<	5	18%	~~Fails~~					5	-100%	Fails		(±15)	45
2,4-Dinitrotoluene	32.36	676	7.1440<	5	43%	Fails					5	-100%	Fails		(±15)	45
2-Nitrotoluene	28.72	321	10.3100<	10	3%	Acceptable					10	-100%	Fails		(±15)	45
4-Nitrotoluene				5	-100%	Fails					5	-100%	Fails		(±15)	
3-Nitrotoluene	29.33	198	4.9550<	5	-1%	Acceptable					5	-100%	Fails		(±15)	45
Nitroglycerin				5	-100%	Fails		44.34	1756	19.4100	~~20~~ 5	~~-288%~~	~~Fails~~	-3%	(±15)	45
PETN				5	-100%	Fails		52.78	2470	15.8700<	~~20~~ 5	~~-217%~~	~~Fails~~	-21%	(±15)	45
3,5-Dinitroaniline	30.73	508	6.0590<	5	21%	Fails					5	-100%	Fails		(±15)	45
EGDN				5	-100%	Fails					5	-100%	Fails		(±15)	

Notes:
M = Manually Integrated
D = Operator Disabled Result
O = Over Calibration Range

Signals Differ by More Than 40%
Signals Differ by More Than 50%

± 30%D for med
VMN 8/16/11

* see NCM# 07-0127302
VMN 8/17/11

Printed: 8/15/2011 2:07 PM

Ravenna, OH Data Review Checklist

Project Number: 030240.0006
Sample Event: July 2011
Data Reviewer/Date: Angye Dragotta/ September 22, 2011

SDG: 240-2428-1 R0
Analysis: SW846 8330M Nitroguanadine

Review Questions:	Yes	No	N/A	Comments	QUAL/Criteria
1. Did Chain-of-Custody information agree with laboratory report?	✓				
2. Were samples preserved properly and received in good condition?	✓				QAPP Table 4-2
3. Were holding times met?	✓			Checked by ADR.	QAPP Table 4-2 J/UJ/R
4. Were sample storage requirements met?	✓				QAPP Table 4-2
5. Were QAPP specified PQLs achieved?	✓				QAPP Tale 3-7
6. Were all QAPP-specified target analytes reported?	✓				QAPP Table 3-7
7. Was a MDL Level Verification analyzed once per quarter with all target analytes detected?	✓			8/10/2011	LCG Table 5 R
8. Was a MRL Level verification run at the beginning and end of every daily sequence or every 12 hours? Was the %D < 30%?	✓				LCG Table 5 >30%=J
9. Does the initial calibration curve consist of 5 concentration levels? (6 stds for quadratic curves)	✓			Varian Star #1 ICAL: 1/24/11 Stds: 20, 50, 100, 200, 500, 1000	STL SOP Section 10.2, LCG R
10. Were all target analytes %RSD ≤ 20%? OR was the average RSD ≤ 20%?	✓				LCG Table 5 >20% RSD=J/R
11. If a linear regression curve was used, was the correlation coefficient r≥0.995? (0.990 for Quadratic curve)	✓			Linear fit used. No qualifications were made as r>0.995.	STL SOP Section 10.4, LCG R<0.99=-J/R
12. Was a second source verification (ICV) analyzed after the ICAL and all analytes 85-115%?	✓			1/24/11 @ 1328	STL SOP Section 9.9 >115%=J; 80-85%=J/UJ; <80%=J/R
13. Was a CCV run at least every 10 samples and at the end of the analytical run?	✓				STL SOP Section 10.9
14. Was the average %D (difference or drift) for all target analytes < 15%?	✓				LCG Table 5 D>15% (neg) = J/R D>15% (pos) = J
15. Was a method blank prepared and analyzed with each batch?	✓				LCG Attachment A Section 5.6
16. Were target analytes reported in the method blank <1/2 the MRL?	✓				LCG Table 5 <5x = B

Ravenna, OH Data Review Checklist

Project Number: 030240.0006
Sample Event: July 2011
Data Reviewer/Date: Angye Dragotta/ September 22, 2011

SDG: 240-2428-1 R0
Analysis: SW846 8330M Nitroguanadine

Review Questions:	Yes	No	N/A	Comments	QUAL/Criteria
17. Was a field blank collected and analyzed?	✓				
18. Were target analytes reported in the field blank analyses < ½ the MRL?	✓				<5x=B
19. Was a field duplicate analyzed? Were the RPDs <30%?	✓				QAPP Table 3-2 RPD >30=J
20. Were all positive results confirmed with a second column confirmation? Was the RPD ≤ 40%?			✓	No detections above the reporting limit.	LCG Table 5 RPD>40%=J
21. Was an LCS prepared and analyzed with each batch?	✓				STL SOP Section 9.6
22. Were the LCS recoveries within limits specified in LCG Appendix C?	✓				LCG Appendix C <UL=J; 30-LL=J/UJ; <30%=J/R
23. Was a MS/MSD pair prepared with each batch?	✓				STL SOP Section 9.7
24. Was the MS/MSD parent a Ravenna sample?	✓				
25. Were MS/MSD recoveries 40-140% and RPD ≤20%?	✓				QAPP Table 3-2 Pj
27. Were reported sample concentrations within calibration range?	✓				
28. Were laboratory-generated Quality Control Exception Reports issued? If yes, summarize contents.		✓			
29. Were lab comments included in report? If yes, summarize contents.		✓			

References: Louisville Chemistry Guidelines (LCG), USACE June 2002 version 5; Section I "Chemical Analysis Criteria" Table 5 and Attachment A "Data Validation Guidelines.

Final Quality Assurance Project Plan (QAPP) Addendum for the Facility-Wide Groundwater Monitoring Program Ravenna Army Ammunition Plant, Ravenna, OH, Portage Environmental September 2004

STL SOP SAC-LC-0010 "Determination of Nitroguanidine Based on Method 8330, SW-846" April 2007, revision 2.0

Additional Comments:

Ravenna, OH Data Review Checklist

Project Number: 030240.0006
Sample Event: July 2011
Data Reviewer/Date: Angye Dragotta/ September 22, 2011

SDG: 240-2428-1 Rev 0
Analysis: TAL SOP WS-WC-0050

Review Questions:	Yes	No	N/A	Comments	Qualifier
1. Did Chain-of-Custody information agree with laboratory report?	✓				
2. Were samples preserved properly and received in good condition?	✓				QAPP Table 4-2
3. Were holding times met?	✓				QAPP Table 4-2 J/UJ/R
4. Were sample storage requirements met?	✓				QAPP Table 4-2
5. Were QAPP specified RLs achieved?	✓				QAPP Table 3.7
6. Were all QAPP-specified target analytes reported?	✓				QAPP Table 3.7
7. Was Acetone used to extract the samples? Was the Acetone evaporated using Nitrogen?	✓				STL SOP Sections 11.4
8. Does the initial calibration curve consist of 5 concentration levels with the low standard near but > MDL?	✓			Instrument FS4; ICAL 8/17/11 Stds- 0, 0.05, 0.2, 0.4, 1, 2	STL SOP Section 10.2 R
9. Was the correlation coefficient >0.995?	✓				STL SOP Section 10.2
10. Was a MRL Level Verification run at the beginning and end of every daily sequence or every 12 hours? Was the %D <30%?	✓				LCG Table 5 >30%=J
11. Was a second source verification (ICV) analyzed after the ICAL? Were all analytes 90-110%?	✓				STL SOP Section 9.8, 10.3, LCG >110%=J; 90-85%=J/UJ; <85%=J/R
12. Was the ICB analyzed after the ICV with results <1/2 the MRL?	✓				STL SOP Section 9.8, LCG ,< 5x = U
13. Was a CCV run every 10 samples and at the end of the analytical run?	✓				STL SOP Section 10.4
14. Was the ICV and CCV a mid-level standard from the initial calibration curve?	✓				STL SOP Section 10.3.1
15. Were all CCV calibration analytes within 90-110%?	✓				STL SOP Section 10.4, LCG >110%=J; 85-90%=J/UJ; <85%=J/R
16. Was the ICB analyzed after the ICV with results <1/2 the MRL?	✓				STL SOP Section 10.4, LCG, < 5x = U

Ravenna, OH Data Review Checklist

Project Number: 030240.0006
Sample Event: July 2011
Data Reviewer/Date: Angye Dragotta/ September 22, 2011

SDG: 240-2428-1 Rev 0
Analysis: TAL SOP WS-WC-0050

Review Questions:	Yes	No	N/A	Comments	Qualifier
17. Was the Nitrocellulose assay available and/or analyzed to be within 10%?	✓				STL SOP Section 7.14.1, R
18. Was a method blank prepared and analyzed with each batch?	✓				
19. Were target analytes reported in the method blank <1/2 the MRL?	✓			ADR checked section.	STL SOP Section 9.4, LCG, *<5x=B*
20. Was a field blank collected and analyzed?	✓				
21. Were target analytes reported in the field blank analyses <1/2 the MRL?	✓				<5x=B
22. Was a field duplicate analyzed? Were the RPDs ≤30%?	✓			ADR checked section.	QAPP Table 3-2 RPD > 30% = J
23. Was an LCS prepared and analyzed with each batch? Was the LCS recovery within lab's in-house limits% (26-144%)?	✓				>UL%=J; 50-LL%=J/UJ; <50%=J/R
24. Was a MS/MSD pair prepared with each batch?	✓				
25. Was the MS/MSD parent a Ravenna sample?	✓				
26. Were MS/MSD recoveries 26-144% and RPD ≤20?	✓			ADR checked section.	Method EPA 353.2 Section 9.4.2 >UL%=J; <LL%=J/UJ; RPD>20%=J/UJ
27. Were sample concentrations within calibration range?	✓				
28. Were laboratory-generated Quality Control Exception Reports issued? If yes, summarize contents.		✓			
30. Were lab comments included in report? If yes, summarize contents.		✓			

References: *STL SOP SAC-WC-0050 "Preparation and Analysis of Nitrocellulose in Aqueous and Soil/Sediment Samples by Colorimetric Autoanalyzer", Jan 2007, rev. 2.0*

Louisville Chemistry Guidelines (LCG), USACE June 2002 version 5

Final Quality Assurance Project Plan (QAPP) Addendum for the Facility-Wide Groundwater Monitoring Program Ravenna Army Ammunition Plant, Ravenna, OH, Portage Environmental September 2004

Appendix 2

Overall Qualified Results

Analytical Method	Field Sample ID	Matrix	Sample Type	Analyte	RL	Lab Result	Unc / Error	Overall Qualifier	Units	Reason Code
SDG: 240-2428-1										
6010B	FWGEQUIPRINSE1-1805-GW	AQ	FB							
				Potassium	1000	150J B		UJB	ug/L	Mb, Cb
6010B	FWGLL1mw-065C-1762-GF	AQ	N							
				ARSENIC	5.0	3.4J		J	ug/L	Rl
				Potassium	1000	910J B		J	ug/L	Rl
6010B	FWGLL1mw-080C-1764-GF	AQ	N							
				MANGANESE	10	5.5J		J	ug/L	Rl
6010B	FWGLL1mw-081C-1765-GF	AQ	N							
				ARSENIC	5.0	3.2J		J	ug/L	Rl
				COBALT	5.0	4.7J		J	ug/L	Rl
				NICKEL	10	7.9J		J	ug/L	Rl
				VANADIUM	10	0.82J		J	ug/L	Rl
6010B	FWGLL1mw-082C-1766-GF	AQ	N							
				ARSENIC	5.0	4.9J		J	ug/L	Rl
6010B	FWGLL1mw-085C-1769-GF	AQ	N							
				ARSENIC	5.0	4.8J		J	ug/L	Rl
				COBALT	5.0	2.9J		J	ug/L	Rl
6010B	FWGLL1mw-DUP1-1799-GF	AQ	FD							
				Potassium	1000	910J B		J	ug/L	Rl
6020	FWGEQUIPRINSE1-1805-GW	AQ	FB							
				SODIUM	1000	8.3J B		B	ug/L	Mb
				THALLIUM	1.0	0.18J B		UJB	ug/L	Mb, Ld, Cb
6020	FWGLL1mw-065C-1762-GF	AQ	N							
				THALLIUM	1.0	0.18J B		UJB	ug/L	Mb, Fb, Ld

N = Normal Sample ***TB = Trip Blank***
FD = Field Duplicate ***FB = Field Blank***

Overall Qualified Results

Analytical Method	Field Sample ID	Matrix	Sample Type	Analyte	RL	Lab Result	Unc / Error	Overall Qualifier	Units	Reason Code
SDG: 240-2428-1										
6020	FWGLL1mw-080C-1764-GF	AQ	N							
				ALUMINUM	50	28J		J	ug/L	Rl
				THALLIUM	1.0	0.18J B		UJB	ug/L	Mb, Fb, Ld
6020	FWGLL1mw-081C-1765-GF	AQ	N							
				ALUMINUM	50	25J		J	ug/L	Rl
				ANTIMONY	2.0	0.18J		U	ug/L	Cb
				THALLIUM	1.0	1.1B		UJ	ug/L	Ld, Cb
6020	FWGLL1mw-082C-1766-GF	AQ	N							
				THALLIUM	1.0	0.31J B		UJB	ug/L	Mb, Fb, Ld
6020	FWGLL1mw-083C-1767-GF	AQ	N							
				ANTIMONY	2.0	0.35J		U	ug/L	Cb
				BERYLLIUM	1.0	0.44J		J	ug/L	Rl
				THALLIUM	1.0	0.63J B		UJB	ug/L	Mb, Fb, Ld
6020	FWGLL1mw-084C-1768-GF	AQ	N							
				BERYLLIUM	1.0	0.21J		J	ug/L	Rl
				THALLIUM	1.0	0.57J B		UJB	ug/L	Mb, Fb, Ld
6020	FWGLL1mw-085C-1769-GF	AQ	N							
				THALLIUM	1.0	0.33J B		UJB	ug/L	Mb, Fb, Ld
6020	FWGLL1mw-DUP1-1799-GF	AQ	FD							
				THALLIUM	1.0	0.15J B		UJB	ug/L	Mb, Fb, Ld
7196A	FWGEQUIPRINSE1-1805-GW	AQ	FB							
				Hexavalent chromium	0.020	0.020U		UJ	mg/L	ProfJudg
7196A	FWGLL1mw-065C-1762-GF	AQ	N							
				Hexavalent chromium	0.020	0.020U		UJ	mg/L	ProfJudg

N = Normal Sample ***TB = Trip Blank***
FD = Field Duplicate ***FB = Field Blank***

Overall Qualified Results

Analytical Method	Field Sample ID	Matrix	Sample Type	Analyte	RL	Lab Result	Unc / Error	Overall Qualifier	Units	Reason Code
SDG: 240-2428-1										
7196A	FWGLL1mw-080C-1764-GF	AQ	N							
				Hexavalent chromium	0.020	0.020U		UJ	mg/L	ProfJudg
7196A	FWGLL1mw-081C-1765-GF	AQ	N							
				Hexavalent chromium	0.020	0.020U		UJ	mg/L	ProfJudg
7196A	FWGLL1mw-082C-1766-GF	AQ	N							
				Hexavalent chromium	0.020	0.020U		UJ	mg/L	ProfJudg
7196A	FWGLL1mw-083C-1767-GF	AQ	N							
				Hexavalent chromium	0.020	0.020U		UJ	mg/L	ProfJudg
7196A	FWGLL1mw-084C-1768-GF	AQ	N							
				Hexavalent chromium	0.020	0.020U		UJ	mg/L	ProfJudg
7196A	FWGLL1mw-085C-1769-GF	AQ	N							
				Hexavalent chromium	0.020	0.020U		UJ	mg/L	ProfJudg
7196A	FWGLL1mw-DUP1-1799-GF	AQ	FD							
				Hexavalent chromium	0.020	0.020U		UJ	mg/L	ProfJudg
8081A	FWGEQUIPRINSE1-1805-GW	AQ	FB							
				ENDOSULFAN II	0.025	0.025U		UJ	ug/L	Ms
				TOXAPHENE	2.0	2.0U		R	ug/L	ProfJudg

N = Normal Sample ***TB = Trip Blank***
FD = Field Duplicate ***FB = Field Blank***

Overall Qualified Results

Analytical Method	Field Sample ID	Matrix	Sample Type	Analyte	RL	Lab Result	Unc / Error	Overall Qualifier	Units	Reason Code
SDG: 240-2428-1										
8081A	FWGLL1mw-065C-1762-GW	AQ	N							
				4,4'-DDD	0.029	0.029U		UJ	ug/L	Surr
				4,4'-DDE	0.029	0.029U		UJ	ug/L	Surr
				4,4'-DDT	0.029	0.029U		UJ	ug/L	Surr
				ALDRIN	0.029	0.029U		UJ	ug/L	Surr
				ALPHA-BHC	0.029	0.029U		UJ	ug/L	Surr
				alpha-Chordane	0.029	0.029U		UJ	ug/L	Surr
				BETA-BHC	0.029	0.029U		UJ	ug/L	Surr
				DELTA-BHC	0.029	0.029U		UJ	ug/L	Surr
				DIELDRIN	0.029	0.029U		UJ	ug/L	Surr
				ENDOSULFAN I	0.025	0.025U		UJ	ug/L	Surr
				ENDOSULFAN II	0.025	0.025U		UJ	ug/L	Surr, Ms
				ENDOSULFAN SULFATE	0.029	0.029U		UJ	ug/L	Surr
				ENDRIN	0.029	0.029U		UJ	ug/L	Surr
				ENDRIN ALDEHYDE	0.029	0.029U		UJ	ug/L	Surr
				ENDRIN KETONE	0.029	0.029U		UJ	ug/L	Surr
				GAMMA-BHC	0.029	0.029U		UJ	ug/L	Surr
				GAMMA-CHLORDANE	0.029	0.029U		UJ	ug/L	Surr
				HEPTACHLOR	0.029	0.029U		UJ	ug/L	Surr
				HEPTACHLOR EPOXIDE	0.029	0.029U		UJ	ug/L	Surr
				METHOXYCHLOR	0.098	0.098U		UJ	ug/L	Surr
				TOXAPHENE	2.0	2.0U		R	ug/L	Surr, ProfJ
8081A	FWGLL1mw-080C-1764-GW	AQ	N							
				BETA-BHC	0.029	0.063E		J	ug/L	ProfJudg
				ENDOSULFAN II	0.024	0.024U		UJ	ug/L	Ms
				TOXAPHENE	1.9	1.9U		R	ug/L	ProfJudg

N = Normal Sample ***TB = Trip Blank***
FD = Field Duplicate ***FB = Field Blank***

Overall Qualified Results

Analytical Method	Field Sample ID	Matrix	Sample Type	Analyte	RL	Lab Result	Unc / Error	Overall Qualifier	Units	Reason Code
SDG: 240-2428-1										
8081A	FWGLL1mw-081C-1765-GW	AQ	N							
				4,4'-DDD	0.029	0.029U		UJ	ug/L	Surr
				4,4'-DDE	0.029	0.029U		UJ	ug/L	Surr
				4,4'-DDT	0.029	0.029U		UJ	ug/L	Surr
				ALDRIN	0.029	0.029U		UJ	ug/L	Surr
				ALPHA-BHC	0.029	0.029U		UJ	ug/L	Surr
				alpha-Chordane	0.029	0.029U		UJ	ug/L	Surr
				BETA-BHC	0.029	0.0088J		J	ug/L	Surr, Rl, Pr
				DELTA-BHC	0.029	0.029U		UJ	ug/L	Surr
				DIELDRIN	0.029	0.029U		UJ	ug/L	Surr
				ENDOSULFAN I	0.024	0.024U		UJ	ug/L	Surr
				ENDOSULFAN II	0.024	0.024U		UJ	ug/L	Surr, Ms
				ENDOSULFAN SULFATE	0.029	0.029U		UJ	ug/L	Surr
				ENDRIN	0.029	0.029U		UJ	ug/L	Surr
				ENDRIN ALDEHYDE	0.029	0.029U		UJ	ug/L	Surr
				ENDRIN KETONE	0.029	0.029U		UJ	ug/L	Surr
				GAMMA-BHC	0.029	0.029U		UJ	ug/L	Surr
				GAMMA-CHLORDANE	0.029	0.82		J	ug/L	Surr, ProfJ
				HEPTACHLOR	0.029	0.029U		UJ	ug/L	Surr
				HEPTACHLOR EPOXIDE	0.029	0.029U		UJ	ug/L	Surr
				METHOXYCHLOR	0.095	0.095U		UJ	ug/L	Surr
				TOXAPHENE	1.9	1.9U		R	ug/L	Surr, ProfJ

N = Normal Sample ***TB = Trip Blank***
FD = Field Duplicate ***FB = Field Blank***

Overall Qualified Results

Analytical Method	Field Sample ID	Matrix	Sample Type	Analyte	RL	Lab Result	Unc / Error	Overall Qualifier	Units	Reason Code
SDG: 240-2428-1										
8081A	FWGLL1mw-082C-1766-GW	AQ	N							
				4,4'-DDD	0.031	0.031U		UJ	ug/L	Surr
				4,4'-DDE	0.031	0.031U		UJ	ug/L	Surr
				4,4'-DDT	0.031	0.031U		UJ	ug/L	Surr
				ALDRIN	0.031	0.031U		UJ	ug/L	Surr
				ALPHA-BHC	0.031	0.031U		UJ	ug/L	Surr
				alpha-Chordane	0.031	0.031U		UJ	ug/L	Surr
				BETA-BHC	0.031	0.031U		UJ	ug/L	Surr
				DELTA-BHC	0.031	0.031U		UJ	ug/L	Surr
				DIELDRIN	0.031	0.031U		UJ	ug/L	Surr
				ENDOSULFAN I	0.026	0.026U		UJ	ug/L	Surr
				ENDOSULFAN II	0.026	0.026U		UJ	ug/L	Surr, Ms
				ENDOSULFAN SULFATE	0.031	0.031U		UJ	ug/L	Surr
				ENDRIN	0.031	0.031U		UJ	ug/L	Surr
				ENDRIN ALDEHYDE	0.031	0.031U		UJ	ug/L	Surr
				ENDRIN KETONE	0.031	0.031U		UJ	ug/L	Surr
				GAMMA-BHC	0.031	0.031U		UJ	ug/L	Surr
				GAMMA-CHLORDANE	0.031	0.031U		UJ	ug/L	Surr
				HEPTACHLOR	0.031	0.031U		UJ	ug/L	Surr
				HEPTACHLOR EPOXIDE	0.031	0.031U		UJ	ug/L	Surr
				METHOXYCHLOR	0.10	0.10U		UJ	ug/L	Surr
				TOXAPHENE	2.1	2.1U		R	ug/L	Surr, ProfJ
8081A	FWGLL1mw-083C-1767-GW	AQ	N							
				ENDOSULFAN II	0.24	0.24U		UJ	ug/L	Ms

Overall Qualified Results

Analytical Method	Field Sample ID	Matrix	Sample Type	Analyte	RL	Lab Result	Unc / Error	Overall Qualifier	Units	Reason Code
SDG: 240-2428-1										
8081A	FWGLL1mw-084C-1768-GW	AQ	N							
				4,4'-DDD	0.31	0.31U		UJ	ug/L	Surr
				4,4'-DDE	0.31	0.31U		UJ	ug/L	Surr
				4,4'-DDT	0.31	0.31U		UJ	ug/L	Surr
				ALDRIN	0.31	0.31U		UJ	ug/L	Surr
				ALPHA-BHC	0.31	0.18J *		J	ug/L	Surr, Rl, Pr
				alpha-Chordane	0.31	0.31U		UJ	ug/L	Surr
				BETA-BHC	0.31	0.16J		J	ug/L	Surr, Rl, Pr
				DELTA-BHC	0.31	0.31U		UJ	ug/L	Surr
				DIELDRIN	0.31	0.31U		UJ	ug/L	Surr
				ENDOSULFAN I	0.26	0.26U		UJ	ug/L	Surr
				ENDOSULFAN II	0.26	0.26U		UJ	ug/L	Surr, Ms
				ENDOSULFAN SULFATE	0.31	0.31U		UJ	ug/L	Surr
				ENDRIN	0.31	0.31U		UJ	ug/L	Surr
				ENDRIN ALDEHYDE	0.31	0.31U		UJ	ug/L	Surr
				ENDRIN KETONE	0.31	0.31U		UJ	ug/L	Surr
				GAMMA-BHC	0.31	0.31U		UJ	ug/L	Surr
				GAMMA-CHLORDANE	0.31	0.31U		UJ	ug/L	Surr
				HEPTACHLOR	0.31	0.31U		UJ	ug/L	Surr
				HEPTACHLOR EPOXIDE	0.31	0.31U		UJ	ug/L	Surr
				METHOXYCHLOR	1.0	1.0U		UJ	ug/L	Surr
				TOXAPHENE	21	21U		UJ	ug/L	Surr

N = Normal Sample ***TB = Trip Blank***
FD = Field Duplicate ***FB = Field Blank***

Overall Qualified Results

Analytical Method	Field Sample ID	Matrix	Sample Type	Analyte	RL	Lab Result	Unc / Error	Overall Qualifier	Units	Reason Code
SDG: 240-2428-1										
8081A	FWGLL1mw-085C-1769-GW	AQ	N							
				4,4'-DDD	0.029	0.029U		UJ	ug/L	Surr
				4,4'-DDE	0.029	0.029U		UJ	ug/L	Surr
				4,4'-DDT	0.029	0.029U		UJ	ug/L	Surr
				ALDRIN	0.029	0.029U		UJ	ug/L	Surr
				ALPHA-BHC	0.029	0.029U		UJ	ug/L	Surr
				alpha-Chordane	0.029	0.029U		UJ	ug/L	Surr
				BETA-BHC	0.029	0.029U		UJ	ug/L	Surr
				DELTA-BHC	0.029	0.029U		UJ	ug/L	Surr
				DIELDRIN	0.029	0.029U		UJ	ug/L	Surr
				ENDOSULFAN I	0.024	0.024U		UJ	ug/L	Surr
				ENDOSULFAN II	0.024	0.024U		UJ	ug/L	Surr, Ms
				ENDOSULFAN SULFATE	0.029	0.029U		UJ	ug/L	Surr
				ENDRIN	0.029	0.029U		UJ	ug/L	Surr
				ENDRIN ALDEHYDE	0.029	0.029U		UJ	ug/L	Surr
				ENDRIN KETONE	0.029	0.029U		UJ	ug/L	Surr
				GAMMA-BHC	0.029	0.029U		UJ	ug/L	Surr
				GAMMA-CHLORDANE	0.029	0.029U		UJ	ug/L	Surr
				HEPTACHLOR	0.029	0.029U		UJ	ug/L	Surr
				HEPTACHLOR EPOXIDE	0.029	0.029U		UJ	ug/L	Surr
				METHOXYCHLOR	0.095	0.095U		UJ	ug/L	Surr
				TOXAPHENE	1.9	1.9U		R	ug/L	Surr, ProfJ
8081A	FWGLL1mw-DUP1-1799-GW	AQ	FD							
				ENDOSULFAN II	0.12	0.12U		UJ	ug/L	Ms
				TOXAPHENE	9.7	9.7U		R	ug/L	ProfJudg
8260B	FWGEQUIPRINSE1-1805-GW	AQ	FB							
				2-BUTANONE	10	1.5J		J	ug/L	Rl, ProfJud
				ACETONE	10	12		B	ug/L	Tb
				DIBROMOCHLOROMETHANE	1.0	1.0U		UJ	ug/L	ProfJudg
				METHYLENE CHLORIDE	2.0	2.0U		UJ	ug/L	ProfJudg

N = Normal Sample ***TB = Trip Blank***
FD = Field Duplicate ***FB = Field Blank***

Overall Qualified Results

Analytical Method	Field Sample ID	Matrix	Sample Type	Analyte	RL	Lab Result	Unc / Error	Overall Qualifier	Units	Reason Code
SDG: 240-2428-1										
8260B	FWGLL1mw-065C-1762-GW	AQ	N							
				DIBROMOCHLOROMETHANE	1.0	1.0U		UJ	ug/L	ProfJudg
				METHYLENE CHLORIDE	2.0	2.0U		UJ	ug/L	ProfJudg
8260B	FWGLL1mw-080C-1764-GW	AQ	N							
				DIBROMOCHLOROMETHANE	1.0	1.0U		UJ	ug/L	ProfJudg
				METHYLENE CHLORIDE	2.0	2.0U		UJ	ug/L	ProfJudg
8260B	FWGLL1mw-081C-1765-GW	AQ	N							
				ACETONE	10	1.5J		B	ug/L	Fb
				DIBROMOCHLOROMETHANE	1.0	1.0U		UJ	ug/L	ProfJudg
				METHYLENE CHLORIDE	2.0	2.0U		UJ	ug/L	ProfJudg
8260B	FWGLL1mw-082C-1766-GW	AQ	N							
				DIBROMOCHLOROMETHANE	1.0	1.0U		UJ	ug/L	ProfJudg
				METHYLENE CHLORIDE	2.0	2.0U		UJ	ug/L	ProfJudg
8260B	FWGLL1mw-083C-1767-GW	AQ	N							
				DIBROMOCHLOROMETHANE	1.0	1.0U		UJ	ug/L	ProfJudg
				METHYLENE CHLORIDE	2.0	2.0U		UJ	ug/L	ProfJudg
8260B	FWGLL1mw-084C-1768-GW	AQ	N							
				DIBROMOCHLOROMETHANE	1.0	1.0U		UJ	ug/L	ProfJudg
				METHYLENE CHLORIDE	2.0	2.0U		UJ	ug/L	ProfJudg
8260B	FWGLL1mw-085C-1769-GW	AQ	N							
				ACETONE	10	1.1J		B	ug/L	Tb, Fb
				DIBROMOCHLOROMETHANE	1.0	1.0U		UJ	ug/L	ProfJudg
				METHYLENE CHLORIDE	2.0	2.0U		UJ	ug/L	ProfJudg
				TRICHLOROETHENE	1.0	0.44J B		U	ug/L	Mb

N = Normal Sample ***TB = Trip Blank***
FD = Field Duplicate ***FB = Field Blank***

Overall Qualified Results

Analytical Method	Field Sample ID	Matrix	Sample Type	Analyte	RL	Lab Result	Unc / Error	Overall Qualifier	Units	Reason Code
SDG: 240-2428-1										
8260B	FWGLL1mw-DUP1-1799-GW	AQ	FD							
				DIBROMOCHLOROMETHANE	1.0	1.0U		UJ	ug/L	ProfJudg
				METHYLENE CHLORIDE	2.0	2.0U		UJ	ug/L	ProfJudg
8260B	FWGTEAM1-TRIP	AQ	TB							
				DIBROMOCHLOROMETHANE	1.0	1.0U		UJ	ug/L	ProfJudg
				METHYLENE CHLORIDE	2.0	2.0U		UJ	ug/L	ProfJudg
				TRICHLOROETHENE	1.0	0.24J B		B	ug/L	Mb
8260B	FWGTEAM2-TRIP	AQ	TB							
				ACETONE	10	1.2J		J	ug/L	Rl
				DIBROMOCHLOROMETHANE	1.0	1.0U		UJ	ug/L	ProfJudg
				METHYLENE CHLORIDE	2.0	2.0U		UJ	ug/L	ProfJudg
8260B	FWGTEAM3-TRIP	AQ	TB							
				DIBROMOCHLOROMETHANE	1.0	1.0U		UJ	ug/L	ProfJudg
				METHYLENE CHLORIDE	2.0	2.0U		UJ	ug/L	ProfJudg
8270C	FWGLL1mw-080C-1764-GW	AQ	N							
				2,4-DINITROTOLUENE	4.8	0.34J		J	ug/L	Rl
8270C	FWGLL1mw-083C-1767-GW	AQ	N							
				2,4-DINITROTOLUENE	4.9	1.6J		J	ug/L	Surr, Rl
				2,6-DINITROTOLUENE	4.9	4.9U		UJ	ug/L	Surr
				BIS(2-ETHYLHEXYL) PHTHALATE	9.7	9.7U		UJ	ug/L	Surr
				BUTYLBENZYL PHTHALATE	0.97	0.97U		UJ	ug/L	Surr
				DIETHYL PHTHALATE	0.97	0.97U		UJ	ug/L	Surr
				DIMETHYL PHTHALATE	0.97	0.97U		UJ	ug/L	Surr
				DI-N-BUTYL PHTHALATE	0.97	0.97U		UJ	ug/L	Surr
				DI-N-OCTYL PHTHALATE	0.97	0.97U		UJ	ug/L	Surr
				NITROBENZENE	0.97	0.97U		UJ	ug/L	Surr
8270C	FWGLL1mw-084C-1768-GW	AQ	N							
				2,4-DINITROTOLUENE	4.9	0.75J		J	ug/L	Rl
				BIS(2-ETHYLHEXYL) PHTHALATE	9.7	1.4J		J	ug/L	Rl

N = Normal Sample ***TB = Trip Blank***
FD = Field Duplicate ***FB = Field Blank***

Overall Qualified Results

Analytical Method	Field Sample ID	Matrix	Sample Type	Analyte	RL	Lab Result	Unc / Error	Overall Qualifier	Units	Reason Code
SDG: 240-2428-1										
8270C	FWGLL1mw-085C-1769-GW	AQ	N							
				BIS(2-ETHYLHEXYL) PHTHALATE	9.8	1.1J		J	ug/L	Rl
8330	FWGEQUIPRINSE1-1805-GW	AQ	FB							
				1,3,5-TRINITROBENZENE	0.11	0.048J		J	ug/L	Rl
				2-AMINO-4,6-DINITROTOLUENE	0.11	0.11U		UJ	ug/L	Ms
				4-Amino-2,6-Dinitrotoluene	0.11	0.11U		UJ	ug/L	Ms
				RDX	0.11	0.11U		UJ	ug/L	Ms
8330	FWGLL1mw-065C-1762-GW	AQ	N							
				2-AMINO-4,6-DINITROTOLUENE	0.099	0.099U		UJ	ug/L	Ms
				4-Amino-2,6-Dinitrotoluene	0.099	0.099U		UJ	ug/L	Ms
				RDX	0.099	0.099U		UJ	ug/L	Ms
8330	FWGLL1mw-080C-1764-GW	AQ	N							
				1,3,5-TRINITROBENZENE	0.10	0.61PG		J	ug/L	ProfJudg
				2-AMINO-4,6-DINITROTOLUENE	0.10	5.4		J	ug/L	Ms
				4-Amino-2,6-Dinitrotoluene	0.10	8.6		J	ug/L	Ms
8330	FWGLL1mw-080C-1764-GWRE	AQ	N							
				RDX	1.0	81Q		J	ug/L	Surr, Ms
8330	FWGLL1mw-081C-1765-GW	AQ	N							
				2,4,6-TNT	0.10	0.050J		J	ug/L	Rl
				2,4-DINITROTOLUENE	0.10	0.057J		J	ug/L	Rl
				2-AMINO-4,6-DINITROTOLUENE	0.10	1.2		J	ug/L	Ms
				4-Amino-2,6-Dinitrotoluene	0.10	1.5		J	ug/L	Ms
				RDX	0.10	1.6		J	ug/L	Ms

N = Normal Sample ***TB = Trip Blank***
FD = Field Duplicate ***FB = Field Blank***

Overall Qualified Results

Analytical Method	Field Sample ID	Matrix	Sample Type	Analyte	RL	Lab Result	Unc / Error	Overall Qualifier	Units	Reason Code
SDG: 240-2428-1										
8330	FWGLL1mw-082C-1766-GW	AQ	N							
				2-AMINO-4,6-DINITROTOLUENE	0.10	0.10U		UJ	ug/L	Ms
				4-Amino-2,6-Dinitrotoluene	0.10	0.10U		UJ	ug/L	Ms
				RDX	0.10	0.10U		UJ	ug/L	Ms
8330	FWGLL1mw-083C-1767-GW	AQ	N							
				2,4,6-TNT	0.10	4.9		J	ug/L	ProfJudg
				2-AMINO-4,6-DINITROTOLUENE	0.10	16		J	ug/L	Ms
				HMX	0.10	1.7PG		J	ug/L	ProfJudg
				RDX	0.10	0.085J		J	ug/L	Ms, Rl
8330	FWGLL1mw-083C-1767-GWRE	AQ	N							
				4-Amino-2,6-Dinitrotoluene	0.20	24Q		J	ug/L	Ms
8330	FWGLL1mw-084C-1768-GW	AQ	N							
				2-AMINO-4,6-DINITROTOLUENE	0.10	11		J	ug/L	Ms
				HMX	0.10	0.88PG		J	ug/L	ProfJudg
				RDX	0.10	0.69		J	ug/L	Ms
8330	FWGLL1mw-084C-1768-GWRE	AQ	N							
				4-Amino-2,6-Dinitrotoluene	0.21	23Q		J	ug/L	Ms
8330	FWGLL1mw-085C-1769-GW	AQ	N							
				2-AMINO-4,6-DINITROTOLUENE	0.10	0.10U		UJ	ug/L	Ms
				4-Amino-2,6-Dinitrotoluene	0.10	0.10U		UJ	ug/L	Ms
				RDX	0.10	0.10U		UJ	ug/L	Ms
8330	FWGLL1mw-DUP1-1799-GW	AQ	FD							
				2-AMINO-4,6-DINITROTOLUENE	0.10	0.10U		UJ	ug/L	Ms
				4-Amino-2,6-Dinitrotoluene	0.10	0.10U		UJ	ug/L	Ms
				RDX	0.10	0.10U		UJ	ug/L	Ms

N = Normal Sample ***TB = Trip Blank***
FD = Field Duplicate ***FB = Field Blank***

Data Verification Summary

Site: Ravenna Army Ammunition Plant
Sampling Event: July 2011 **Date:** December 9, 2011
Sample Delivery Group: 240-2555-1 **Revision:** 1

Data Reviewer: Angye Dragotta /Environmental Quality Management, Inc. (EQM, Inc.)

QA/QC Summary

On August 4, 2011 the following samples were collected from groundwater-monitoring wells at Ravenna Army Ammunition Plant and analyzed as part of SDG 240-2555-1. Data analysis was performed by Test America, North Canton with the exception of the analytical for methods 8330, M8330, 353.2 and TALSOPWS-WC-0050. Methods 8330, M8330, 353.2 and TALSOPWS-WC-0050 were analyzed by Test America, West Sacramento.

Field Sample ID	Analytes	Method
FWGLL12mw-189C-1791-GW	VOCs Pesticides Explosives Nitroguanidine Nitrocellulose	SW846 8260B SW846 8081A SW846 8330 SW846 M8330 TAL- SOP WS-WC-0050
FWGEQUIPRINSE4-1808-GW		
FWGLL3mw-241C-1777-GW		
FWGLL3mw-236C-1775-GW		
FWGLL12mw-189C-1791-GW	SVOCs (Nitroaromatics, phthalates, phenols and PAH)	SW846 8270C
FWGEQUIPRINSE4-1808-GW		
FWGLL3mw-241C-1777-GW	SVOCs (Nitroaromatics and, phthalates)	SW846 8270C
FWGLL3mw-236C-1775-GW		
FWGEQUIPRINSE4-1808-GW	Nitrate/Nitrite	353.2
FWGLL12mw-189C-1791-GW		
FWGEQUIPRINSE4-1808-GW	PCB	SW846 8082
FWGLL12mw-189C-1791-GW		
FWGLL12mw-189C-1791-GW	Hexavalent Chromium (filtered)	SW846 7196A
FWGEQUIPRINSE2-1806-GW	TAL23 Metals Hexavalent Chromium	SW846 6010B/6020/7470A SW846 7196A
FWGLL12mw-189C-1791-GW	TAL23 Metals (Filtered)	SW846 6010B/6020/7470A
FWGLL3mw-241C-1777-GW		
FWGLL3mw-236C-1775-GW		
FWGTEAM1-Trip	VOCs	SW846 8260B
FWGTEAM2-Trip		
FWGTEAM3-Trip		

The data presented in this report were evaluated according to the ***Final Quality Assurance Project Plan Addendum for the Facility-Wide Groundwater Monitoring Program Ravenna Army Ammunition Plant Ravenna, OH, Portage Environmental, September 2004.*** The following documents will be used as needed to supplement the project documentation: ***Louisville Chemistry Guidelines, USACE, June 2002 version 5***, ***EPA National Functional Guidelines (NFG) for Organic Data Review, EPA-540/R-99-008, October 1999, NFG for Inorganic Data Review, EPA-540/R-04-004, October 2004***, Analytical Methods, and Laboratory Standard Operating Procedures. These objectives represent accuracy and precision performance goals for each analytical method.

The cooler temperatures were documented as being acceptable upon receipt.

The completeness objective for the project was 90%. The completeness objective was met for this SDG, 100%. Limitations, if any, on the data are indicated with qualifiers detailed below.

All analytical results have been verified against compliance requirements specified in the project QAP, LCG, associated analytical methods and/or SOPs, as appropriate. Checklists used in review of the data have been presented in Appendix 1.. Outliers have been noted below and results requiring qualification, as a result of this verification process, have been summarized in Appendix 2.

VOAs - 8260B

The following QC criteria were reviewed with acceptable results, except as noted below:

- Holding times, preservation, sample handling
- Tuning criteria
- Initial Calibration Criteria including SPCC and CCC compounds
- ICV/CCV criteria

- Internal standard area counts and retention times
- MDL/ MRL verification criteria
- Method/Field/Trip blank Criteria
- Surrogate recoveries
- Field duplicate RPD criteria
- Laboratory Control Sample criteria
- Matrix Spike Recovery Criteria and RPD

MRL Recovery
The opening MRL analyzed 8/16/11 @1147 recovered above control limits for 2-butanone at141% and below control limits for methylene chloride at 69%. No qualifications were made for 2-butanone as there were no detected 2-butanone results in the associated samples. The methylene chloride results for samples FWGTEAM1-Trip, FWGTEAM2-Trip, FWGTEAM3-Trip, FWGLL12mw-189c-1791-GW, FWGLL3mw-241c-1777-GW and FWGLL3mw-236c-1775-GW were qualified as estimated, "UJ".

Blanks
- FWGTEAM2-Trip had acetone detected at 1.2ug/L No qualifications were made for trip blank contamination as there was no detected acetone in the associated field sample.
- 2-butanone was detected in FWGEQUIPRinse4-1808-GW at 2.1ug/L and acetone at 11ug/L The acetone result for samples FWGLL12mw-189c-1791-GW, was qualified, "B," due to equipment rinse contamination □

SVOCs- 8270C
The following QC criteria were reviewed with acceptable results, except as noted below:
- Holding times, preservation, sample handling
- Tuning criteria
- Initial Calibration Criteria including SPCC and CCC compounds
- ICV/CCV criteria
- Internal standard area counts and retention times
- MDL verification criteria
- MRL verification criteria
- Method/Field blank Criteria
- Surrogate recoveries
- Field duplicate RPD criteria
- Laboratory Control Sample criteria
- Matrix Spike Recovery Criteria and RPD

Blanks
Benzyl alcohol was detected in the rinse blank at 1.2ug/L; however no qualifications were made as there were detected benzyl alcohol concentrations in the field samples.

Surrogate Recovery
Sample FWGLL3mw-241c-1777-GW, had nitrobenzene recover below control limits at 47%. No qualifications were made as LCG allows for one surrogate from each fraction to recover below limits without qualification.

Pesticides- 8081A
The following QC criteria were reviewed with acceptable results, except as noted below:
- Preservation, holding time and sample handling
- Initial Calibration criteria
- DDT and Endrin breakdown criteria
- Retention time criteria
- ICV criteria
- CCV Criteria
- Method/Field blank Criteria
- LCS Recoveries
- Field Duplicate Criteria
- MDL/MRL verification criteria
- Matrix Spike Recovery Criteria and RPD

- Surrogate Recoveries
- Second Column confirmation criteria

CCV
Multiple toxaphene CCVs recovered above limits. No qualifications were made, as there were no detected toxaphene concentrations bracketed by these CCVs

Surrogate Recovery
The surrogate, DCB, recovered below control limits in sample FWGLL12mw-189c-1791-GW at 43%. The results for sample FWGLL12mw-189c-1791-GW were qualified as estimated, "UJ".

PCB- 8082
The following QC criteria were reviewed with acceptable results, except as noted below:

- Preservation, holding time and sample handling
- Initial Calibration criteria
- DDT and Endrin breakdown criteria
- Retention time criteria
- ICV criteria
- CCV Criteria
- Method/Field blank Criteria
- LCS Recoveries
- Field Duplicate Criteria
- MDL/MRL verification criteria
- Matrix Spike Recovery Criteria and RPD
- Surrogate Recoveries
- Second Column confirmation criteria

Surrogate Recovery
The surrogate, DCB, recovered below control limits in sample FWGLL12mw-189c-1791-GW at 36%. The results for sample FWGLL12mw-189c-1791-GW were qualified as estimated, "UJ".

Metals - 6010B
The following QC criteria were reviewed with acceptable results, except as noted below:

- Holding times, preservation, sample handling
- Initial Calibration criteria
- ICV and CCV criteria
- ICB /CCBs criteria
- Method/Field blank Criteria
- MRL and MDL verification criteria
- LCS percent recovery criteria
- MS percent recovery
- Matrix Duplicate RPD criteria
- Field duplicate RPD criteria

Blanks

- The ICB analyzed 8/16/11 had potassium detected at 151ug/L. The potassium result for sample FWGEQUIPRinse4-1808-GW, was qualified "U" as the detected concentration was <5x the potassium contamination.
- The CCBs analyzed 8/16/11 had potassium detected from 151ug/L to 170ug/L. The potassium result for sample FWGEQUIPRinse4-1808-GW, was qualified "U" as the detected concentration was <5x the potassium contamination.
- The method blank from batch 240-12405 had potassium detected at 151ug/L, barium at 1.26ug/L, calcium at 259ug/L, magnesium at 89.5ug/L and manganese at 0.574ug/L. The manganese and potassium results for sample FWGEQUIPRinse4-1808-GW and the barium result for FWGLL3mw-236c-1775-GF were qualified, "B". No qualifications were made for the additional method blank contaminants as they weren't detected in the associated field samples <5x contamination.

No qualifications were made for ICP or ICPMS due to negative blanks greater than ½ MRL, since the LCG doesn't specifically address negative blank values.

Site: Ravenna Army Ammunition Plant
Sampling Event: July 2011 **Date:** December 9, 2011
Sample Delivery Group: 240-2555-1 **Revision:** 1

Metals - 6020

The following QC criteria were reviewed with acceptable results, except as noted below:

- Holding times, preservation, sample handling
- Initial Calibration criteria
- ICV and CCV criteria
- ICB /CCBs criteria
- Method/Field blank Criteria
- MRL and MDL verification criteria
- LCS percent recovery criteria
- MS percent recovery
- Matrix Duplicate RPD criteria
- Field duplicate RPD criteria

Blanks

- The ICB analyzed 8/23/11/11 had thallium detected at 0.319ug/L. The thallium results for samples FWGLL12mw-189c-1791-GF, FWGLL3mw-241c-1777-GF, FWGLL3mw-236c-1775-GF and FWGEQUIPRinse4-1808-GW were qualified "U" as the detected concentrations were <5x the thallium contamination.
- The CCBs analyzed 8/23/11 had detected thallium from 0.319ug/L to 0. 552ug/L, sodium from 46.8ug/L to 57.4/L, iron from 30.3ug/L to 34.2ug/L and antimony from 0.188ug/L to 0.328ug/L. No additional qualifications were made for thallium other than those made for the ICB contamination. The antimony results for samples FWGLL12mw-189c-1791-GF and FWGEQUIPRinse4-1808-GW were qualified "U" as the detected concentrations were <5x the blank contamination. The sodium result for sample FWGEQUIPRinse4-1808-GW was qualified "U" as the detected concentration was <5x the blank contamination The iron result for sample FWGLL3mw-241c-1777-GF was qualified "U" as the detected concentration was <5x the blank contamination
- The method blank from batch 240-12405 had sodium detected at 102ug/L and zinc at 19.7ug/L. The method blank from batch 240-13102 had zinc detected at 3.11ug/L. The sodium result for sample FWGEQUIPRinse4-1808-GW was qualified, "B". The zinc results for samples FWGLL12mw-189c-1791-GF and FWGLL3mw-241c-1777-GF were qualified "B" as the detected concentrations were <5x the zinc contamination.
- The equipment rinse, FWGEQUIPRinse4-1808-GW had sodium and aluminum detected at 27ug/L, antimony at 0.13ug/L and thallium detected at 1ug/L. The thallium results for samples FWGLL12mw-189c-1791-GF, FWGLL3mw-236c-1775-GF and FWGLL3mw-241c-1777-GF were qualified "B" as the detected concentrations were <5x the thallium contamination. The aluminum results for samples FWGLL3mw-236c-1775-GF and FWGLL3mw-241c-1777-GF were qualified "B" as the detected concentrations were <5x the aluminum contamination. The antimony result for sample FWGLL12mw-189c-1791-GF was qualified "B" as the detected concentration were <5x the antimony contamination. No qualifications were required for sodium contamination, as there were no detected sodium concentrations reported for the field samples < 5x contamination.

No qualifications were made for ICP or ICPMS due to negative blanks greater than ½ MRL, since the LCG doesn't specifically address negative blank values.

Lab Duplicate RPD

The lab duplicate analyzed on sample FWGEQUIPRinse4-1808-GW was above control limits for thallium with an RPD of 117%. The thallium results for samples, FWGLL12mw-189c-1791-GF, FWGLL3mw-236c-1775-GF and FWGLL3mw-241c-1777-GF were qualified as estimated, "J".

Mercury - 7470A

The following QC criteria were reviewed with acceptable results, except as noted below:

- Holding times, preservation, sample handling
- Initial Calibration criteria
- ICV and CCV criteria
- ICB /CCBs criteria
- Method/Field blank Criteria
- MRL and MDL verification criteria
- LCS percent recovery criteria

- MS percent recovery
- Matrix Duplicate RPD criteria
- Field duplicate RPD criteria

No QC outliers noted.

Hexavalent Chromium 7196A

- Holding times, preservation, sample handling
- Initial Calibration criteria
- CCV criteria
- CCBs criteria
- Method/Field blank Criteria
- MRL and MDL verification criteria
- LCS percent recovery criteria
- MS percent recovery
- Matrix Duplicate RPD criteria
- Field duplicate RPD criteria

MRL and MDL verification criteria
MRL check not analyzed, however not required by the lab and LCG does not specifically address hexavalent chromium analysis. Sample results qualified as estimated, "UJ".

Explosives- 8330
The following QC criteria were reviewed with acceptable results, except as noted below:

- Holding times, preservation, sample handling
- Initial Calibration Criteria
- ICV and CCV criteria
- Retention time criteria
- MDL Verification
- Surrogate recovery criteria
- Equipment and method blanks free from contamination
- MS Recovery Criteria
- LCS Recovery Criteria

Blanks
1,3,5-trinitrobenzene was detected in FWGEQUIPRinse4-1808-GW at 0.062ug/Land 1,3-dinitrobenzene at 0.061ug/L. The 1,3,5-trinitrobenzene results for samples FWGLL12mw-189c-1791-GW and FWGLL3mw-236c-1775-GW and the 1,3-dinitrobenzene result for sample FWGLL3mw-236c-1775-GW were qualified, "B", as the detected results were <5x the contamination detected in the equipment rinse.

Confirmation Column RPD
The confirmation column RPD was above control limits for HMX in sample FWGLL3mw-241c-1777-GW. The HMX result for sample FWGLL3mw-241c-1777-GW was qualified as estimated, "J".

Nitroguanidine- 8330M
The following QC criteria were reviewed with acceptable results, except as noted below:

- Holding times, preservation, sample handling
- Initial Calibration criteria
- Retention time criteria
- MRL level verification criteria
- MDL verification criteria
- ICV and CCV criteria
- The method blank and equipment blanks were free from contamination
- LCS/LCSD percent recoveries and RPD value criteria
- Matrix spike recovery criteria

No QC outliers were noted.

Site: Ravenna Army Ammunition Plant
Sampling Event: July 2011 **Date:** December 9, 2011
Sample Delivery Group: 240-2555-1 **Revision:** 1

Nitrocellulose – WS-WC-0050

The following QC criteria were reviewed with acceptable results, except as noted below:

- Holding times, preservation, sample handling
- Sample preparation criteria
- Initial Calibration criteria
- ICV and CCV criteria
- The method and equipment blanks were free from contamination
- MRL Level Verification criteria
- ICB and CCBs were free from contamination
- LCS/LCSD percent recoveries and RPD value criteria
- MS/MSD percent recoveries
- Nitrocellulose assay criteria

No QC outliers were noted.

Nitrate/Nitrite –353.2

The following QC criteria were reviewed with acceptable results, except as noted below:

- Holding times, preservation, sample handling
- Sample preparation criteria
- Initial Calibration criteria
- ICV and CCV criteria
- The method and equipment blanks were free from contamination
- MRL Level Verification criteria
- ICB and CCBs were free from contamination
- LCS/LCSD percent recoveries and RPD value criteria
- MS/MSD percent recoveries
- Nitrocellulose assay criteria

Blanks

Nitrate as N was detected in the field blank, FWGEQUIPRinse4-1808-GW at 0.014mg/L. The nitrate as N results for sample FWGLL12mw-189c-1791-GW was qualified, “B”.

Matrix Spike Recoveries

The matrix spike and matrix spike duplicate recovered below control limits at 75% and 79% for the spike analysis performed on sample FWGLL12mw-189C-1791-GW. The nitrate-nitrite results for FWGEQUIPRinse4-1808-GW and FWGLL12mw-189C-1791-GW were qualified as estimated, “UJ/J”.

Sample Sum arym

Client: Environmental Quality Mgt., Inc.s
Project/Site: RVAAP (OH)s

TestAmerica Job ID: 240-2555-1s

Lab Sample IDm	Client Sample IDm	Matrixm	Collectedm	Receivedm
240-2555-1s	FWGTEAM1-TRIPs	Waters	08/04/11 08:00s	08/04/11 14:30s
240-2555-2s	FWGLL12mw-189C-1791-GWs	Waters	08/04/11 08:35s	08/04/11 14:30s
240-2555-3s	FWGLL12mw-189C-1791-GFs	Waters	08/04/11 08:35s	08/04/11 14:30s
240-2555-4s	FWGEQUIPRINSE4-1808-GWs	Waters	08/04/11 09:30s	08/04/11 14:30s
240-2555-5s	FWGTEAM2-TRIPs	Waters	08/04/11 08:00s	08/04/11 14:30s
240-2555-6s	FWGLL3mw-241C-1777-GWs	Waters	08/04/11 08:42s	08/04/11 14:30s
240-2555-7s	FWGLL3mw-241C-1777-GFs	Waters	08/04/11 08:42s	08/04/11 14:30s
240-2555-8s	FWGTEAM3-TRIPs	Waters	08/04/11 08:00s	08/04/11 14:30s
240-2555-9s	FWGLL3mw-236C-1775-GWs	Waters	08/04/11 08:56s	08/04/11 14:30s
240-2555-10s	FWGLL3mw-236C-1775-GFs	Waters	08/04/11 08:56s	08/04/11 14:30s

Chain of Custody Record

TestAmerica

THE LEADER IN ENVIRONMENTAL TESTING

TestAmerica Laboratory location: North Canton

Regulatory program: ☐ DW ☐ NPDES ☐ RCRA ☐ Other

TestAmerica Laboratories, Inc.

Client Contact				
Company Name: EQM	Client Project Manager: John Miller	Site Contact: Erik Corbin	Lab Contact: Mark Loeb	COC No: 080411Team1-1
Address: 1800 Carillon Blvd	Telephone: 513-825-7500	Telephone:	Telephone:	1 of 1 COCs
City/State/Zip: Cincinnati OH 45240	Email: ecorbin@eqm.com	Analysis Turnaround Time (CALENDAR days)	Analyses	For lab use only
Phone: 513-825-7500		TAT if different from below ☐ 3 weeks ☐ 2 weeks ☐ 1 week ☐ 2 days ☐ 1 day		Walk-in client ☐ Lab pickup ☐ Lab sampling ☐ Job/SDG No.
Project Name: RVAAP	Method of Shipment/Carrier: Lab Pick-up			
Project Number: 030240.0006	Shipping/Tracking No: NA			
PO# 16726				

Sample Identification	Sample Date	Sample Time	Matrix: Air	Aqueous	Sediment	Solid	Other:	Containers & Preservatives: H2SO4	HNO3	HCl	NaOH	ZnAc/NaOH	Unpres	Other:	Filtered Sample (Y/N)	Composite (C) or Grab (G)	VOCs 8260	SVOCs 8270	Pest 8081	PCB 8082	Explosives 8330	Propellants 6010B/7470A	Metals 6010B/7470A	Hexavalent Cr 7196	NO3/NO2 353.2	Sample Specific Notes / Special Instructions:
FWGTeam1-Trip	8/4/11	08:00		X						2					N	G	X									Cooler 1 2 3
FWGLL12mw-189C-1791-GW	8/4/11	08:35		X				1		3			9		N	G	X	X	X	X	X	X			X	* 1 2 3
FWGLL12mw-189C-1791-GF	8/4/11	08:35		X					1				1		Y	G							X	X		1 2 3
FWGEQUIPRinse4-1808-GW	8/4/11	09:30		X				1	1	3			10		N	G	X	X	X	X	X	X	X	X	X	* SR4

Possible Hazard Identification: ☒ Non-Hazard ☐ Flammable ☐ Skin Irritant ☐ Poison B ☐ Unknown

Sample Disposal (A fee may be assessed if samples are retained longer than 1 month): ☐ Return to Client ☒ Disposal By Lab ☐ Archive For _____ Months

Special Instructions/QC Requirements & Comments:
Metals and Cr+6 are field filtered. * 8270 TAL = Nitroaromatics/Phthalates/Phenols/PAHs

Relinquished by:	Company:	Date/Time:	Received by:	Company:	Date/Time:
			RC Reber	TAL-NC	8/4/11 1100
D. Stewart	EQ	8-4-11 1100	Received by:	Company:	Date/Time:
RC Reber	TAL-NC	8/4/11 1430	Received in Laboratory by: JL Meffe	Company: TA NC	Date/Time: 8/4/11 1430

All VOCs in Cooler 123

All Cr+6 in cooler 123

Samples may not meet temp requirements if collected close to lab pick-up time.

©2008, TestAmerica Laboratories, Inc. All rights reserved.
TestAmerica & Design ™ are trademarks of TestAmerica Laboratories, Inc.

Chain of Custody Record

TestAmerica Laboratory location: Canton Ohio

Regulatory program: ☐ DW ☐ NPDES ☐ RCRA ☐ Other

TestAmerica
THE LEADER IN ENVIRONMENTAL TESTING

TestAmerica Laboratories, Inc.

Client Contact				
Company Name: EQM	Client Project Manager: John Miller	Site Contact: Erik Corbin	Lab Contact: M. Loeb	COC No: CAL006
Address: 1800 Carillon Blvd	Telephone: 5138257500 (fax 7495)	Telephone:	Telephone: 3304979396	1 of 1 COCs
City/State/Zip: Cincinnati OH 45240	Email: ecorbin@eqm.com			
Phone: 5138257500				
Project Name: RVAAP	Method of Shipment/Carrier: Lab Pickup			
Project Number: 30240.0006.48	Shipping/Tracking No: N/A			
PO# 16726				

Analysis Turnaround Time (in BUS days): TAT if different from below ____ per SOW: ☒ 3 weeks ☐ 2 weeks ☐ 1 week ☐ 2 days ☐ 1 day

For lab use only: Walk-in client ☐ Lab pickup ☐ Lab sampling ☐ Job/SDG No.

Sample Identification	Sample Date	Sample Time	Matrix: Air	Aqueous	Sediment	Solid	Other:	Containers & Preservatives: H2SO4	HNO3	HCl	NaOH	ZnAc/NaOH	Unpres	Other:	Filtered Sample (Y/N)	Composite C/Grab G	Analyses: VOC 8260	SVOC 8270 ✱ See List	Pest 8081	~~PCB 8082~~ Cal	EXPLO 8330	Propellants	NO_2NO_3	Metals 6010/6020 ~~7470~~	Cr^{+6}	Sample Specific Notes / Special Instructions: Cooler 10#
FWG Team2-Trip	080411	0800		X						2							X									AD7
FWGLL3mw-241C-1777-GW	↓	0842		X						3			7		N	G	X	X	X		X	X				AD7
FWGLL3mw-241C-1777-GF	↓	↓		X					1						X	G								X		AD7

Possible Hazard Identification: ☒ Non-Hazard ☐ Flammable ☐ Skin Irritant ☐ Poison B ☐ Unknown

Sample Disposal (A fee may be assessed if samples are retained longer than 1 month): ☐ Return to Client ☒ Disposal By Lab ☐ Archive For ____ Months

Special Instructions/QC Requirements & Comments: SVOC TAL = Nitro Aromatics + Phalates

All VOAs in cooler AD7 ~~All CR+6 in cooler~~ Cal

temps may not meet requirements if sample collection is close to lab pickup times"

Relinquished by:	Company:	Date/Time:	Received by:	Company:	Date/Time:
[signature]	EQ	8-4-11 1100	RC [signature]	TAL-NC	8/4/11 1100
RC [signature]	TAL-NC	8/4/11-1430			
			Received in Laboratory by: [signature]	TA NC	8/4/11 1430

©2008, TestAmerica Laboratories, Inc. All rights reserved.
TestAmerica & Design ™ are trademarks of TestAmerica Laboratories, Inc.

TAL-0018 (1008)

Chain of Custody Record

TestAmerica

THE LEADER IN ENVIRONMENTAL TESTING

TestAmerica Laboratory location: North Canton

Regulatory program: ☐ DW ☐ NPDES ☐ RCRA ☐ Other

TestAmerica Laboratories, Inc.

Client Contact				
Company Name: EQM	Client Project Manager: John Miller	Site Contact: E. Corbin	Lab Contact: Mark Loeb	COC No: 480005
Address: 1800 Carillon Blvd	Telephone: 513-825-7500	Telephone: 513-825-7495	Telephone: 330-497-9396	1 of 1 COCs
City/State/Zip: Cinti OH 45240	Email: ecorbin@eqm.com	Analysis Turnaround Time (CALENDAR days)	Analyses	For lab use only
Phone:		TAT if different from below: Personal ☐ 3 weeks ☐ 2 weeks ☐ 1 week ☐ 2 days ☐ 1 day		Walk-in client: ☐ Lab pickup: ☐ Lab sampling: ☐
Project Name: RVAAP (OH)	Method of Shipment/Carrier: Lab Pickup			Job/SDG No:
Project Number: 030240-0006	Shipping/Tracking No: N/A			
PO #				

Sample Identification	Sample Date	Sample Time	Matrix: Air	Aqueous	Sediment	Solid	Other:	Containers & Preservatives: H2SO4	HNO3	HCl	NaOH	ZnAc/NaOH	Unpres	Other:	Filtered Sample (Y/N)	Composite / Grab	VOC 8260	SVOC 8270*	Test 8081	PCB 8082	Explosives 8330	Propellants	Metals	Sample Specific Notes / Special Instructions:
FWGTEAM3-TRIP	8/4/11	0800		X						2					NG									PH12
FWGLL3MW-8236C-1775-GW	8/4/11	0856		X						3			7		NG		X	X	X		X	X		PH12
FWGLL3MW-236C-1775-GF	↓	↓		X					1						YG								X	PH12

Possible Hazard Identification: ☒ Non-Hazard ☐ Flammable ☐ Skin Irritant ☐ Poison B ☐ Unknown

Sample Disposal (A fee may be assessed if samples are retained longer than 1 month): ☐ Return to Client ☒ Disposal By Lab ☐ Archive For _____ Months

Special Instructions/QC Requirements & Comments: * SVOCs = Nitroaromatics + phthalates

Metals field filtered.

Relinquished by:	Company:	Date/Time:	Received by:	Company:	Date/Time:
[signature]	EQ	8-4-11 1100	[signature]	TALNC	8/4/11 1100
[signature]	TAL-NC	8/4/11 1430			
			Received in Laboratory by: [signature]	TA NC	8/4/11 1430

©2008, TestAmerica Laboratories, Inc. All rights reserved.
TestAmerica & Design ™ are trademarks of TestAmerica Laboratories, Inc.

TAL-0018 (1008)

09/21/2011

TestAmerica Cooler Receipt Form/Narrative **Lot Number:**_____

North Canton Facility

Client EQM Project RVAAP By: (Signature)

Cooler Received on 8/4/11 Opened on 8/5/11

FedEx ☐ UPS ☐ DHL ☐ FAS ☐ Stetson ☐ Client Drop Off ☐ TestAmerica Courier ☒ Other_____

TestAmerica Cooler # _____ Multiple Coolers ☒ Foam Box ☐ Client Cooler ☐ Other _____

1. Were custody seals on the outside of the cooler(s)? Yes ☒ No ☐ Intact? Yes ☒ No ☐ NA ☐
   If YES, Quantity 4 Quantity Unsalvageable_____
   Were custody seals on the outside of cooler(s) signed and dated? Yes ☒ No ☐ NA ☐
   Were custody seals on the bottle(s)? Yes ☐ No ☒
   If YES, are there any exceptions? _____
2. Shippers' packing slip attached to the cooler(s)? Yes ☐ No ☒
3. Did custody papers accompany the sample(s)? Yes ☒ No ☐ Relinquished by client? Yes ☒ No ☐
4. Were the custody papers signed in the appropriate place? Yes ☒ No ☐
5. Packing material used: Bubble Wrap ☒ Foam ☐ None ☐ Other _____
6. Cooler temperature upon receipt _____ °C See back of form for multiple coolers/temps ☒
   METHOD: IR ☒ Other ☐ _____
   COOLANT: Wet Ice ☒ Blue Ice ☐ Dry Ice ☐ Water ☐ None ☐
7. Did all bottles arrive in good condition (Unbroken)? Yes ☒ No ☐
8. Could all bottle labels be reconciled with the COC? Yes ☒ No ☐
9. Were sample(s) at the correct pH upon receipt? Yes ☒ No ☐ NA ☐
10. Were correct bottle(s) used for the test(s) indicated? Yes ☒ No ☐
11. Were air bubbles >6 mm in any VOA vials? Yes ☐ No ☒ NA ☐
12. Sufficient quantity received to perform indicated analyses? Yes ☒ No ☐
13. Was a trip blank present in the cooler(s)? Yes ☒ No ☐ Were VOAs on the COC? Yes ☒ No ☐

Contacted PM _____ Date _____ by _____ via Verbal ☐ Voice Mail ☐ Other ☐

Concerning _____

14. CHAIN OF CUSTODY

The following discrepancies occurred:

15. SAMPLE CONDITION

Sample(s)_____ were received after the recommended holding time had expired.

Sample(s)_____ were received in a broken container.

Sample(s)_____ were received with bubble >6 mm in diameter. (Notify PM)

16. SAMPLE PRESERVATION

Sample(s) _____ were further preserved in Sample Receiving to meet recommended pH level(s). *Nitric Acid Lot#* 100110-HNO_3; *Sulfuric Acid Lot#* 110410-H_2SO_4; *Sodium Hydroxide Lot#* 100108 -*NaOH; Hydrochloric Acid Lot#* 092006-*HCl; Sodium Hydroxide and Zinc Acetate Lot#* 100108-$(CH_3COO)_2ZN$/*NaOH*. What time was preservative added to sample(s)? _____

Client ID	pH	Date	Initials
1791	<2 <2	8/5/11	q
1808	<2 <2	"	"
1777	<2	"	"
1775	<2	"	"

TestAmerica Cooler Receipt Form/Narrative
North Canton Facility

Client ID	pH	Date	Initials

Cooler #	Temp. °C	Method	Coolant
123	2.2	FR	Ice
SR4	3.8	I	I
AD7	1.9		
PH12	2.1		

Discrepancies Cont'd:

Login Sample Receipt Checklist

Client: Environmental Quality Mgt., Inc.i

Job Number: 240-2555-1i

Login Number: 2555g

List Source: TestAmerica North Canton

List Number: 1

Creator: McFadden, John

Questiong	Answerg	Comment
Radioactivity either was not measured or, if measured, is at or below i backgroundi	N/Ai	
The cooler's custody seal, if present, is intact.i	True	
The cooler or samples do not appear to have been compromised or i tampered with.	True	
Samples were received on ice.i	True	
Cooler Temperature is acceptable.i	True	
Cooler Temperature is recorded.i	Truei	2.2/3.8/1.9/2.1
COC is present.i	True	
COC is filled out in ink and legible.i	True	
COC is filled out with all pertinent information.i	True	
Is the Field Sampler's name present on COC?i	True	
There are no discrepancies between the sample IDs on the containers and i the COC.	True	
Samples are received within Holding Time.i	True	
Sample containers have legible labels.i	True	
Containers are not broken or leaking.i	True	
Sample collection date/times are provided.i	True	
Appropriate sample containers are used.i	True	
Sample bottles are completely filled.i	True	
Sample Preservation Verified.i	True	
There is sufficient vol. for all requested analyses, incl. any requested i MS/MSDs	True	
VOA sample vials do not have headspace or bubble is <6mm (1/4") in i diameter.	True	
Multiphasic samples are not present.i	True	
Samples do not requ re splitting or compositing.i	True	
Residual Chlorine Checked.i	N/A	

Job ID: 240-2555-1 s

Laboratory: TestAmerica North Canton s

Narratives

CASE NARRATIVEs

Client: Environmental Quality Mgt., Inc. s

Project: RVAAP (OH) s

Report Number: 240-2555-1 s

W th the exceptions noted as flags or footnotes, standard analytical protocols were followed in the analysis of the samples and no i problems were encountered or anomalies observed. In add tion all laboratory quality control samples were with n established control i limits, with any exceptions noted below. Each sample was analyzed to ach eve the lowest possible reporting limit with n the constraints of i the method. In some cases, due to interference or analytes present at h gh concentrations, samples were d luted. For d luted samples, i the reporting limits are adjusted relative to the d lution requ red.i

TestAmerica North Canton attests to the valid ty of the laboratory data generated by TestAmerica facilities reported herein. All analyses i performed by TestAmerica facilities were done using established laboratory SOPs that incorporate QA/QC procedures described in the i application methods. TestAmerica's operations groups have reviewed the data for compliance with the laboratory QA/QC plan, and data i have been found to be compliant with laboratory protocols unless otherwise noted below.i

The test results in th s report meet all NELAP requ rements for parameters for wh ch accred tation is requ red or available. Any exceptions i to NELAP requ rements are noted in th s report. Pursuant to NELAP, th s report may not be reproduced, except in full, without the written i approval of the laboratory.i

Calculations are performed before round ng to avoid round-off errors in calculated results.i

All hold ng times were met and proper preservation noted for the methods performed on these samples, unless otherwise detailed in the i nd vidual sections below.i

All solid sample results are reported on an "as received" basis unless otherwise ind cated by the presence of a %i solids value in the i method header.i

Th s laboratory report is conf dential and is intended for the sole use of TestAmerica and its client.i

RECEIPT s

The samples were received on 08/04/2011; the samples arrived in good cond tion, properly preserved and on ice. The temperature of the i coolers at receipt were 1.9, 2.1, 2.2 and 3.8 C.i

VOLATILE ORGANIC COMPOUNDS (GC-MS) s

Samples FWGTEAM1-TRIP (240-2555-1), FWGLL12mw-189C-1791-GW (240-2555-2), FWGTEAM2-TRIP (240-2555-5), FWGLL3mw-241C-1777-GW (240-2555-6), FWGTEAM3-TRIP (240-2555-8) and FWGLL3mw-236C-1775-GW (240-2555-9) were analyzed for volatile organic compounds (GC-MS) in accordance with EPA SW-846 Method 8260B. The samples were analyzed on 08/16/2011.

Methylene Chloride failed the recovery criteria low for MRL 240-12149/4. 2-Butanone (MEK) failed the recovery criteria h gh. Refer to the i QC report for details.i

Sp ked QC results for cis-1,2-Dichloroethene and trans-1,2-Dichloroethene are reported in support of 1,2-Dichloroethene, total.i
Sp ked QC results for m-Xylenes & p-Xylene and o-Xylene are reported in support of Xylenes, total.i
No other d ff culties were encountered during the VOCs analyses. All other quality control parameters were with n the acceptance limits.i

SEMIVOLATILE ORGANIC COMPOUNDS (GC-MS) s

Samples FWGLL12mw-189C-1791-GW (240-2555-2), FWGLL3mw-241C-1777-GW (240-2555-6) and FWGLL3mw-236C-1775-GW i (240-2555-9) were analyzed for semivolatile organic compounds (GC-MS) in accordance with EPA SW-846 Method 8270C. The samples i

Job ID: 240-2555-1 (Continued) s

Laboratory: TestAmerica North Canton (Continued) s

were analyzed on 08/17/2011. i

Surrogates are added during the extraction process prior to d lution. When the sample is d luted, surrogate recoveries are d luted out and i no corrective action is requ red.i

The following sample contained surrogate recoveries low for Nitrobenzene-d5: FWGLL3mw-241C-1777-GW (240-2555-6). Since LCG i criterion is that all surrogates be above 10%i, no corrective action is requ red. i

Insuff cient sample volume was available to perform matrix sp ke/matrix sp ke duplicate (MS/MSD) for batch 11090/8270.i

No other d ff culties were encountered during the SVOC analyses. All other quality control parameters were with n the acceptance limits.i

CHLORINATED PESTICIDES s

Samples FWGLL12mw-189C-1791-GW (240-2555-2), FWGLL3mw-241C-1777-GW (240-2555-6) and FWGLL3mw-236C-1775-GW i (240-2555-9) were analyzed for chlorinated pesticides in accordance with EPA SW-846 Method 8081A. The samples were analyzed on i 08/26/2011 and 09/09/2011. i

Surrogates are added during the extraction process prior to d lution. When the sample d lution is 5X or greater, surrogate recoveries are i d luted out and no corrective action is requ red.i

The following sample contained surrogate recoveries low for DCB Decachlorobiphenyl: FWGLL12mw-189C-1791-GW (240-2555-2). i Since LCG criterion is that all surrogates be above 10%i, no corrective action is requ red. i

The opening Toxaphene continu ng calibration verif cation (CCV) was recovered above the upper control limit. The samples associated i with th s CCVFWGEQUIPRINSE4-1808-GW, FWGLL12mw-189C-1791-GW were not detected for Toxaphene above the reporting limit; i therefore the data have been reported.i

The opening and closing for Toxaphene continu ng calibration verif cation (CCV) was recovered above the upper control limit. The i samples associated with th s CCVFWGLL3mw-236C-1775-GW, FWGLL3mw-241C-1777-GW were not detected for Toxaphene above the i reporting limit; therefore the data have been reported.i

No other d ff culties were encountered during the pesticides analyses. All other quality control parameters were with n the acceptance i limits.i

POLYCHLORINATED BIPHENYLS (PCBS) s

Sample FWGLL12mw-189C-1791-GW (240-2555-2) was analyzed for polychlorinated biphenyls (PCBs) in accordance with EPA SW-846 i Method 8082. The samples were analyzed on 08/18/2011. i

Surrogates are added during the extraction process prior to d lution. When the sample d lution is 5X or greater, surrogate recoveries are i d luted out and no corrective action is requ red.i

The following sample contained surrogate recoveries low for DCB Decachlorobiphenyl: FWGLL12mw-189C-1791-GW (240-2555-2). i Since LCG criterion is that all surrogates be above 10%i, no corrective action is requ red. i

No other d ff culties were encountered during the PCBs analysis. All other quality control parameters were with n the acceptance limits.i

TOTAL RECOVERABLE METALS (ICP) s

Samples FWGLL12mw-189C-1791-GF (240-2555-3), FWGLL3mw-241C-1777-GF (240-2555-7) and FWGLL3mw-236C-1775-GF i (240-2555-10) were analyzed for total recoverable metals (ICP) in accordance with EPA SW-846 Method 6010B. The samples were i analyzed on 08/23/2011. i

Several analytes were detected in method blank MB 240-12405/1-A at levels that were above the method detection limit but below the i reporting limit. The values should be considered estimates, and have been flagged “J”. If the associated sample reported a result above i the MDL and/or RL, the result has been “B” flagged. Refer to the QC report for details.

Job ID: 240-2555-1 (Continued) s

Laboratory: TestAmerica North Canton (Continued) s

No other d ff culties were encountered during the metals analyses. All other quality control parameters were with n the acceptance limits.i

TOTAL RECOVERABLE METALS (ICPMS) s

Samples FWGLL12mw-189C-1791-GF (240-2555-3), FWGLL3mw-241C-1777-GF (240-2555-7) and FWGLL3mw-236C-1775-GF i (240-2555-10) were analyzed for total recoverable metals (ICPMS) in accordance with EPA SW-846 Method 6020. The samples were i analyzed on 08/24/2011 and 08/26/2011. i

Sod um and Z nc were detected in method blank MB 240-12405/1-A at levels exceed ng the reporting limit. If the associated sample i reported a result above the MDL and/or RL, the result has been “B” flagged. i

Z nc was detected in method blank MB 240-13102/1-A at a level exceed ng the reporting limit. If the associated sample reported a result i above the MDL and/or RL, the result has been “B” flagged. Refer to the QC report for details.i

No other d ff culties were encountered during the metals analyses. All other quality control parameters were with n the acceptance limits.i

DISSOLVED HEXAVALENT CHROMIUMs

Sample FWGLL12mw-189C-1791-GF (240-2555-3) was analyzed for Dissolved hexavalent chromium in accordance with EPA SW-846 i Method 7196A. The samples were analyzed on 08/05/2011. i

No d ff culties were encountered during the hexavalent chromium analysis. All quality control parameters were with n the acceptance i limits.i

TOTAL MERCURY s

Samples FWGLL12mw-189C-1791-GF (240-2555-3), FWGLL3mw-241C-1777-GF (240-2555-7) and FWGLL3mw-236C-1775-GF i (240-2555-10) were analyzed for total mercury in accordance with EPA SW-846 Methods 7470A. The samples were analyzed on i 08/19/2011. i

No d ff culties were encountered during the mercury analyses. All quality control parameters were with n the acceptance limits.i

Case Narrative

TestAmerica West Sacramento Project Number G1H080421

General Comments
The samples & the temperature blank were received by the laboratory at 1degrees C. Wet ice was used as the cooling agent.

WATER, 8330, Explosives
Sample(s): 1, 2, 3, 4
There was insufficient sample volume to prepare a matrix spike/matrix spike duplicate (MS/MSD) pair with this batch.

Sample(s): 1, 2, 3, 4
The MRL standard analyzed on 8/17/11 had a high percent difference for RDX. Since the MRL standard is at concentration that is approximately 2X the method detection limit and the analyte was detected, no further corrective action was performed.

WATER, 353.2, Nitrate/Nitrite
Sample(s): 1, 2
The matrix spikes, which were performed on sample 1, have low recoveries due to possible matrix interferences. Since the laboratory control sample met acceptance criteria, no corrective action was performed.

There were no other anomalies associated with this project.

Client Sample ID: FWGTEAM1-TRIP i
Date Collected: 08/04/11 08:00 i
Date Received: 08/04/11 14:30 i

Lab Sample ID: 240-2555-1 i
Matr x: Water i

Method: 8260B - Volatile Organic Compounds (GC/MS) i

Analytei	Resulti	Qualif er i	RL i	MDL i	Uniti	Di	Prepared i	Analyzed i	Dil Fac i
1,1,1-Trichloroethanes	1.0s	Us	1.0s	0.22s	ug/L s			08/16/11 18:12s	1s
1,1,2,2-Tetrachloroethanes	1.0s	Us	1.0s	0.18 s	ug/L s			08/16/11 18:12s	1s
1,1,2-Trichloroethanes	1.0s	Us	1.0s	0.27 s	ug/L s			08/16/11 18:12s	1s
1,1-Dichloroethanes	1.0s	Us	1.0s	0.15s	ug/L s			08/16/11 18:12s	1s
1,1-Dichloroethenes	1.0s	Us	1.0s	0.19 s	ug/L s			08/16/11 18:12s	1s
1,2-Dichloroethanes	1.0s	Us	1.0s	0.22s	ug/L s			08/16/11 18:12s	1s
1,2-Dichloroethene, Totals	1.0s	Us	1.0s	0.34s	ug/L s			08/16/11 18:12s	1s
1,2-Dichloropropanes	1.0s	Us	1.0s	0.18 s	ug/L s			08/16/11 18:12s	1s
2-Hexanones	10s	Us	10s	0.41s	ug/L s			08/16/11 18:12s	1s
Bromochloromethanes	1.0s	Us	1.0s	0.29 s	ug/L s			08/16/11 18:12s	1s
Acetones	10s	Us	10s	1.1s	ug/L s			08/16/11 18:12s	1s
Benzenes	1.0s	Us	1.0s	0.13 s	ug/L s			08/16/11 18:12s	1s
Bromoforms	1.0s	Us	1.0s	0.64s	ug/L s			08/16/11 18:12s	1s
Bromomethanes	1.0s	Us	1.0s	0.41s	ug/L s			08/16/11 18:12s	1s
Carbon disulfides	1.0s	Us	1.0s	0.13 s	ug/L s			08/16/11 18:12s	1s
Carbon tetrachlorides	1.0s	Us	1.0s	0.13 s	ug/L s			08/16/11 18:12s	1s
Chlorobenzenes	1.0s	Us	1.0s	0.15s	ug/L s			08/16/11 18:12s	1s
Chloroethanes	1.0s	Us	1.0s	0.29 s	ug/L s			08/16/11 18:12s	1s
Chloroforms	1.0s	Us	1.0s	0.16 s	ug/L s			08/16/11 18:12s	1s
Chloromethanes	1.0s	Us	1.0s	0.30s	ug/L s			08/16/11 18:12s	1s
cis-1,2-Dichloroethenes	1.0s	Us	1.0s	0.17 s	ug/L s			08/16/11 18:12s	1s
cis-1,3-Dichloropropenes	1.0s	Us	1.0s	0.14s	ug/L s			08/16/11 18:12s	1s
Bromodichloromethanes	1.0s	Us	1.0s	0.15s	ug/L s			08/16/11 18:12s	1s
Ethylbenzenes	1.0s	Us	1.0s	0.17 s	ug/L s			08/16/11 18:12s	1s
1,2-Dibromoethanes	1.0s	Us	1.0s	0.24s	ug/L s			08/16/11 18:12s	1s
m-Xylene & p-Xylenes	2.0s	Us	2.0s	0.24s	ug/L s			08/16/11 18:12s	1s
2-Butanone (MEK)s	10s	Us	10s	0.57 s	ug/L s			08/16/11 18:12s	1s
4-Methyl-2-pentanone (MIBK)s	10s	Us	10s	0.32s	ug/L s			08/16/11 18:12s	1s
Methylene Chlorides	2.0s	Us	2.0s	0.33 s	ug/L s			08/16/11 18:12s	1s
o-Xylenes	1.0s	Us	1.0s	0.14s	ug/L s			08/16/11 18:12s	1s
Styrenes	1.0s	Us	1.0s	0.11s	ug/L s			08/16/11 18:12s	1s
Tetrachloroethenes	1.0s	Us	1.0s	0.29 s	ug/L s			08/16/11 18:12s	1s
Toluenes	1.0s	Us	1.0s	0.13 s	ug/L s			08/16/11 18:12s	1s
trans-1,2-Dichloroethenes	1.0s	Us	1.0s	0.19 s	ug/L s			08/16/11 18:12s	1s
trans-1,3-Dichloropropenes	1.0s	Us	1.0s	0.19 s	ug/L s			08/16/11 18:12s	1s
Trichloroethenes	1.0s	Us	1.0s	0.17 s	ug/L s			08/16/11 18:12s	1s
Vinyl chlorides	1.0s	Us	1.0s	0.22s	ug/L s			08/16/11 18:12s	1s
Xylenes, Totals	2.0s	Us	2.0s	0.28 s	ug/L s			08/16/11 18:12s	1s
Dibromochloromethanes	1.0s	Us	1.0s	0.18 s	ug/L s			08/16/11 18:12s	1s

Surrogatea	*% Recoverya*	*Qualifiera*	*Limitsa*	*Prepareda*	*Analyzeda*	*Dil Faca*
1,2-Dichloroethane-d4 (Surr)2	*992*		*50 - 1502*		*08/16/11 18:12*	*12*
4-Bromofluorobenzene (Surr)2	*992*		*50 - 1502*		*08/16/11 18:12*	*12*
Toluene-d8 (Surr)2	*102*		*50 - 1502*		*08/16/11 18:12*	*12*
Dibromofluoromethane (Surr)2	*982*		*50 - 1502*		*08/16/11 18:12*	*12*

Client Sample ID: FWGLL12mw-189C-1791-GWi
Date Collected: 08/04/11 08:35 i
Date Received: 08/04/11 14:30 i

Lab Sample ID: 240-2555-2 i
Matr x: Water i

Method: 8260B - Volatile Organic Compounds (GC/MS) i

Analytei	Resulti	Qualif er i	RL i	MDL i	Uniti	Di	Prepared i	Analyzed i	Dil Fac i
1,1,1-Trichloroethanes	1.0s	Us	1.0s	0.22s	ug/L s			08/16/11 18:34s	1s
1,1,2,2-Tetrachloroethanes	1.0s	Us	1.0s	0.18 s	ug/L s			08/16/11 18:34s	1s
1,1,2-Trichloroethanes	1.0s	Us	1.0s	0.27 s	ug/L s			08/16/11 18:34s	1s
1,1-Dichloroethanes	1.0s	Us	1.0s	0.15s	ug/L s			08/16/11 18:34s	1s
1,1-Dichloroethenes	1.0s	Us	1.0s	0.19 s	ug/L s			08/16/11 18:34s	1s
1,2-Dichloroethanes	1.0s	Us	1.0s	0.22s	ug/L s			08/16/11 18:34s	1s
1,2-Dichloroethene, Totals	1.0s	Us	1.0s	0.34s	ug/L s			08/16/11 18:34s	1s
1,2-Dichloropropanes	1.0s	Us	1.0s	0.18 s	ug/L s			08/16/11 18:34s	1s
2-Hexanones	10s	Us	10s	0.41s	ug/L s			08/16/11 18:34s	1s
Bromochloromethanes	1.0s	Us	1.0s	0.29 s	ug/L s			08/16/11 18:34s	1s
Acetonei	3.2 i	Ji	10s	1.1s	ug/L s			08/16/11 18:34s	1s
Benzenes	1.0s	Us	1.0s	0.13 s	ug/L s			08/16/11 18:34s	1s
Bromoforms	1.0s	Us	1.0s	0.64s	ug/L s			08/16/11 18:34s	1s
Bromomethanes	1.0s	Us	1.0s	0.41s	ug/L s			08/16/11 18:34s	1s
Carbon disulfides	1.0s	Us	1.0s	0.13 s	ug/L s			08/16/11 18:34s	1s
Carbon tetrachlorides	1.0s	Us	1.0s	0.13 s	ug/L s			08/16/11 18:34s	1s
Chlorobenzenes	1.0s	Us	1.0s	0.15s	ug/L s			08/16/11 18:34s	1s
Chloroethanes	1.0s	Us	1.0s	0.29 s	ug/L s			08/16/11 18:34s	1s
Chloroforms	1.0s	Us	1.0s	0.16 s	ug/L s			08/16/11 18:34s	1s
Chloromethanes	1.0s	Us	1.0s	0.30s	ug/L s			08/16/11 18:34s	1s
cis-1,2-Dichloroethenes	1.0s	Us	1.0s	0.17 s	ug/L s			08/16/11 18:34s	1s
cis-1,3-Dichloropropenes	1.0s	Us	1.0s	0.14s	ug/L s			08/16/11 18:34s	1s
Bromodichloromethanes	1.0s	Us	1.0s	0.15s	ug/L s			08/16/11 18:34s	1s
Ethylbenzenes	1.0s	Us	1.0s	0.17 s	ug/L s			08/16/11 18:34s	1s
1,2-Dibromoethanes	1.0s	Us	1.0s	0.24s	ug/L s			08/16/11 18:34s	1s
m-Xylene & p-Xylenes	2.0s	Us	2.0s	0.24s	ug/L s			08/16/11 18:34s	1s
2-Butanone (MEK)s	10s	Us	10s	0.57 s	ug/L s			08/16/11 18:34s	1s
4-Methyl-2-pentanone (MIBK)s	10s	Us	10s	0.32s	ug/L s			08/16/11 18:34s	1s
Methylene Chlorides	2.0s	Us	2.0s	0.33 s	ug/L s			08/16/11 18:34s	1s
o-Xylenes	1.0s	Us	1.0s	0.14s	ug/L s			08/16/11 18:34s	1s
Styrenes	1.0s	Us	1.0s	0.11s	ug/L s			08/16/11 18:34s	1s
Tetrachloroethenes	1.0s	Us	1.0s	0.29 s	ug/L s			08/16/11 18:34s	1s
Toluenes	1.0s	Us	1.0s	0.13 s	ug/L s			08/16/11 18:34s	1s
trans-1,2-Dichloroethenes	1.0s	Us	1.0s	0.19 s	ug/L s			08/16/11 18:34s	1s
trans-1,3-Dichloropropenes	1.0s	Us	1.0s	0.19 s	ug/L s			08/16/11 18:34s	1s
Trichloroethenes	1.0s	Us	1.0s	0.17 s	ug/L s			08/16/11 18:34s	1s
Vinyl chlorides	1.0s	Us	1.0s	0.22s	ug/L s			08/16/11 18:34s	1s
Xylenes, Totals	2.0s	Us	2.0s	0.28 s	ug/L s			08/16/11 18:34s	1s
Dibromochloromethanes	1.0s	Us	1.0s	0.18 s	ug/L s			08/16/11 18:34s	1s

Surrogatea	*% Recoverya*	*Qualifiera*	*Limitsa*	*Prepareda*	*Analyzeda*	*Dil Faca*
1,2-Dichloroethane-d4 (Surr)2	*97 2*		*50 - 1502*		*08/16/11 18:342*	*12*
4-Bromofluorobenzene (Surr)2	*992*		*50 - 1502*		*08/16/11 18:342*	*12*
Toluene-d8 (Surr)2	*1012*		*50 - 1502*		*08/16/11 18:342*	*12*
Dibromofluoromethane (Surr)2	*1002*		*50 - 1502*		*08/16/11 18:342*	*12*

Method: 8270C - Semivolatile Organic Compounds (GC/MS) i

Analytei	Resulti	Qualif er i	RL i	MDL i	Uniti	Di	Prepared i	Analyzed i	Dil Fac i
2,2'-oxybis[1-chloropropane] s	0.96 s	Us	0.96 s	0.38 s	ug/L s		08/06/11 08:54s	08/17/11 16:52s	1s
2,4,5-Trichlorophenols	4.8 s	Us	4.8 s	0.29 s	ug/L s		08/06/11 08:54s	08/17/11 16:52s	1s
2,4,6-Trichlorophenols	4.8 s	Us	4.8 s	0.77 s	ug/L s		08/06/11 08:54s	08/17/11 16:52s	1s

Client Sample ID: FWGLL12mw-189C-1791-GWi
Date Collected: 08/04/11 08:35 i
Date Received: 08/04/11 14:30 i

Lab Sample ID: 240-2555-2 i
Matr x: Water i

Method: 8270C - Semivolatile Organic Compounds (GC/MS) (Continued) i

Analytei	Resulti	Qualif er i	RL i	MDL i	Uniti	Di	Prepared i	Analyzed i	Dil Fac i
2,4-Dichlorophenols	1.9 s	Us	1.9 s	0.77 s	ug/L s		08/06/11 08:54s	08/17/11 16:52s	1s
2,4-Dimethylphenols	1.9 s	Us	1.9 s	0.77 s	ug/L s		08/06/11 08:54s	08/17/11 16:52s	1s
2,4-Dinitrophenols	4.8 s	Us	4.8 s	2.3 s	ug/L s		08/06/11 08:54s	08/17/11 16:52s	1s
2,4-Dinitrotoluenes	4.8 s	Us	4.8 s	0.26 s	ug/L s		08/06/11 08:54s	08/17/11 16:52s	1s
2,6-Dinitrotoluenes	4.8 s	Us	4.8 s	0.77 s	ug/L s		08/06/11 08:54s	08/17/11 16:52s	1s
2-Chloronaphthalenes	0.96 s	Us	0.96 s	0.096 s	ug/L s		08/06/11 08:54s	08/17/11 16:52s	1s
2-Chlorophenols	0.96 s	Us	0.96 s	0.28 s	ug/L s		08/06/11 08:54s	08/17/11 16:52s	1s
Benzoic acid s	9.6 s	Us	9.6 s	9.6 s	ug/L s		08/06/11 08:54s	08/17/11 16:52s	1s
2-Methylnaphthalenes	0.19 s	Us	0.19 s	0.096 s	ug/L s		08/06/11 08:54s	08/17/11 16:52s	1s
2-Methylphenols	0.96 s	Us	0.96 s	0.77 s	ug/L s		08/06/11 08:54s	08/17/11 16:52s	1s
2-Nitroanilines	1.9 s	Us	1.9 s	0.77 s	ug/L s		08/06/11 08:54s	08/17/11 16:52s	1s
Benzyl alcohols	4.8 s	Us	4.8 s	0.37 s	ug/L s		08/06/11 08:54s	08/17/11 16:52s	1s
2-Nitrophenols	1.9 s	Us	1.9 s	0.27 s	ug/L s		08/06/11 08:54s	08/17/11 16:52s	1s
3,3'-Dichlorobenzidines	4.8 s	Us	4.8 s	0.36 s	ug/L s		08/06/11 08:54s	08/17/11 16:52s	1s
3-Nitroanilines	1.9 s	Us	1.9 s	0.27 s	ug/L s		08/06/11 08:54s	08/17/11 16:52s	1s
4,6-Dinitro-2-methylphenols	4.8 s	Us	4.8 s	2.3 s	ug/L s		08/06/11 08:54s	08/17/11 16:52s	1s
4-Bromophenyl phenyl ethers	1.9 s	Us	1.9 s	0.77 s	ug/L s		08/06/11 08:54s	08/17/11 16:52s	1s
4-Chloro-3-methylphenols	1.9 s	Us	1.9 s	0.77 s	ug/L s		08/06/11 08:54s	08/17/11 16:52s	1s
4-Chloroanilines	1.9 s	Us	1.9 s	0.77 s	ug/L s		08/06/11 08:54s	08/17/11 16:52s	1s
4-Chlorophenyl phenyl ethers	1.9 s	Us	1.9 s	0.29 s	ug/L s		08/06/11 08:54s	08/17/11 16:52s	1s
4-Nitroanilines	1.9 s	Us	1.9 s	0.77 s	ug/L s		08/06/11 08:54s	08/17/11 16:52s	1s
4-Nitrophenols	4.8 s	Us	4.8 s	2.3 s	ug/L s		08/06/11 08:54s	08/17/11 16:52s	1s
Acenaphthenes	0.19 s	Us	0.19 s	0.096 s	ug/L s		08/06/11 08:54s	08/17/11 16:52s	1s
Acenaphthylenes	0.19 s	Us	0.19 s	0.096 s	ug/L s		08/06/11 08:54s	08/17/11 16:52s	1s
Anthracenes	0.19 s	Us	0.19 s	0.096 s	ug/L s		08/06/11 08:54s	08/17/11 16:52s	1s
Benzo[a]anthracenes	0.19 s	Us	0.19 s	0.096 s	ug/L s		08/06/11 08:54s	08/17/11 16:52s	1s
Benzo[a]pyrenes	0.19 s	Us	0.19 s	0.096 s	ug/L s		08/06/11 08:54s	08/17/11 16:52s	1s
Benzo[b]fluoranthenes	0.19 s	Us	0.19 s	0.096 s	ug/L s		08/06/11 08:54s	08/17/11 16:52s	1s
Benzo[g,h,i]perylenes	0.19 s	Us	0.19 s	0.096 s	ug/L s		08/06/11 08:54s	08/17/11 16:52s	1s
Benzo[k]fluoranthenes	0.19 s	Us	0.19 s	0.096 s	ug/L s		08/06/11 08:54s	08/17/11 16:52s	1s
Bis(2-chloroethoxy)methanes	0.96 s	Us	0.96 s	0.31s	ug/L s		08/06/11 08:54s	08/17/11 16:52s	1s
Bis(2-chloroethyl)ethers	0.96 s	Us	0.96 s	0.096 s	ug/L s		08/06/11 08:54s	08/17/11 16:52s	1s
Bis(2-ethylhexyl) phthalatei	**1.3 i**	**Ji**	9.6 s	0.77 s	ug/L s		08/06/11 08:54s	08/17/11 16:52s	1s
Butyl benzyl phthalates	0.96 s	Us	0.96 s	0.77 s	ug/L s		08/06/11 08:54s	08/17/11 16:52s	1s
Carbazoles	0.96 s	Us	0.96 s	0.27 s	ug/L s		08/06/11 08:54s	08/17/11 16:52s	1s
1,2-Dichlorobenzenes	0.96 s	Us	0.96 s	0.28 s	ug/L s		08/06/11 08:54s	08/17/11 16:52s	1s
Chrysenes	0.19 s	Us	0.19 s	0.096 s	ug/L s		08/06/11 08:54s	08/17/11 16:52s	1s
1,3-Dichlorobenzenes	0.96 s	Us	0.96 s	0.77 s	ug/L s		08/06/11 08:54s	08/17/11 16:52s	1s
Dibenz(a,h)anthracenes	0.19 s	Us	0.19 s	0.096 s	ug/L s		08/06/11 08:54s	08/17/11 16:52s	1s
1,4-Dichlorobenzenes	0.96 s	Us	0.96 s	0.33 s	ug/L s		08/06/11 08:54s	08/17/11 16:52s	1s
Dibenzofurans	0.96 s	Us	0.96 s	0.096 s	ug/L s		08/06/11 08:54s	08/17/11 16:52s	1s
Diethyl phthalates	0.96 s	Us	0.96 s	0.58 s	ug/L s		08/06/11 08:54s	08/17/11 16:52s	1s
Dimethyl phthalates	0.96 s	Us	0.96 s	0.28 s	ug/L s		08/06/11 08:54s	08/17/11 16:52s	1s
Di-n-butyl phthalates	0.96 s	Us	0.96 s	0.64s	ug/L s		08/06/11 08:54s	08/17/11 16:52s	1s
Di-n-octyl phthalates	0.96 s	Us	0.96 s	0.77 s	ug/L s		08/06/11 08:54s	08/17/11 16:52s	1s
Fluoranthenes	0.19 s	Us	0.19 s	0.096 s	ug/L s		08/06/11 08:54s	08/17/11 16:52s	1s
Fluorenes	0.19 s	Us	0.19 s	0.096 s	ug/L s		08/06/11 08:54s	08/17/11 16:52s	1s
Hexachlorobenzenes	0.19 s	Us	0.19 s	0.096 s	ug/L s		08/06/11 08:54s	08/17/11 16:52s	1s
Hexachlorobutadienes	0.96 s	Us	0.96 s	0.26 s	ug/L s		08/06/11 08:54s	08/17/11 16:52s	1s
Hexachlorocyclopentadienes	9.6 s	Us	9.6 s	0.77 s	ug/L s		08/06/11 08:54s	08/17/11 16:52s	1s

Client Sample ID: FWGLL12mw-189C-1791-GWi
Date Collected: 08/04/11 08:35 i
Date Received: 08/04/11 14:30 i

Lab Sample ID: 240-2555-2 i
Matr x: Water i

Method: 8270C - Semivolatile Organic Compounds (GC/MS) (Continued) i

Analytei	Resulti	Qualif er i	RL i	MDL i	Uniti	Di	Prepared i	Analyzed i	Dil Fac i
Hexachloroethanes	0.96 s	Us	0.96 s	0.77 s	ug/L s		08/06/11 08:54s	08/17/11 16:52s	1s
Indeno[1,2,3-cd]pyrenes	0.19 s	Us	0.19 s	0.096 s	ug/L s		08/06/11 08:54s	08/17/11 16:52s	1s
Isophorones	0.96 s	Us	0.96 s	0.26 s	ug/L s		08/06/11 08:54s	08/17/11 16:52s	1s
Naphthalenes	0.19 s	Us	0.19 s	0.096 s	ug/L s		08/06/11 08:54s	08/17/11 16:52s	1s
Nitrobenzenes	0.96 s	Us	0.96 s	0.038 s	ug/L s		08/06/11 08:54s	08/17/11 16:52s	1s
N-Nitrosodi-n-propylamines	0.96 s	Us	0.96 s	0.77 s	ug/L s		08/06/11 08:54s	08/17/11 16:52s	1s
N-Nitrosodiphenylamines	0.96 s	Us	0.96 s	0.30s	ug/L s		08/06/11 08:54s	08/17/11 16:52s	1s
Pentachlorophenols	4.8 s	Us	4.8 s	2.3 s	ug/L s		08/06/11 08:54s	08/17/11 16:52s	1s
Phenols	0.96 s	Us	0.96 s	0.58 s	ug/L s		08/06/11 08:54s	08/17/11 16:52s	1s
Phenanthrenes	0.19 s	Us	0.19 s	0.096 s	ug/L s		08/06/11 08:54s	08/17/11 16:52s	1s
Pyrenes	0.19 s	Us	0.19 s	0.096 s	ug/L s		08/06/11 08:54s	08/17/11 16:52s	1s
3 & 4 Methylphenols	0.96 s	Us	0.96 s	0.72s	ug/L s		08/06/11 08:54s	08/17/11 16:52s	1s
1,2,4-Trichlorobenzenes	0.96 s	Us	0.96 s	0.27 s	ug/L s		08/06/11 08:54s	08/17/11 16:52s	1s

Surrogatea	*% Recoverya*	*Qualifiera*	*Limitsa*	*Prepareda*	*Analyzeda*	*Dil Faca*
-Fluorobiphenyl (Surr)2	*52*		*50 - 1502*	*08/06/11 08:542*	*08/17/11 16:52*	*12*
-Fluorophenol (Surr)2	*77 2*		*50 - 1502*	*08/06/11 08:542*	*08/17/11 16:52*	*12*
,4,6-Tribromophenol (Surr)2	*83 2*		*50 - 1502*	*08/06/11 08:542*	*08/17/11 16:52*	*12*
Nitrobenzene-d5 (Surr)2	*552*		*50 - 1502*	*08/06/11 08:542*	*08/17/11 16:52*	*12*
Phenol-d5 (Surr)2	*82*		*50 - 1502*	*08/06/11 08:542*	*08/17/11 16:52*	*12*
Terphenyl-d14 (Surr)2	*592*		*50 - 1502*	*08/06/11 08:542*	*08/17/11 16:52*	*12*

Method: 8081A - Organochlor ne Pestic des (GC) i

Analytei	Resulti	Qualif er i	RL i	MDL i	Uniti	Di	Prepared i	Analyzed i	Dil Fac i
Aldrins	0.031s	Us	0.031s	0.0085s	ug/L s		08/06/11 08:35s	08/26/11 04:23 s	1s
alpha-BHCs	0.031s	Us	0.031s	0.0072s	ug/L s		08/06/11 08:35s	08/26/11 04:23 s	1s
alpha-Chlordanes	0.031s	Us	0.031s	0.014s	ug/L s		08/06/11 08:35s	08/26/11 04:23 s	1s
beta-BHCs	0.031s	Us	0.031s	0.0087 s	ug/L s		08/06/11 08:35s	08/26/11 04:23 s	1s
4,4'-DDD	0.031s	Us	0.031s	0.0099 s	ug/L s		08/06/11 08:35s	08/26/11 04:23 s	1s
4,4'-DDEs	0.031s	Us	0.031s	0.010s	ug/L s		08/06/11 08:35s	08/26/11 04:23 s	1s
4,4'-DDTs	0.031s	Us	0.031s	0.016 s	ug/L s		08/06/11 08:35s	08/26/11 04:23 s	1s
delta-BHCs	0.031s	Us	0.031s	0.0090s	ug/L s		08/06/11 08:35s	08/26/11 04:23 s	1s
Dieldrins	0.031s	Us	0.031s	0.0077 s	ug/L s		08/06/11 08:35s	08/26/11 04:23 s	1s
Endosulfan Is	0.026 s	Us	0.026 s	0.013 s	ug/L s		08/06/11 08:35s	08/26/11 04:23 s	1s
Endosulfan IIs	0.026 s	Us	0.026 s	0.012s	ug/L s		08/06/11 08:35s	08/26/11 04:23 s	1s
Endosulfan sulfates	0.031s	Us	0.031s	0.011s	ug/L s		08/06/11 08:35s	08/26/11 04:23 s	1s
Endrins	0.031s	Us	0.031s	0.011s	ug/L s		08/06/11 08:35s	08/26/11 04:23 s	1s
Endrin aldehydes	0.031s	Us	0.031s	0.011s	ug/L s		08/06/11 08:35s	08/26/11 04:23 s	1s
Endrin ketones	0.031s	Us	0.031s	0.0080s	ug/L s		08/06/11 08:35s	08/26/11 04:23 s	1s
gamma-BHC (Lindane)s	0.031s	Us	0.031s	0.0066 s	ug/L s		08/06/11 08:35s	08/26/11 04:23 s	1s
gamma-Chlordanes	0.031s	Us	0.031s	0.012s	ug/L s		08/06/11 08:35s	08/26/11 04:23 s	1s
Heptachlors	0.031s	Us	0.031s	0.0082s	ug/L s		08/06/11 08:35s	08/26/11 04:23 s	1s
Heptachlor epoxides	0.031s	Us	0.031s	0.0073 s	ug/L s		08/06/11 08:35s	08/26/11 04:23 s	1s
Methoxychlors	0.10s	Us	0.10s	0.033 s	ug/L s		08/06/11 08:35s	08/26/11 04:23 s	1s
Toxaphenes	2.1s	Us	2.1s	0.33 s	ug/L s		08/06/11 08:35s	08/26/11 04:23 s	1s

Surrogatea	*% Recoverya*	*Qualifiera*	*Limitsa*	*Prepareda*	*Analyzeda*	*Dil Faca*
DCB Decachlorobiphenyl2	*43 2X2*		*5022 1502*	*08/06/11 08:352*	*08/26/11 04:23 2*	*12*
DCB Decachlorobiphenyl2	*43 2X2*		*5022 1502*	*08/06/11 08:352*	*08/26/11 04:23 2*	*12*
Tetrachloro-m-xylene2	*882*		*5022 1502*	*08/06/11 08:352*	*08/26/11 04:23 2*	*12*
Tetrachloro-m-xylene2	*83 2*		*5022 1502*	*08/06/11 08:352*	*08/26/11 04:23 2*	*12*

Client Sample ID: FWGLL12mw-189C-1791-GWi
Date Collected: 08/04/11 08:35 i
Date Received: 08/04/11 14:30 i

Lab Sample ID: 240-2555-2 i
Matrix: Water i

Method: 8082 - Polychlorinated Biphenyls (PCBs) by Gas Chromatography i

Analytei	Resulti	Qualifier i	RLi	MDLi	Uniti	Di	Preparedi	Analyzedi	Dil Faci
Aroclor-1016s	0.52us	U	0.52us	0.18us	ug/Ls		08/06/11 08:41us	08/18/11 04:13us	1us
Aroclor-1221s	0.52us	U	0.52us	0.13us	ug/Ls		08/06/11 08:41us	08/18/11 04:13us	1us
Aroclor-1232s	0.52us	U	0.52us	0.16us	ug/Ls		08/06/11 08:41us	08/18/11 04:13us	1us
Aroclor-1242s	0.52us	U	0.52us	0.23us	ug/Ls		08/06/11 08:41us	08/18/11 04:13us	1us
Aroclor-1248s	0.52us	U	0.52us	0.10us	ug/Ls		08/06/11 08:41us	08/18/11 04:13us	1us
Aroclor-1254s	0.52us	U	0.52us	0.16us	ug/Ls		08/06/11 08:41us	08/18/11 04:13us	1us
Aroclor-1260s	0.52us	U	0.52us	0.18us	ug/Ls		08/06/11 08:41us	08/18/11 04:13us	1us

Surrogatea	*% Recoverya*	*Qualifiera*	*Limitsa*	*Prepareda*	*Analyzeda*	*Dil Faca*
Tetrachloro-m-xylene2	*98 2*		*50 - 150 2*	*08/06/11 08:41 2*	*08/18/11 04:13 2*	*1 2*
Tetrachloro-m-xylene2	*95 2*		*50 - 150 2*	*08/06/11 08:41 2*	*08/18/11 04:13 2*	*1 2*
DCB Decachlorobiphenyl2	*362 X2*		*50 - 150 2*	*08/06/11 08:41 2*	*08/18/11 04:13 2*	*1 2*
DCB Decachlorobiphenyl2	*362 X2*		*50 - 150 2*	*08/06/11 08:41 2*	*08/18/11 04:13 2*	*1 2*

Method: 8330 (Modified) - Organic Compounds by UV/HPLC - Dissolved i

Analytei	Resulti	Qualifier i	RLi	MDLi	Uniti	Di	Preparedi	Analyzedi	Dil Faci
Nitroguanidines	20us	U	20us	2.4us	ug/Ls		08/15/11 13:20us	08/17/11 20:31us	1us

Method: 8330/8330A - Nitroaromatics & Nitramines: Explosives (8330/A) i

Analytei	Resulti	Qualifier i	RLi	MDLi	Uniti	Di	Preparedi	Analyzedi	Dil Faci
1,3,5-Trinitrobenzenei	**0.031 i**	**J**	0.097us	0.029us	ug/Ls		08/10/11 16:24us	08/17/11 21:00us	0.97us
1,3-Dinitrobenzenes	0.097us	U	0.097us	0.048us	ug/Ls		08/10/11 16:24us	08/17/11 21:00us	0.97us
2-Amino-4,6-dinitrotoluenes	0.097us	U	0.097us	0.097us	ug/Ls		08/10/11 16:24us	08/17/11 21:00us	0.97us
2,4,6-Trinitrotoluenes	0.097us	U	0.097us	0.048us	ug/Ls		08/10/11 16:24us	08/17/11 21:00us	0.97us
2,4-Dinitrotoluenes	0.097us	U	0.097us	0.048us	ug/Ls		08/10/11 16:24us	08/17/11 21:00us	0.97us
2,6-Dinitrotoluenes	0.097us	U	0.097us	0.048us	ug/Ls		08/10/11 16:24us	08/17/11 21:00us	0.97us
2-Nitrotoluenes	0.48us	U	0.48us	0.085us	ug/Ls		08/10/11 16:24us	08/17/11 21:00us	0.97us
3-Nitrotoluenes	0.48us	U	0.48us	0.055us	ug/Ls		08/10/11 16:24us	08/17/11 21:00us	0.97us
4-Amino-2,6-dinitrotoluenes	0.097us	U	0.097us	0.048us	ug/Ls		08/10/11 16:24us	08/17/11 21:00us	0.97us
4-Nitrotoluenes	0.48us	U	0.48us	0.085us	ug/Ls		08/10/11 16:24us	08/17/11 21:00us	0.97us
HMXs	0.097us	U	0.097us	0.035us	ug/Ls		08/10/11 16:24us	08/17/11 21:00us	0.97us
Nitrobenzenes	0.097us	U	0.097us	0.048us	ug/Ls		08/10/11 16:24us	08/17/11 21:00us	0.97us
Nitroglycerins	0.63us	U	0.63us	0.32us	ug/Ls		08/10/11 16:24us	08/17/11 21:00us	0.97us
RDXs	0.097us	U	0.097us	0.035us	ug/Ls		08/10/11 16:24us	08/17/11 21:00us	0.97us
PETNs	0.63us	U	0.63us	0.29us	ug/Ls		08/10/11 16:24us	08/17/11 21:00us	0.97us
Tetryls	0.097us	U	0.097us	0.048us	ug/Ls		08/10/11 16:24us	08/17/11 21:00us	0.97us

Surrogatea	*% Recoverya*	*Qualifiera*	*Limitsa*	*Prepareda*	*Analyzeda*	*Dil Faca*
3,4-Dinitrotoluene2	*88 2*		*50 - 150 2*	*08/10/11 16:24 2*	*08/17/11 21:00 2*	*0.97 2*

General Chemistry i

Analytei	Resulti	Qualifier i	RLi	MDLi	Uniti	Di	Preparedi	Analyzedi	Dil Faci
Nitrate-Nitriteis	**0.047 i**	**B**	0.10us	0.0053us	mg/Ls		08/20/11 00:00us	08/20/11 15:35us	1us
Nitrocelluloses	2.0us	U	2.0us	0.48us	mg/Ls		08/17/11 09:00us	08/18/11 13:19us	1us

Client Sample ID: FWGLL12mw-189C-1791-GF i
Date Collected: 08/04/11 08:35 i
Date Received: 08/04/11 14:30 i

Lab Sample ID: 240-2555-3 i
Matrix: Water i

Method: 6010B - Metals (ICP) - Total Recoverablei

Analytei	Resulti	Qualifier i	RLi	MDLi	Uniti	Di	Preparedi	Analyzedi	Dil Faci
Silvers	5.0s	Us	5.0s	2.2s	ug/L s		08/18/11 06:00s	08/23/11 09:34s	1s
Arsenic i	14 i		5.0s	3.2s	ug/L s		08/18/11 06:00s	08/23/11 09:34s	1s
Barium i	26 i	Bi	10s	0.67 s	ug/L s		08/18/11 06:00s	08/23/11 09:34s	1s
Calcium i	130000 i	Bi	1000s	130s	ug/L s		08/18/11 06:00s	08/23/11 09:34s	1s
Cobalti	1.7 i	Ji	5.0s	1.7 s	ug/L s		08/18/11 06:00s	08/23/11 09:34s	1s
Chromiums	5.0s	Us	5.0s	2.2s	ug/L s		08/18/11 06:00s	08/23/11 09:34s	1s
Coppers	5.0s	Us	5.0s	4.5s	ug/L s		08/18/11 06:00s	08/23/11 09:34s	1s
Potassiumi	1800 i	Bi	1000s	72s	ug/L s		08/18/11 06:00s	08/23/11 09:34s	1s
Magnesiumi	61000 i	Bi	1000s	34s	ug/L s		08/18/11 06:00s	08/23/11 09:34s	1s
Manganesei	280 i	Bi	10s	0.41s	ug/L s		08/18/11 06:00s	08/23/11 09:34s	1s
Nickels	10s	Us	10s	3.2s	ug/L s		08/18/11 06:00s	08/23/11 09:34s	1s
Lead s	3.0s	Us	3.0s	1.9 s	ug/L s		08/18/11 06:00s	08/23/11 09:34s	1s
Seleniums	5.0s	Us	5.0s	4.1s	ug/L s		08/18/11 06:00s	08/23/11 09:34s	1s
Vanadiums	10s	Us	10s	0.64s	ug/L s		08/18/11 06:00s	08/23/11 09:34s	1s

Method: 6020 - Metals (ICP/MS) - Total Recoverablei

Analytei	Resulti	Qualifier i	RLi	MDLi	Uniti	Di	Preparedi	Analyzedi	Dil Faci
Aluminumi	840 i		50s	19 s	ug/L s		08/18/11 06:00s	08/24/11 00:02s	1s
Berylliums	1.0s	Us	1.0s	0.20s	ug/L s		08/18/11 06:00s	08/24/11 00:02s	1s
Cadmiums	0.50s	Us	0.50s	0.13 s	ug/L s		08/18/11 06:00s	08/24/11 00:02s	1s
Ironi	3000 i		50s	26 s	ug/L s		08/18/11 06:00s	08/24/11 00:02s	1s
Antimony i	0.23 i	Ji	2.0s	0.13 s	ug/L s		08/18/11 06:00s	08/24/11 00:02s	1s
Thalliumi	1.2 i		1.0s	0.14s	ug/L s		08/18/11 06:00s	08/24/11 00:02s	1s
Znc i	14	Bi	10s	2.3 s	ug/L s		08/24/11 11:14s	08/26/11 16:58 s	1s
Sodiumi	43000 i	Bi	1000s	6.9 s	ug/L s		08/18/11 06:00s	08/24/11 00:02s	1s

Method: 7470A - Mercury (CVAA) i

Analytei	Resulti	Qualifier i	RLi	MDLi	Uniti	Di	Preparedi	Analyzedi	Dil Faci
Mercurys	0.20s	Us	0.20s	0.12s	ug/L s		08/17/11 11:20s	08/19/11 11:10s	1s

General Chemistry - Dissolvedi

Analytei	Resulti	Qualifier i	RLi	MDLi	Uniti	Di	Preparedi	Analyzedi	Dil Faci
Hexavalent chromiums	0.020s	Us	0.020s	0.0020s	mg/L s			08/05/11 08:28 s	1s

Client Sample ID: FWGEQUIPRINSE4-1808-GWi
Date Collected: 08/04/11 09:30 i
Date Received: 08/04/11 14:30 i

Lab Sample ID: 240-2555-4 i
Matrix: Water i

Method: 8260B - Volatile Organic Compounds (GC/MS) i

Analytei	Resulti	Qualifier i	RLi	MDLi	Uniti	Di	Preparedi	Analyzedi	Dil Faci
1,1,1-Trichloroethanes	1.0s	Us	1.0s	0.22s	ug/L s			08/16/11 18:55s	1s
1,1,2,2-Tetrachloroethanes	1.0s	Us	1.0s	0.18 s	ug/L s			08/16/11 18:55s	1s
1,1,2-Trichloroethanes	1.0s	Us	1.0s	0.27 s	ug/L s			08/16/11 18:55s	1s
1,1-Dichloroethanes	1.0s	Us	1.0s	0.15s	ug/L s			08/16/11 18:55s	1s
1,1-Dichloroethenes	1.0s	Us	1.0s	0.19 s	ug/L s			08/16/11 18:55s	1s
1,2-Dichloroethanes	1.0s	Us	1.0s	0.22s	ug/L s			08/16/11 18:55s	1s
1,2-Dichloroethene, Totals	1.0s	Us	1.0s	0.34s	ug/L s			08/16/11 18:55s	1s
1,2-Dichloropropanes	1.0s	Us	1.0s	0.18 s	ug/L s			08/16/11 18:55s	1s
2-Hexanones	10s	Us	10s	0.41s	ug/L s			08/16/11 18:55s	1s
Bromochloromethanes	1.0s	Us	1.0s	0.29 s	ug/L s			08/16/11 18:55s	1s

Client Sample ID: FWGEQUIPRINSE4-1808-GW
Date Collected: 08/04/11 09:30
Date Received: 08/04/11 14:30

Lab Sample ID: 240-2555-4
Matrix: Water

Method: 8260B - Volatile Organic Compounds (GC/MS) (Continued)

Analyte	Result	Qualifier	RL	MDL	Unit	D	Prepared	Analyzed	Dil Fac
Acetone	11		10	1.1	ug/L			08/16/11 18:55	1
Benzene	1.0	U	1.0	0.13	ug/L			08/16/11 18:55	1
Bromoform	1.0	U	1.0	0.64	ug/L			08/16/11 18:55	1
Bromomethane	1.0	U	1.0	0.41	ug/L			08/16/11 18:55	1
Carbon disulfide	1.0	U	1.0	0.13	ug/L			08/16/11 18:55	1
Carbon tetrachloride	1.0	U	1.0	0.13	ug/L			08/16/11 18:55	1
Chlorobenzene	1.0	U	1.0	0.15	ug/L			08/16/11 18:55	1
Chloroethane	1.0	U	1.0	0.29	ug/L			08/16/11 18:55	1
Chloroform	1.0	U	1.0	0.16	ug/L			08/16/11 18:55	1
Chloromethane	1.0	U	1.0	0.30	ug/L			08/16/11 18:55	1
cis-1,2-Dichloroethene	1.0	U	1.0	0.17	ug/L			08/16/11 18:55	1
cis-1,3-Dichloropropene	1.0	U	1.0	0.14	ug/L			08/16/11 18:55	1
Bromodichloromethane	1.0	U	1.0	0.15	ug/L			08/16/11 18:55	1
Ethylbenzene	1.0	U	1.0	0.17	ug/L			08/16/11 18:55	1
1,2-Dibromoethane	1.0	U	1.0	0.24	ug/L			08/16/11 18:55	1
m-Xylene & p-Xylene	2.0	U	2.0	0.24	ug/L			08/16/11 18:55	1
2-Butanone (MEK)	2.1	J	10	0.57	ug/L			08/16/11 18:55	1
4-Methyl-2-pentanone (MIBK)	10	U	10	0.32	ug/L			08/16/11 18:55	1
Methylene Chloride	2.0	U	2.0	0.33	ug/L			08/16/11 18:55	1
o-Xylene	1.0	U	1.0	0.14	ug/L			08/16/11 18:55	1
Styrene	1.0	U	1.0	0.11	ug/L			08/16/11 18:55	1
Tetrachloroethene	1.0	U	1.0	0.29	ug/L			08/16/11 18:55	1
Toluene	1.0	U	1.0	0.13	ug/L			08/16/11 18:55	1
trans-1,2-Dichloroethene	1.0	U	1.0	0.19	ug/L			08/16/11 18:55	1
trans-1,3-Dichloropropene	1.0	U	1.0	0.19	ug/L			08/16/11 18:55	1
Trichloroethene	1.0	U	1.0	0.17	ug/L			08/16/11 18:55	1
Vinyl chloride	1.0	U	1.0	0.22	ug/L			08/16/11 18:55	1
Xylenes, Total	2.0	U	2.0	0.28	ug/L			08/16/11 18:55	1
Dibromochloromethane	1.0	U	1.0	0.18	ug/L			08/16/11 18:55	1

Surrogate	*% Recovery*	*Qualifier*	*Limits*	*Prepared*	*Analyzed*	*Dil Fac*
1,2-Dichloroethane-d4 (Surr)	*102*		*50 - 150*		*08/16/11 18:55*	*1*
4-Bromofluorobenzene (Surr)	*98*		*50 - 150*		*08/16/11 18:55*	*1*
Toluene-d8 (Surr)	*101*		*50 - 150*		*08/16/11 18:55*	*1*
Dibromofluoromethane (Surr)	*97*		*50 - 150*		*08/16/11 18:55*	*1*

Method: 8270C - Semivolatile Organic Compounds (GC/MS)

Analyte	Result	Qualifier	RL	MDL	Unit	D	Prepared	Analyzed	Dil Fac
2,2'-oxybis[1-chloropropane]	0.96	U	0.96	0.38	ug/L		08/06/11 08:54	08/17/11 17:29	1
2,4,5-Trichlorophenol	4.8	U	4.8	0.29	ug/L		08/06/11 08:54	08/17/11 17:29	1
2,4,6-Trichlorophenol	4.8	U	4.8	0.77	ug/L		08/06/11 08:54	08/17/11 17:29	1
2,4-Dichlorophenol	1.9	U	1.9	0.77	ug/L		08/06/11 08:54	08/17/11 17:29	1
2,4-Dimethylphenol	1.9	U	1.9	0.77	ug/L		08/06/11 08:54	08/17/11 17:29	1
2,4-Dinitrophenol	4.8	U	4.8	2.3	ug/L		08/06/11 08:54	08/17/11 17:29	1
2,4-Dinitrotoluene	4.8	U	4.8	0.26	ug/L		08/06/11 08:54	08/17/11 17:29	1
2,6-Dinitrotoluene	4.8	U	4.8	0.77	ug/L		08/06/11 08:54	08/17/11 17:29	1
2-Chloronaphthalene	0.96	U	0.96	0.096	ug/L		08/06/11 08:54	08/17/11 17:29	1
2-Chlorophenol	0.96	U	0.96	0.28	ug/L		08/06/11 08:54	08/17/11 17:29	1
Benzoic acid	9.6	U	9.6	9.6	ug/L		08/06/11 08:54	08/17/11 17:29	1
2-Methylnaphthalene	0.19	U	0.19	0.096	ug/L		08/06/11 08:54	08/17/11 17:29	1
2-Methylphenol	0.96	U	0.96	0.77	ug/L		08/06/11 08:54	08/17/11 17:29	1

Client Sample ID: FWGEQUIPRINSE4-1808-GWi
Date Collected: 08/04/11 09:30 i
Date Received: 08/04/11 14:30 i

Lab Sample ID: 240-2555-4 i
Matr x: Water i

Method: 8270C - Semivolatile Organic Compounds (GC/MS) (Continued) i

Analytei	Resulti	Qualif er i	RL i	MDL i	Uniti	Di	Prepared i	Analyzed i	Dil Fac i
2-Nitroanilines	1.9 s	Us	1.9 s	0.77 s	ug/L s		08/06/11 08:54s	08/17/11 17:29 s	1s
Benzyl alcoholi	1.2 i	Ji	4.8 s	0.37 s	ug/L s		08/06/11 08:54s	08/17/11 17:29 s	1s
2-Nitrophenols	1.9 s	Us	1.9 s	0.27 s	ug/L s		08/06/11 08:54s	08/17/11 17:29 s	1s
3,3'-Dichlorobenzidines	4.8 s	Us	4.8 s	0.36 s	ug/L s		08/06/11 08:54s	08/17/11 17:29 s	1
3-Nitroanilines	1.9 s	Us	1.9 s	0.27 s	ug/L s		08/06/11 08:54s	08/17/11 17:29 s	1s
4,6-Dinitro-2-methylphenols	4.8 s	Us	4.8 s	2.3 s	ug/L s		08/06/11 08:54s	08/17/11 17:29 s	1s
4-Bromophenyl phenyl ethers	1.9 s	Us	1.9 s	0.77 s	ug/L s		08/06/11 08:54s	08/17/11 17:29 s	1s
4-Chloro-3-methylphenols	1.9 s	Us	1.9 s	0.77 s	ug/L s		08/06/11 08:54s	08/17/11 17:29 s	1s
4-Chloroanilines	1.9 s	Us	1.9 s	0.77 s	ug/L s		08/06/11 08:54s	08/17/11 17:29 s	1s
4-Chlorophenyl phenyl ethers	1.9 s	Us	1.9 s	0.29 s	ug/L s		08/06/11 08:54s	08/17/11 17:29 s	1s
4-Nitroanilines	1.9 s	Us	1.9 s	0.77 s	ug/L s		08/06/11 08:54s	08/17/11 17:29 s	1s
4-Nitrophenols	4.8 s	Us	4.8 s	2.3 s	ug/L s		08/06/11 08:54s	08/17/11 17:29 s	1s
Acenaphthenes	0.19 s	Us	0.19 s	0.096 s	ug/L s		08/06/11 08:54s	08/17/11 17:29 s	1s
Acenaphthylenes	0.19 s	Us	0.19 s	0.096 s	ug/L s		08/06/11 08:54s	08/17/11 17:29 s	1s
Anthracenes	0.19 s	Us	0.19 s	0.096 s	ug/L s		08/06/11 08:54s	08/17/11 17:29 s	1s
Benzo[a]anthracenes	0.19 s	Us	0.19 s	0.096 s	ug/L s		08/06/11 08:54s	08/17/11 17:29 s	1s
Benzo[a]pyrenes	0.19 s	Us	0.19 s	0.096 s	ug/L s		08/06/11 08:54s	08/17/11 17:29 s	1s
Benzo[b]fluoranthenes	0.19 s	Us	0.19 s	0.096 s	ug/L s		08/06/11 08:54s	08/17/11 17:29 s	1s
Benzo[g,h,i]perylenes	0.19 s	Us	0.19 s	0.096 s	ug/L s		08/06/11 08:54s	08/17/11 17:29 s	1s
Benzo[k]fluoranthenes	0.19 s	Us	0.19 s	0.096 s	ug/L s		08/06/11 08:54s	08/17/11 17:29 s	1s
Bis(2-chloroethoxy)methanes	0.96 s	Us	0.96 s	0.31s	ug/L s		08/06/11 08:54s	08/17/11 17:29 s	1s
Bis(2-chloroethyl)ethers	0.96 s	Us	0.96 s	0.096 s	ug/L s		08/06/11 08:54s	08/17/11 17:29 s	1s
Bis(2-ethylhexyl) phthalates	9.6 s	Us	9.6 s	0.77 s	ug/L s		08/06/11 08:54s	08/17/11 17:29 s	1s
Butyl benzyl phthalates	0.96 s	Us	0.96 s	0.77 s	ug/L s		08/06/11 08:54s	08/17/11 17:29 s	1s
Carbazoles	0.96 s	Us	0.96 s	0.27 s	ug/L s		08/06/11 08:54s	08/17/11 17:29 s	1s
1,2-Dichlorobenzenes	0.96 s	Us	0.96 s	0.28 s	ug/L s		08/06/11 08:54s	08/17/11 17:29 s	1s
Chrysenes	0.19 s	Us	0.19 s	0.096 s	ug/L s		08/06/11 08:54s	08/17/11 17:29 s	1s
1,3-Dichlorobenzenes	0.96 s	Us	0.96 s	0.77 s	ug/L s		08/06/11 08:54s	08/17/11 17:29 s	1s
Dibenz(a,h)anthracenes	0.19 s	Us	0.19 s	0.096 s	ug/L s		08/06/11 08:54s	08/17/11 17:29 s	1s
1,4-Dichlorobenzenes	0.96 s	Us	0.96 s	0.33 s	ug/L s		08/06/11 08:54s	08/17/11 17:29 s	1s
Dibenzofurans	0.96 s	Us	0.96 s	0.096 s	ug/L s		08/06/11 08:54s	08/17/11 17:29 s	1s
Diethyl phthalates	0.96 s	Us	0.96 s	0.58 s	ug/L s		08/06/11 08:54s	08/17/11 17:29 s	1s
Dimethyl phthalates	0.96 s	Us	0.96 s	0.28 s	ug/L s		08/06/11 08:54s	08/17/11 17:29 s	1s
Di-n-butyl phthalates	0.96 s	Us	0.96 s	0.64s	ug/L s		08/06/11 08:54s	08/17/11 17:29 s	1s
Di-n-octyl phthalates	0.96 s	Us	0.96 s	0.77 s	ug/L s		08/06/11 08:54s	08/17/11 17:29 s	1s
Fluoranthenes	0.19 s	Us	0.19 s	0.096 s	ug/L s		08/06/11 08:54s	08/17/11 17:29 s	1s
Fluorenes	0.19 s	Us	0.19 s	0.096 s	ug/L s		08/06/11 08:54s	08/17/11 17:29 s	1s
Hexachlorobenzenes	0.19 s	Us	0.19 s	0.096 s	ug/L s		08/06/11 08:54s	08/17/11 17:29 s	1s
Hexachlorobutadienes	0.96 s	Us	0.96 s	0.26 s	ug/L s		08/06/11 08:54s	08/17/11 17:29 s	1s
Hexachlorocyclopentadienes	9.6 s	Us	9.6 s	0.77 s	ug/L s		08/06/11 08:54s	08/17/11 17:29 s	1s
Hexachloroethanes	0.96 s	Us	0.96 s	0.77 s	ug/L s		08/06/11 08:54s	08/17/11 17:29 s	1s
Indeno[1,2,3-cd]pyrenes	0.19 s	Us	0.19 s	0.096 s	ug/L s		08/06/11 08:54s	08/17/11 17:29 s	1s
Isophorones	0.96 s	Us	0.96 s	0.26 s	ug/L s		08/06/11 08:54s	08/17/11 17:29 s	1s
Naphthalenes	0.19 s	Us	0.19 s	0.096 s	ug/L s		08/06/11 08:54s	08/17/11 17:29 s	1s
Nitrobenzenes	0.96 s	Us	0.96 s	0.038 s	ug/L s		08/06/11 08:54s	08/17/11 17:29 s	1s
N-Nitrosodi-n-propylamines	0.96 s	Us	0.96 s	0.77 s	ug/L s		08/06/11 08:54s	08/17/11 17:29 s	1s
N-Nitrosodiphenylamines	0.96 s	Us	0.96 s	0.30s	ug/L s		08/06/11 08:54s	08/17/11 17:29 s	1s
Pentachlorophenols	4.8 s	Us	4.8 s	2.3 s	ug/L s		08/06/11 08:54s	08/17/11 17:29 s	1s
Phenols	0.96 s	Us	0.96 s	0.58 s	ug/L s		08/06/11 08:54s	08/17/11 17:29 s	1s
Phenanthrenes	0.19 s	Us	0.19 s	0.096 s	ug/L s		08/06/11 08:54s	08/17/11 17:29 s	1s

Client Sample ID: FWGEQUIPRINSE4-1808-GWi
Date Collected: 08/04/11 09:30 i
Date Received: 08/04/11 14:30 i

Lab Sample ID: 240-2555-4 i
Matr x: Water i

Method: 8270C - Semivolatile Organic Compounds (GC/MS) (Continued) i

Analytei	Resulti	Qualif er i	RLi	MDLi	Uniti	Di	Preparedi	Analyzedi	Dil Faci
Pyrenes	0.19 s	Us	0.19 s	0.096 s	ug/L s		08/06/11 08:54s	08/17/11 17:29 s	1s
3 & 4 Methylphenols	0.96 s	Us	0.96 s	0.72s	ug/L s		08/06/11 08:54s	08/17/11 17:29 s	1s
1,2,4-Trichlorobenzenes	0.96 s	Us	0.96 s	0.27 s	ug/L s		08/06/11 08:54s	08/17/11 17:29 s	1s

Surrogatea	*% Recoverya*	*Qualifiera*	*Limitsa*	*Prepareda*	*Analyzeda*	*Dil Faca*
-Fluorobiphenyl (Surr)2	*52*		*50 - 1502*	*08/06/11 08:542*	*08/17/11 17:292*	*12*
-Fluorophenol (Surr)2	*792*		*50 - 1502*	*08/06/11 08:542*	*08/17/11 17:292*	*12*
,4,6-Tribromophenol (Surr)2	*782*		*50 - 1502*	*08/06/11 08:542*	*08/17/11 17:292*	*12*
Nitrobenzene-d5 (Surr)2	*542*		*50 - 1502*	*08/06/11 08:542*	*08/17/11 17:292*	*12*
Phenol-d5 (Surr)2	*83 2*		*50 - 1502*	*08/06/11 08:542*	*08/17/11 17:292*	*12*
Terphenyl-d14 (Surr)2	*652*		*50 - 1502*	*08/06/11 08:542*	*08/17/11 17:292*	*12*

Method: 8081A - Organochlor ne Pestic des (GC) i

Analytei	Resulti	Qualif er i	RLi	MDLi	Uniti	Di	Preparedi	Analyzedi	Dil Faci
Aldrins	0.029 s	Us	0.029 s	0.0079 s	ug/L s		08/06/11 08:35s	08/26/11 04:47 s	1s
alpha-BHCs	0.029 s	Us	0.029 s	0.0067 s	ug/L s		08/06/11 08:35s	08/26/11 04:47 s	1s
alpha-Chlordanes	0.029 s	Us	0.029 s	0.013 s	ug/L s		08/06/11 08:35s	08/26/11 04:47 s	1s
beta-BHCs	0.029 s	Us	0.029 s	0.0081s	ug/L s		08/06/11 08:35s	08/26/11 04:47 s	1s
4,4'-DDD	0.029 s	Us	0.029 s	0.0092s	ug/L s		08/06/11 08:35s	08/26/11 04:47 s	1
4,4'-DDEs	0.029 s	Us	0.029 s	0.0093 s	ug/L s		08/06/11 08:35s	08/26/11 04:47 s	1s
4,4'-DDTs	0.029 s	Us	0.029 s	0.015s	ug/L s		08/06/11 08:35s	08/26/11 04:47 s	1
delta-BHCs	0.029 s	Us	0.029 s	0.0084s	ug/L s		08/06/11 08:35s	08/26/11 04:47 s	1s
Dieldrins	0.029 s	Us	0.029 s	0.0072s	ug/L s		08/06/11 08:35s	08/26/11 04:47 s	1s
Endosulfan Is	0.024s	Us	0.024s	0.013 s	ug/L s		08/06/11 08:35s	08/26/11 04:47 s	1s
Endosulfan IIs	0.024s	Us	0.024s	0.012s	ug/L s		08/06/11 08:35s	08/26/11 04:47 s	1s
Endosulfan sulfates	0.029 s	Us	0.029 s	0.011s	ug/L s		08/06/11 08:35s	08/26/11 04:47 s	1s
Endrins	0.029 s	Us	0.029 s	0.011s	ug/L s		08/06/11 08:35s	08/26/11 04:47 s	1s
Endrin aldehydes	0.029 s	Us	0.029 s	0.011s	ug/L s		08/06/11 08:35s	08/26/11 04:47 s	1s
Endrin ketones	0.029 s	Us	0.029 s	0.0075s	ug/L s		08/06/11 08:35s	08/26/11 04:47 s	1s
gamma-BHC (Lindane)s	0.029 s	Us	0.029 s	0.0062s	ug/L s		08/06/11 08:35s	08/26/11 04:47 s	1s
gamma-Chlordanes	0.029 s	Us	0.029 s	0.012s	ug/L s		08/06/11 08:35s	08/26/11 04:47 s	1s
Heptachlors	0.029 s	Us	0.029 s	0.0077 s	ug/L s		08/06/11 08:35s	08/26/11 04:47 s	1s
Heptachlor epoxides	0.029 s	Us	0.029 s	0.0068 s	ug/L s		08/06/11 08:35s	08/26/11 04:47 s	1s
Methoxychlors	0.096 s	Us	0.096 s	0.031s	ug/L s		08/06/11 08:35s	08/26/11 04:47 s	1s
Toxaphenes	1.9 s	Us	1.9 s	0.31s	ug/L s		08/06/11 08:35s	08/26/11 04:47 s	1s

Surrogatea	*% Recoverya*	*Qualifiera*	*Limitsa*	*Prepareda*	*Analyzeda*	*Dil Faca*
DCB Decachlorobiphenyl2	*692*		*50 - 1502*	*08/06/11 08:352*	*08/26/11 04:47 2*	*12*
DCB Decachlorobiphenyl2	*682*		*50 - 1502*	*08/06/11 08:352*	*08/26/11 04:47 2*	*12*
Tetrachloro-m-xylene2	*53 2*		*50 - 1502*	*08/06/11 08:352*	*08/26/11 04:47 2*	*12*
Tetrachloro-m-xylene2	*53 2*		*50 - 1502*	*08/06/11 08:352*	*08/26/11 04:47 2*	*12*

Method: 8082 - Polychlor nated Biphenyls (PCBs) by Gas Chromatography i

Analytei	Resulti	Qualif er i	RLi	MDLi	Uniti	Di	Preparedi	Analyzedi	Dil Faci
Aroclor-1016 s	0.48 s	Us	0.48 s	0.16 s	ug/L s		08/06/11 08:41s	08/18/11 04:28 s	1s
Aroclor-1221s	0.48 s	Us	0.48 s	0.13 s	ug/L s		08/06/11 08:41s	08/18/11 04:28 s	1s
Aroclor-1232s	0.48 s	Us	0.48 s	0.15s	ug/L s		08/06/11 08:41s	08/18/11 04:28 s	1s
Aroclor-1242s	0.48 s	Us	0.48 s	0.21s	ug/L s		08/06/11 08:41s	08/18/11 04:28 s	1s
Aroclor-1248 s	0.48 s	Us	0.48 s	0.096 s	ug/L s		08/06/11 08:41s	08/18/11 04:28 s	1s
Aroclor-1254s	0.48 s	Us	0.48 s	0.15s	ug/L s		08/06/11 08:41s	08/18/11 04:28 s	1s
Aroclor-1260s	0.48 s	Us	0.48 s	0.16 s	ug/L s		08/06/11 08:41s	08/18/11 04:28 s	1s

Client Sample ID: FWGEQUIPRINSE4-1808-GWi

Date Collected: 08/04/11 09:30 i
Date Received: 08/04/11 14:30 i

Lab Sample ID: 240-2555-4 i

Matr x: Water i

Surrogatea	% Recoverya	Qualifiera	Limitsa	Prepareda	Analyzeda	Dil Faca
Tetrachloro-m-xylene2	612		50 - 1502	08/06/11 08:412	08/18/11 04:282	12
Tetrachloro-m-xylene2	592		50 - 1502	08/06/11 08:412	08/18/11 04:282	12
DCB Decachlorobiphenyl2	652		50 - 1502	08/06/11 08:412	08/18/11 04:282	12
DCB Decachlorobiphenyl2	63 2		50 - 1502	08/06/11 08:412	08/18/11 04:282	12

Method: 8330 (Modif ed) - Organic Compounds by UV/HPLC - Dissolved i

Analytei	Resulti	Qualif er i	RLi	MDLi	Uniti	Di	Preparedi	Analyzedi	Dil Faci
Nitroguanidines	20s	Us	20s	2.4s	ug/L s		08/15/11 13:20s	08/17/11 20:45s	1s

Method: 8330/8330A - Nitroaromatics & Nitramines: Explosives (8330/A) i

Analytei	Resulti	Qualif er i	RLi	MDLi	Uniti	Di	Preparedi	Analyzedi	Dil Faci
1,3,5-Tr nitrobenzenei	0.062 i	Ji	0.098 s	0.029 s	ug/L s		08/10/11 16:24s	08/17/11 21:41s	0.98 s
1,3-Dinitrobenzenei	0.061 i	Ji	0.098 s	0.049 s	ug/L s		08/10/11 16:24s	08/17/11 21:41s	0.98 s
2-Amino-4,6-dinitrotoluenes	0.098 s	Us	0.098 s	0.098 s	ug/L s		08/10/11 16:24s	08/17/11 21:41s	0.98 s
2,4,6-Trinitrotoluenes	0.098 s	Us	0.098 s	0.049 s	ug/L s		08/10/11 16:24s	08/17/11 21:41s	0.98 s
2,4-Dinitrotoluenes	0.098 s	Us	0.098 s	0.049 s	ug/L s		08/10/11 16:24s	08/17/11 21:41s	0.98 s
2,6-Dinitrotoluenes	0.098 s	Us	0.098 s	0.049 s	ug/L s		08/10/11 16:24s	08/17/11 21:41s	0.98 s
2-Nitrotoluenes	0.49 s	Us	0.49 s	0.086 s	ug/L s		08/10/11 16:24s	08/17/11 21:41s	0.98 s
3-Nitrotoluenes	0.49 s	Us	0.49 s	0.056 s	ug/L s		08/10/11 16:24s	08/17/11 21:41s	0.98 s
4-Amino-2,6-dinitrotoluenes	0.098 s	Us	0.098 s	0.049 s	ug/L s		08/10/11 16:24s	08/17/11 21:41s	0.98 s
4-Nitrotoluenes	0.49 s	Us	0.49 s	0.086 s	ug/L s		08/10/11 16:24s	08/17/11 21:41s	0.98 s
HMXs	0.098 s	Us	0.098 s	0.035s	ug/L s		08/10/11 16:24s	08/17/11 21:41s	0.98 s
Nitrobenzenes	0.098 s	Us	0.098 s	0.049 s	ug/L s		08/10/11 16:24s	08/17/11 21:41s	0.98 s
Nitroglycerins	0.64s	Us	0.64s	0.32s	ug/L s		08/10/11 16:24s	08/17/11 21:41s	0.98 s
RDXs	0.098 s	Us	0.098 s	0.035s	ug/L s		08/10/11 16:24s	08/17/11 21:41s	0.98 s
PETNs	0.64s	Us	0.64s	0.29 s	ug/L s		08/10/11 16:24s	08/17/11 21:41s	0.98 s
Tetryls	0.098 s	Us	0.098 s	0.049 s	ug/L s		08/10/11 16:24s	08/17/11 21:41s	0.98 s

Surrogatea	% Recoverya	Qualifiera	Limitsa	Prepareda	Analyzeda	Dil Faca
3,4-Dinitrotoluene2	892		50 - 1502	08/10/11 16:242	08/17/11 21:412	0.982

Method: 6010B - Metals (ICP) - Total Recoverablei

Analytei	Resulti	Qualif er i	RLi	MDLi	Uniti	Di	Preparedi	Analyzedi	Dil Faci
Silvers	5.0s	Us	5.0s	2.2s	ug/L s		08/18/11 06:00s	08/23/11 09:11s	1s
Arsenics	5.0s	Us	5.0s	3.2s	ug/L s		08/18/11 06:00s	08/23/11 09:11s	1s
Bariums	10s	Us	10s	0.67 s	ug/L s		08/18/11 06:00s	08/23/11 09:11s	1s
Calciums	1000s	Us	1000s	130s	ug/L s		08/18/11 06:00s	08/23/11 09:11s	1s
Cobalts	5.0s	Us	5.0s	1.7 s	ug/L s		08/18/11 06:00s	08/23/11 09:11s	1s
Chromiums	5.0s	Us	5.0s	2.2s	ug/L s		08/18/11 06:00s	08/23/11 09:11s	1s
Coppers	5.0s	Us	5.0s	4.5s	ug/L s		08/18/11 06:00s	08/23/11 09:11s	1s
Potassiumi	150 i	J Bi	1000s	72s	ug/L s		08/18/11 06:00s	08/23/11 09:11s	1s
Magnesiums	1000s	Us	1000s	34s	ug/L s		08/18/11 06:00s	08/23/11 09:11s	1s
Manganesei	0.42 i	J Bi	10s	0.41s	ug/L s		08/18/11 06:00s	08/23/11 09:11s	1s
Nickels	10s	Us	10s	3.2s	ug/L s		08/18/11 06:00s	08/23/11 09:11s	1s
Lead s	3.0s	Us	3.0s	1.9 s	ug/L s		08/18/11 06:00s	08/23/11 09:11s	1s
Seleniums	5.0s	Us	5.0s	4.1s	ug/L s		08/18/11 06:00s	08/23/11 09:11s	1s
Vanadiums	10s	Us	10s	0.64s	ug/L s		08/18/11 06:00s	08/23/11 09:11s	1s

Method: 6020 - Metals (ICP/MS) - Total Recoverablei

Analytei	Resulti	Qualif er i	RLi	MDLi	Uniti	Di	Preparedi	Analyzedi	Dil Faci
Aluminumi	27 i	Ji	50s	19 s	ug/L s		08/18/11 06:00s	08/23/11 23:25s	1s
Berylliums	1.0s	Us	1.0s	0.20s	ug/L s		08/18/11 06:00s	08/23/11 23:25s	1s

Client Sample ID: FWGEQUIPRINSE4-1808-GWi

Date Collected: 08/04/11 09:30 i
Date Received: 08/04/11 14:30 i

Lab Sample ID: 240-2555-4 i
Matr x: Water i

Method: 6020 - Metals (ICP/MS) - Total Recoverable (Continued) i

Analytei	Resulti	Qualif er i	RL i	MDL i	Uniti	Di	Prepared i	Analyzed i	Dil Fac i
Cadmiums	0.50s	U	0.50s	0.13 s	ug/L s		08/18/11 06:00s	08/23/11 23:25s	1s
Irons	50s	U	50s	26 s	ug/L s		08/18/11 06:00s	08/23/11 23:25s	1s
Antimony i	**0.13 i**	**J**	2.0s	0.13 s	ug/L s		08/18/11 06:00s	08/23/11 23:25s	1s
Thalliumi	**1.0**		1.0s	0.14s	ug/L s		08/18/11 06:00s	08/23/11 23:25s	1s
Zincs	10s	U	10s	2.3 s	ug/L s		08/18/11 06:00s	08/23/11 23:25s	1s
Sodiumi	**27 i**	**J B**	1000s	6.9 s	ug/L s		08/18/11 06:00s	08/23/11 23:25s	1

Method: 7470A - Mercury (CVAA) i

Analytei	Resulti	Qualif er i	RL i	MDL i	Uniti	Di	Prepared i	Analyzed i	Dil Fac i
Mercurys	0.20s	Us	0.20s	0.12s	ug/L s		08/17/11 11:20s	08/19/11 11:16 s	1

General Chemistry i

Analytei	Resulti	Qualif er	RL i	MDL i	Uniti	Di	Prepared i	Analyzed i	Dil Fac i
Nitrate-Nitr tei	**0.014 i**	**B**	0.10s	0.0053 s	mg/L s		08/20/11 00:00s	08/20/11 15:41s	1s
Nitrocelluloses	2.0s	U	2.0s	0.48 s	mg/L s		08/17/11 09:00s	08/18/11 13:21s	1s

General Chemistry - Dissolved i

Analytei	Resulti	Qualif er i	RL i	MDL i	Uniti	Di	Prepared i	Analyzed i	Dil Fac i
Hexavalent chromiums	0.020s	Us	0.020s	0.0020s	mg/L s			08/05/11 08:29 s	1

Client Sample ID: FWGTEAM2-TRIP i

Date Collected: 08/04/11 08:00 i
Date Received: 08/04/11 14:30 i

Lab Sample ID: 240-2555-5 i
Matr x: Water i

Method: 8260B - Volatile Organic Compounds (GC/MS) i

Analytei	Resulti	Qualif er i	RL i	MDL i	Uniti	Di	Prepared i	Analyzed i	Dil Fac i
1,1,1-Trichloroethanes	1.0s	U	1.0s	0.22s	ug/L s			08/16/11 19:16 s	1s
1,1,2,2-Tetrachloroethanes	1.0s	U	1.0s	0.18 s	ug/L s			08/16/11 19:16 s	1s
1,1,2-Trichloroethanes	1.0s	U	1.0s	0.27 s	ug/L s			08/16/11 19:16 s	1s
1,1-Dichloroethanes	1.0s	U	1.0s	0.15s	ug/L s			08/16/11 19:16 s	1s
1,1-Dichloroethenes	1.0s	U	1.0s	0.19 s	ug/L s			08/16/11 19:16 s	1s
1,2-Dichloroethanes	1.0s	U	1.0s	0.22s	ug/L s			08/16/11 19:16 s	1s
1,2-Dichloroethene, Totals	1.0s	U	1.0s	0.34s	ug/L s			08/16/11 19:16 s	1s
1,2-Dichloropropanes	1.0s	U	1.0s	0.18 s	ug/L s			08/16/11 19:16 s	1s
2-Hexanones	10s	U	10s	0.41s	ug/L s			08/16/11 19:16 s	1s
Bromochloromethanes	1.0s	U	1.0s	0.29 s	ug/L s			08/16/11 19:16 s	1s
Acetonei	**1.2 i**	**J**	10s	1.1s	ug/L s			08/16/11 19:16 s	1s
Benzenes	1.0s	U	1.0s	0.13 s	ug/L s			08/16/11 19:16 s	1s
Bromoforms	1.0s	U	1.0s	0.64s	ug/L s			08/16/11 19:16 s	1s
Bromomethanes	1.0s	U	1.0s	0.41s	ug/L s			08/16/11 19:16 s	1s
Carbon disulfides	1.0s	U	1.0s	0.13 s	ug/L s			08/16/11 19:16 s	1s
Carbon tetrachlorides	1.0s	U	1.0s	0.13 s	ug/L s			08/16/11 19:16 s	1s
Chlorobenzenes	1.0s	U	1.0s	0.15s	ug/L s			08/16/11 19:16 s	1s
Chloroethanes	1.0s	U	1.0s	0.29 s	ug/L s			08/16/11 19:16 s	1s
Chloroforms	1.0s	U	1.0s	0.16 s	ug/L s			08/16/11 19:16 s	1s
Chloromethanes	1.0s	U	1.0s	0.30s	ug/L s			08/16/11 19:16 s	1s
cis-1,2-Dichloroethenes	1.0s	U	1.0s	0.17 s	ug/L s			08/16/11 19:16 s	1s
cis-1,3-Dichloropropenes	1.0s	U	1.0s	0.14s	ug/L s			08/16/11 19:16 s	1s
Bromodichloromethanes	1.0s	U	1.0s	0.15s	ug/L s			08/16/11 19:16 s	1s
Ethylbenzenes	1.0s	U	1.0s	0.17 s	ug/L s			08/16/11 19:16 s	1s

Client Sample ID: FWGTEAM2-TRIP i
Date Collected: 08/04/11 08:00 i
Date Received: 08/04/11 14:30 i

Lab Sample ID: 240-2555-5 i
Matr x: Water i

Method: 8260B - Volatile Organic Compounds (GC/MS) (Continued) i

Analytei	Resulti	Qualif er i	RL i	MDL i	Uniti	Di	Prepared i	Analyzed i	Dil Fac i
1,2-Dibromoethanes	1.0s	Us	1.0s	0.24s	ug/L s			08/16/11 19:16 s	1s
m-Xylene & p-Xylenes	2.0s	Us	2.0s	0.24s	ug/L s			08/16/11 19:16 s	1s
2-Butanone (MEK)s	10s	Us	10s	0.57 s	ug/L s			08/16/11 19:16 s	1s
4-Methyl-2-pentanone (MIBK)s	10s	Us	10s	0.32s	ug/L s			08/16/11 19:16 s	1s
Methylene Chlorides	2.0s	Us	2.0s	0.33 s	ug/L s			08/16/11 19:16 s	1s
o-Xylenes	1.0s	Us	1.0s	0.14s	ug/L s			08/16/11 19:16 s	1s
Styrenes	1.0s	Us	1.0s	0.11s	ug/L s			08/16/11 19:16 s	1s
Tetrachloroethenes	1.0s	Us	1.0s	0.29 s	ug/L s			08/16/11 19:16 s	1s
Toluenes	1.0s	Us	1.0s	0.13 s	ug/L s			08/16/11 19:16 s	1s
trans-1,2-Dichloroethenes	1.0s	Us	1.0s	0.19 s	ug/L s			08/16/11 19:16 s	1s
trans-1,3-Dichloropropenes	1.0s	Us	1.0s	0.19 s	ug/L s			08/16/11 19:16 s	1s
Trichloroethenes	1.0s	Us	1.0s	0.17 s	ug/L s			08/16/11 19:16 s	1s
Vinyl chlorides	1.0s	Us	1.0s	0.22s	ug/L s			08/16/11 19:16 s	1s
Xylenes, Totals	2.0s	Us	2.0s	0.28 s	ug/L s			08/16/11 19:16 s	1s
Dibromochloromethanes	1.0s	Us	1.0s	0.18 s	ug/L s			08/16/11 19:16 s	1s

Surrogatea	*% Recoverya*	*Qualifiera*	*Limitsa*	*Prepareda*	*Analyzeda*	*Dil Faca*
1,2-Dichloroethane-d4 (Surr)2	*1002*		*50 - 1502*		*08/16/11 19:162*	*12*
4-Bromofluorobenzene (Surr)2	*1002*		*50 - 1502*		*08/16/11 19:162*	*12*
Toluene-d8 (Surr)2	*103 2*		*50 - 1502*		*08/16/11 19:162*	*12*
Dibromofluoromethane (Surr)2	*982*		*50 - 1502*		*08/16/11 19:162*	*12*

Client Sample ID: FWGLL3mw-241C-1777-GWi
Date Collected: 08/04/11 08:42 i
Date Received: 08/04/11 14:30 i

Lab Sample ID: 240-2555-6 i
Matr x: Water i

Method: 8260B - Volatile Organic Compounds (GC/MS) i

Analytei	Resulti	Qualif er i	RL i	MDL i	Uniti	Di	Prepared i	Analyzed i	Dil Fac i
1,1,1-Trichloroethanes	1.0s	Us	1.0s	0.22s	ug/L s			08/16/11 19:38 s	1s
1,1,2,2-Tetrachloroethanes	1.0s	Us	1.0s	0.18 s	ug/L s			08/16/11 19:38 s	1s
1,1,2-Trichloroethanes	1.0s	Us	1.0s	0.27 s	ug/L s			08/16/11 19:38 s	1s
1,1-Dichloroethanes	1.0s	Us	1.0s	0.15s	ug/L s			08/16/11 19:38 s	1s
1,1-Dichloroethenes	1.0s	Us	1.0s	0.19 s	ug/L s			08/16/11 19:38 s	1s
1,2-Dichloroethanes	1.0s	Us	1.0s	0.22s	ug/L s			08/16/11 19:38 s	1s
1,2-Dichloroethene, Totals	1.0s	Us	1.0s	0.34s	ug/L s			08/16/11 19:38 s	1s
1,2-Dichloropropanes	1.0s	Us	1.0s	0.18 s	ug/L s			08/16/11 19:38 s	1s
2-Hexanones	10s	Us	10s	0.41s	ug/L s			08/16/11 19:38 s	1s
Bromochloromethanes	1.0s	Us	1.0s	0.29 s	ug/L s			08/16/11 19:38 s	1s
Acetones	10s	Us	10s	1.1s	ug/L s			08/16/11 19:38 s	1s
Benzenes	1.0s	Us	1.0s	0.13 s	ug/L s			08/16/11 19:38 s	1s
Bromoforms	1.0s	Us	1.0s	0.64s	ug/L s			08/16/11 19:38 s	1s
Bromomethanes	1.0s	Us	1.0s	0.41s	ug/L s			08/16/11 19:38 s	1s
Carbon disulfides	1.0s	Us	1.0s	0.13 s	ug/L s			08/16/11 19:38 s	1s
Carbon tetrachlorides	1.0s	Us	1.0s	0.13 s	ug/L s			08/16/11 19:38 s	1s
Chlorobenzenes	1.0s	Us	1.0s	0.15s	ug/L s			08/16/11 19:38 s	1s
Chloroethanes	1.0s	Us	1.0s	0.29 s	ug/L s			08/16/11 19:38 s	1s
Chloroforms	1.0s	Us	1.0s	0.16 s	ug/L s			08/16/11 19:38 s	1s
Chloromethanes	1.0s	Us	1.0s	0.30s	ug/L s			08/16/11 19:38 s	1s
cis-1,2-Dichloroethenes	1.0s	Us	1.0s	0.17 s	ug/L s			08/16/11 19:38 s	1s
cis-1,3-Dichloropropenes	1.0s	Us	1.0s	0.14s	ug/L s			08/16/11 19:38 s	1s

Client Sample ID: FWGLL3mw-241C-1777-GWi
Date Collected: 08/04/11 08:42 i
Date Received: 08/04/11 14:30 i

Lab Sample ID: 240-2555-6 i
Matr x: Water i

Method: 8260B - Volatile Organic Compounds (GC/MS) (Continued) i

Analytei	Resulti	Qualif er i	RLi	MDLi	Uniti	Di	Preparedi	Analyzedi	Dil Faci
Bromodichloromethanes	1.0s	Us	1.0s	0.15s	ug/L s			08/16/11 19:38 s	1s
Ethylbenzenes	1.0s	Us	1.0s	0.17 s	ug/L s			08/16/11 19:38 s	1s
1,2-Dibromoethanes	1.0s	Us	1.0s	0.24s	ug/L s			08/16/11 19:38 s	1s
m-Xylene & p-Xylenes	2.0s	Us	2.0s	0.24s	ug/L s			08/16/11 19:38 s	1s
2-Butanone (MEK)s	10s	Us	10s	0.57 s	ug/L s			08/16/11 19:38 s	1s
4-Methyl-2-pentanone (MIBK)s	10s	Us	10s	0.32s	ug/L s			08/16/11 19:38 s	1s
Methylene Chlorides	2.0s	Us	2.0s	0.33 s	ug/L s			08/16/11 19:38 s	1s
o-Xylenes	1.0s	Us	1.0s	0.14s	ug/L s			08/16/11 19:38 s	1s
Styrenes	1.0s	Us	1.0s	0.11s	ug/L s			08/16/11 19:38 s	1s
Tetrachloroethenes	1.0s	Us	1.0s	0.29 s	ug/L s			08/16/11 19:38 s	1s
Toluenes	1.0s	Us	1.0s	0.13 s	ug/L s			08/16/11 19:38 s	1s
trans-1,2-Dichloroethenes	1.0s	Us	1.0s	0.19 s	ug/L s			08/16/11 19:38 s	1s
trans-1,3-Dichloropropenes	1.0s	Us	1.0s	0.19 s	ug/L s			08/16/11 19:38 s	1s
Trichloroethenes	1.0s	Us	1.0s	0.17 s	ug/L s			08/16/11 19:38 s	1s
Vinyl chlorides	1.0s	Us	1.0s	0.22s	ug/L s			08/16/11 19:38 s	1s
Xylenes, Totals	2.0s	Us	2.0s	0.28 s	ug/L s			08/16/11 19:38 s	1s
Dibromochloromethanes	1.0s	Us	1.0s	0.18 s	ug/L s			08/16/11 19:38 s	1s

Surrogatea	*% Recoverya*	*Qualifiera*	*Limitsa*	*Prepareda*	*Analyzeda*	*Dil Faca*
1,2-Dichloroethane-d4 (Surr)2	*1002*		*50 - 1502*		*08/16/11 19:382*	*12*
4-Bromofluorobenzene (Surr)2	*1002*		*50 - 1502*		*08/16/11 19:382*	*12*
Toluene-d8 (Surr)2	*103 2*		*50 - 1502*		*08/16/11 19:382*	*12*
Dibromofluoromethane (Surr)2	*992*		*50 - 1502*		*08/16/11 19:382*	*12*

Method: 8270C - Semivolatile Organic Compounds (GC/MS) i

Analytei	Resulti	Qualif er i	RLi	MDLi	Uniti	Di	Preparedi	Analyzedi	Dil Faci
2,4-Dinitrotoluenes	5.2s	Us	5.2s	0.28 s	ug/L s		08/06/11 08:54s	08/17/11 16:34s	1s
2,6-Dinitrotoluenes	5.2s	Us	5.2s	0.82s	ug/L s		08/06/11 08:54s	08/17/11 16:34s	1s
Bis(2-ethylhexyl) phthalatei	**3.3 i**	**Ji**	10s	0.82s	ug/L s		08/06/11 08:54s	08/17/11 16:34s	1s
Butyl benzyl phthalates	1.0s	Us	1.0s	0.82s	ug/L s		08/06/11 08:54s	08/17/11 16:34s	1s
Diethyl phthalates	1.0s	Us	1.0s	0.62s	ug/L s		08/06/11 08:54s	08/17/11 16:34s	1s
Dimethyl phthalates	1.0s	Us	1.0s	0.30s	ug/L s		08/06/11 08:54s	08/17/11 16:34s	1s
Di-n-butyl phthalates	1.0s	Us	1.0s	0.69 s	ug/L s		08/06/11 08:54s	08/17/11 16:34s	1s
Di-n-octyl phthalates	1.0s	Us	1.0s	0.82s	ug/L s		08/06/11 08:54s	08/17/11 16:34s	1s
Nitrobenzenes	1.0s	Us	1.0s	0.041s	ug/L s		08/06/11 08:54s	08/17/11 16:34s	1s

Surrogatea	*% Recoverya*	*Qualifiera*	*Limitsa*	*Prepareda*	*Analyzeda*	*Dil Faca*
-Fluorobiphenyl (Surr)2	*512*		*50 - 1502*	*08/06/11 08:542*	*08/17/11 16:342*	*12*
-Fluorophenol (Surr)2	*692*		*50 - 1502*	*08/06/11 08:542*	*08/17/11 16:342*	*12*
,4,6-Tribromophenol (Surr)2	*842*		*50 - 1502*	*08/06/11 08:542*	*08/17/11 16:342*	*12*
Nitrobenzene-d5 (Surr)2	*47 2X2*		*50 - 1502*	*08/06/11 08:542*	*08/17/11 16:342*	*12*
Phenol-d5 (Surr)2	*782*		*50 - 1502*	*08/06/11 08:542*	*08/17/11 16:342*	*12*
Terphenyl-d14 (Surr)2	*652*		*50 - 1502*	*08/06/11 08:542*	*08/17/11 16:342*	*12*

Method: 8081A - Organochlor ne Pestic des (GC) i

Analytei	Resulti	Qualif er i	RLi	MDLi	Uniti	Di	Preparedi	Analyzedi	Dil Faci
Aldrins	0.031s	Us	0.031s	0.0085s	ug/L s		08/06/11 09:00s	09/09/11 22:09 s	1
alpha-BHCs	0.031s	Us	0.031s	0.0073 s	ug/L s		08/06/11 09:00s	09/09/11 22:09 s	1
alpha-Chlordanes	0.031s	U * s	0.031s	0.015s	ug/L s		08/06/11 09:00s	09/09/11 22:09 s	1
beta-BHCs	0.031s	Us	0.031s	0.0088 s	ug/L s		08/06/11 09:00s	09/09/11 22:09 s	1
4,4'-DDD	0.031s	Us	0.031s	0.010s	ug/L s		08/06/11 09:00s	09/09/11 22:09 s	1

Client Sample ID: FWGLL3mw-241C-1777-GWi
Date Collected: 08/04/11 08:42 i
Date Received: 08/04/11 14:30 i

Lab Sample ID: 240-2555-6 i
Matrix: Water i

Method: 8081A - Organochlorine Pesticides (GC) (Continued) i

Analytei	Resulti	Qualifier i	RLi	MDLi	Uniti	Di	Preparedi	Analyzedi	Dil Faci
4,4'-DDEs	0.031s	U	0.031s	0.010s	ug/Ls		08/06/11 09:00s	09/09/11 22:09s	1s
4,4'-DDTs	0.031s	U	0.031s	0.017s	ug/Ls		08/06/11 09:00s	09/09/11 22:09s	1s
delta-BHCs	0.031s	U	0.031s	0.0091s	ug/Ls		08/06/11 09:00s	09/09/11 22:09s	1s
Dieldrins	0.031s	U * s	0.031s	0.0078s	ug/Ls		08/06/11 09:00s	09/09/11 22:09s	1s
Endosulfan Is	0.026s	U	0.026s	0.014s	ug/Ls		08/06/11 09:00s	09/09/11 22:09s	1s
Endosulfan IIs	0.026s	U	0.026s	0.013s	ug/Ls		08/06/11 09:00s	09/09/11 22:09s	1s
Endosulfan sulfates	0.031s	U	0.031s	0.011s	ug/Ls		08/06/11 09:00s	09/09/11 22:09s	1s
Endrins	0.031s	U	0.031s	0.011s	ug/Ls		08/06/11 09:00s	09/09/11 22:09s	1s
Endrin aldehydes	0.031s	U	0.031s	0.011s	ug/Ls		08/06/11 09:00s	09/09/11 22:09s	1s
Endrin ketones	0.031s	U	0.031s	0.0081s	ug/Ls		08/06/11 09:00s	09/09/11 22:09s	1s
gamma-BHC (Lindane)s	0.031s	U	0.031s	0.0067s	ug/Ls		08/06/11 09:00s	09/09/11 22:09s	1s
gamma-Chlordanes	0.031s	U	0.031s	0.013s	ug/Ls		08/06/11 09:00s	09/09/11 22:09s	1s
Heptachlors	0.031s	U	0.031s	0.0083s	ug/Ls		08/06/11 09:00s	09/09/11 22:09s	1s
Heptachlor epoxides	0.031s	U	0.031s	0.0074s	ug/Ls		08/06/11 09:00s	09/09/11 22:09s	1s
Methoxychlors	0.10s	U	0.10s	0.033s	ug/Ls		08/06/11 09:00s	09/09/11 22:09s	1s
Toxaphenes	2.1s	U	2.1s	0.33s	ug/Ls		08/06/11 09:00s	09/09/11 22:09s	1s

Surrogatea	*% Recoverya*	*Qualifiera*	*Limitsa*	*Prepareda*	*Analyzeda*	*Dil Faca*
DCB Decachlorobiphenyl2	*712*		*50 - 1502*	*08/06/11 09:002*	*09/09/11 2 :092*	*12*
DCB Decachlorobiphenyl2	*662*		*50 - 1502*	*08/06/11 09:002*	*09/09/11 2 :092*	*12*
Tetrachloro-m-xylene2	*1152*		*50 - 1502*	*08/06/11 09:002*	*09/09/11 2 :092*	*12*
Tetrachloro-m-xylene2	*83 2*		*50 - 1502*	*08/06/11 09:002*	*09/09/11 2 :092*	*12*

Method: 8330 (Modified) - Organic Compounds by UV/HPLC - Dissolved i

Analytei	Resulti	Qualifier i	RLi	MDLi	Uniti	Di	Preparedi	Analyzedi	Dil Faci
Nitroguanidines	20s	U	20s	2.4s	ug/Ls		08/15/11 13:20s	08/17/11 20:59s	1s

Method: 8330/8330A - Nitroaromatics & Nitramines: Explosives (8330/A) i

Analytei	Resulti	Qualifier i	RLi	MDLi	Uniti	Di	Preparedi	Analyzedi	Dil Faci
1,3,5-Trinitrobenzenei	**4.1 i**		0.10s	0.031s	ug/Ls		08/10/11 16:24s	08/17/11 22:21s	1.04s
1,3-Dinitrobenzenes	0.10s	U	0.10s	0.052s	ug/Ls		08/10/11 16:24s	08/17/11 22:21s	1.04s
2-Amino-4,6-dinitrotoluenei	**3.8 i**		0.10s	0.10s	ug/Ls		08/10/11 16:24s	08/17/11 22:21s	1.04s
2,4,6-Trinitrotoluenei	**3.4 i**		0.10s	0.052s	ug/Ls		08/10/11 16:24s	08/17/11 22:21s	1.04s
2,4-Dinitrotoluenei	**0.095 i Ji**		0.10s	0.052s	ug/Ls		08/10/11 16:24s	08/17/11 22:21s	1.04s
2,6-Dinitrotoluenei	**0.091 i Ji**		0.10s	0.052s	ug/Ls		08/10/11 16:24s	08/17/11 22:21s	1.04s
2-Nitrotoluenes	0.52s	U	0.52s	0.092s	ug/Ls		08/10/11 16:24s	08/17/11 22:21s	1.04s
3-Nitrotoluenes	0.52s	U	0.52s	0.059s	ug/Ls		08/10/11 16:24s	08/17/11 22:21s	1.04s
4-Amino-2,6-dinitrotoluenei	**3.8 i**		0.10s	0.052s	ug/Ls		08/10/11 16:24s	08/17/11 22:21s	1.04s
4-Nitrotoluenes	0.52s	U	0.52s	0.092s	ug/Ls		08/10/11 16:24s	08/17/11 22:21s	1.04s
HMXi	**0.52 i PGi**		0.10s	0.037s	ug/Ls		08/10/11 16:24s	08/17/11 22:21s	1.04s
Nitrobenzenes	0.10s	U	0.10s	0.052s	ug/Ls		08/10/11 16:24s	08/17/11 22:21s	1.04s
Nitroglycerins	0.68s	U	0.68s	0.34s	ug/Ls		08/10/11 16:24s	08/17/11 22:21s	1.04s
RDXi	**1.5 i**		0.10s	0.037s	ug/Ls		08/10/11 16:24s	08/17/11 22:21s	1.04s
PETNs	0.68s	U	0.68s	0.31s	ug/Ls		08/10/11 16:24s	08/17/11 22:21s	1.04s
Tetryls	0.10s	U	0.10s	0.052s	ug/Ls		08/10/11 16:24s	08/17/11 22:21s	1.04s

Surrogatea	*% Recoverya*	*Qualifiera*	*Limitsa*	*Prepareda*	*Analyzeda*	*Dil Faca*
3,4-Dinitrotoluene2	*1182*		*502 1502*	*08/10/11 16:242*	*08/17/11 2 :212*	*1.042*

Client Sample ID: FWGLL3mw-241C-1777-GW

Date Collected: 08/04/11 08:42
Date Received: 08/04/11 14:30

Lab Sample ID: 240-2555-6
Matrix: Water

General Chemistry

Analyte	Result	Qualifier	RL	MDL	Unit	D	Prepared	Analyzed	Dil Fac
Nitrocelluloses	2.0	U	2.0	0.48	mg/L		08/17/11 09:00	08/18/11 13:23	1

Client Sample ID: FWGLL3mw-241C-1777-GF

Date Collected: 08/04/11 08:42
Date Received: 08/04/11 14:30

Lab Sample ID: 240-2555-7
Matrix: Water

Method: 6010B - Metals (ICP) - Total Recoverable

Analyte	Result	Qualifier	RL	MDL	Unit	D	Prepared	Analyzed	Dil Fac
Silver	5.0	U	5.0	2.2	ug/L		08/18/11 06:00	08/23/11 09:40	1
Arsenic	5.0	U	5.0	3.2	ug/L		08/18/11 06:00	08/23/11 09:40	1
Barium	**8.3**	**J B**	10	0.67	ug/L		08/18/11 06:00	08/23/11 09:40	1
Calcium	**23000**	**B**	1000	130	ug/L		08/18/11 06:00	08/23/11 09:40	1
Cobalt	5.0	U	5.0	1.7	ug/L		08/18/11 06:00	08/23/11 09:40	1
Chromium	5.0	U	5.0	2.2	ug/L		08/18/11 06:00	08/23/11 09:40	1
Copper	5.0	U	5.0	4.5	ug/L		08/18/11 06:00	08/23/11 09:40	1
Potassium	**1200**	**B**	1000	72	ug/L		08/18/11 06:00	08/23/11 09:40	1
Magnesium	**6800**	**B**	1000	34	ug/L		08/18/11 06:00	08/23/11 09:40	1
Manganese	**11**	**B**	10	0.41	ug/L		08/18/11 06:00	08/23/11 09:40	1
Nickel	10	U	10	3.2	ug/L		08/18/11 06:00	08/23/11 09:40	1
Lead	3.0	U	3.0	1.9	ug/L		08/18/11 06:00	08/23/11 09:40	1
Selenium	5.0	U	5.0	4.1	ug/L		08/18/11 06:00	08/23/11 09:40	1
Vanadium	10	U	10	0.64	ug/L		08/18/11 06:00	08/23/11 09:40	1

Method: 6020 - Metals (ICP/MS) - Total Recoverable

Analyte	Result	Qualifier	RL	MDL	Unit	D	Prepared	Analyzed	Dil Fac
Aluminum	**40**	**J**	50	19	ug/L		08/18/11 06:00	08/24/11 00:09	1
Beryllium	1.0	U	1.0	0.20	ug/L		08/18/11 06:00	08/24/11 00:09	1
Cadmium	0.50	U	0.50	0.13	ug/L		08/18/11 06:00	08/24/11 00:09	1
Iron	**100**		50	26	ug/L		08/18/11 06:00	08/24/11 00:09	1
Antimony	2.0	U	2.0	0.13	ug/L		08/18/11 06:00	08/24/11 00:09	1
Thallium	**0.57**	**J**	1.0	0.14	ug/L		08/18/11 06:00	08/24/11 00:09	1
Zinc	**6.3**	**J B**	10	2.3	ug/L		08/18/11 06:00	08/24/11 00:09	1
Sodium	**3800**	**B**	1000	6.9	ug/L		08/18/11 06:00	08/24/11 00:09	1

Method: 7470A - Mercury (CVAA)

Analyte	Result	Qualifier	RL	MDL	Unit	D	Prepared	Analyzed	Dil Fac
Mercury	0.20	U	0.20	0.12	ug/L		08/17/11 11:20	08/19/11 11:17	1

Client Sample ID: FWGTEAM3-TRIP

Date Collected: 08/04/11 08:00
Date Received: 08/04/11 14:30

Lab Sample ID: 240-2555-8
Matrix: Water

Method: 8260B - Volatile Organic Compounds (GC/MS)

Analyte	Result	Qualifier	RL	MDL	Unit	D	Prepared	Analyzed	Dil Fac
1,1,1-Trichloroethane	1.0	U	1.0	0.22	ug/L			08/16/11 19:59	1
1,1,2,2-Tetrachloroethane	1.0	U	1.0	0.18	ug/L			08/16/11 19:59	1
1,1,2-Trichloroethane	1.0	U	1.0	0.27	ug/L			08/16/11 19:59	1
1,1-Dichloroethane	1.0	U	1.0	0.15	ug/L			08/16/11 19:59	1
1,1-Dichloroethene	1.0	U	1.0	0.19	ug/L			08/16/11 19:59	1

Client Sample ID: FWGTEAM3-TRIP i
Date Collected: 08/04/11 08:00 i
Date Received: 08/04/11 14:30 i

Lab Sample ID: 240-2555-8 i
Matr x: Water i

Method: 8260B - Volatile Organic Compounds (GC/MS) (Continued) i

Analytei	Resulti	Qualif er i	RL i	MDL i	Uniti	Di	Prepared i	Analyzed i	Dil Fac i
1,2-Dichloroethanes	1.0s	Us	1.0s	0.22s	ug/L s			08/16/11 19:59 s	1s
1,2-Dichloroethene, Totals	1.0s	Us	1.0s	0.34s	ug/L s			08/16/11 19:59 s	1s
1,2-Dichloropropanes	1.0s	Us	1.0s	0.18 s	ug/L s			08/16/11 19:59 s	1s
2-Hexanones	10s	Us	10s	0.41s	ug/L s			08/16/11 19:59 s	1s
Bromochloromethanes	1.0s	Us	1.0s	0.29 s	ug/L s			08/16/11 19:59 s	1s
Acetones	10s	Us	10s	1.1s	ug/L s			08/16/11 19:59 s	1s
Benzenes	1.0s	Us	1.0s	0.13 s	ug/L s			08/16/11 19:59 s	1s
Bromoforms	1.0s	Us	1.0s	0.64s	ug/L s			08/16/11 19:59 s	1s
Bromomethanes	1.0s	Us	1.0s	0.41s	ug/L s			08/16/11 19:59 s	1s
Carbon disulfides	1.0s	Us	1.0s	0.13 s	ug/L s			08/16/11 19:59 s	1s
Carbon tetrachlorides	1.0s	Us	1.0s	0.13 s	ug/L s			08/16/11 19:59 s	1s
Chlorobenzenes	1.0s	Us	1.0s	0.15s	ug/L s			08/16/11 19:59 s	1s
Chloroethanes	1.0s	Us	1.0s	0.29 s	ug/L s			08/16/11 19:59 s	1s
Chloroforms	1.0s	Us	1.0s	0.16 s	ug/L s			08/16/11 19:59 s	1s
Chloromethanes	1.0s	Us	1.0s	0.30s	ug/L s			08/16/11 19:59 s	1s
cis-1,2-Dichloroethenes	1.0s	Us	1.0s	0.17 s	ug/L s			08/16/11 19:59 s	1s
cis-1,3-Dichloropropenes	1.0s	Us	1.0s	0.14s	ug/L s			08/16/11 19:59 s	1s
Bromodichloromethanes	1.0s	Us	1.0s	0.15s	ug/L s			08/16/11 19:59 s	1s
Ethylbenzenes	1.0s	Us	1.0s	0.17 s	ug/L s			08/16/11 19:59 s	1s
1,2-Dibromoethanes	1.0s	Us	1.0s	0.24s	ug/L s			08/16/11 19:59 s	1s
m-Xylene & p-Xylenes	2.0s	Us	2.0s	0.24s	ug/L s			08/16/11 19:59 s	1s
2-Butanone (MEK)s	10s	Us	10s	0.57 s	ug/L s			08/16/11 19:59 s	1s
4-Methyl-2-pentanone (MIBK)s	10s	Us	10s	0.32s	ug/L s			08/16/11 19:59 s	1s
Methylene Chlorides	2.0s	Us	2.0s	0.33 s	ug/L s			08/16/11 19:59 s	1s
o-Xylenes	1.0s	Us	1.0s	0.14s	ug/L s			08/16/11 19:59 s	1s
Styrenes	1.0s	Us	1.0s	0.11s	ug/L s			08/16/11 19:59 s	1s
Tetrachloroethenes	1.0s	Us	1.0s	0.29 s	ug/L s			08/16/11 19:59 s	1s
Toluenes	1.0s	Us	1.0s	0.13 s	ug/L s			08/16/11 19:59 s	1s
trans-1,2-Dichloroethenes	1.0s	Us	1.0s	0.19 s	ug/L s			08/16/11 19:59 s	1s
trans-1,3-Dichloropropenes	1.0s	Us	1.0s	0.19 s	ug/L s			08/16/11 19:59 s	1s
Trichloroethenes	1.0s	Us	1.0s	0.17 s	ug/L s			08/16/11 19:59 s	1s
Vinyl chlorides	1.0s	Us	1.0s	0.22s	ug/L s			08/16/11 19:59 s	1s
Xylenes, Totals	2.0s	Us	2.0s	0.28 s	ug/L s			08/16/11 19:59 s	1s
Dibromochloromethanes	1.0s	Us	1.0s	0.18 s	ug/L s			08/16/11 19:59 s	1s

Surrogatea	*% Recoverya*	*Qualifiera*	*Limitsa*	*Prepareda*	*Analyzeda*	*Dil Faca*
1,2-Dichloroethane-d4 (Surr)2	*992*		*50 - 1502*		*08/16/11 19:592*	*12*
4-Bromofluorobenzene (Surr)2	*992*		*50 - 1502*		*08/16/11 19:592*	*12*
Toluene-d8 (Surr)2	*1012*		*50 - 1502*		*08/16/11 19:592*	*12*
Dibromofluoromethane (Surr)2	*1002*		*50 - 1502*		*08/16/11 19:592*	*12*

Client Sample ID: FWGLL3mw-236C-1775-GWi
Date Collected: 08/04/11 08:56 i
Date Received: 08/04/11 14:30 i

Lab Sample ID: 240-2555-9 i
Matr x: Water i

Method: 8260B - Volatile Organic Compounds (GC/MS) i

Analytei	Resulti	Qualif er i	RL i	MDL i	Uniti	Di	Prepared i	Analyzed i	Dil Fac i
1,1,1-Trichloroethanes	1.0s	Us	1.0s	0.22s	ug/L s			08/16/11 20:20s	1s
1,1,2,2-Tetrachloroethanes	1.0s	Us	1.0s	0.18 s	ug/L s			08/16/11 20:20s	1s
1,1,2-Trichloroethanes	1.0s	Us	1.0s	0.27 s	ug/L s			08/16/11 20:20s	1s

Client Sample ID: FWGLL3mw-236C-1775-GWi
Date Collected: 08/04/11 08:56 i
Date Received: 08/04/11 14:30 i

Lab Sample ID: 240-2555-9 i
Matr x: Water i

Method: 8260B - Volatile Organic Compounds (GC/MS) (Continued) i

Analytei	Resulti	Qualif er i	RL i	MDL i	Uniti	Di	Preparedi	Analyzedi	Dil Faci
1,1-Dichloroethanes	1.0s	Us	1.0s	0.15s	ug/L s			08/16/11 20:20s	1s
1,1-Dichloroethenes	1.0s	Us	1.0s	0.19 s	ug/L s			08/16/11 20:20s	1s
1,2-Dichloroethanes	1.0s	Us	1.0s	0.22s	ug/L s			08/16/11 20:20s	1s
1,2-Dichloroethene, Totals	1.0s	Us	1.0s	0.34s	ug/L s			08/16/11 20:20s	1s
1,2-Dichloropropanes	1.0s	Us	1.0s	0.18 s	ug/L s			08/16/11 20:20s	1s
2-Hexanones	10s	Us	10s	0.41s	ug/L s			08/16/11 20:20s	1s
Bromochloromethanes	1.0s	Us	1.0s	0.29 s	ug/L s			08/16/11 20:20s	1s
Acetones	10s	Us	10s	1.1s	ug/L s			08/16/11 20:20s	1s
Benzenes	1.0s	Us	1.0s	0.13 s	ug/L s			08/16/11 20:20s	1s
Bromoforms	1.0s	Us	1.0s	0.64s	ug/L s			08/16/11 20:20s	1s
Bromomethanes	1.0s	Us	1.0s	0.41s	ug/L s			08/16/11 20:20s	1s
Carbon disulfides	1.0s	Us	1.0s	0.13 s	ug/L s			08/16/11 20:20s	1s
Carbon tetrachlorides	1.0s	Us	1.0s	0.13 s	ug/L s			08/16/11 20:20s	1s
Chlorobenzenes	1.0s	Us	1.0s	0.15s	ug/L s			08/16/11 20:20s	1s
Chloroethanes	1.0s	Us	1.0s	0.29 s	ug/L s			08/16/11 20:20s	1s
Chloroforms	1.0s	Us	1.0s	0.16 s	ug/L s			08/16/11 20:20s	1s
Chloromethanes	1.0s	Us	1.0s	0.30s	ug/L s			08/16/11 20:20s	1s
cis-1,2-Dichloroethenes	1.0s	Us	1.0s	0.17 s	ug/L s			08/16/11 20:20s	1s
cis-1,3-Dichloropropenes	1.0s	Us	1.0s	0.14s	ug/L s			08/16/11 20:20s	1s
Bromodichloromethanes	1.0s	Us	1.0s	0.15s	ug/L s			08/16/11 20:20s	1s
Ethylbenzenes	1.0s	Us	1.0s	0.17 s	ug/L s			08/16/11 20:20s	1s
1,2-Dibromoethanes	1.0s	Us	1.0s	0.24s	ug/L s			08/16/11 20:20s	1s
m-Xylene & p-Xylenes	2.0s	Us	2.0s	0.24s	ug/L s			08/16/11 20:20s	1s
2-Butanone (MEK)s	10s	Us	10s	0.57 s	ug/L s			08/16/11 20:20s	1s
4-Methyl-2-pentanone (MIBK)s	10s	Us	10s	0.32s	ug/L s			08/16/11 20:20s	1s
Methylene Chlorides	2.0s	Us	2.0s	0.33 s	ug/L s			08/16/11 20:20s	1s
o-Xylenes	1.0s	Us	1.0s	0.14s	ug/L s			08/16/11 20:20s	1s
Styrenes	1.0s	Us	1.0s	0.11s	ug/L s			08/16/11 20:20s	1s
Tetrachloroethenes	1.0s	Us	1.0s	0.29 s	ug/L s			08/16/11 20:20s	1s
Toluenes	1.0s	Us	1.0s	0.13 s	ug/L s			08/16/11 20:20s	1s
trans-1,2-Dichloroethenes	1.0s	Us	1.0s	0.19 s	ug/L s			08/16/11 20:20s	1s
trans-1,3-Dichloropropenes	1.0s	Us	1.0s	0.19 s	ug/L s			08/16/11 20:20s	1s
Trichloroethenes	1.0s	Us	1.0s	0.17 s	ug/L s			08/16/11 20:20s	1s
Vinyl chlorides	1.0s	Us	1.0s	0.22s	ug/L s			08/16/11 20:20s	1s
Xylenes, Totals	2.0s	Us	2.0s	0.28 s	ug/L s			08/16/11 20:20s	1s
Dibromochloromethanes	1.0s	Us	1.0s	0.18 s	ug/L s			08/16/11 20:20s	1s

Surrogatea	*% Recoverya*	*Qualifiera*	*Limitsa*	*Prepareda*	*Analyzeda*	*Dil Faca*
1,2-Dichloroethane-d4 (Surr)2	*97 2*		*50 - 1502*		*08/16/11 20:202*	*12*
4-Bromofluorobenzene (Surr)2	*992*		*50 - 1502*		*08/16/11 20:202*	*12*
Toluene-d8 (Surr)2	*103 2*		*50 - 1502*		*08/16/11 20:202*	*12*
Dibromofluoromethane (Surr)2	*992*		*50 - 1502*		*08/16/11 20:202*	*12*

Method: 8270C - Semivolatile Organic Compounds (GC/MS) i

Analytei	Resulti	Qualif er i	RL i	MDL i	Uniti	Di	Preparedi	Analyzedi	Dil Faci
2,4-Dinitrotoluenes	4.8 s	Us	4.8 s	0.26 s	ug/L s		08/06/11 08:54s	08/17/11 17:11s	1s
2,6-Dinitrotoluenes	4.8 s	Us	4.8 s	0.77 s	ug/L s		08/06/11 08:54s	08/17/11 17:11s	1s
Bis(2-ethylhexyl) phthalatei	**0.90 i**	**Ji**	9.6 s	0.77 s	ug/L s		08/06/11 08:54s	08/17/11 17:11s	1s
Butyl benzyl phthalates	0.96 s	Us	0.96 s	0.77 s	ug/L s		08/06/11 08:54s	08/17/11 17:11s	1s
Diethyl phthalates	0.96 s	Us	0.96 s	0.58 s	ug/L s		08/06/11 08:54s	08/17/11 17:11s	1s
Dimethyl phthalates	0.96 s	Us	0.96 s	0.28 s	ug/L s		08/06/11 08:54s	08/17/11 17:11s	1s

Client Sample ID: FWGLL3mw-236C-1775-GWi
Date Collected: 08/04/11 08:56 i
Date Received: 08/04/11 14:30 i

Lab Sample ID: 240-2555-9 i
Matrix: Water i

Method: 8270C - Semivolatile Organic Compounds (GC/MS) (Continued) i

Analytei	Resulti	Qualifier i	RLi	MDLi	Uniti	Di	Preparedi	Analyzedi	Dil Faci
Di-n-butyl phthalates	0.96 s	Us	0.96 s	0.64s	ug/L s		08/06/11 08:54s	08/17/11 17:11s	1s
Di-n-octyl phthalates	0.96 s	Us	0.96 s	0.77 s	ug/L s		08/06/11 08:54s	08/17/11 17:11s	1s
Nitrobenzenes	0.96 s	Us	0.96 s	0.038 s	ug/L s		08/06/11 08:54s	08/17/11 17:11s	1s

Surrogatea	*% Recoverya*	*Qualifiera*	*Limitsa*	*Prepareda*	*Analyzeda*	*Dil Faca*
-Fluorobiphenyl (Surr)2	*52*		*50 - 1502*	*08/06/11 08:542*	*08/17/11 17:112*	*12*
-Fluorophenol (Surr)2	*752*		*50 - 1502*	*08/06/11 08:542*	*08/17/11 17:112*	*12*
,4,6-Tribromophenol (Surr)2	*782*		*50 - 1502*	*08/06/11 08:542*	*08/17/11 17:112*	*12*
Nitrobenzene-d5 (Surr)2	*552*		*50 - 1502*	*08/06/11 08:542*	*08/17/11 17:112*	*12*
Phenol-d5 (Surr)2	*782*		*50 - 1502*	*08/06/11 08:542*	*08/17/11 17:112*	*12*
Terphenyl-d14 (Surr)2	*63 2*		*50 - 1502*	*08/06/11 08:542*	*08/17/11 17:112*	*12*

Method: 8081A - Organochlor ne Pestic des (GC) i

Analytei	Resulti	Qualifier i	RLi	MDLi	Uniti	Di	Preparedi	Analyzedi	Dil Faci
Aldrins	0.029 s	Us	0.029 s	0.0078 s	ug/L s		08/06/11 09:00s	09/09/11 22:32s	1s
alpha-BHCs	0.029 s	Us	0.029 s	0.0067 s	ug/L s		08/06/11 09:00s	09/09/11 22:32s	1s
alpha-Chlordanes	0.029 s	U * s	0.029 s	0.013 s	ug/L s		08/06/11 09:00s	09/09/11 22:32s	1s
beta-BHCs	0.029 s	Us	0.029 s	0.0080s	ug/L s		08/06/11 09:00s	09/09/11 22:32s	1s
4,4'-DDD	0.029 s	Us	0.029 s	0.0091s	ug/L s		08/06/11 09:00s	09/09/11 22:32s	1
4,4'-DDEs	0.029 s	Us	0.029 s	0.0092s	ug/L s		08/06/11 09:00s	09/09/11 22:32s	1s
4,4'-DDTs	0.029 s	Us	0.029 s	0.015s	ug/L s		08/06/11 09:00s	09/09/11 22:32s	1
delta-BHCs	0.029 s	Us	0.029 s	0.0083 s	ug/L s		08/06/11 09:00s	09/09/11 22:32s	1s
Dieldrins	0.029 s	U * s	0.029 s	0.0071s	ug/L s		08/06/11 09:00s	09/09/11 22:32s	1s
Endosulfan Is	0.024s	Us	0.024s	0.012s	ug/L s		08/06/11 09:00s	09/09/11 22:32s	1s
Endosulfan IIs	0.024s	Us	0.024s	0.011s	ug/L s		08/06/11 09:00s	09/09/11 22:32s	1s
Endosulfan sulfates	0.029 s	Us	0.029 s	0.010s	ug/L s		08/06/11 09:00s	09/09/11 22:32s	1s
Endrins	0.029 s	Us	0.029 s	0.010s	ug/L s		08/06/11 09:00s	09/09/11 22:32s	1s
Endrin aldehydes	0.029 s	Us	0.029 s	0.010s	ug/L s		08/06/11 09:00s	09/09/11 22:32s	1s
Endrin ketones	0.029 s	Us	0.029 s	0.0074s	ug/L s		08/06/11 09:00s	09/09/11 22:32s	1s
gamma-BHC (Lindane)s	0.029 s	Us	0.029 s	0.0061s	ug/L s		08/06/11 09:00s	09/09/11 22:32s	1s
gamma-Chlordanes	0.029 s	Us	0.029 s	0.011s	ug/L s		08/06/11 09:00s	09/09/11 22:32s	1s
Heptachlors	0.029 s	Us	0.029 s	0.0076 s	ug/L s		08/06/11 09:00s	09/09/11 22:32s	1s
Heptachlor epoxides	0.029 s	Us	0.029 s	0.0068 s	ug/L s		08/06/11 09:00s	09/09/11 22:32s	1s
Methoxychlors	0.095s	Us	0.095s	0.030s	ug/L s		08/06/11 09:00s	09/09/11 22:32s	1s
Toxaphenes	1.9 s	Us	1.9 s	0.30s	ug/L s		08/06/11 09:00s	09/09/11 22:32s	1s

Surrogatea	*% Recoverya*	*Qualifiera*	*Limitsa*	*Prepareda*	*Analyzeda*	*Dil Faca*
DCB Decachlorobiphenyl2	*742*		*50 - 1502*	*08/06/11 09:002*	*09/09/11 2 :3 2*	*12*
DCB Decachlorobiphenyl2	*742*		*50 - 1502*	*08/06/11 09:002*	*09/09/11 2 :3 2*	*12*
Tetrachloro-m-xylene2	*892*		*50 - 1502*	*08/06/11 09:002*	*09/09/11 2 :3 2*	*12*
Tetrachloro-m-xylene2	*852*		*50 - 1502*	*08/06/11 09:002*	*09/09/11 2 :3 2*	*12*

Method: 8330 (Modif ed) - Organic Compounds by UV/HPLC - Dissolved i

Analytei	Resulti	Qualifier i	RLi	MDLi	Uniti	Di	Preparedi	Analyzedi	Dil Faci
Nitroguanid nei	**4.1 i**	**Ji**	20s	2.4s	ug/L s		08/15/11 13:20s	08/17/11 21:14s	1s

Method: 8330/8330A - Nitroaromatics & Nitramines: Explosives (8330/A) i

Analytei	Resulti	Qualifier i	RLi	MDLi	Uniti	Di	Preparedi	Analyzedi	Dil Faci
1,3,5-Tr nitrobenzenei	**0.035 i**	**Ji**	0.10s	0.030s	ug/L s		08/10/11 16:24s	08/17/11 23:01s	1s
1,3-Dinitrobenzenei	**0.096 i**	**Ji**	0.10s	0.050s	ug/L s		08/10/11 16:24s	08/17/11 23:01s	1s
2-Amino-4,6-dinitrotoluenei	**0.18 i**		0.10s	0.10s	ug/L s		08/10/11 16:24s	08/17/11 23:01s	1s

Client Sample ID: FWGLL3mw-236C-1775-GWi

Date Collected: 08/04/11 08:56 i
Date Received: 08/04/11 14:30 i

Lab Sample ID: 240-2555-9 i
Matr x: Water i

Method: 8330/8330A - Nitroaromatics & Nitramines: Explosives (8330/A) (Continued) i

Analytei	Resulti	Qualif er i	RL i	MDL i	Uniti	Di	Prepared i	Analyzed i	Dil Fac i
2,4,6-Tr nitrotoluenei	0.37 i		0.10s	0.050s	ug/L s		08/10/11 16:24s	08/17/11 23:01s	1s
2,4-Dinitrotoluenes	0.10s	Us	0.10s	0.050s	ug/L s		08/10/11 16:24s	08/17/11 23:01s	1s
2,6-Dinitrotoluenes	0.10s	Us	0.10s	0.050s	ug/L s		08/10/11 16:24s	08/17/11 23:01s	1s
2-Nitrotoluenes	0.50s	Us	0.50s	0.088 s	ug/L s		08/10/11 16:24s	08/17/11 23:01s	1s
3-Nitrotoluenes	0.50s	Us	0.50s	0.057 s	ug/L s		08/10/11 16:24s	08/17/11 23:01s	1s
4-Amino-2,6-d initrotoluenei	0.38 i		0.10s	0.050s	ug/L s		08/10/11 16:24s	08/17/11 23:01s	1s
4-Nitrotoluenes	0.50s	Us	0.50s	0.088 s	ug/L s		08/10/11 16:24s	08/17/11 23:01s	1s
HMXs	0.10s	Us	0.10s	0.036 s	ug/L s		08/10/11 16:24s	08/17/11 23:01s	1s
Nitrobenzenes	0.10s	Us	0.10s	0.050s	ug/L s		08/10/11 16:24s	08/17/11 23:01s	1s
Nitroglycerins	0.65s	Us	0.65s	0.33 s	ug/L s		08/10/11 16:24s	08/17/11 23:01s	1s
RDXs	0.10s	Us	0.10s	0.036 s	ug/L s		08/10/11 16:24s	08/17/11 23:01s	1s
PETNs	0.65s	Us	0.65s	0.30s	ug/L s		08/10/11 16:24s	08/17/11 23:01s	1s
Tetryls	0.10s	Us	0.10s	0.050s	ug/L s		08/10/11 16:24s	08/17/11 23:01s	1s

Surrogatea	*% Recoverya*	*Qualifiera*	*Limitsa*	*Prepareda*	*Analyzeda*	*Dil Faca*
3,4-Dinitrotoluene2	*892*		*50 - 1502*	*08/10/11 16:242*	*08/17/11 23:012*	*12*

General Chemistry i

Analytei	Resulti	Qualif er i	RL i	MDL i	Uniti	Di	Prepared i	Analyzed i	Dil Fac i
Nitrocelluloses	2.0s	Us	2.0s	0.48 s	mg/L s		08/17/11 09:00s	08/18/11 13:25s	1s

Client Sample ID: FWGLL3mw-236C-1775-GF i

Date Collected: 08/04/11 08:56 i
Date Received: 08/04/11 14:30 i

Lab Sample ID: 240-2555-10 i
Matr x: Water i

Method: 6010B - Metals (ICP) - Total Recoverablei

Analytei	Resulti	Qualif er i	RL i	MDL i	Uniti	Di	Prepared i	Analyzed i	Dil Fac i
Silvers	5.0s	Us	5.0s	2.2s	ug/L s		08/18/11 06:00s	08/23/11 09:46 s	1s
Arsenics	5.0s	Us	5.0s	3.2s	ug/L s		08/18/11 06:00s	08/23/11 09:46 s	1s
Bar umi	3.0 i	J Bi	10s	0.67 s	ug/L s		08/18/11 06:00s	08/23/11 09:46 s	1s
Calc umi	21000 i	Bi	1000s	130s	ug/L s		08/18/11 06:00s	08/23/11 09:46 s	1s
Cobalti	7.5 i		5.0s	1.7 s	ug/L s		08/18/11 06:00s	08/23/11 09:46 s	1s
Chromiums	5.0s	Us	5.0s	2.2s	ug/L s		08/18/11 06:00s	08/23/11 09:46 s	1s
Coppers	5.0s	Us	5.0s	4.5s	ug/L s		08/18/11 06:00s	08/23/11 09:46 s	1s
Potassiumi	1300 i	Bi	1000s	72s	ug/L s		08/18/11 06:00s	08/23/11 09:46 s	1s
Magnesiumi	14000 i	Bi	1000s	34s	ug/L s		08/18/11 06:00s	08/23/11 09:46 s	1s
Manganesei	970 i	Bi	10s	0.41s	ug/L s		08/18/11 06:00s	08/23/11 09:46 s	1s
Nickeli	21 i		10s	3.2s	ug/L s		08/18/11 06:00s	08/23/11 09:46 s	1s
Lead s	3.0s	Us	3.0s	1.9 s	ug/L s		08/18/11 06:00s	08/23/11 09:46 s	1s
Seleniums	5.0s	Us	5.0s	4.1s	ug/L s		08/18/11 06:00s	08/23/11 09:46 s	1s
Vanadiums	10s	Us	10s	0.64s	ug/L s		08/18/11 06:00s	08/23/11 09:46 s	1s

Method: 6020 - Metals (ICP/MS) - Total Recoverablei

Analytei	Resulti	Qualif er i	RL i	MDL i	Uniti	Di	Prepared i	Analyzed i	Dil Fac i
Aluminumi	40 i	Ji	50s	19 s	ug/L s		08/18/11 06:00s	08/24/11 00:14s	1s
Berylliums	1.0s	Us	1.0s	0.20s	ug/L s		08/18/11 06:00s	08/24/11 00:14s	1s
Cadmiums	0.50s	Us	0.50s	0.13 s	ug/L s		08/18/11 06:00s	08/24/11 00:14s	1s
Ironi	1200 i		50s	26 s	ug/L s		08/18/11 06:00s	08/24/11 00:14s	1s
Antimonys	2.0s	Us	2.0s	0.13 s	ug/L s		08/18/11 06:00s	08/24/11 00:14s	1s
Thalliumi	0.38 i	Ji	1.0s	0.14s	ug/L s		08/18/11 06:00s	08/24/11 00:14s	1s

Client Sample Resultsi

Client: Environmental Quality Mgt., Inc.s
Project/Site: RVAAP (OH)s

TestAmerica Job ID: 240-2555-1s

Client Sample ID: FWGLL3mw-236C-1775-GF i
Date Collected: 08/04/11 08:56 i
Date Received: 08/04/11 14:30 i

Lab Sample ID: 240-2555-10 i
Matr x: Water i

Method: 6020 - Metals (ICP/MS) - Total Recoverable (Continued) i

Analytei	Resulti	Qualif er	RL i	MDL i	Uniti	Di	Prepared i	Analyzed i	Dil Fac i
Z nc i	25	B	10s	2.3 s	ug/L s		08/24/11 11:14s	08/26/11 17:05s	1s
Sod iumi	3200 i	B	1000s	6.9 s	ug/L s		08/18/11 06:00s	08/24/11 00:14s	1s

Method: 7470A - Mercury (CVAA) i

Analytei	Resulti	Qualif er i	RL i	MDL i	Uniti	Di	Prepared i	Analyzed i	Dil Fac i
Mercurys	0.20s	Us	0.20s	0.12s	ug/L s		08/17/11 11:20s	08/19/11 11:19 s	1s

Method: 8260B - Volatile Organic Compounds (GC/MS)

Lab Sample ID: MB 240-12149/6
Matrix: Water
Analysis Batch: 12149

Client Sample ID: Method Blank
Prep Type: Total/NA

Analyte	MB Result	MB Qualifier	RL	MDL	Unit	D	Prepared	Analyzed	Dil Fac
1,1,1-Trichloroethanes	1.0s	U	1.0s	0.22s	ug/L	s		08/16/11 12:47	s 1s
1,1,2,2-Tetrachloroethanes	1.0s	U	1.0s	0.18 s	ug/L	s		08/16/11 12:47	s 1s
1,1,2-Trichloroethanes	1.0s	U	1.0s	0.27 s	ug/L	s		08/16/11 12:47	s 1s
1,1-Dichloroethanes	1.0s	U	1.0s	0.15s	ug/L	s		08/16/11 12:47	s 1s
1,1-Dichloroethenes	1.0s	U	1.0s	0.19 s	ug/L	s		08/16/11 12:47	s 1s
1,2-Dichloroethanes	1.0s	U	1.0s	0.22s	ug/L	s		08/16/11 12:47	s 1s
1,2-Dichloroethene, Totals	1.0s	U	1.0s	0.34s	ug/L	s		08/16/11 12:47	s 1s
1,2-Dichloropropanes	1.0s	U	1.0s	0.18 s	ug/L	s		08/16/11 12:47	s 1s
2-Hexanones	10s	U	10s	0.41s	ug/L	s		08/16/11 12:47	s 1s
Bromochloromethanes	1.0s	U	1.0s	0.29 s	ug/L	s		08/16/11 12:47	s 1s
Acetones	10s	U	10s	1.1s	ug/L	s		08/16/11 12:47	s 1s
Benzenes	1.0s	U	1.0s	0.13 s	ug/L	s		08/16/11 12:47	s 1s
Bromoforms	1.0s	U	1.0s	0.64s	ug/L	s		08/16/11 12:47	s 1s
Bromomethanes	1.0s	U	1.0s	0.41s	ug/L	s		08/16/11 12:47	s 1s
Carbon disulfides	1.0s	U	1.0s	0.13 s	ug/L	s		08/16/11 12:47	s 1s
Carbon tetrachlorides	1.0s	U	1.0s	0.13 s	ug/L	s		08/16/11 12:47	s 1s
Chlorobenzenes	1.0s	U	1.0s	0.15s	ug/L	s		08/16/11 12:47	s 1s
Chloroethanes	1.0s	U	1.0s	0.29 s	ug/L	s		08/16/11 12:47	s 1s
Chloroforms	1.0s	U	1.0s	0.16 s	ug/L	s		08/16/11 12:47	s 1s
Chloromethanes	1.0s	U	1.0s	0.30s	ug/L	s		08/16/11 12:47	s 1s
cis-1,2-Dichloroethenes	1.0s	U	1.0s	0.17 s	ug/L	s		08/16/11 12:47	s 1s
cis-1,3-Dichloropropenes	1.0s	U	1.0s	0.14s	ug/L	s		08/16/11 12:47	s 1s
Bromodichloromethanes	1.0s	U	1.0s	0.15s	ug/L	s		08/16/11 12:47	s 1s
Ethylbenzenes	1.0s	U	1.0s	0.17 s	ug/L	s		08/16/11 12:47	s 1s
1,2-Dibromoethanes	1.0s	U	1.0s	0.24s	ug/L	s		08/16/11 12:47	s 1s
m-Xylene & p-Xylenes	2.0s	U	2.0s	0.24s	ug/L	s		08/16/11 12:47	s 1s
2-Butanone (MEK)s	10s	U	10s	0.57 s	ug/L	s		08/16/11 12:47	s 1s
4-Methyl-2-pentanone (MIBK)s	10s	U	10s	0.32s	ug/L	s		08/16/11 12:47	s 1s
Methylene Chlorides	2.0s	U	2.0s	0.33 s	ug/L	s		08/16/11 12:47	s 1s
o-Xylenes	1.0s	U	1.0s	0.14s	ug/L	s		08/16/11 12:47	s 1s
Styrenes	1.0s	U	1.0s	0.11s	ug/L	s		08/16/11 12:47	s 1s
Tetrachloroethenes	1.0s	U	1.0s	0.29 s	ug/L	s		08/16/11 12:47	s 1s
Toluenes	1.0s	U	1.0s	0.13 s	ug/L	s		08/16/11 12:47	s 1s
trans-1,2-Dichloroethenes	1.0s	U	1.0s	0.19 s	ug/L	s		08/16/11 12:47	s 1s
trans-1,3-Dichloropropenes	1.0s	U	1.0s	0.19 s	ug/L	s		08/16/11 12:47	s 1s
Trichloroethenes	1.0s	U	1.0s	0.17 s	ug/L	s		08/16/11 12:47	s 1s
Vinyl chlorides	1.0s	U	1.0s	0.22s	ug/L	s		08/16/11 12:47	s 1s
Xylenes, Totals	2.0s	U	2.0s	0.28 s	ug/L	s		08/16/11 12:47	s 1s
Dibromochloromethanes	1.0s	U	1.0s	0.18 s	ug/L	s		08/16/11 12:47	s 1s

SurrogateR	*MBR % RecoveryR*	*MBR QualifierR*	*LimitsR*	*PreparedR*	*AnalyzedR*	*Dil FacR*
1,2-Dichloroethane-d4 (Surr)2	*962*		*50 - 1502*		*08/16/11 12:472*	*12*
4-Bromofluorobenzene (Surr)2	*1032*		*50 - 1502*		*08/16/11 12:472*	*12*
Toluene-d8 (Surr)2	*1002*		*50 - 1502*		*08/16/11 12:472*	*12*
Dibromofluoromethane (Surr)2	*972*		*50 - 1502*		*08/16/11 12:472*	*12*

Method: 8260B - Volatile Organic Compounds (GC/MS) (Continued)

Lab Sample ID: LCS 240-12149/5
Matrix: Water
Analysis Batch: 12149

Client Sample ID: Lab Control Sample
Prep Type: Total/NA

Analyte	Spike Added	LCS Result	LCS Qualifier	Unit	D	% Rec	% Rec. Limits
1,1,1-Trichloroethanes	10.0s	10.3 s		ug/L s		103 s	70s-127 s
1,1,2,2-Tetrachloroethanes	10.0s	9.80s		ug/L s		98 s	68 -s129 s
1,1,2-Trichloroethanes	10.0s	10.6 s		ug/L s		106 s	75s-136 s
1,1-Dichloroethanes	10.0s	10.8 s		ug/L s		108 s	75s-133 s
1,1-Dichloroethenes	10.0s	11.1s		ug/L s		111s	75s-125s
1,2-Dichloroethanes	10.0s	11.0s		ug/L s		110s	67 -s132s
1,2-Dichloropropanes	10.0s	11.2s		ug/L s		112s	75s-127 s
2-Hexanones	20.0s	16.8 s		ug/L s		84s	53 -s139 s
Bromochloromethanes	10.0s	10.3 s		ug/L s		103 s	75s-127 s
Acetones	20.0s	21.2s		ug/L s		106 s	51s-157 s
Benzenes	10.0s	10.7 s		ug/L s		107 s	75s-126 s
Bromoforms	10.0s	8.87 s		ug/L s		89 s	72s-136 s
Bromomethanes	10.0s	8.74s		ug/L s		87 s	35s-153 s
Carbon disulfides	10.0s	10.6 s		ug/L s		106 s	74s-123 s
Carbon tetrachlorides	10.0s	10.8 s		ug/L s		108 s	71s-132s
Chlorobenzenes	10.0s	10.5s		ug/L s		105s	75s-127 s
Chloroethanes	10.0s	9.46 s		ug/L s		95s	72s-129 s
Chloroforms	10.0s	10.6 s		ug/L s		106 s	74s-127 s
Chloromethanes	10.0s	9.75s		ug/L s		98 s	58 -s135s
cis-1,2-Dichloroethenes	10.0s	10.3 s		ug/L s		103 s	73 -s133 s
cis-1,3-Dichloropropenes	10.0s	10.6 s		ug/L s		106 s	73 -s132s
Bromodichloromethanes	10.0s	10.9 s		ug/L s		109 s	70s-130s
Ethylbenzenes	10.0s	10.3 s		ug/L s		103 s	75s-120s
1,2-Dibromoethanes	10.0s	10.3 s		ug/L s		103 s	75s-127 s
m-Xylene & p-Xylenes	20.0s	20.4s		ug/L s		102s	75s-122s
2-Butanone (MEK)s	20.0s	19.7 s		ug/L s		99 s	45s-150s
4-Methyl-2-pentanone (MIBK)s	20.0s	19.4s		ug/L s		97 s	59 -s150s
Methylene Chlorides	10.0s	10.0s		ug/L s		100s	66 -s118 s
o-Xylenes	10.0s	10.3 s		ug/L s		103 s	75s-118 s
Styrenes	10.0s	10.4s		ug/L s		104s	75s-130s
Tetrachloroethenes	10.0s	10.1s		ug/L s		101s	75s-129 s
Toluenes	10.0s	10.6 s		ug/L s		106 s	75s-125s
trans-1,2-Dichloroethenes	10.0s	10.6 s		ug/L s		106 s	75s-134s
trans-1,3-Dichloropropenes	10.0s	10.7 s		ug/L s		107 s	74s-131s
Trichloroethenes	10.0s	10.4s		ug/L s		104s	67 -s128 s
Vinyl chlorides	10.0s	9.94s		ug/L s		99 s	73 -s134s
Dibromochloromethanes	10.0s	10.1s		ug/L s		101s	74s-145s

SurrogateR	*LCSR % RecoveryR*	*LCSR QualifierR*	*LimitsR*
1,2-Dichloroethane-d4 (Surr)2	*1002*		*50 - 150*
4-Bromofluorobenzene (Surr)2	*1082*		*50 - 150*
Toluene-d8 (Surr)2	*1042*		*50 - 150*
Dibromofluoromethane (Surr)2	*972*		*50 - 150*

Method: 8260B - Volatile Organic Compounds (GC/MS) (Continued)

Lab Sample ID: MRL 240-12149/27 MRL
Matrix: Water
Analysis Batch: 12149

Client Sample ID: Lab Control Sample
Prep Type: Total/NA

Analyte	Spike Added	MRL Result	MRL Qualifier	Unit	D	% Rec	% Rec. Limits
1,1,1-Trichloroethanes	1.00s	1.07 s		ug/L s		107 s	70s-130s
1,1,2,2-Tetrachloroethanes	1.00s	1.06 s		ug/L s		106 s	70s-130s
1,1,2-Trichloroethanes	1.00s	1.09 s		ug/L s		109 s	70s-130s
1,1-Dichloroethanes	1.00s	1.06 s		ug/L s		106 s	70s-130s
1,1-Dichloroethenes	1.00s	1.04s		ug/L s		104s	70s-130s
1,2-Dichloroethanes	1.00s	1.13 s		ug/L s		113 s	70s-130s
1,2-Dichloropropanes	1.00s	1.09 s		ug/L s		109 s	70s-130s
2-Hexanones	2.00s	1.64s	Js	ug/L s		82s	70s-130s
Bromochloromethanes	1.00s	1.08 s		ug/L s		108 s	70s-130s
Acetones	2.00s	1.65s	Js	ug/L s		83 s	70s-130s
Benzenes	1.00s	1.10s		ug/L s		110s	70s-130s
Bromoforms	1.00s	1.11s		ug/L s		111s	70s-130s
Bromomethanes	1.00s	1.15s		ug/L s		115s	70s-130s
Carbon disulfides	1.00s	1.02s		ug/L s		102s	70s-130s
Carbon tetrachlorides	1.00s	1.01s		ug/L s		101s	70s-130s
Chlorobenzenes	1.00s	1.03 s		ug/L s		103 s	70s-130s
Chloroethanes	1.00s	1.04s		ug/L s		104s	70s-130s
Chloroforms	1.00s	1.05s		ug/L s		105s	70s-130s
Chloromethanes	1.00s	1.08 s		ug/L s		108 s	70s-130s
cis-1,2-Dichloroethenes	1.00s	1.03 s		ug/L s		103 s	70s-130s
cis-1,3-Dichloropropenes	1.00s	0.939 s	Js	ug/L s		94s	70s-130s
Bromodichloromethanes	1.00s	1.05s		ug/L s		105s	70s-130s
Ethylbenzenes	1.00s	0.990s	Js	ug/L s		99 s	70s-130s
1,2-Dibromoethanes	1.00s	1.04s		ug/L s		104s	70s-130s
m-Xylene & p-Xylenes	2.00s	1.88 s	Js	ug/L s		94s	70s-130s
2-Butanone (MEK)s	2.00s	2.36 s	Js	ug/L s		118 s	70s-130s
4-Methyl-2-pentanone (MIBK)s	2.00s	1.94s	Js	ug/L s		97 s	70s-130s
Methylene Chlorides	1.00s	0.801s	Js	ug/L s		80s	70s-130s
o-Xylenes	1.00s	0.922s	Js	ug/L s		92s	70s-130s
Styrenes	1.00s	0.896 s	Js	ug/L s		90s	70s-130s
Tetrachloroethenes	1.00s	1.09 s		ug/L s		109 s	70s-130s
Toluenes	1.00s	1.08 s		ug/L s		108 s	70s-130s
trans-1,2-Dichloroethenes	1.00s	1.04s		ug/L s		104s	70s-130s
trans-1,3-Dichloropropenes	1.00s	0.838 s	Js	ug/L s		84s	70s-130s
Trichloroethenes	1.00s	1.10s		ug/L s		110s	70s-130s
Vinyl chlorides	1.00s	1.01s		ug/L s		101s	70s-130s
Dibromochloromethanes	1.00s	0.889 s	Js	ug/L s		89 s	70s-130s

SurrogateR	*MRLR % RecoveryR*	*MRLR QualifierR*	*LimitsR*
1,2-Dichloroethane-d4 (Surr)2	*992*		*50 - 150*
4-Bromofluorobenzene (Surr)2	*992*		*50 - 150*
Toluene-d8 (Surr)2	*102*		*50 - 150*
Dibromofluoromethane (Surr)2	*982*		*50 - 150*

Method: 8260B - Volatile Organic Compounds (GC/MS) (Continued)

Lab Sample ID: MRL 240-12149/4 MRL
Matrix: Water
Analysis Batch: 12149

Client Sample ID: Lab Control Sample
Prep Type: Total/NA

Analyte	Spike Added	MRL Result	MRL Qualifier	Unit	D	% Rec	% Rec. Limits
1,1,1-Trichloroethanes	1.00s	1.00s		ug/L s		100s	70s-130s
1,1,2,2-Tetrachloroethanes	1.00s	1.05s		ug/L s		105s	70s-130s
1,1,2-Trichloroethanes	1.00s	1.06 s		ug/L s		106 s	70s-130s
1,1-Dichloroethanes	1.00s	1.03 s		ug/L s		103 s	70s-130s
1,1-Dichloroethenes	1.00s	1.00s		ug/L s		100s	70s-130s
1,2-Dichloroethanes	1.00s	1.17 s		ug/L s		117 s	70s-130s
1,2-Dichloropropanes	1.00s	1.12s		ug/L s		112s	70s-130s
2-Hexanones	2.00s	1.72s	Js	ug/L s		86 s	70s-130s
Bromochloromethanes	1.00s	1.05s		ug/L s		105s	70s-130s
Acetones	2.00s	2.06 s	Js	ug/L s		103 s	70s-130s
Benzenes	1.00s	1.12s		ug/L s		112s	70s-130s
Bromoforms	1.00s	1.22s		ug/L s		122s	70s-130s
Bromomethanes	1.00s	1.12s		ug/L s		112s	70s-130s
Carbon disulfides	1.00s	0.975s	Js	ug/L s		98 s	70s-130s
Carbon tetrachlorides	1.00s	0.937 s	Js	ug/L s		94s	70s-130s
Chlorobenzenes	1.00s	1.06 s		ug/L s		106 s	70s-130s
Chloroethanes	1.00s	1.02s		ug/L s		102s	70s-130s
Chloroforms	1.00s	1.05s		ug/L s		105s	70s-130s
Chloromethanes	1.00s	1.07 s		ug/L s		107 s	70s-130s
cis-1,2-Dichloroethenes	1.00s	1.03 s		ug/L s		103 s	70s-130s
cis-1,3-Dichloropropenes	1.00s	1.02s		ug/L s		102s	70s-130s
Bromodichloromethanes	1.00s	1.07 s		ug/L s		107 s	70s-130s
Ethylbenzenes	1.00s	0.986 s	Js	ug/L s		99 s	70s-130s
1,2-Dibromoethanes	1.00s	1.07 s		ug/L s		107 s	70s-130s
m-Xylene & p-Xylenes	2.00s	1.95s	Js	ug/L s		98 s	70s-130s
2-Butanone (MEK)s	2.00s	2.82s	J ^s	ug/L s		141s	70s-130s
4-Methyl-2-pentanone (MIBK)s	2.00s	2.23 s	Js	ug/L s		112s	70s-130s
Methylene Chlorides	1.00s	0.685s	J ^s	ug/L s		69 s	70s-130s
o-Xylenes	1.00s	0.966 s	Js	ug/L s		97 s	70s-130s
Styrenes	1.00s	0.927 s	Js	ug/L s		93 s	70s-130s
Tetrachloroethenes	1.00s	1.10s		ug/L s		110s	70s-130s
Toluenes	1.00s	1.05s		ug/L s		105s	70s-130s
trans-1,2-Dichloroethenes	1.00s	1.03 s		ug/L s		103 s	70s-130s
trans-1,3-Dichloropropenes	1.00s	0.948 s	Js	ug/L s		95s	70s-130s
Trichloroethenes	1.00s	1.08 s		ug/L s		108 s	70s-130s
Vinyl chlorides	1.00s	1.07 s		ug/L s		107 s	70s-130s
Dibromochloromethanes	1.00s	0.858 s	Js	ug/L s		86 s	70s-130s

SurrogateR	*MRLR % RecoveryR*	*MRLR QualifierR*	*LimitsR*
1,2-Dichloroethane-d4 (Surr)2	*972*		*50 - 150*
4-Bromofluorobenzene (Surr)2	*102*		*50 - 150*
Toluene-d8 (Surr)2	*1002*		*50 - 150*
Dibromofluoromethane (Surr)2	*962*		*50 - 1502*

Client: Environmental Quality Mgt., Inc.s
Project/Site: RVAAP (OH)s

TestAmerica Job ID: 240-2555-1s

Method: 8270C - Semivolatile Organic Compounds (GC/MS)

Lab Sample ID: MB 240-11090/10-A
Matrix: Water
Analysis Batch: 12375

Client Sample ID: Method Blank
Prep Type: Total/NA
Prep Batch: 11090

Analyte	MB Result	MB Qualifier	RL	MDL	Unit	D	Prepared	Analyzed	Dil Fac
2,2'-oxybis[1-chloropropane] s	1.0s	U	1.0s	0.40s	ug/L s		08/06/11 08:54s	08/17/11 15:01s	1s
2,4,5-Trichlorophenols	5.0s	U	5.0s	0.30s	ug/L s		08/06/11 08:54s	08/17/11 15:01s	1s
2,4,6-Trichlorophenols	5.0s	U	5.0s	0.80s	ug/L s		08/06/11 08:54s	08/17/11 15:01s	1s
2,4-Dichlorophenols	2.0s	U	2.0s	0.80s	ug/L s		08/06/11 08:54s	08/17/11 15:01s	1s
2,4-Dimethylphenols	2.0s	U	2.0s	0.80s	ug/L s		08/06/11 08:54s	08/17/11 15:01s	1s
2,4-Dinitrophenols	5.0s	U	5.0s	2.4s	ug/L s		08/06/11 08:54s	08/17/11 15:01s	1s
2,4-Dinitrotoluenes	5.0s	U	5.0s	0.27 s	ug/L s		08/06/11 08:54s	08/17/11 15:01s	1s
2,6-Dinitrotoluenes	5.0s	U	5.0s	0.80s	ug/L s		08/06/11 08:54s	08/17/11 15:01s	1s
2-Chloronaphthalenes	1.0s	U	1.0s	0.10s	ug/L s		08/06/11 08:54s	08/17/11 15:01s	1s
2-Chlorophenols	1.0s	U	1.0s	0.29 s	ug/L s		08/06/11 08:54s	08/17/11 15:01s	1s
Benzoic acid s	10s	U	10s	10s	ug/L s		08/06/11 08:54s	08/17/11 15:01s	1s
2-Methylnaphthalenes	0.20s	U	0.20s	0.10s	ug/L s		08/06/11 08:54s	08/17/11 15:01s	1s
2-Methylphenols	1.0s	U	1.0s	0.80s	ug/L s		08/06/11 08:54s	08/17/11 15:01s	1s
2-Nitroanilines	2.0s	U	2.0s	0.80s	ug/L s		08/06/11 08:54s	08/17/11 15:01s	1s
Benzyl alcohols	5.0s	U	5.0s	0.38 s	ug/L s		08/06/11 08:54s	08/17/11 15:01s	1s
2-Nitrophenols	2.0s	U	2.0s	0.28 s	ug/L s		08/06/11 08:54s	08/17/11 15:01s	1s
3,3'-Dichlorobenzidines	5.0s	U	5.0s	0.37 s	ug/L s		08/06/11 08:54s	08/17/11 15:01s	1
3-Nitroanilines	2.0s	U	2.0s	0.28 s	ug/L s		08/06/11 08:54s	08/17/11 15:01s	1s
4,6-Dinitro-2-methylphenols	5.0s	U	5.0s	2.4s	ug/L s		08/06/11 08:54s	08/17/11 15:01s	1s
4-Bromophenyl phenyl ethers	2.0s	U	2.0s	0.80s	ug/L s		08/06/11 08:54s	08/17/11 15:01s	1s
4-Chloro-3-methylphenols	2.0s	U	2.0s	0.80s	ug/L s		08/06/11 08:54s	08/17/11 15:01s	1s
4-Chloroanilines	2.0s	U	2.0s	0.80s	ug/L s		08/06/11 08:54s	08/17/11 15:01s	1s
4-Chlorophenyl phenyl ethers	2.0s	U	2.0s	0.30s	ug/L s		08/06/11 08:54s	08/17/11 15:01s	1s
4-Nitroanilines	2.0s	U	2.0s	0.80s	ug/L s		08/06/11 08:54s	08/17/11 15:01s	1s
4-Nitrophenols	5.0s	U	5.0s	2.4s	ug/L s		08/06/11 08:54s	08/17/11 15:01s	1s
Acenaphthenes	0.20s	U	0.20s	0.10s	ug/L s		08/06/11 08:54s	08/17/11 15:01s	1s
Acenaphthylenes	0.20s	U	0.20s	0.10s	ug/L s		08/06/11 08:54s	08/17/11 15:01s	1s
Anthracenes	0.20s	U	0.20s	0.10s	ug/L s		08/06/11 08:54s	08/17/11 15:01s	1s
Benzo[a]anthracenes	0.20s	U	0.20s	0.10s	ug/L s		08/06/11 08:54s	08/17/11 15:01s	1s
Benzo[a]pyrenes	0.20s	U	0.20s	0.10s	ug/L s		08/06/11 08:54s	08/17/11 15:01s	1s
Benzo[b]fluoranthenes	0.20s	U	0.20s	0.10s	ug/L s		08/06/11 08:54s	08/17/11 15:01s	1s
Benzo[g,h,i]perylenes	0.20s	U	0.20s	0.10s	ug/L s		08/06/11 08:54s	08/17/11 15:01s	1s
Benzo[k]fluoranthenes	0.20s	U	0.20s	0.10s	ug/L s		08/06/11 08:54s	08/17/11 15:01s	1s
Bis(2-chloroethoxy)methanes	1.0s	U	1.0s	0.32s	ug/L s		08/06/11 08:54s	08/17/11 15:01s	1s
Bis(2-chloroethyl)ethers	1.0s	U	1.0s	0.10s	ug/L s		08/06/11 08:54s	08/17/11 15:01s	1s
Bis(2-ethylhexyl) phthalates	10s	U	10s	0.80s	ug/L s		08/06/11 08:54s	08/17/11 15:01s	1s
Butyl benzyl phthalates	1.0s	U	1.0s	0.80s	ug/L s		08/06/11 08:54s	08/17/11 15:01s	1s
Carbazoles	1.0s	U	1.0s	0.28 s	ug/L s		08/06/11 08:54s	08/17/11 15:01s	1s
1,2-Dichlorobenzenes	1.0s	U	1.0s	0.29 s	ug/L s		08/06/11 08:54s	08/17/11 15:01s	1s
Chrysenes	0.20s	U	0.20s	0.10s	ug/L s		08/06/11 08:54s	08/17/11 15:01s	1s
1,3-Dichlorobenzenes	1.0s	U	1.0s	0.80s	ug/L s		08/06/11 08:54s	08/17/11 15:01s	1s
Dibenz(a,h)anthracenes	0.20s	U	0.20s	0.10s	ug/L s		08/06/11 08:54s	08/17/11 15:01s	1s
1,4-Dichlorobenzenes	1.0s	U	1.0s	0.34s	ug/L s		08/06/11 08:54s	08/17/11 15:01s	1s
Dibenzofurans	1.0s	U	1.0s	0.10s	ug/L s		08/06/11 08:54s	08/17/11 15:01s	1s
Diethyl phthalates	1.0s	U	1.0s	0.60s	ug/L s		08/06/11 08:54s	08/17/11 15:01s	1s
Dimethyl phthalates	1.0s	U	1.0s	0.29 s	ug/L s		08/06/11 08:54s	08/17/11 15:01s	1s
Di-n-butyl phthalates	1.0s	U	1.0s	0.67 s	ug/L s		08/06/11 08:54s	08/17/11 15:01s	1s
Di-n-octyl phthalates	1.0s	U	1.0s	0.80s	ug/L s		08/06/11 08:54s	08/17/11 15:01s	1s
Fluoranthenes	0.20s	U	0.20s	0.10s	ug/L s		08/06/11 08:54s	08/17/11 15:01s	1s

Method: 8270C - Semivolatile Organic Compounds (GC/MS) (Continued)

Lab Sample ID: MB 240-11090/10-A
Matrix: Water
Analysis Batch: 12375

Client Sample ID: Method Blank
Prep Type: Total/NA
Prep Batch: 11090

Analyte	MB Result	MB Qualifier	RL	MDL	Unit	D	Prepared	Analyzed	Dil Fac
Fluorenes	0.20s	U	0.20s	0.10s	ug/L s		08/06/11 08:54s	08/17/11 15:01s	1s
Hexachlorobenzenes	0.20s	U	0.20s	0.10s	ug/L s		08/06/11 08:54s	08/17/11 15:01s	1s
Hexachlorobutadienes	1.0s	U	1.0s	0.27 s	ug/L s		08/06/11 08:54s	08/17/11 15:01s	1s
Hexachlorocyclopentadienes	10s	U	10s	0.80s	ug/L s		08/06/11 08:54s	08/17/11 15:01s	1s
Hexachloroethanes	1.0s	U	1.0s	0.80s	ug/L s		08/06/11 08:54s	08/17/11 15:01s	1s
Indeno[1,2,3-cd]pyrenes	0.20s	U	0.20s	0.10s	ug/L s		08/06/11 08:54s	08/17/11 15:01s	1s
Isophorones	1.0s	U	1.0s	0.27 s	ug/L s		08/06/11 08:54s	08/17/11 15:01s	1s
Naphthalenes	0.20s	U	0.20s	0.10s	ug/L s		08/06/11 08:54s	08/17/11 15:01s	1s
Nitrobenzenes	1.0s	U	1.0s	0.040s	ug/L s		08/06/11 08:54s	08/17/11 15:01s	1s
N-Nitrosodi-n-propylamines	1.0s	U	1.0s	0.80s	ug/L s		08/06/11 08:54s	08/17/11 15:01s	1s
N-Nitrosodiphenylamines	1.0s	U	1.0s	0.31s	ug/L s		08/06/11 08:54s	08/17/11 15:01s	1s
Pentachlorophenols	5.0s	U	5.0s	2.4s	ug/L s		08/06/11 08:54s	08/17/11 15:01s	1s
Phenols	1.0s	U	1.0s	0.60s	ug/L s		08/06/11 08:54s	08/17/11 15:01s	1s
Phenanthrenes	0.20s	U	0.20s	0.10s	ug/L s		08/06/11 08:54s	08/17/11 15:01s	1s
Pyrenes	0.20s	U	0.20s	0.10s	ug/L s		08/06/11 08:54s	08/17/11 15:01s	1s
3 & 4 Methylphenols	1.0s	U	1.0s	0.75s	ug/L s		08/06/11 08:54s	08/17/11 15:01s	1s
1,2,4-Trichlorobenzenes	1.0s	U	1.0s	0.28 s	ug/L s		08/06/11 08:54s	08/17/11 15:01s	1s

SurrogateR	*MBR % RecoveryR*	*MBR QualifierR*	*LimitsR*	*PreparedR*	*AnalyzedR*	*Dil FacR*
-Fluorobiphenyl (Surr)2	*552*		*50 - 1502*	*08/06/11 08:542*	*08/17/11 15:012*	*12*
-Fluorophenol (Surr)2	*812*		*50 - 1502*	*08/06/11 08:542*	*08/17/11 15:012*	*12*
,4,6-Tribromophenol (Surr)2	*782*		*50 - 1502*	*08/06/11 08:542*	*08/17/11 15:012*	*12*
Nitrobenzene-d5 (Surr)2	*542*		*50 - 1502*	*08/06/11 08:542*	*08/17/11 15:012*	*12*
Phenol-d5 (Surr)2	*802*		*50 - 1502*	*08/06/11 08:542*	*08/17/11 15:012*	*12*
Terphenyl-d14 (Surr)2	*672*		*50 - 1502*	*08/06/11 08:542*	*08/17/11 15:012*	*12*

Lab Sample ID: LCS 240-11090/11-A
Matrix: Water
Analysis Batch: 12375

Client Sample ID: Lab Control Sample
Prep Type: Total/NA
Prep Batch: 11090

Analyte	Spike Added	LCS Result	LCS Qualifier	Unit	D	% Rec	% Rec. Limits
2,2'-oxybis[1-chloropropane] s	20.0	12.4s		ug/L s		62s	50s-s150s
2,4,5-Trichlorophenols	20.0	16.4s		ug/L s		82s	36 -s135s
2,4,6-Trichlorophenols	20.0	15.7 s		ug/L s		79 s	39 -s115s
2,4-Dichlorophenols	20.0	16.2s		ug/L s		81s	34s-s115s
2,4-Dimethylphenols	20.0	13.7 s		ug/L s		68 s	31s-s120s
2,4-Dinitrophenols	20.0	13.0s		ug/L s		65s	29 -s146 s
2,4-Dinitrotoluenes	20.0	12.1s		ug/L s		61s	34s-s151s
2,6-Dinitrotoluenes	20.0	12.6 s		ug/L s		63 s	43 -s122s
2-Chloronaphthalenes	20.0	11.1s		ug/L s		55s	35s-s115s
2-Chlorophenols	20.0	15.5s		ug/L s		78 s	30s-s120s
Benzoic acid s	20.0	10s	Us	ug/L s		39 s	30 - 136 s
2-Methylnaphthalenes	20.0	18.8 s		ug/L s		94s	32s-s115s
2-Methylphenols	20.0	16.1s		ug/L s		80s	30s-s116 s
2-Nitroanilines	20.0	15.9 s		ug/L s		79 s	36 -s140s
Benzyl alcohols	20.0	17.0s		ug/L s		85s	29 -s115s
2-Nitrophenols	20.0	15.9 s		ug/L s		80s	33 -s115s
3,3'-Dichlorobenzidines	20.0s	11.6 s		ug/L s		58 s	30s-s160s
3-Nitroanilines	20.0s	16.4s		ug/L s		82s	30s-s138 s

Client: Environmental Quality Mgt., Inc.s
Project/Site: RVAAP (OH)s

TestAmerica Job ID: 240-2555-1s

Method: 8270C - Semivolatile Organic Compounds (GC/MS) (Continued)

Lab Sample ID: LCS 240-11090/11-A
Matrix: Water
Analysis Batch: 12375

Client Sample ID: Lab Control Sample
Prep Type: Total/NA
Prep Batch: 11090

Analyte	Spike Added	LCS Result	LCS Qualifier	Unit	D	% Rec	% Rec. Limits
4,6-Dinitro-2-methylphenols	20.0s	16.0s		ug/L s		80s	42s-144s
4-Bromophenyl phenyl ethers	20.0s	11.6 s		ug/L s		58 s	43 -s118 s
4-Chloro-3-methylphenols	20.0s	16.5s		ug/L s		83 s	31s-121s
4-Chloroanilines	20.0s	16.2s		ug/L s		81s	30s-133 s
4-Chlorophenyl phenyl ethers	20.0s	11.7 s		ug/L s		59 s	40s-115s
4-Nitroanilines	20.0s	16.9 s		ug/L s		84s	30s-140s
4-Nitrophenols	20.0s	17.6 s		ug/L s		88 s	30s-138 s
Acenaphthenes	20.0s	15.3 s		ug/L s		77 s	31s-120s
Acenaphthylenes	20.0s	15.7 s		ug/L s		79 s	37 -s115s
Anthracenes	20.0s	16.0s		ug/L s		80s	45s-118 s
Benzo[a]anthracenes	20.0s	15.2s		ug/L s		76 s	43 -s138 s
Benzo[a]pyrenes	20.0s	13.8 s		ug/L s		69 s	38 -s144s
Benzo[b]fluoranthenes	20.0s	14.8 s		ug/L s		74s	31s-146 s
Benzo[g,h,i]perylenes	20.0s	16.7 s		ug/L s		84s	35s-129 s
Benzo[k]fluoranthenes	20.0s	17.8 s		ug/L s		89 s	40s-127 s
Bis(2-chloroethoxy)methanes	20.0s	12.2s		ug/L s		61s	30s-115s
Bis(2-chloroethyl)ethers	20.0s	10.9 s		ug/L s		55s	30s-115s
Bis(2-ethylhexyl) phthalates	20.0s	16.2s		ug/L s		81s	30s-154s
Butyl benzyl phthalates	20.0s	16.6 s		ug/L s		83 s	37 -s136 s
Carbazoles	20.0s	15.9 s		ug/L s		79 s	49 -s126 s
1,2-Dichlorobenzenes	20.0s	11.4s		ug/L s		57 s	30s-120s
Chrysenes	20.0s	16.1s		ug/L s		81s	42s-142s
1,3-Dichlorobenzenes	20.0s	11.0s		ug/L s		55s	30s-120s
Dibenz(a,h)anthracenes	20.0s	16.6 s		ug/L s		83 s	38 -s130s
1,4-Dichlorobenzenes	20.0s	15.2s		ug/L s		76 s	30s-115s
Dibenzofurans	20.0s	15.6 s		ug/L s		78 s	40s-115s
Diethyl phthalates	20.0s	15.9 s		ug/L s		80s	43 -s132s
Dimethyl phthalates	20.0s	16.2s		ug/L s		81s	42s-116 s
Di-n-butyl phthalates	20.0s	16.5s		ug/L s		83 s	46 -s123 s
Di-n-octyl phthalates	20.0s	15.7 s		ug/L s		78 s	36 -s151s
Fluoranthenes	20.0s	16.9 s		ug/L s		85s	47 -s132s
Fluorenes	20.0s	15.7 s		ug/L s		79 s	41s-115s
Hexachlorobenzenes	20.0s	11.7 s		ug/L s		58 s	42s-123 s
Hexachlorobutadienes	20.0s	11.2s		ug/L s		56 s	30s-120s
Hexachlorocyclopentadienes	20.0s	7.40s	Js	ug/L s		37 s	30s-115s
Hexachloroethanes	20.0s	11.5s		ug/L s		58 s	30s-120s
Indeno[1,2,3-cd]pyrenes	20.0s	16.6 s		ug/L s		83 s	37 -s130s
Isophorones	20.0s	16.3 s		ug/L s		81s	33 -s115s
Naphthalenes	20.0s	16.0s		ug/L s		80s	30s-119 s
Nitrobenzenes	20.0s	12.1s		ug/L s		61s	31s-115s
N-Nitrosodi-n-propylamines	20.0s	17.0s		ug/L s		85s	30s-132s
N-Nitrosodiphenylamines	20.0s	16.0s		ug/L s		80s	35s-124s
Pentachlorophenols	20.0s	16.1s		ug/L s		80s	30s-150s
Phenols	20.0s	16.1s		ug/L s		80s	30s-115s
Phenanthrenes	20.0s	15.8 s		ug/L s		79 s	45s-117 s
Pyrenes	20.0s	15.6 s		ug/L s		78 s	35s-139 s
3 & 4 Methylphenols	40.0s	32.6 s		ug/L s		82s	31s-115s
1,2,4-Trichlorobenzenes	20.0s	10.8 s		ug/L s		54s	30s-120s

Method: 8270C - Semivolatile Organic Compounds (GC/MS) (Continued)

Lab Sample ID: LCS 240-11090/11-A
Matrix: Water
Analysis Batch: 12375

Client Sample ID: Lab Control Sample
Prep Type: Total/NA
Prep Batch: 11090

SurrogateR	LCSR % RecoveryR	LCSR QualifierR	LimitsR
-Fluorobiphenyl (Surr)2	562		50 - 1502
-Fluorophenol (Surr)2	782		50 - 1502
,4,6-Tribromophenol (Surr)2	852		50 - 1502
Nitrobenzene-d5 (Surr)2	62		50 - 1502
Phenol-d5 (Surr)2	852		50 - 1502
Terphenyl-d14 (Surr)2	672		50 - 1502

Lab Sample ID: MRL 240-12375/14 MRL
Matrix: Water
Analysis Batch: 12375

Client Sample ID: Lab Control Sample
Prep Type: Total/NA

Analyte	Spike Added	MRL Result	MRL Qualifier	Unit	D	% Rec	% Rec. Limits
2,2'-oxybis[1-chloropropane] s	5.00s	5.27 s		ng/uL s		105s	70s-130s
2,4,5-Trichlorophenols	5.00s	5.18 s		ng/uL s		104s	70s-130s
2,4,6-Trichlorophenols	5.00s	5.11s		ng/uL s		102s	70s-130s
2,4-Dichlorophenols	5.00s	5.20s		ng/uL s		104s	70s-130s
2,4-Dimethylphenols	5.00s	5.19 s		ng/uL s		104s	70s-130s
2,4-Dinitrophenols	10.0s	9.59 s		ng/uL s		96 s	70s-130s
2,4-Dinitrotoluenes	5.00s	5.32s		ng/uL s		106 s	70s-130s
2,6-Dinitrotoluenes	5.00s	5.18 s		ng/uL s		104s	70s-130s
2-Chloronaphthalenes	5.00s	5.02s		ng/uL s		100s	70s-130s
2-Chlorophenols	5.00s	4.93 s		ng/uL s		99 s	70s-130s
Benzoic acid s	10.0s	10.5s		ng/uL s		105s	70s-130s
2-Methylnaphthalenes	5.00s	4.96 s		ng/uL s		99 s	70s-130s
2-Methylphenols	5.00s	5.06 s		ng/uL s		101s	70s-130s
2-Nitroanilines	5.00s	5.00s		ng/uL s		100s	70s-130s
Benzyl alcohols	5.00s	4.95s		ng/uL s		99 s	70s-130s
2-Nitrophenols	5.00s	5.11s		ng/uL s		102s	70s-130s
3,3'-Dichlorobenzidines	5.00s	4.97 s		ng/uL s		99 s	70s-130s
3-Nitroanilines	5.00s	5.21s		ng/uL s		104s	70s-130s
4,6-Dinitro-2-methylphenols	5.00s	4.75s		ng/uL s		95s	70s-130s
4-Bromophenyl phenyl ethers	5.00s	5.08 s		ng/uL s		102s	70s-130s
4-Chloro-3-methylphenols	5.00s	5.15s		ng/uL s		103 s	70s-130s
4-Chloroanilines	5.00s	5.15s		ng/uL s		103 s	70s-130s
4-Chlorophenyl phenyl ethers	5.00s	5.21s		ng/uL s		104s	70s-130s
4-Nitroanilines	5.00s	5.13 s		ng/uL s		103 s	70s-130s
4-Nitrophenols	5.00s	5.21s		ng/uL s		104s	70s-130s
Acenaphthenes	5.00s	4.97 s		ng/uL s		99 s	70s-130s
Acenaphthylenes	5.00s	5.08 s		ng/uL s		102s	70s-130s
Anthracenes	5.00s	5.01s		ng/uL s		100s	70s-130s
Benzo[a]anthracenes	5.00s	4.73 s		ng/uL s		95s	70s-130s
Benzo[a]pyrenes	5.00s	5.11s		ng/uL s		102s	70s-130s
Benzo[b]fluoranthenes	5.00s	5.16 s		ng/uL s		103 s	70s-130s
Benzo[g,h,i]perylenes	5.00s	5.12s		ng/uL s		102s	70s-130s
Benzo[k]fluoranthenes	5.00s	5.53 s		ng/uL s		111s	70s-130s
Bis(2-chloroethoxy)methanes	5.00s	5.24s		ng/uL s		105s	70s-130s
Bis(2-chloroethyl)ethers	5.00s	5.13 s		ng/uL s		103 s	70s-130s
Bis(2-ethylhexyl) phthalates	5.00s	5.01s		ng/uL s		100s	70s-130s
Butyl benzyl phthalates	5.00s	4.96 s		ng/uL s		99 s	70s-130s

Method: 8270C - Semivolatile Organic Compounds (GC/MS) (Continued)

Lab Sample ID: MRL 240-12375/14 MRL
Matrix: Water
Analysis Batch: 12375

Client Sample ID: Lab Control Sample
Prep Type: Total/NA

Analyte	Spike Added	MRL Result	MRL Qualifier	Unit	D	% Rec	% Rec. Limits
Carbazoles	5.00s	5.05s		ng/uL s		101s	70s-130s
1,2-Dichlorobenzenes	5.00s	5.06 s		ng/uL s		101s	70s-130s
Chrysenes	5.00s	5.00s		ng/uL s		100s	70s-130s
1,3-Dichlorobenzenes	5.00s	4.98 s		ng/uL s		100s	70s-130s
Dibenz(a,h)anthracenes	5.00s	5.26 s		ng/uL s		105s	70s-130s
1,4-Dichlorobenzenes	5.00s	5.04s		ng/uL s		101s	70s-130s
Dibenzofurans	5.00s	5.04s		ng/uL s		101s	70s-130s
Diethyl phthalates	5.00s	5.06 s		ng/uL s		101s	70s-130s
Dimethyl phthalates	5.00s	5.10s		ng/uL s		102s	70s-130s
Di-n-butyl phthalates	5.00s	5.03 s		ng/uL s		101s	70s-130s
Di-n-octyl phthalates	5.00s	5.25s		ng/uL s		105s	70s-130s
Fluoranthenes	5.00s	5.08 s		ng/uL s		102s	70s-130s
Fluorenes	5.00s	5.05s		ng/uL s		101s	70s-130s
Hexachlorobenzenes	5.00s	5.02s		ng/uL s		100s	70s-130s
Hexachlorobutadienes	5.00s	5.16 s		ng/uL s		103 s	70s-130s
Hexachlorocyclopentadienes	5.00s	5.13 s		ng/uL s		103 s	70s-130s
Hexachloroethanes	5.00s	5.19 s		ng/uL s		104s	70s-130s
Indeno[1,2,3-cd]pyrenes	5.00s	5.24s		ng/uL s		105s	70s-130s
Isophorones	5.00s	5.12s		ng/uL s		102s	70s-130s
Naphthalenes	5.00s	4.96 s		ng/uL s		99 s	70s-130s
Nitrobenzenes	5.00s	5.32s		ng/uL s		106 s	70s-130s
N-Nitrosodi-n-propylamines	5.00s	5.22s		ng/uL s		104s	70s-130s
N-Nitrosodiphenylamines	5.00s	5.26 s		ng/uL s		105s	70s-130s
Pentachlorophenols	10.0s	10.3 s		ng/uL s		103 s	70s-130s
Phenols	5.00s	5.11s		ng/uL s		102s	70s-130s
Phenanthrenes	5.00s	4.94s		ng/uL s		99 s	70s-130s
Pyrenes	5.00s	5.00s		ng/uL s		100s	70s-130s
3 & 4 Methylphenols	5.00s	5.12s		ng/uL s		102s	70s-130s
1,2,4-Trichlorobenzenes	5.00s	5.22s		ng/uL s		104s	70s-130s

SurrogateR	*% RecoveryR*	*MRLR QualifierR*	*LimitsR*
-Fluorobiphenyl (Surr)2	*102*		*50 - 150*
-Fluorophenol (Surr)2	*1012*		*50 - 150*
,4,6-Tribromophenol (Surr)2	*1002*		*50 - 150*
Nitrobenzene-d5 (Surr)2	*1042*		*50 - 150*
Phenol-d5 (Surr)2	*102*		*50 - 150*
Terphenyl-d14 (Surr)2	*1032*		*50 - 150*

Lab Sample ID: MRL 240-12375/4 MRL
Matrix: Water
Analysis Batch: 12375

Client Sample ID: Lab Control Sample
Prep Type: Total/NA

Analyte	Spike Added	MRL Result	MRL Qualifier	Unit	D	% Rec	% Rec. Limits
2,2'-oxybis[1-chloropropane] s	5.00s	5.52s		ng/uL s		110s	70s-130s
2,4,5-Trichlorophenols	5.00s	5.20s		ng/uL s		104s	70s-130s
2,4,6-Trichlorophenols	5.00s	5.07 s		ng/uL s		101s	70s-130s
2,4-Dichlorophenols	5.00s	5.25s		ng/uL s		105s	70s-130s
2,4-Dimethylphenols	5.00s	5.13 s		ng/uL s		103 s	70s-130s
2,4-Dinitrophenols	10.0s	10.1s		ng/uL s		101s	70s-130s

Method: 8270C - Semivolatile Organic Compounds (GC/MS) (Continued)

Lab Sample ID: MRL 240-12375/4 MRL
Matrix: Water
Analysis Batch: 12375

Client Sample ID: Lab Control Sample
Prep Type: Total/NA

Analyte	Spike Added	MRL Result	MRL Qualifier	Unit	D	% Rec	% Rec. Limits
2,4-Dinitrotoluenes	5.00s	5.25s		ng/uL s		105s	70s-130s
2,6-Dinitrotoluenes	5.00s	5.06 s		ng/uL s		101s	70s-130s
2-Chloronaphthalenes	5.00s	5.02s		ng/uL s		100s	70s-130s
2-Chlorophenols	5.00s	5.12s		ng/uL s		102s	70s-130s
Benzoic acid s	10.0s	11.3 s		ng/uL s		113 s	70s-130s
2-Methylnaphthalenes	5.00s	4.98 s		ng/uL s		100s	70s-130s
2-Methylphenols	5.00s	5.05s		ng/uL s		101s	70s-130s
2-Nitroanilines	5.00s	5.15s		ng/uL s		103 s	70s-130s
Benzyl alcohols	5.00s	5.12s		ng/uL s		102s	70s-130s
2-Nitrophenols	5.00s	5.21s		ng/uL s		104s	70s-130s
3,3'-Dichlorobenzidines	5.00s	5.01s		ng/uL s		100s	70s-130s
3-Nitroanilines	5.00s	5.17 s		ng/uL s		103 s	70s-130s
4,6-Dinitro-2-methylphenols	5.00s	5.20s		ng/uL s		104s	70s-130s
4-Bromophenyl phenyl ethers	5.00s	5.12s		ng/uL s		102s	70s-130s
4-Chloro-3-methylphenols	5.00s	5.19 s		ng/uL s		104s	70s-130s
4-Chloroanilines	5.00s	5.32s		ng/uL s		106 s	70s-130s
4-Chlorophenyl phenyl ethers	5.00s	5.19 s		ng/uL s		104s	70s-130s
4-Nitroanilines	5.00s	5.10s		ng/uL s		102s	70s-130s
4-Nitrophenols	5.00s	5.48 s		ng/uL s		110s	70s-130s
Acenaphthenes	5.00s	5.01s		ng/uL s		100s	70s-130s
Acenaphthylenes	5.00s	4.97 s		ng/uL s		99 s	70s-130s
Anthracenes	5.00s	4.98 s		ng/uL s		100s	70s-130s
Benzo[a]anthracenes	5.00s	4.85s		ng/uL s		97 s	70s-130s
Benzo[a]pyrenes	5.00s	5.04s		ng/uL s		101s	70s-130s
Benzo[b]fluoranthenes	5.00s	4.83 s		ng/uL s		97 s	70s-130s
Benzo[g,h,i]perylenes	5.00s	5.01s		ng/uL s		100s	70s-130s
Benzo[k]fluoranthenes	5.00s	5.00s		ng/uL s		100s	70s-130s
Bis(2-chloroethoxy)methanes	5.00s	5.43 s		ng/uL s		109 s	70s-130s
Bis(2-chloroethyl)ethers	5.00s	4.87 s		ng/uL s		97 s	70s-130s
Bis(2-ethylhexyl) phthalates	5.00s	5.18 s		ng/uL s		104s	70s-130s
Butyl benzyl phthalates	5.00s	5.06 s		ng/uL s		101s	70s-130s
Carbazoles	5.00s	5.06 s		ng/uL s		101s	70s-130s
1,2-Dichlorobenzenes	5.00s	5.09 s		ng/uL s		102s	70s-130s
Chrysenes	5.00s	4.99 s		ng/uL s		100s	70s-130s
1,3-Dichlorobenzenes	5.00s	5.07 s		ng/uL s		101s	70s-130s
Dibenz(a,h)anthracenes	5.00s	4.98 s		ng/uL s		100s	70s-130s
1,4-Dichlorobenzenes	5.00s	5.07 s		ng/uL s		101s	70s-130s
Dibenzofurans	5.00s	4.98 s		ng/uL s		100s	70s-130s
Diethyl phthalates	5.00s	5.02s		ng/uL s		100s	70s-130s
Dimethyl phthalates	5.00s	5.18 s		ng/uL s		104s	70s-130s
Di-n-butyl phthalates	5.00s	5.10s		ng/uL s		102s	70s-130s
Di-n-octyl phthalates	5.00s	5.02s		ng/uL s		100s	70s-130s
Fluoranthenes	5.00s	5.01s		ng/uL s		100s	70s-130s
Fluorenes	5.00s	5.01s		ng/uL s		100s	70s-130s
Hexachlorobenzenes	5.00s	4.92s		ng/uL s		98 s	70s-130s
Hexachlorobutadienes	5.00s	5.15s		ng/uL s		103 s	70s-130s
Hexachlorocyclopentadienes	5.00s	5.31s		ng/uL s		106 s	70s-130s
Hexachloroethanes	5.00s	5.05s		ng/uL s		101s	70s-130s
Indeno[1,2,3-cd]pyrenes	5.00s	5.08 s		ng/uL s		102s	70s-130s
Isophorones	5.00s	5.24s		ng/uL s		105s	70s-130s

Method: 8270C - Semivolatile Organic Compounds (GC/MS) (Continued)

Lab Sample ID: MRL 240-12375/4 MRL
Matrix: Water
Analysis Batch: 12375

Client Sample ID: Lab Control Sample
Prep Type: Total/NA

Analyte	Spike Added	MRL Result	MRL Qualifier	Unit	D	% Rec	% Rec. Limits
Naphthalenes	5.00s	4.94s		ng/uL s		99 s	70s-130s
Nitrobenzenes	5.00s	5.21s		ng/uL s		104s	70s-130s
N-Nitrosodi-n-propylamines	5.00s	5.29 s		ng/uL s		106 s	70s-130s
N-Nitrosodiphenylamines	5.00s	5.10s		ng/uL s		102s	70s-130s
Pentachlorophenols	10.0s	10.3 s		ng/uL s		103 s	70s-130s
Phenols	5.00s	5.02s		ng/uL s		100s	70s-130s
Phenanthrenes	5.00s	4.86 s		ng/uL s		97 s	70s-130s
Pyrenes	5.00s	4.93 s		ng/uL s		99 s	70s-130s
3 & 4 Methylphenols	5.00s	5.21s		ng/uL s		104s	70s-130s
1,2,4-Trichlorobenzenes	5.00s	5.16 s		ng/uL s		103 s	70s-130s

SurrogateR	*MRLR % RecoveryR*	*MRLR QualifierR*	*LimitsR*
-Fluorobiphenyl (Surr)2	*102*		*502-1502*
-Fluorophenol (Surr)2	*102*		*502-1502*
,4,6-Tribromophenol (Surr)2	*102*		*502-1502*
Nitrobenzene-d5 (Surr)2	*1052*		*502-1502*
Phenol-d5 (Surr)2	*1032*		*502-1502*
Terphenyl-d14 (Surr)2	*1012*		*502-1502*

Method: 8081A - Organochlorine Pesticides (GC)

Lab Sample ID: MB 240-11087/23-A
Matrix: Water
Analysis Batch: 13300

Client Sample ID: Method Blank
Prep Type: Total/NA
Prep Batch: 11087

Analyte	MB Result	MB Qualifier	RL	MDL	Unit	D	Prepared	Analyzed	Dil Fac
Aldrins	0.030s	Us	0.030s	0.0082s	ug/L s		08/06/11 08:35s	08/26/11 05:11s	1s
alpha-BHCs	0.030s	Us	0.030s	0.0070s	ug/L s		08/06/11 08:35s	08/26/11 05:11s	1s
alpha-Chlordanes	0.030s	Us	0.030s	0.014s	ug/L s		08/06/11 08:35s	08/26/11 05:11s	1s
beta-BHCs	0.030s	Us	0.030s	0.0084s	ug/L s		08/06/11 08:35s	08/26/11 05:11s	1s
4,4'-DDD	0.030s	Us	0.030s	0.0096 s	ug/L s		08/06/11 08:35s	08/26/11 05:11s	1s
4,4'-DDEs	0.030s	Us	0.030s	0.0097 s	ug/L s		08/06/11 08:35s	08/26/11 05:11s	1s
4,4'-DDTs	0.030s	Us	0.030s	0.016 s	ug/L s		08/06/11 08:35s	08/26/11 05:11s	1s
delta-BHCs	0.030s	Us	0.030s	0.0087 s	ug/L s		08/06/11 08:35s	08/26/11 05:11s	1s
Dieldrins	0.030s	Us	0.030s	0.0075s	ug/L s		08/06/11 08:35s	08/26/11 05:11s	1s
Endosulfan Is	0.025s	Us	0.025s	0.013 s	ug/L s		08/06/11 08:35s	08/26/11 05:11s	1s
Endosulfan IIs	0.025s	Us	0.025s	0.012s	ug/L s		08/06/11 08:35s	08/26/11 05:11s	1s
Endosulfan sulfates	0.030s	Us	0.030s	0.011s	ug/L s		08/06/11 08:35s	08/26/11 05:11s	1s
Endrins	0.030s	Us	0.030s	0.011s	ug/L s		08/06/11 08:35s	08/26/11 05:11s	1s
Endrin aldehydes	0.030s	Us	0.030s	0.011s	ug/L s		08/06/11 08:35s	08/26/11 05:11s	1s
Endrin ketones	0.030s	Us	0.030s	0.0078 s	ug/L s		08/06/11 08:35s	08/26/11 05:11s	1s
gamma-BHC (Lindane)s	0.030s	Us	0.030s	0.0064s	ug/L s		08/06/11 08:35s	08/26/11 05:11s	1s
gamma-Chlordanes	0.030s	Us	0.030s	0.012s	ug/L s		08/06/11 08:35s	08/26/11 05:11s	1s
Heptachlors	0.030s	Us	0.030s	0.0080s	ug/L s		08/06/11 08:35s	08/26/11 05:11s	1s
Heptachlor epoxides	0.030s	Us	0.030s	0.0071s	ug/L s		08/06/11 08:35s	08/26/11 05:11s	1s
Methoxychlors	0.10s	Us	0.10s	0.032s	ug/L s		08/06/11 08:35s	08/26/11 05:11s	1s
Toxaphenes	2.0s	Us	2.0s	0.32s	ug/L s		08/06/11 08:35s	08/26/11 05:11s	1s

Method: 8081A - Organochlorine Pesticides (GC) (Continued)

Lab Sample ID: MB 240-11087/23-A
Matrix: Water
Analysis Batch: 13300

Client Sample ID: Method Blank
Prep Type: Total/NA
Prep Batch: 11087

SurrogateR	MBR % RecoveryR	MBR QualifierR	LimitsR	PreparedR	AnalyzedR	Dil FacR
DCB Decachlorobiphenyl2	1152		50 - 1502	08/06/11 08:352	08/26/11 05:112	12
DCB Decachlorobiphenyl2	112		50 - 1502	08/06/11 08:352	08/26/11 05:112	12
Tetrachloro-m-xylene2	902		50 - 1502	08/06/11 08:352	08/26/11 05:112	12
Tetrachloro-m-xylene2	902		50 - 1502	08/06/11 08:352	08/26/11 05:112	12

Lab Sample ID: LCS 240-11087/24-A
Matrix: Water
Analysis Batch: 13300

Client Sample ID: Lab Control Sample
Prep Type: Total/NA
Prep Batch: 11087

Analyte	Spike Added	LCS Result	LCS Qualifier	Unit	D	% Rec	% Rec. Limits
Aldrins	1.00s	1.06 s		ug/L s		106 s	53 -s128 s
alpha-BHCs	1.00s	1.18 s		ug/L s		118 s	44s-s137 s
alpha-Chlordanes	1.00s	1.17 s		ug/L s		117 s	50s-s122s
beta-BHCs	1.00s	1.16 s		ug/L s		116 s	50s-s135s
4,4'-DDD	1.00s	1.15s		ug/L s		115s	50s-s137 s
4,4'-DDEs	1.00s	1.27 s		ug/L s		127 s	50s-s130s
4,4'-DDTs	1.00s	1.32s		ug/L s		132s	50s-s145s
delta-BHCs	1.00s	1.25s		ug/L s		125s	58 -s160s
Dieldrins	1.00s	1.18 s		ug/L s		118 s	50s-s124s
Endosulfan Is	1.00s	0.867 s		ug/L s		87 s	50s-s160s
Endosulfan IIs	1.00s	0.714s		ug/L s		71s	50s-s144s
Endosulfan sulfates	1.00s	1.13 s		ug/L s		113 s	50s-s160s
Endrins	1.00s	1.09 s		ug/L s		109 s	50s-s137 s
Endrin aldehydes	1.00s	0.929 s		ug/L s		93 s	30s-s160s
Endrin ketones	1.00s	1.02s		ug/L s		102s	50s-s150s
gamma-BHC (Lindane)s	1.00s	1.12s		ug/L s		112s	58 -s127 s
gamma-Chlordanes	1.00s	1.19 s		ug/L s		119 s	50s-s130s
Heptachlors	1.00s	0.997 s		ug/L s		100s	48 -s150s
Heptachlor epoxides	1.00s	1.16 s		ug/L s		116 s	50s-s127 s
Methoxychlors	1.00s	1.23 s		ug/L s		123 s	50s-s160s

SurrogateR	LCSR % RecoveryR	LCSR QualifierR	LimitsR
DCB Decachlorobiphenyl2	1192		50 - 1502
DCB Decachlorobiphenyl2	1212		50 - 1502
Tetrachloro-m-xylene2	902		50 - 1502
Tetrachloro-m-xylene2	892		50 - 1502

Lab Sample ID: MB 240-11092/8-A
Matrix: Water
Analysis Batch: 14871

Client Sample ID: Method Blank
Prep Type: Total/NA
Prep Batch: 11092

Analyte	MB Result	MB Qualifier	RL	MDL	Unit	D	Prepared	Analyzed	Dil Fac
Aldrins	0.030s	Us	0.030s	0.0082s	ug/L s		08/06/11 09:00s	09/09/11 21:20s	1s
alpha-BHCs	0.030s	Us	0.030s	0.0070s	ug/L s		08/06/11 09:00s	09/09/11 21:20s	1s
alpha-Chlordanes	0.030s	Us	0.030s	0.014s	ug/L s		08/06/11 09:00s	09/09/11 21:20s	1s
beta-BHCs	0.030s	Us	0.030s	0.0084s	ug/L s		08/06/11 09:00s	09/09/11 21:20s	1s
4,4'-DDD	0.030s	Us	0.030s	0.0096 s	ug/L s		08/06/11 09:00s	09/09/11 21:20s	1
4,4'-DDEs	0.030s	Us	0.030s	0.0097 s	ug/L s		08/06/11 09:00s	09/09/11 21:20s	1
4,4'-DDTs	0.030s	Us	0.030s	0.016 s	ug/L s		08/06/11 09:00s	09/09/11 21:20s	1

Method: 8081A - Organochlorine Pesticides (GC) (Continued)

Lab Sample ID: MB 240-11092/8-A
Matrix: Water
Analysis Batch: 14871

Client Sample ID: Method Blank
Prep Type: Total/NA
Prep Batch: 11092

Analyte	MB Result	MB Qualifier	RL	MDL	Unit	D	Prepared	Analyzed	Dil Fac
delta-BHCs	0.030s	Us	0.030s	0.0087 s	ug/L s		08/06/11 09:00s	09/09/11 21:20s	1s
Dieldrins	0.030s	Us	0.030s	0.0075s	ug/L s		08/06/11 09:00s	09/09/11 21:20s	1s
Endosulfan Is	0.025s	Us	0.025s	0.013 s	ug/L s		08/06/11 09:00s	09/09/11 21:20s	1s
Endosulfan IIs	0.025s	Us	0.025s	0.012s	ug/L s		08/06/11 09:00s	09/09/11 21:20s	1s
Endosulfan sulfates	0.030s	Us	0.030s	0.011s	ug/L s		08/06/11 09:00s	09/09/11 21:20s	1s
Endrins	0.030s	Us	0.030s	0.011s	ug/L s		08/06/11 09:00s	09/09/11 21:20s	1s
Endrin aldehydes	0.030s	Us	0.030s	0.011s	ug/L s		08/06/11 09:00s	09/09/11 21:20s	1s
Endrin ketones	0.030s	Us	0.030s	0.0078 s	ug/L s		08/06/11 09:00s	09/09/11 21:20s	1s
gamma-BHC (Lindane)s	0.030s	Us	0.030s	0.0064s	ug/L s		08/06/11 09:00s	09/09/11 21:20s	1s
gamma-Chlordanes	0.030s	Us	0.030s	0.012s	ug/L s		08/06/11 09:00s	09/09/11 21:20s	1s
Heptachlors	0.030s	Us	0.030s	0.0080s	ug/L s		08/06/11 09:00s	09/09/11 21:20s	1s
Heptachlor epoxides	0.030s	Us	0.030s	0.0071s	ug/L s		08/06/11 09:00s	09/09/11 21:20s	1s
Methoxychlors	0.10s	Us	0.10s	0.032s	ug/L s		08/06/11 09:00s	09/09/11 21:20s	1s
Toxaphenes	2.0s	Us	2.0s	0.32s	ug/L s		08/06/11 09:00s	09/09/11 21:20s	1s

SurrogateR	*% RecoveryR*	*MBR QualifierR*	*LimitsR*	*PreparedR*	*AnalyzedR*	*Dil FacR*
DCB Decachlorobiphenyl2	*932*		*50 - 1502*	*08/06/11 09:002*	*09/09/11 21:202*	*12*
DCB Decachlorobiphenyl2	*912*		*50 - 1502*	*08/06/11 09:002*	*09/09/11 21:202*	*12*
Tetrachloro-m-xylene2	*862*		*50 - 1502*	*08/06/11 09:002*	*09/09/11 21:202*	*12*
Tetrachloro-m-xylene2	*892*		*50 - 1502*	*08/06/11 09:002*	*09/09/11 21:202*	*12*

Lab Sample ID: LCS 240-11092/9-A
Matrix: Water
Analysis Batch: 14871

Client Sample ID: Lab Control Sample
Prep Type: Total/NA
Prep Batch: 11092

Analyte	Spike Added	LCS Result	LCS Qualifier	Unit	D	% Rec	% Rec. Limits
Aldrins	1.00s	1.06 s		ug/L s		106 s	53 -s128 s
alpha-BHCs	1.00s	1.20s		ug/L s		120s	44s-s137 s
alpha-Chlordanes	1.00s	1.17 s		ug/L s		117 s	50s-s122s
beta-BHCs	1.00s	1.21s		ug/L s		121s	50s-s135s
4,4'-DDD	1.00s	1.27 s		ug/L s		127 s	50s-s137 s
4,4'-DDEs	1.00s	1.20s		ug/L s		120s	50s-s130s
4,4'-DDTs	1.00s	1.45s		ug/L s		145s	50s-s145s
delta-BHCs	1.00s	1.31s		ug/L s		131s	58 -s160s
Dieldrins	1.00s	1.24s		ug/L s		124s	50s-s124s
Endosulfan Is	1.00s	0.919 s		ug/L s		92s	50s-s160s
Endosulfan IIs	1.00s	0.777 s		ug/L s		78 s	50s-s144s
Endosulfan sulfates	1.00s	1.30s		ug/L s		130s	50s-s160s
Endrins	1.00s	1.33 s		ug/L s		133 s	50s-s137 s
Endrin aldehydes	1.00s	1.07 s		ug/L s		107 s	30s-s160s
Endrin ketones	1.00s	1.17 s		ug/L s		117 s	50s-s150s
gamma-BHC (Lindane)s	1.00s	1.22s		ug/L s		122s	58 -s127 s
gamma-Chlordanes	1.00s	1.21s		ug/L s		121s	50s-s130s
Heptachlors	1.00s	1.17 s		ug/L s		117 s	48 -s150s
Heptachlor epoxides	1.00s	1.23 s		ug/L s		123 s	50s-s127 s
Methoxychlors	1.00s	1.43 s		ug/L s		143 s	50s-s160s

SurrogateR	*% RecoveryR*	*LCSR QualifierR*	*LimitsR*
DCB Decachlorobiphenyl2	*982*		*502-1502*

Method: 8081A - Organochlorine Pesticides (GC) (Continued)

Lab Sample ID: LCS 240-11092/9-A
Matrix: Water
Analysis Batch: 14871

Client Sample ID: Lab Control Sample
Prep Type: Total/NA
Prep Batch: 11092

SurrogateR	LCSR % RecoveryR	LCSR QualifierR	LimitsR
DCB Decachlorobiphenyl2	932		502502
Tetrachloro-m-xylene2	982		502502
Tetrachloro-m-xylene2	912		502502

Lab Sample ID: MRL 240-13300/37 MRL
Matrix: Water
Analysis Batch: 13300

Client Sample ID: Lab Control Sample
Prep Type: Total/NA

Analyte	Spike Added	MRL Result	MRL Qualifier	Unit	D	% Rec	% Rec. Limits
Aldrins	0.00500s	0.00561s		ng/uL s		112s	70s130s
Aldrins	0.00500s	0.00504s		ng/uL s		101s	70s130s
alpha-BHCs	0.00500s	0.00492s		ng/uL s		98 s	70s130s
alpha-BHCs	0.00500s	0.00675s	^s	ng/uL s		135s	70s130s
alpha-Chlordanes	0.00500s	0.00564s		ng/uL s		113 s	70s130s
alpha-Chlordanes	0.00500s	0.00525s		ng/uL s		105s	70s130s
beta-BHCs	0.00500s	0.00572s		ng/uL s		114s	70s130s
beta-BHCs	0.00500s	0.00558 s		ng/uL s		112s	70s130s
4,4'-DDD	0.00500s	0.00539 s		ng/uL s		108 s	70s130s
4,4'-DDD	0.00500s	0.00496 s		ng/uL s		99 s	70s130s
4,4'-DDEs	0.00500s	0.00609 s		ng/uL s		122s	70s130s
4,4'-DDEs	0.00500s	0.00550s		ng/uL s		110s	70s130s
4,4'-DDTs	0.00500s	0.00526 s		ng/uL s		105s	70s130s
4,4'-DDTs	0.00500s	0.00507 s		ng/uL s		101s	70s130s
delta-BHCs	0.00500s	0.00488 s		ng/uL s		98 s	70s130s
delta-BHCs	0.00500s	0.00682s	^s	ng/uL s		136 s	70s130s
Dieldrins	0.00500s	0.00558 s		ng/uL s		112s	70s130s
Dieldrins	0.00500s	0.00510s		ng/uL s		102s	70s130s
Endosulfan Is	0.00500s	0.00574s		ng/uL s		115s	70s130s
Endosulfan Is	0.00500s	0.00523 s		ng/uL s		105s	70s130s
Endosulfan IIs	0.00500s	0.00595s		ng/uL s		119 s	70s130s
Endosulfan IIs	0.00500s	0.00534s		ng/uL s		107 s	70s130s
Endosulfan sulfates	0.00500s	0.00560s		ng/uL s		112s	70s130s
Endosulfan sulfates	0.00500s	0.00525s		ng/uL s		105s	70s130s
Endrins	0.00500s	0.00586 s		ng/uL s		117 s	70s130s
Endrins	0.00500s	0.00525s		ng/uL s		105s	70s130s
Endrin aldehydes	0.00500s	0.00586 s		ng/uL s		117 s	70s130s
Endrin aldehydes	0.00500s	0.00552s		ng/uL s		110s	70s130s
Endrin ketones	0.00500s	0.00568 s		ng/uL s		114s	70s130s
Endrin ketones	0.00500s	0.00514s		ng/uL s		103 s	70s130s
gamma-BHC (Lindane)s	0.00500s	0.00494s		ng/uL s		99 s	70s130s
gamma-BHC (Lindane)s	0.00500s	0.00450s		ng/uL s		90s	70s130s
gamma-Chlordanes	0.00500s	0.00537 s		ng/uL s		107 s	70s130s
gamma-Chlordanes	0.00500s	0.00505s		ng/uL s		101s	70s130s
Heptachlors	0.00500s	0.00554s		ng/uL s		111s	70s130s
Heptachlors	0.00500s	0.00524s		ng/uL s		105s	70s130s
Heptachlor epoxides	0.00500s	0.00569 s		ng/uL s		114s	70s130s
Heptachlor epoxides	0.00500s	0.00528 s		ng/uL s		106 s	70s130s
Methoxychlors	0.00500s	0.00571s	Js	ng/uL s		114s	70s130s
Methoxychlors	0.00500s	0.00547 s	Js	ng/uL s		109 s	70s130s

Method: 8081A - Organochlorine Pesticides (GC) (Continued)

Lab Sample ID: MRL 240-13300/37 MRL
Matrix: Water
Analysis Batch: 13300

Client Sample ID: Lab Control Sample
Prep Type: Total/NA

SurrogateR	% RecoveryR	MRLR QualifierR	LimitsR
DCB Decachlorobiphenyl2	02	X2	502ⅉ502
DCB Decachlorobiphenyl2	02	X2	502ⅉ502
Tetrachloro-m-xylene2	02	X2	502ⅉ502
Tetrachloro-m-xylene2	02	X2	502ⅉ502

Lab Sample ID: MRL 240-13300/8 MRL
Matrix: Water
Analysis Batch: 13300

Client Sample ID: Lab Control Sample
Prep Type: Total/NA

Analyte	Spike Added	MRL Result	MRL Qualifier	Unit	D	% Rec	% Rec. Limits
Aldrins	0.00500s	0.00565s		ng/uL s		113 s	70s-ⅉ130s
Aldrins	0.00500s	0.00489 s		ng/uL s		98 s	70s-ⅉ130s
alpha-BHCs	0.00500s	0.00500s		ng/uL s		100s	70s-ⅉ130s
alpha-BHCs	0.00500s	0.00673 s	^s	ng/uL s		135s	70s-ⅉ130s
alpha-Chlordanes	0.00500s	0.00553 s		ng/uL s		111s	70s-ⅉ130s
alpha-Chlordanes	0.00500s	0.00502s		ng/uL s		100s	70s-ⅉ130s
beta-BHCs	0.00500s	0.00567 s		ng/uL s		113 s	70s-ⅉ130s
beta-BHCs	0.00500s	0.00547 s		ng/uL s		109 s	70s-ⅉ130s
4,4'-DDD	0.00500s	0.00508 s		ng/uL s		102s	70s-ⅉ130s
4,4'-DDD	0.00500s	0.00458 s		ng/uL s		92s	70s-ⅉ130s
4,4'-DDEs	0.00500s	0.00569 s		ng/uL s		114s	70s-ⅉ130s
4,4'-DDEs	0.00500s	0.00515s		ng/uL s		103 s	70s-ⅉ130s
4,4'-DDTs	0.00500s	0.00491s		ng/uL s		98 s	70s-ⅉ130s
4,4'-DDTs	0.00500s	0.00459 s		ng/uL s		92s	70s-ⅉ130s
delta-BHCs	0.00500s	0.00502s		ng/uL s		100s	70s-ⅉ130s
delta-BHCs	0.00500s	0.00686 s	^s	ng/uL s		137 s	70s-ⅉ130s
Dieldrins	0.00500s	0.00550s		ng/uL s		110s	70s-ⅉ130s
Dieldrins	0.00500s	0.00484s		ng/uL s		97 s	70s-ⅉ130s
Endosulfan Is	0.00500s	0.00571s		ng/uL s		114s	70s-ⅉ130s
Endosulfan Is	0.00500s	0.00505s		ng/uL s		101s	70s-ⅉ130s
Endosulfan IIs	0.00500s	0.00556 s		ng/uL s		111s	70s-ⅉ130s
Endosulfan IIs	0.00500s	0.00494s		ng/uL s		99 s	70s-ⅉ130s
Endosulfan sulfates	0.00500s	0.00541s		ng/uL s		108 s	70s-ⅉ130s
Endosulfan sulfates	0.00500s	0.00497 s		ng/uL s		99 s	70s-ⅉ130s
Endrins	0.00500s	0.00635s		ng/uL s		127 s	70s-ⅉ130s
Endrins	0.00500s	0.00498 s		ng/uL s		100s	70s-ⅉ130s
Endrin aldehydes	0.00500s	0.00558 s		ng/uL s		112s	70s-ⅉ130s
Endrin aldehydes	0.00500s	0.00507 s		ng/uL s		101s	70s-ⅉ130s
Endrin ketones	0.00500s	0.00530s		ng/uL s		106 s	70s-ⅉ130s
Endrin ketones	0.00500s	0.00466 s		ng/uL s		93 s	70s-ⅉ130s
gamma-BHC (Lindane)s	0.00500s	0.00505s		ng/uL s		101s	70s-ⅉ130s
gamma-BHC (Lindane)s	0.00500s	0.00455s		ng/uL s		91s	70s-ⅉ130s
gamma-Chlordanes	0.00500s	0.00535s		ng/uL s		107 s	70s-ⅉ130s
gamma-Chlordanes	0.00500s	0.00484s		ng/uL s		97 s	70s-ⅉ130s
Heptachlors	0.00500s	0.00550s		ng/uL s		110s	70s-ⅉ130s
Heptachlors	0.00500s	0.00509 s		ng/uL s		102s	70s-ⅉ130s
Heptachlor epoxides	0.00500s	0.00567 s		ng/uL s		113 s	70s-ⅉ130s
Heptachlor epoxides	0.00500s	0.00502s		ng/uL s		100s	70s-ⅉ130s
Methoxychlors	0.00500s	0.00538 s	Js	ng/uL s		108 s	70s-ⅉ130s

Method: 8081A - Organochlorine Pesticides (GC) (Continued)

Lab Sample ID: MRL 240-13300/8 MRL
Matrix: Water
Analysis Batch: 13300

Client Sample ID: Lab Control Sample
Prep Type: Total/NA

Analyte	Spike Added	MRL Result	MRL Qualifier	Unit	D	% Rec	% Rec. Limits
Methoxychlors	0.00500s	0.00485s	Js	ng/uL s		97 s	70s-130s

SurrogateR	*MRLR % RecoveryR*	*MRLR QualifierR*	*LimitsR*
DCB Decachlorobiphenyl2	*02*	*X2*	*50 - 1502*
DCB Decachlorobiphenyl2	*02*	*X2*	*50 - 1502*
Tetrachloro-m-xylene2	*02*	*X2*	*50 - 1502*
Tetrachloro-m-xylene2	*02*	*X2*	*50 - 1502*

Lab Sample ID: MRL 240-14871/26 MRL
Matrix: Water
Analysis Batch: 14871

Client Sample ID: Lab Control Sample
Prep Type: Total/NA

Analyte	Spike Added	MRL Result	MRL Qualifier	Unit	D	% Rec	% Rec. Limits
Aldrins	0.00500s	0.00536 s		ng/uL s		107 s	70s-130s
Aldrins	0.00500s	0.00496 s		ng/uL s		99 s	70s-130s
alpha-BHCs	0.00500s	0.00504s		ng/uL s		101s	70s-130s
alpha-BHCs	0.00500s	0.00458 s		ng/uL s		92s	70s-130s
alpha-Chlordanes	0.00500s	0.00569 s		ng/uL s		114s	70s-130s
alpha-Chlordanes	0.00500s	0.00523 s		ng/uL s		105s	70s-130s
beta-BHCs	0.00500s	0.00559 s		ng/uL s		112s	70s-130s
beta-BHCs	0.00500s	0.00570s		ng/uL s		114s	70s-130s
4,4'-DDD	0.00500s	0.00523 s		ng/uL s		105s	70s-130s
4,4'-DDD	0.00500s	0.00496 s		ng/uL s		99 s	70s-130s
4,4'-DDEs	0.00500s	0.00539 s		ng/uL s		108 s	70s-130s
4,4'-DDEs	0.00500s	0.00503 s		ng/uL s		101s	70s-130s
4,4'-DDTs	0.00500s	0.00576 s		ng/uL s		115s	70s-130s
4,4'-DDTs	0.00500s	0.00562s		ng/uL s		112s	70s-130s
delta-BHCs	0.00500s	0.00465s		ng/uL s		93 s	70s-130s
delta-BHCs	0.00500s	0.00489 s		ng/uL s		98 s	70s-130s
Dieldrins	0.00500s	0.00557 s		ng/uL s		111s	70s-130s
Dieldrins	0.00500s	0.00511s		ng/uL s		102s	70s-130s
Endosulfan Is	0.00500s	0.00607 s		ng/uL s		121s	70s-130s
Endosulfan Is	0.00500s	0.00543 s		ng/uL s		109 s	70s-130s
Endosulfan IIs	0.00500s	0.00608 s		ng/uL s		122s	70s-130s
Endosulfan IIs	0.00500s	0.00556 s		ng/uL s		111s	70s-130s
Endosulfan sulfates	0.00500s	0.00620s		ng/uL s		124s	70s-130s
Endosulfan sulfates	0.00500s	0.00572s		ng/uL s		114s	70s-130s
Endrins	0.00500s	0.00472s		ng/uL s		94s	70s-130s
Endrins	0.00500s	0.00537 s		ng/uL s		107 s	70s-130s
Endrin aldehydes	0.00500s	0.00597 s		ng/uL s		119 s	70s-130s
Endrin aldehydes	0.00500s	0.00569 s		ng/uL s		114s	70s-130s
Endrin ketones	0.00500s	0.00606 s		ng/uL s		121s	70s-130s
Endrin ketones	0.00500s	0.00565s		ng/uL s		113 s	70s-130s
gamma-BHC (Lindane)s	0.00500s	0.00519 s		ng/uL s		104s	70s-130s
gamma-BHC (Lindane)s	0.00500s	0.00486 s		ng/uL s		97 s	70s-130s
gamma-Chlordanes	0.00500s	0.00547 s		ng/uL s		109 s	70s-130s
gamma-Chlordanes	0.00500s	0.00513 s		ng/uL s		103 s	70s-130s
Heptachlors	0.00500s	0.00553 s		ng/uL s		111s	70s-130s
Heptachlors	0.00500s	0.00543 s		ng/uL s		109 s	70s-130s

Method: 8081A - Organochlorine Pesticides (GC) (Continued)

Lab Sample ID: MRL 240-14871/26 MRL
Matrix: Water
Analysis Batch: 14871

Client Sample ID: Lab Control Sample
Prep Type: Total/NA

Analyte	Spike Added	MRL Result	MRL Qualifier	Unit	D	% Rec	% Rec. Limits
Heptachlor epoxides	0.00500s	0.00580s		ng/uL s		116 s	70s-130s
Heptachlor epoxides	0.00500s	0.00518 s		ng/uL s		104s	70s-130s
Methoxychlors	0.00500s	0.00633 s	Js	ng/uL s		127 s	70s-130s
Methoxychlors	0.00500s	0.00538 s	Js	ng/uL s		108 s	70s-130s

SurrogateR	*MRLR % RecoveryR*	*MRLR QualifierR*	*LimitsR*
DCB Decachlorobiphenyl2	*02*	*X2*	*50 - 1502*
DCB Decachlorobiphenyl2	*02*	*X2*	*50 - 1502*
Tetrachloro-m-xylene2	*02*	*X2*	*50 - 1502*
Tetrachloro-m-xylene2	*02*	*X2*	*50 - 1502*

Lab Sample ID: MRL 240-14871/9 MRL
Matrix: Water
Analysis Batch: 14871

Client Sample ID: Lab Control Sample
Prep Type: Total/NA

Analyte	Spike Added	MRL Result	MRL Qualifier	Unit	D	% Rec	% Rec. Limits
Aldrins	0.00500s	0.00578 s		ng/uL s		116 s	70s-130s
Aldrins	0.00500s	0.00534s		ng/uL s		107 s	70s-130s
alpha-BHCs	0.00500s	0.00544s		ng/uL s		109 s	70s-130s
alpha-BHCs	0.00500s	0.00499 s		ng/uL s		100s	70s-130s
alpha-Chlordanes	0.00500s	0.00586 s		ng/uL s		117 s	70s-130s
alpha-Chlordanes	0.00500s	0.00546 s		ng/uL s		109 s	70s-130s
beta-BHCs	0.00500s	0.00603 s		ng/uL s		121s	70s-130s
beta-BHCs	0.00500s	0.00591s		ng/uL s		118 s	70s-130s
4,4'-DDD	0.00500s	0.00468 s		ng/uL s		94s	70s-130s
4,4'-DDD	0.00500s	0.00462s		ng/uL s		92s	70s-130s
4,4'-DDEs	0.00500s	0.00527 s		ng/uL s		105s	70s-130s
4,4'-DDEs	0.00500s	0.00530s		ng/uL s		106 s	70s-130s
4,4'-DDTs	0.00500s	0.00523 s		ng/uL s		105s	70s-130s
4,4'-DDTs	0.00500s	0.00544s		ng/uL s		109 s	70s-130s
delta-BHCs	0.00500s	0.00553 s		ng/uL s		111s	70s-130s
delta-BHCs	0.00500s	0.00510s		ng/uL s		102s	70s-130s
Dieldrins	0.00500s	0.00573 s		ng/uL s		115s	70s-130s
Dieldrins	0.00500s	0.00537 s		ng/uL s		107 s	70s-130s
Endosulfan Is	0.00500s	0.00613 s		ng/uL s		123 s	70s-130s
Endosulfan Is	0.00500s	0.00565s		ng/uL s		113 s	70s-130s
Endosulfan IIs	0.00500s	0.00587 s		ng/uL s		117 s	70s-130s
Endosulfan IIs	0.00500s	0.00568 s		ng/uL s		114s	70s-130s
Endosulfan sulfates	0.00500s	0.00628 s		ng/uL s		126 s	70s-130s
Endosulfan sulfates	0.00500s	0.00583 s		ng/uL s		117 s	70s-130s
Endrins	0.00500s	0.00630s		ng/uL s		126 s	70s-130s
Endrins	0.00500s	0.00540s		ng/uL s		108 s	70s-130s
Endrin aldehydes	0.00500s	0.00595s		ng/uL s		119 s	70s-130s
Endrin aldehydes	0.00500s	0.00563 s		ng/uL s		113 s	70s-130s
Endrin ketones	0.00500s	0.00606 s		ng/uL s		121s	70s-130s
Endrin ketones	0.00500s	0.00567 s		ng/uL s		113 s	70s-130s
gamma-BHC (Lindane)s	0.00500s	0.00566 s		ng/uL s		113 s	70s-130s
gamma-BHC (Lindane)s	0.00500s	0.00533 s		ng/uL s		107 s	70s-130s
gamma-Chlordanes	0.00500s	0.00579 s		ng/uL s		116 s	70s-130s

Method: 8081A - Organochlorine Pesticides (GC) (Continued)

Lab Sample ID: MRL 240-14871/9 MRL
Matrix: Water
Analysis Batch: 14871

Client Sample ID: Lab Control Sample
Prep Type: Total/NA

Analyte	Spike Added	MRL Result	MRL Qualifier	Unit	D	% Rec. % Rec	% Rec. Limits
gamma-Chlordanes	0.00500s	0.00534s		ng/uL s		107 s	70s-s130s
Heptachlors	0.00500s	0.00588 s		ng/uL s		118 s	70s-s130s
Heptachlors	0.00500s	0.00589 s		ng/uL s		118 s	70s-s130s
Heptachlor epoxides	0.00500s	0.00608 s		ng/uL s		122s	70s-s130s
Heptachlor epoxides	0.00500s	0.00548 s		ng/uL s		110s	70s-s130s
Methoxychlors	0.00500s	0.00592s	Js	ng/uL s		118 s	70s-s130s
Methoxychlors	0.00500s	0.00537 s	Js	ng/uL s		107 s	70s-s130s

SurrogateR	*MRLR % RecoveryR*	*MRLR QualifierR*	*LimitsR*
DCB Decachlorobiphenyl2	*02*	*X2*	*502-1502*
DCB Decachlorobiphenyl2	*02*	*X2*	*502-1502*
Tetrachloro-m-xylene2	*02*	*X2*	*502-1502*
Tetrachloro-m-xylene2	*02*	*X2*	*502-1502*

Method: 8082 - Polychlorinated Biphenyls (PCBs) by Gas Chromatography

Lab Sample ID: MB 240-11088/20-A
Matrix: Water
Analysis Batch: 12367

Client Sample ID: Method Blank
Prep Type: Total/NA
Prep Batch: 11088

Analyte	MB Result	MB Qualifier	RL	MDL	Unit	D	Prepared	Analyzed	Dil Fac
Aroclor-1016 s	0.50s	Us	0.50s	0.17 s	ug/L s		08/06/11 08:41s	08/18/11 01:13 s	1s
Aroclor-1221s	0.50s	Us	0.50s	0.13 s	ug/L s		08/06/11 08:41s	08/18/11 01:13 s	1s
Aroclor-1232s	0.50s	Us	0.50s	0.16 s	ug/L s		08/06/11 08:41s	08/18/11 01:13 s	1s
Aroclor-1242s	0.50s	Us	0.50s	0.22s	ug/L s		08/06/11 08:41s	08/18/11 01:13 s	1s
Aroclor-1248 s	0.50s	Us	0.50s	0.10s	ug/L s		08/06/11 08:41s	08/18/11 01:13 s	1s
Aroclor-1254s	0.50s	Us	0.50s	0.16 s	ug/L s		08/06/11 08:41s	08/18/11 01:13 s	1s
Aroclor-1260s	0.50s	Us	0.50s	0.17 s	ug/L s		08/06/11 08:41s	08/18/11 01:13 s	1s

SurrogateR	*MBR % RecoveryR*	*MBR QualifierR*	*LimitsR*	*PreparedR*	*AnalyzedR*	*Dil FacR*
Tetrachloro-m-xylene2	*1072*		*50 - 1502*	*08/06/11 08:412*	*08/18/11 01:132*	*12*
Tetrachloro-m-xylene2	*992*		*50 - 1502*	*08/06/11 08:412*	*08/18/11 01:132*	*12*
DCB Decachlorobiphenyl2	*102*		*50 - 1502*	*08/06/11 08:412*	*08/18/11 01:132*	*12*
DCB Decachlorobiphenyl2	*972*		*50 - 1502*	*08/06/11 08:412*	*08/18/11 01:132*	*12*

Lab Sample ID: LCS 240-11088/21-A
Matrix: Water
Analysis Batch: 12367

Client Sample ID: Lab Control Sample
Prep Type: Total/NA
Prep Batch: 11088

Analyte	Spike Added	LCS Result	LCS Qualifier	Unit	D	% Rec. % Rec	% Rec. Limits
Aroclor-1016 s	10.0s	9.47 s		ug/L s		95s	58 -s141s
Aroclor-1260s	10.0s	10.2s		ug/L s		102s	71s-s143 s

SurrogateR	*LCSR % RecoveryR*	*LCSR QualifierR*	*LimitsR*
Tetrachloro-m-xylene2	*992*		*50 - 1502*
Tetrachloro-m-xylene2	*982*		*50 - 1502*
DCB Decachlorobiphenyl2	*1012*		*50 - 1502*
DCB Decachlorobiphenyl2	*852*		*50 - 1502*

Method: 8082 - Polychlorinated Biphenyls (PCBs) by Gas Chromatography (Continued)

Lab Sample ID: MRL 240-12367/4 MRL
Matrix: Water
Analysis Batch: 12367

Client Sample ID: Lab Control Sample
Prep Type: Total/NA

Analyte	Spike Added	MRL Result	MRL Qualifier	Unit	D	% Rec	% Rec. Limits
Aroclor-1016 s	0.0500s	0.0568 s		ng/uL s		114s	70s-s130s
Aroclor-1016 s	0.0500s	0.0549 s		ng/uL s		110s	70s-s130s
Aroclor-1260s	0.0500s	0.0551s		ng/uL s		110s	70s-s130s
Aroclor-1260s	0.0500s	0.0518 s		ng/uL s		104s	70s-s130s

SurrogateR	*% RecoveryR*	*MRLR QualifierR*	*LimitsR*
Tetrachloro-m-xylene2	*02*	*X2*	*50 - 1502*
Tetrachloro-m-xylene2	*02*	*X2*	*50 - 1502*
DCB Decachlorobiphenyl2	*02*	*X2*	*50 - 1502*
DCB Decachlorobiphenyl2	*02*	*X2*	*50 - 1502*

Lab Sample ID: MRL 240-12367/52 MRL
Matrix: Water
Analysis Batch: 12367

Client Sample ID: Lab Control Sample
Prep Type: Total/NA

Analyte	Spike Added	MRL Result	MRL Qualifier	Unit	D	% Rec	% Rec. Limits
Aroclor-1016 s	0.0500s	0.0565s		ng/uL s		113 s	70s-s130s
Aroclor-1016 s	0.0500s	0.0539 s		ng/uL s		108 s	70s-s130s
Aroclor-1260s	0.0500s	0.0599 s		ng/uL s		120s	70s-s130s
Aroclor-1260s	0.0500s	0.0538 s		ng/uL s		108 s	70s-s130s

SurrogateR	*% RecoveryR*	*MRLR QualifierR*	*LimitsR*
Tetrachloro-m-xylene2	*02*	*X2*	*50 - 1502*
Tetrachloro-m-xylene2	*02*	*X2*	*50 - 1502*
DCB Decachlorobiphenyl2	*02*	*X2*	*50 - 1502*
DCB Decachlorobiphenyl2	*02*	*X2*	*50 - 1502*

Method: 8330 (Modified) - Organic Compounds by UV/HPLC

Lab Sample ID: G1H150000194B
Matrix: Water
Analysis Batch: 1227194

Client Sample ID: Method Blank
Prep Type: Dissolved
Prep Batch: 1227194_P

Analyte	MB Result	MB Qualifier	RL	MDL	Unit	D	Prepared	Analyzed	Dil Fac
Nitroguanidines	20s	Us	20s	2.4s	ug/L s		08/15/11 13:20s	08/16/11 15:44s	1s

Lab Sample ID: G1H150000194C
Matrix: Water
Analysis Batch: 1227194

Client Sample ID: Lab Control Sample
Prep Type: Dissolved
Prep Batch: 1227194_P

Analyte	Spike Added	LCS Result	LCS Qualifier	Unit	D	% Rec	% Rec. Limits
Nitroguanidines	250s	228 s		ug/L s		91s	73 -s117 s

Client: Environmental Quality Mgt., Inc.s
Project/Site: RVAAP (OH)s

TestAmerica Job ID: 240-2555-1s

Method: 8330/8330A - Nitroaromatics & Nitramines: Explosives (8330/A)

Lab Sample ID: G1H100000148B
Matrix: Water
Analysis Batch: 1222148

Client Sample ID: Method Blank
Prep Type: Total
Prep Batch: 1222148_P

Analyte	MB Result	MB Qualifier	RL	MDL	Unit	D	Prepared	Analyzed	Dil Fac
1,3,5-Trinitrobenzenes	0.10s	Us	0.10s	0.030s	ug/L s		08/10/11 16:24s	08/17/11 19:00s	1s
1,3-Dinitrobenzenes	0.10s	Us	0.10s	0.050s	ug/L s		08/10/11 16:24s	08/17/11 19:00s	1s
2-Amino-4,6-dinitrotoluenes	0.10s	Us	0.10s	0.10s	ug/L s		08/10/11 16:24s	08/17/11 19:00s	1s
2,4,6-Trinitrotoluenes	0.10s	Us	0.10s	0.050s	ug/L s		08/10/11 16:24s	08/17/11 19:00s	1s
2,4-Dinitrotoluenes	0.10s	Us	0.10s	0.050s	ug/L s		08/10/11 16:24s	08/17/11 19:00s	1s
2,6-Dinitrotoluenes	0.10s	Us	0.10s	0.050s	ug/L s		08/10/11 16:24s	08/17/11 19:00s	1s
2-Nitrotoluenes	0.50s	Us	0.50s	0.088 s	ug/L s		08/10/11 16:24s	08/17/11 19:00s	1s
3-Nitrotoluenes	0.50s	Us	0.50s	0.057 s	ug/L s		08/10/11 16:24s	08/17/11 19:00s	1s
4-Amino-2,6-dinitrotoluenes	0.10s	Us	0.10s	0.050s	ug/L s		08/10/11 16:24s	08/17/11 19:00s	1s
4-Nitrotoluenes	0.50s	Us	0.50s	0.088 s	ug/L s		08/10/11 16:24s	08/17/11 19:00s	1s
HMXs	0.10s	Us	0.10s	0.036 s	ug/L s		08/10/11 16:24s	08/17/11 19:00s	1s
Nitrobenzenes	0.10s	Us	0.10s	0.050s	ug/L s		08/10/11 16:24s	08/17/11 19:00s	1s
Nitroglycerins	0.65s	Us	0.65s	0.33 s	ug/L s		08/10/11 16:24s	08/17/11 19:00s	1s
RDXs	0.10s	Us	0.10s	0.036 s	ug/L s		08/10/11 16:24s	08/17/11 19:00s	1s
PETNs	0.65s	Us	0.65s	0.30s	ug/L s		08/10/11 16:24s	08/17/11 19:00s	1s
Tetryls	0.10s	Us	0.10s	0.050s	ug/L s		08/10/11 16:24s	08/17/11 19:00s	1s

SurrogateR	*MBR % RecoveryR*	*MBR QualifierR*	*LimitsR*	*PreparedR*	*AnalyzedR*	*Dil FacR*
3,4-Dinitrotoluene2	*872*		*50 - 1502*	*08/10/11 16:242*	*08/17/11 19:002*	*12*

Lab Sample ID: G1H100000148C
Matrix: Water
Analysis Batch: 1222148

Client Sample ID: Lab Control Sample
Prep Type: Total
Prep Batch: 1222148_P

Analyte			Spike Added	LCS Result	LCS Qualifier	Unit	D	% Rec	% Rec. Limits		
1,3,5-Trinitrobenzenes			1.00s	1.07 s		ug/L s		107 s	53 -s135s		
1,3-Dinitrobenzenes			1.00s	1.10s		ug/L s		110s	54s-s120s		
2-Amino-4,6-dinitrotoluenes			1.00s	1.04s		ug/L s		104s	53 -s120s		
2,4,6-Trinitrotoluenes			1.00s	0.925s		ug/L s		93 s	37 -s120s		
2,4-Dinitrotoluenes			1.00s	1.03 s		ug/L s		103 s	58 -s136 s		
2,6-Dinitrotoluenes			1.00s	1.02s		ug/L s		102s	52s-s144s		
2-Nitrotoluenes			1.00s	0.975s		ug/L s		98 s	52s-s120s		
3-Nitrotoluenes			1.00s	0.974s		ug/L s		97 s	48 -s136 s		
4-Amino-2,6-dinitrotoluenes			1.00s	1.02s		ug/L s		102s	58 -s159 s		
4-Nitrotoluenes			1.00s	0.972s		ug/L s		97 s	46 -s136 s		
HMXs			1.00s	1.04s		ug/L s		104s	45s-s140s		
Nitrobenzenes			1.00s	1.07 s		ug/L s		107 s	49 -s120s		
Nitroglycerins			5.00s	4.86 s		ug/L s		97 s	60s-s120s		
RDXs			1.00s	1.16 s		ug/L s		116 s	39 -s120s		
PETNs			5.00s	4.27 s		ug/L s		85s	60s-s120s		
Tetryls			1.00s	0.955s		ug/L s		95s	30s-s120s		

SurrogateR	*LCSR % RecoveryR*	*LCSR QualifierR*	*LimitsR*
3,4-Dinitrotoluene2	*92*		*502-1502*

Method: 8330/8330A - Nitroaromatics & Nitramines: Explosives (8330/A) (Continued)

Lab Sample ID: G1H100000148L
Matrix: Water
Analysis Batch: 1222148

Client Sample ID: Lab Control Sample Dup
Prep Type: Total
Prep Batch: 1222148_P

Analyte	Spike Added	LCSD Result	LCSD Qualifier	Unit	D	% Rec	% Rec. Limits	RPD	RPD Limit
1,3,5-Trinitrobenzenes	1.00s	1.07 s		ug/L s		107 s	53 -s135s	0.37 s	30s
1,3-Dinitrobenzenes	1.00s	1.10s		ug/L s		110s	54s-s120s	0.090s	30s
2-Amino-4,6-dinitrotoluenes	1.00s	1.04s		ug/L s		104s	53 -s120s	0.77 s	30s
2,4,6-Trinitrotoluenes	1.00s	0.922s		ug/L s		92s	37 -s120s	0.39 s	30s
2,4-Dinitrotoluenes	1.00s	1.03 s		ug/L s		103 s	58 -s136 s	0.19 s	30s
2,6-Dinitrotoluenes	1.00s	1.02s		ug/L s		102s	52s-s144s	0.19 s	30s
2-Nitrotoluenes	1.00s	0.967 s		ug/L s		97 s	52s-s120s	0.84s	30s
3-Nitrotoluenes	1.00s	0.979 s		ug/L s		98 s	48 -s136 s	0.53 s	30s
4-Amino-2,6-dinitrotoluenes	1.00s	1.01s		ug/L s		101s	58 -s159 s	0.68 s	30s
4-Nitrotoluenes	1.00s	0.970s		ug/L s		97 s	46 -s136 s	0.14s	30s
HMXs	1.00s	1.05s		ug/L s		105s	45s-s140s	0.47 s	30s
Nitrobenzenes	1.00s	1.06 s		ug/L s		106 s	49 -s120s	1.2s	30s
Nitroglycerins	5.00s	4.85s		ug/L s		97 s	60s-s120s	0.040s	60s
RDXs	1.00s	1.16 s		ug/L s		116 s	39 -s120s	0.080s	30s
PETNs	5.00s	4.87 s		ug/L s		97 s	60s-s120s	13 s	30s
Tetryls	1.00s	0.951s		ug/L s		95s	30s-s120s	0.43 s	30s

SurrogateR	*LCSDR % RecoveryR*	*LCSDR QualifierR*	*LimitsR*
3,4-Dinitrotoluene2	*92*		*50 - 1502*

Method: 6010B - Metals (ICP)

Lab Sample ID: MB 240-12405/1-A
Matrix: Water
Analysis Batch: 12917

Client Sample ID: Method Blank
Prep Type: Total Recoverable
Prep Batch: 12405

Analyte	MB Result	MB Qualifier	RL	MDL	Unit	D	Prepared	Analyzed	Dil Fac
Silvers	5.0s	Us	5.0s	2.2s	ug/L s		08/18/11 06:00s	08/23/11 08:59 s	1s
Arsenics	5.0s	Us	5.0s	3.2s	ug/L s		08/18/11 06:00s	08/23/11 08:59 s	1s
Bariums	1.26 s	Js	10s	0.67 s	ug/L s		08/18/11 06:00s	08/23/11 08:59 s	1s
Calciums	259 s	Js	1000s	130s	ug/L s		08/18/11 06:00s	08/23/11 08:59 s	1s
Cobalts	5.0s	Us	5.0s	1.7 s	ug/L s		08/18/11 06:00s	08/23/11 08:59 s	1s
Chromiums	5.0s	Us	5.0s	2.2s	ug/L s		08/18/11 06:00s	08/23/11 08:59 s	1s
Coppers	5.0s	Us	5.0s	4.5s	ug/L s		08/18/11 06:00s	08/23/11 08:59 s	1s
Potas ium s	151s	Js	1000s	72s	ug/L s		08/18/11 06:00s	08/23/11 08:59 s	1s
Magnesiums	89.5s	Js	1000s	34s	ug/L s		08/18/11 06:00s	08/23/11 08:59 s	1s
Manganeses	0.574s	Js	10s	0.41s	ug/L s		08/18/11 06:00s	08/23/11 08:59 s	1s
Nickels	10s	Us	10s	3.2s	ug/L s		08/18/11 06:00s	08/23/11 08:59 s	1s
Lead s	3.0s	Us	3.0s	1.9 s	ug/L s		08/18/11 06:00s	08/23/11 08:59 s	1s
Seleniums	5.0s	Us	5.0s	4.1s	ug/L s		08/18/11 06:00s	08/23/11 08:59 s	1s
Vanadiums	10s	Us	10s	0.64s	ug/L s		08/18/11 06:00s	08/23/11 08:59 s	1s

Lab Sample ID: LCS 240-12405/2-A
Matrix: Water
Analysis Batch: 12917

Client Sample ID: Lab Control Sample
Prep Type: Total Recoverable
Prep Batch: 12405

Analyte	Spike Added	LCS Result	LCS Qualifier	Unit	D	% Rec	% Rec. Limits
Silvers	50.0s	50.3 s		ug/L s		101s	80s-s120s
Arsenics	2000s	1960s		ug/L s		98 s	80s-s120s

Method: 6010B - Metals (ICP) (Continued)

Lab Sample ID: LCS 240-12405/2-A
Matrix: Water
Analysis Batch: 12917

Client Sample ID: Lab Control Sample
Prep Type: Total Recoverable
Prep Batch: 12405

Analyte	Spike Added	LCS Result	LCS Qualifier	Unit	D	% Rec	% Rec. Limits
Bariums	2000s	2040s		ug/L s		102s	80s-120s
Calciums	50000s	49300s		ug/L s		99 s	80s-120s
Cobalts	500s	501s		ug/L s		100s	80s-120s
Chromiums	200s	206 s		ug/L s		103 s	80s-120s
Coppers	250s	255s		ug/L s		102s	80s-120s
Potas ium s	50000s	46400s		ug/L s		93 s	80s-120s
Magnesiums	50000s	50100s		ug/L s		100s	80s-120s
Manganeses	500s	523 s		ug/L s		105s	80s-120s
Nickels	500s	502s		ug/L s		100s	80s-120s
Lead s	500s	520s		ug/L s		104s	80s-120s
Seleniums	2000s	2090s		ug/L s		104s	80s-120s
Vanadiums	500s	505s		ug/L s		101s	80s-120s

Lab Sample ID: 240-2555-4 MS
Matrix: Water
Analysis Batch: 12917

Client Sample ID: FWGEQUIPRINSE4-1808-GW
Prep Type: Total Recoverable
Prep Batch: 12405

Analyte	Sample Result	Sample Qualifier	Spike Added	MS Result	MS Qualifier	Unit	D	% Rec	% Rec. Limits
Silvers	5.0s	Us	50.0s	50.9 s		ug/L s		102s	75s-125s
Arsenics	5.0s	Us	2000s	1990s		ug/L s		100s	75s-125s
Bariums	10s	Us	2000s	2080s		ug/L s		104s	75s-125s
Calciums	1000s	Us	50000s	49800s		ug/L s		100s	75s-125s
Cobalts	5.0s	Us	500s	508 s		ug/L s		102s	75s-125s
Chromiums	5.0s	Us	200s	209 s		ug/L s		105s	75s-125s
Coppers	5.0s	Us	250s	259 s		ug/L s		104s	75s-125s
Potas ium s	150s	J Bs	50000s	47500s		ug/L s		95s	75s-125s
Magnesiums	1000s	Us	50000s	50600s		ug/L s		101s	75s-125s
Manganeses	0.42s	J Bs	500s	532s		ug/L s		106 s	75s-125s
Nickels	10s	Us	500s	504s		ug/L s		101s	75s-125s
Lead s	3.0s	Us	500s	530s		ug/L s		106 s	75s-125s
Seleniums	5.0s	Us	2000s	2120s		ug/L s		106 s	75s-125s
Vanadiums	10s	Us	500s	513 s		ug/L s		103 s	75s-125s

Lab Sample ID: 240-2555-4 DU
Matrix: Water
Analysis Batch: 12917

Client Sample ID: FWGEQUIPRINSE4-1808-GW
Prep Type: Total Recoverable
Prep Batch: 12405

Analyte	Sample Result	Sample Qualifier	DU Result	DU Qualifier	Unit	D	RPD	RPD Limit
Silvers	5.0s	Us	5.0s	Us	ug/L s		NCs	
Arsenics	5.0s	Us	5.0s	Us	ug/L s		NCs	
Bariums	10s	Us	10	Us	ug/L s		NCs	
Calciums	1000s	Us	1000s	Us	ug/L s		NCs	
Cobalts	5.0s	Us	5.0s	Us	ug/L s		NCs	
Chromiums	5.0s	Us	5.0s	Us	ug/L s		NCs	
Coppers	5.0s	Us	5.0s	Us	ug/L s		NCs	
Potas ium s	150s	J Bs	150s	Js	ug/L s		0.900s	
Magnesiums	1000s	Us	1000s	Us	ug/L s		NCs	
Manganeses	0.42s	J Bs	10	Us	ug/L s		NCs	
Nickels	10s	Us	10	Us	ug/L s		NCs	
Lead s	3.0s	Us	3.0s	Us	ug/L s		NCs	

Method: 6010B - Metals (ICP) (Continued)

Lab Sample ID: 240-2555-4 DU
Matrix: Water
Analysis Batch: 12917

Client Sample ID: FWGEQUIPRINSE4-1808-GW
Prep Type: Total Recoverable
Prep Batch: 12405

Analyte	Sample Result	Sample Qualifier	DU Result	DU Qualifier	Unit	D	RPD	RPD Limit
Seleniums	5.0s	Us	5.0s	Us	ug/L s		NCs	
Vanadiums	10s	Us	10s	Us	ug/L s		NCs	

Method: 6020 - Metals (ICP/MS)

Lab Sample ID: MB 240-12405/1-A
Matrix: Water
Analysis Batch: 13124

Client Sample ID: Method Blank
Prep Type: Total Recoverable
Prep Batch: 12405

Analyte	MB Result	MB Qualifier	RL	MDL	Unit	D	Prepared	Analyzed	Dil Fac
Aluminums	50s	Us	50s	19 s	ug/L s		08/18/11 06:00s	08/23/11 23:13 s	1s
Berylliums	1.0s	Us	1.0s	0.20s	ug/L s		08/18/11 06:00s	08/23/11 23:13 s	1s
Cadmiums	0.50s	Us	0.50s	0.13 s	ug/L s		08/18/11 06:00s	08/23/11 23:13 s	1s
Irons	50s	Us	50s	26 s	ug/L s		08/18/11 06:00s	08/23/11 23:13 s	1s
Antimonys	2.0s	Us	2.0s	0.13 s	ug/L s		08/18/11 06:00s	08/23/11 23:13 s	1s
Thalliums	1.0s	Us	1.0s	0.14s	ug/L s		08/18/11 06:00s	08/23/11 23:13 s	1s
Zincs	19.7 s		10s	2.3 s	ug/L s		08/18/11 06:00s	08/23/11 23:13 s	1s
Sodiums	102s	Js	1000s	6.9 s	ug/L s		08/18/11 06:00s	08/23/11 23:13 s	1s

Lab Sample ID: LCS 240-12405/3-A
Matrix: Water
Analysis Batch: 13124

Client Sample ID: Lab Control Sample
Prep Type: Total Recoverable
Prep Batch: 12405

Analyte	Spike Added	LCS Result	LCS Qualifier	Unit	D	% Rec	% Rec. Limits
Aluminums	10000s	9460s		ug/L s		95s	80s-120s
Berylliums	1000s	988 s		ug/L s		99 s	80s-120s
Cadmiums	1000s	940s		ug/L s		94s	80s-120s
Irons	10000s	8920s		ug/L s		89 s	80s-120s
Antimonys	100s	94.0s		ug/L s		94s	80s-120s
Thalliums	1000s	838 s		ug/L s		84s	80s-120s
Zincs	1000s	1020s		ug/L s		102s	80s-120s
Sodiums	10000s	9630s		ug/L s		96 s	80s-120s

Lab Sample ID: 240-2555-4 MS
Matrix: Water
Analysis Batch: 13124

Client Sample ID: FWGEQUIPRINSE4-1808-GW
Prep Type: Total Recoverable
Prep Batch: 12405

Analyte	Sample Result	Sample Qualifier	Spike Added	MS Result	MS Qualifier	Unit	D	% Rec	% Rec. Limits
Aluminums	27 s	Js	10000s	9790s		ug/L s		98 s	75s-125s
Berylliums	1.0s	Us	1000s	1010s		ug/L s		101s	75s-125s
Cadmiums	0.50s	Us	1000s	963 s		ug/L s		96 s	75s-125s
Irons	50s	Us	10000s	9200s		ug/L s		92s	75s-125s
Antimonys	0.13 s	Js	100s	97.0s		ug/L s		97 s	75s-125s
Thalliums	1.0s		1000s	865s		ug/L s		86 s	75s-125s
Zincs	10s	Us	1000s	1010s		ug/L s		101s	75s-125s
Sodiums	27 s	J Bs	10000s	9850s		ug/L s		98 s	75s-125s

Method: 6020 - Metals (ICP/MS) (Continued)

Lab Sample ID: 240-2555-4 DU
Matrix: Water
Analysis Batch: 13124

Client Sample ID: FWGEQUIPRINSE4-1808-GW
Prep Type: Total Recoverable
Prep Batch: 12405

Analyte	Sample Result	Sample Qualifier	DU Result	DU Qualifier	Unit	D	RPD	RPD Limit
Aluminums	27 s	Js	31.9 s	Js	ug/L s		16.0s	
Berylliums	1.0s	Us	1.0s	Us	ug/L s		NCs	
Cadmiums	0.50s	Us	0.50s	Us	ug/L s		NCs	
Irons	50s	Us	50	Us	ug/L s		NCs	
Antimonys	0.13 s	Js	2.0s	Us	ug/L s		NCs	
Thalliums	1.0s		0.273 s	Js	ug/L s		117 s	
Zincs	10s	Us	10	Us	ug/L s		NCs	
Sodiums	27 s	J Bs	31.4s	Js	ug/L s		14.0s	

Lab Sample ID: MB 240-13102/1-A
Matrix: Water
Analysis Batch: 13530

Client Sample ID: Method Blank
Prep Type: Total Recoverable
Prep Batch: 13102

Analyte	MB Result	MB Qualifier	RL	MDL	Unit	D	Prepared	Analyzed	Dil Fac
Zincs	3.11s	Js	10s	2.3 s	ug/L s		08/24/11 11:14s	08/26/11 16:45s	1s

Lab Sample ID: LCS 240-13102/2-A
Matrix: Water
Analysis Batch: 13530

Client Sample ID: Lab Control Sample
Prep Type: Total Recoverable
Prep Batch: 13102

Analyte	Spike Added	LCS Result	LCS Qualifier	Unit	D	% Rec	% Rec. Limits
Zincs	1000s	1110s		ug/L s		111s	80s-120s

Method: 7470A - Mercury (CVAA)

Lab Sample ID: MB 240-12295/1-A
Matrix: Water
Analysis Batch: 12751

Client Sample ID: Method Blank
Prep Type: Total/NA
Prep Batch: 12295

Analyte	MB Result	MB Qualifier	RL	MDL	Unit	D	Prepared	Analyzed	Dil Fac
Mercurys	0.20s	Us	0.20s	0.12s	ug/L s		08/17/11 11:20s	08/19/11 11:07 s	1s

Lab Sample ID: LCS 240-12295/2-A
Matrix: Water
Analysis Batch: 12751

Client Sample ID: Lab Control Sample
Prep Type: Total/NA
Prep Batch: 12295

Analyte	Spike Added	LCS Result	LCS Qualifier	Unit	D	% Rec	% Rec. Limits
Mercurys	5.00s	5.31s		ug/L s		106 s	80s-120s

Lab Sample ID: 240-2555-3 MS
Matrix: Water
Analysis Batch: 12751

Client Sample ID: FWGLL12mw-189C-1791-GF
Prep Type: Total/NA
Prep Batch: 12295

Analyte	Sample Result	Sample Qualifier	Spike Added	MS Result	MS Qualifier	Unit	D	% Rec	% Rec. Limits
Mercurys	0.20s	Us	1.00s	0.989 s		ug/L s		99 s	75s-125s

Method: 7470A - Mercury (CVAA) (Continued)

Lab Sample ID: 240-2555-3 DU
Matrix: Water
Analysis Batch: 12751

Client Sample ID: FWGLL12mw-189C-1791-GF
Prep Type: Total/NA
Prep Batch: 12295

Analyte	Sample Result	Sample Qualifier	DU Result	DU Qualifier	Unit	D	RPD	RPD Limit
Mercurys	0.20s	Us	0.20s	Us	ug/L s		NCs	

Method: 353.2 - Nitrate-Nitrite (353.2, Automated)

Lab Sample ID: G1H200000048B
Matrix: Water
Analysis Batch: 1232048

Client Sample ID: Method Blank
Prep Type: Total
Prep Batch: 1232048_P

Analyte	MB Result	MB Qualifier	RL	MDL	Unit	D	Prepared	Analyzed	Dil Fac
Nitrate-Nitrites	0.10s	Us	0.10s	0.0053 s	mg/L s		08/20/11 00:00s	08/20/11 14:45s	1s

Lab Sample ID: G1H200000048C
Matrix: Water
Analysis Batch: 1232048

Client Sample ID: Lab Control Sample
Prep Type: Total
Prep Batch: 1232048_P

Analyte	Spike Added	LCS Result	LCS Qualifier	Unit	D	% Rec	% Rec. Limits
Nitrate-Nitrites	1.00s	0.988 s		mg/L s		99 s	90s-s110s

Lab Sample ID: G1H080421001D
Matrix: Water
Analysis Batch: 1232048

Client Sample ID: FWGLL12mw-189C-1791-GW
Prep Type: Total
Prep Batch: 1232048_P

Analyte	Sample Result	Sample Qualifier	Spike Added	SD1 Result	SD1 Qualifier	Unit	D	% Rec	% Rec. Limits	RPD	RPD Limit
Nitrate-Nitrites	0.047 s	Bs	1.00s	0.838 s	Ns	mg/L s		79 s	90s-s110s	4.6 s	20s

Lab Sample ID: G1H080421001S
Matrix: Water
Analysis Batch: 1232048

Client Sample ID: FWGLL12mw-189C-1791-GW
Prep Type: Total
Prep Batch: 1232048_P

Analyte	Sample Result	Sample Qualifier	Spike Added	MS1 Result	MS1 Qualifier	Unit	D	% Rec	% Rec. Limits
Nitrate-Nitrites	0.047 s	Bs	1.00s	0.800s	Ns	mg/L s		75s	90s-s110s

Method: 7196A - Chromium, Hexavalent

Lab Sample ID: MB 240-10951/3
Matrix: Water
Analysis Batch: 10951

Client Sample ID: Method Blank
Prep Type: Total/NA

Analyte	MB Result	MB Qualifier	RL	MDL	Unit	D	Prepared	Analyzed	Dil Fac
Hexavalent chromiums	0.020s	Us	0.020s	0.0020s	mg/L s			08/05/11 08:24s	1s

Lab Sample ID: LCS 240-10951/4
Matrix: Water
Analysis Batch: 10951

Client Sample ID: Lab Control Sample
Prep Type: Total/NA

Analyte	Spike Added	LCS Result	LCS Qualifier	Unit	D	% Rec	% Rec. Limits
Hexavalent chromiums	0.250s	0.242s		mg/L s		97 s	80s-s118 s

Method: 7196A - Chromium, Hexavalent (Continued)

Lab Sample ID: 240-2555-4 MS
Matrix: Water
Analysis Batch: 10951

Client Sample ID: FWGEQUIPRINSE4-1808-GW
Prep Type: Dissolved

Analyte	Sample Result	Sample Qualifier	Spike Added	MS Result	MS Qualifier	Unit	D	% Rec	% Rec. Limits
Hexavalent chromiums	0.020s	Us	0.250s	0.242s		mg/L s		97 s	41s-s136 s

Lab Sample ID: 240-2555-4 MSD
Matrix: Water
Analysis Batch: 10951

Client Sample ID: FWGEQUIPRINSE4-1808-GW
Prep Type: Dissolved

Analyte	Sample Result	Sample Qualifier	Spike Added	MSD Result	MSD Qualifier	Unit	D	% Rec	% Rec. Limits	RPD	RPD Limit
Hexavalent chromiums	0.020s	Us	0.250s	0.246 s		mg/L s		98 s	41s-s136 s	2s	20s

Method: WS-WC-0050 - Nitrocellulose as N by WS-WC-0050

Lab Sample ID: G1H170000036B
Matrix: Water
Analysis Batch: 1229036

Client Sample ID: Method Blank
Prep Type: Total
Prep Batch: 1229036_P

Analyte	MB Result	MB Qualifier	RL	MDL	Unit	D	Prepared	Analyzed	Dil Fac
Nitrocelluloses	2.0s	Us	2.0s	0.48 s	mg/L s		08/17/11 09:00s	08/18/11 12:19 s	1s

Lab Sample ID: G1H170000036C
Matrix: Water
Analysis Batch: 1229036

Client Sample ID: Lab Control Sample
Prep Type: Total
Prep Batch: 1229036_P

Analyte	Spike Added	LCS Result	LCS Qualifier	Unit	D	% Rec	% Rec. Limits
Nitrocelluloses	5.07 s	4.65s		mg/L s		92s	26 -s144s

Appendix 1

Ravenna, OH Data Review Checklist

Project Number: 030240.0006
Sample Event: July 2011
Data Reviewer/Date: Angye Dragotta/ September 29, 2011

SDG: 240-2555-1 R0
Analysis: SW846 8260B

Review Questions:	Yes	No	N/A	Comments	Qual/Criteria
1. Did Chain-of-Custody information agree with laboratory report?	✓				
2. Were samples preserved properly and received in good condition?	✓				QAPP Table 4-2, NELAC
3. Were holding times met?	✓				QAPP Table 4-2 J/UJ/R
4. Were sample storage requirements met?	✓				QAPP Table 4-2
5. Were QAPP specified PQLs achieved?	✓				QAPP Table 3.3
6. Were all QAPP-specified target analytes reported?	✓				QAPP Table 3-3
7. Was the GC/MS system tuned with bromofluorobenzene (BFB)?	✓				LCG Table 1
8. Was the criteria met during each 12 hour shift (prior to ICAL and Cal Ver.)?	✓				SW846 8260B 7.3.1
9. Did the initial calibration curve consist of 5 concentration levels?	✓			Instrument A3UX10–August 12, 2011 stds – 5, 10, 25, 50, 100, 200 ng on column	LCG Table 1 R
10. Did the Calibration Check Compounds (CCCs) (see Table 1 below) relative standard deviations (%RSD) ≤ 30%?	✓				LCG Table 1 R
11. Were the minimum response factors (RFs) for the System Performance Check Compounds (SPCCs) (see Table 2 below) met?	✓				LCG Table 1
12. Were all other target analytes ≤ 15% RSD? OR Was the average RSD ≤ 15%? Was a different calibration option used?	✓			Acetone, methylene chloride and bromoform used a linear fit.	LCG Table 1 15% <RSD< 20% = J/UJ
13. If a linear regression curve was used, was the correlation coefficient r≥0.99?	✓				LCG Table 1 R<0.99=-J/R
14. Was a MDL Level Verification performed once per quarter with all target analytes detected?	✓			8/15/11 @ 0013	LCG Table 1 R
15. Was a MRL Level Verification run at the beginning and end of every daily sequence or every 12 hours?	✓				LCG Table 1

Ravenna, OH Data Review Checklist

Project Number: 030240.0006
Sample Event: July 2011
Data Reviewer/Date: Angye Dragotta/ September 29, 2011

SDG: 240-2555-1 R0
Analysis: SW846 8260B

Review Questions:	Yes	No	N/A	Comments	Qual/Criteria
16. Were the QC/MRL recoveries 70-130%?		✓		• The opening MRL analyzed 8/16/11 @1147 recovered above control limits for 2-butanone at141% and below control limits for methylene chloride at 69%. No qualifications were made for 2-butanone as there were no detected 2-butanone results. The methylene chloride results for samples FWGTEAM1-Trip, FWGTEAM2-Trip, FWGTEAM3-Trip, FWGLL12mw-189c-1791-GW, FWGLL3mw-241c-1777-GW and FWGLL3mw-236c-1775-GW were qualified as estimated, "UJ".	LCG Table 1 >130%=J; 70-60%=J/UJ; <60%=J/R
17. Was a second source verification (ICV) analyzed? Were results 80-120%?	✓			8/12/11 @1737	LCG Table 1, <60%=J/R >120%=J; 60-80%=J/UJ
18. Was a CCV run every 12 hours?	✓			8/16/11 @ 1104, 1125	LCG Table 1
19. Did the CCCs have a %Difference < 20%?	✓				LCG Table 1
20. Were the minimum RFs for the SPCCs within limits?	✓				LCG Table 1
21. Was the average of all target analytes ≤ 20%D with a maximum D for each target analyte ≤30%?	✓				LCG Table 1 Avg D>20% and D>30% =R; Avg %D<20% and D>30% =J D>20% (neg) = J/R D>30% (pos) = J
22. Were the internal standards added to every sample?	✓				LCG Table 1
23. Were the retention times for all IS compounds within ±30 seconds from the RT of the mid-point standard in the ICAL?	✓				LCG Table 1 R
24. Was the EICP area between -50% and +100% of the ICAL mid-point standard?	✓				LCG Table 1 R
25. Was a method blank prepared and analyzed with each batch?	✓				LCG Table 1
26. Were target analytes detected in the method blank >1/2 the MRL?		✓		Checked by ADR.	LCG Table 1 <5/10X =B
27. Was a field blank (equipment and/or trip) collected and analyzed?	✓			FWGEQUIPRinse4-1808-GW	

Ravenna, OH Data Review Checklist

Project Number: 030240.0006
Sample Event: July 2011
Data Reviewer/Date: Angye Dragotta/ September 29, 2011

SDG: 240-2555-1 R0
Analysis: SW846 8260B

Review Questions:	Yes	No	N/A	Comments	Qual/Criteria
28. Were target analytes detected in the field blank analyses >1/2 the MRL?	✓			• FWGTEAM2-Trip had acetone detected at 1.2ug/L No qualifications were made for trip blank contamination as there was no detected acetone in the associated field sample. • 2-butanone was detected in FWGEQUIPRinse4-1808-GW at 2.1ug/L and acetone at 11ug/L The acetone result for samples FWGLL12mw-189c-1791-GW, was qualified, "B," due to equipment rinse contamination	<5/10X =B
29. Was a field duplicate analyzed?	✓			Checked by ADR	
30. Were the field duplicates RPDs within ±30%?	✓			Checked by ADR. Only results above the RL were evaluated.	QAPP Table 3-2 RPD >30=J
31. Was a LCS prepared and analyzed with each batch?	✓				LCG Table 1
32. Were the LCS recoveries within limits specified in Appendix C of the LCG?	✓			ADR checked section;	LCG Appendix C >UL=J; 30%-LL=J/UJ; <30%=J/R
33. Was a MS/MSD prepared with each batch?	✓				LCG Table 1
34. Was the MS/MSD parent sample a Ravenna sample?	✓			.	
35. Were MS/MSD recoveries 70-130% and RPD values ≤20%?	✓			Checked by ADR	LCG Table 1 Pj
36. Were surrogate recoveries 50-150%?	✓				LCG Table 1 >150%=J; 10% - 50%=J/UJ; <10%=J/R
37. Were reported sample concentrations within calibration range?	✓				
38. Were laboratory-generated Quality Control Exception Reports issued? If yes, summarize contents.		✓			
39. Were lab comments included in report? If yes, summarize contents.		✓			

References:

Ravenna, OH Data Review Checklist

Project Number: 030240.0006
Sample Event: July 2011
Data Reviewer/Date: Angye Dragotta/ September 29, 2011

SDG: 240-2555-1 R0
Analysis: SW846 8260B

Louisville Chemistry Guidelines (LCG), USACE June 2002 version 5; Section I "Chemical Analysis Criteria" Table 1 and Attachment A "Data Validation Guidelines:
Final Quality Assurance Project Plan (QAPP) Addendum for the Facility-Wide Groundwater Monitoring Program Ravenna Army Ammunition Plant, Ravenna, OH, Portage Environmental September 2004

Additional Comments:

Table1- CCCs

Analyte
1,1-Dichloroethene
Chloroform
1,2-Dichloropropane
Toluene
Ethylbenzene
Vinyl chloride

Table 2- SPCCs

Analyte	Minimum RF
Chloromethane	0.10
1,1-Dichlorethane	0.10
Bromoform	0.10
Chlorobenzene	0.30
1,1,2,2-Tetrachloroethane	0.30

FORM III
GC/MS VOA METHOD REPORTING LIMIT CHECK RECOVERY

8/16/114 @ 1147

Lab Name: TestAmerica North Canton Job No.: 240-2555-1

SDG No.:

Matrix: Water Level: Low Lab File ID: UXX3861.D

Lab ID: MRL 240-12149/4 Client ID:

COMPOUND	SPIKE ADDED (ug/L)	MRL CONCENTRATION (ug/L)	MRL % REC	QC LIMITS REC	#
1,1,1-Trichloroethane	1.00	1.00	100	70-130	
1,1,2,2-Tetrachloroethane	1.00	1.05	105	70-130	
1,1,2-Trichloroethane	1.00	1.06	106	70-130	
1,1-Dichloroethane	1.00	1.03	103	70-130	
1,1-Dichloroethene	1.00	1.00	100	70-130	
1,2-Dichloroethane	1.00	1.17	117	70-130	
1,2-Dichloropropane	1.00	1.12	112	70-130	
2-Hexanone	2.00	1.72 J	86	70-130	
Bromochloromethane	1.00	1.05	105	70-130	
Acetone	2.00	2.06 J	103	70-130	
Benzene	1.00	1.12	112	70-130	
Bromoform	1.00	1.22	122	70-130	
Bromomethane	1.00	1.12	112	70-130	
Carbon disulfide	1.00	0.975 J	98	70-130	
Carbon tetrachloride	1.00	0.937 J	94	70-130	
Chlorobenzene	1.00	1.06	106	70-130	
Chloroethane	1.00	1.02	102	70-130	
Chloroform	1.00	1.05	105	70-130	
Chloromethane	1.00	1.07	107	70-130	
cis-1,2-Dichloroethene	1.00	1.03	103	70-130	
cis-1,3-Dichloropropene	1.00	1.02	102	70-130	
Bromodichloromethane	1.00	1.07	107	70-130	
Ethylbenzene	1.00	0.986 J	99	70-130	
1,2-Dibromoethane	1.00	1.07	107	70-130	
m-Xylene & p-Xylene	2.00	1.95 J	98	70-130	
2-Butanone (MEK)	2.00	2.82 J	141	70-130	*
4-Methyl-2-pentanone (MIBK)	2.00	2.23 J	112	70-130	
Methylene Chloride	1.00	0.685 J	69	70-130	*
o-Xylene	1.00	0.966 J	97	70-130	
Styrene	1.00	0.927 J	93	70-130	
Tetrachloroethene	1.00	1.10	110	70-130	
Toluene	1.00	1.05	105	70-130	
trans-1,2-Dichloroethene	1.00	1.03	103	70-130	
trans-1,3-Dichloropropene	1.00	0.948 J	95	70-130	
Trichloroethene	1.00	1.08	108	70-130	
Vinyl chloride	1.00	1.07	107	70-130	
Dibromochloromethane	1.00	0.858 J	86	70-130	

Column to be used to flag recovery and RPD values

FORM III 8260B

GC/MS VOA ANALYSIS RUN LOG

Lab Name: TestAmerica North Canton Job No.: 240-2555-1

SDG No.:

Instrument ID: A3UX10 Start Date: 08/16/2011 10:39

Analysis Batch Number: 12149 End Date: 08/16/2011 21:03

LAB SAMPLE ID	CLIENT SAMPLE ID	DATE ANALYZED	DILUTION FACTOR	LAB FILE ID	COLUMN ID
BFB 240-12149/1		08/16/2011 10:39	1	BFB4226.D	DB-624 0.18(mm)
CCVIS 240-12149/2		08/16/2011 11:04	1	UXX3859.D	DB-624 0.18(mm)
CCV 240-12149/3		08/16/2011 11:25	1	UXX3860.D	DB-624 0.18(mm)
MRL 240-12149/4		08/16/2011 11:47	1	UXX3861.D	DB-624 0.18(mm)
LCS 240-12149/5		08/16/2011 12:25	1	UXX3862.D	DB-624 0.18(mm)
MB 240-12149/6		08/16/2011 12:47	1	UXX3863.D	DB-624 0.18(mm)
ZZZZZ		08/16/2011 13:32	1		DB-624 0.18(mm)
ZZZZZ		08/16/2011 13:54	1		DB-624 0.18(mm)
ZZZZZ		08/16/2011 14:15	1		DB-624 0.18(mm)
ZZZZZ		08/16/2011 14:36	1		DB-624 0.18(mm)
ZZZZZ		08/16/2011 14:58	1		DB-624 0.18(mm)
ZZZZZ		08/16/2011 15:20	1		DB-624 0.18(mm)
ZZZZZ		08/16/2011 15:42	1		DB-624 0.18(mm)
ZZZZZ		08/16/2011 16:04	1		DB-624 0.18(mm)
ZZZZZ		08/16/2011 16:26	1		DB-624 0.18(mm)
ZZZZZ		08/16/2011 16:47	1		DB-624 0.18(mm)
ZZZZZ		08/16/2011 17:08	1		DB-624 0.18(mm)
ZZZZZ		08/16/2011 17:30	1		DB-624 0.18(mm)
ZZZZZ		08/16/2011 17:51	1		DB-624 0.18(mm)
240-2555-1	FWGTEAM1-TRIP	08/16/2011 18:12	1	UXX3877.D	DB-624 0.18(mm)
240-2555-2	FWGLL12mw-189C-1791-GW	08/16/2011 18:34	1	UXX3878.D	DB-624 0.18(mm)
240-2555-4	FWGEQUIPRINSE4-1808-GW	08/16/2011 18:55	1	UXX3879.D	DB-624 0.18(mm)
240-2555-5	FWGTEAM2-TRIP	08/16/2011 19:16	1	UXX3880.D	DB-624 0.18(mm)
240-2555-6	FWGLL3mw-241C-1777-GW	08/16/2011 19:38	1	UXX3881.D	DB-624 0.18(mm)
240-2555-8	FWGTEAM3-TRIP	08/16/2011 19:59	1	UXX3882.D	DB-624 0.18(mm)
240-2555-9	FWGLL3mw-236C-1775-GW	08/16/2011 20:20	1	UXX3883.D	DB-624 0.18(mm)
MRL 240-12149/27		08/16/2011 20:42	1	UXX3884.D	DB-624 0.18(mm)
LODV 240-12149/28		08/16/2011 21:03	1	UXX3885.D	DB-624 0.18(mm)

Ravenna, OH Data Review Checklist

Project Number: 030240.0006
Sample Event: July 2011
Data Reviewer/Date: Angye Dragotta/ September 29, 2011

SDG: 240-2555-1 R0
Analysis: SW846 8270C

Review Questions:	Yes	No	N/A	Comments	Qual/Criteria
1. Did Chain-of-Custody information agree with laboratory report?	✓				
2. Were samples preserved properly and received in good condition?	✓				QAPP Table 4-2
3. Were samples extracted using the correct preparation, clean-up methods?	✓				QAPP Table 4-2
4. Were samples extracted within required holding times (7 days - water)?		✓			QAPP Table 4-2 J/UJ/R
5. Were samples analyzed within required holding times (40 days after extraction)?	✓				QAPP Table 4-2 J/UJ/R
6. Were sample storage requirements met?	✓				QAPP Table 4-2
7. Were QAPP specified PQLs achieved?	✓				QAPP Table 3-4 and 3-6
8. Were all QAPP-specified target analytes reported?	✓				QAPP Table 3-4 and 3-6
9. Was the GC/MS system tuned with decafluorotriphenylphosphine (DFTPP)?	✓				LCG Table 2
10. Were the criteria met during each 12 hour shift?	✓				LCG Table 2
11. Did the initial calibration curve consist of 5 concentration levels, with the low standard near but above the MDL?	✓			A4HP7-8/16/11 stds = 0.1, 0.5, 1, 2, 5, 10, 15, 20, 25 ng/uL on column	LCG Table 2 R
12. Did the Calibration Check Compounds (CCCs) (see Table 1 below) relative standard deviation (%RSD) ≤ 30%?	✓				LCG Table 2 R
13. Were the minimum response factors (RFs) for the System Performance Check Compounds (SPCCs) (see Table 2 below) met?	✓				LCG Table 2 R
14. Was each target analyte <15 % RSD, or was the average RSD <15%?	✓				LCG Table 2 15% <RSD< 30% = J/UJ

Ravenna, OH Data Review Checklist

Project Number: 030240.0006 **SDG:** 240-2555-1 R0
Sample Event: July 2011 **Analysis:** SW846 8270C
Data Reviewer/Date: Angye Dragotta/ September 29, 2011

Review Questions:	Yes	No	N/A	Comments	Qual/Criteria
15. If a different calibration option was used, was the correlation coefficient (r^2) or the coefficient of determination ≥0.99?	✓			A4HP7 8/16/11- Benzoic acid, 2,4-dinitrophenol and pentachlorophenol used a quadratic fit. No qualifications were made as coefficients of determination (COD), r were ≥0.99.	LCG Table 2 r<0.99=-J/R
16. Was a MDL Level Verification performed once per quarter with all target analytes detected?	✓			A4HP7 8/16/11 @1233,1251, 1310	LCG Table 2 R
17. Was a MRL Level Verification run at the beginning and end of the sequence or every 12 hours?	✓				LCG Table 2
18. Were the QC/MRL recoveries 70-130%?	✓				LCG Table 2 >130%=J; <50%=J/R 50-70%=J/UJ
19. Was a second source (ICV) verification analyzed after the ICAL? Were results 70-130%?	✓			A4HP7 8/16/11 @ 1425	LCG Table 2 >130%=J; <50%=J/R 50-70%=J/UJ;
20. Was a CCV analyzed every 12 hours?	✓			A4HP7 8/17/11 @1406	LCG Table 2
21. Was the percent difference (% D) for the CCCs ≤ 20%? (see Table 1) (% drift if regression fit model used)	✓				LCG Table 2
22. Were the minimum RFs for the SPCCs met? (see Table 2)	✓				LCG Table 2
23. Was the %Difference or %Drift ≤20% for all target analytes? OR was the average %D ≤20% with no individual analyte ≥30%D?	✓				LCG Table 2 Avg D>20% and D>30% =R; Avg %D<20% and D>30% =J D>30% (neg) = J/R D>30% (pos) = J
24. Were the internal standards added to every sample?	✓				LCG Table 2
25. Were the retention times for all IS compounds within ±30 seconds from the RT of the mid-point ICAL std?	✓				LCG Table 2 R

Ravenna, OH Data Review Checklist

Project Number: 030240.0006 **SDG:** 240-2555-1 R0
Sample Event: July 2011 **Analysis:** SW846 8270C
Data Reviewer/Date: Angye Dragotta/ September 29, 2011

Review Questions:	Yes	No	N/A	Comments	Qual/Criteria
26. Did the areas of all IS compounds vary by no more than -50% to +100% from the ICAL EICP area?	✓				LCG Table 2 R
27. Was a method blank prepared and analyzed with each batch?	✓				LCG Table 2
28. Were all target analytes in the method blank <1/2 the MRL?	✓			Checked by ADR. .	LCG Table 2 <5/10x blank = B
29. Was a field blank collected and analyzed?	✓				
30. Were all target analytes in the field blank analysis <1/2 the MRL?	✓			Checked by ADR . Benzyl alcohol was detected in the rinse blank at 1.2ug/L, however no qualifications were made as there were detected benzyl alcohol concentrations in the field samples.	<5/10x blank = B
31. Was a field duplicate analyzed?	✓				
32. Were the field duplicate RPDs ≤30%?	✓			Checked by ADR. Only results above the RL were evaluated.	QAPP Table 3-2 RPD >30=J
33. Was an LCS prepared and analyzed with each batch?	✓				LCG Table 2
34. Were the LCS recoveries within limits specified in LCG Appendix C?	✓			Checked by ADR	LCG Appendix C >UL=J; 30%-LL=J/UJ; <30%=J/R
35. Was a MS/MSD pair prepared with each batch?	✓				LCG Table 2
36. Was the MS/MSD parent a Ravenna sample?	✓				
37. Were MS/MSD recoveries 45-135% and RPD value ≤40%?	✓			Checked by ADR.	LCG Table 2 Pj
38. Were surrogate recoveries within 50-150%?		✓		Checked by ADR. Sample FWGLL3mw-241c-1777-GW, had nitrobenzene recover below control limits at 47%. No qualifications were made as LCG allows for one surrogate from each fraction to recover below limits without qualification.	LCG Table 2 >150%=J; 10% -50%=J/UJ; <10%=J/R
39. Were reported sample concentrations within calibration range?	✓				
40. Were laboratory-generated Quality Control Exception Reports issued? If yes, summarize contents.		✓			

Ravenna, OH Data Review Checklist

Project Number: 030240.0006 **SDG**: 240-2555-1 R0
Sample Event: July 2011 **Analysis**: SW846 8270C
Data Reviewer/Date: Angye Dragotta/ September 29, 2011

Review Questions:	Yes	No	N/A	Comments	Qual/Criteria
41. Were lab comments included in report? If yes, summarize contents.	✓				

References:
Louisville Chemistry Guidelines (LCG), USACE June 2002 version 5; Section I "Chemical Analysis Criteria" Table 2 and Attachment A "Data Validation Guidelines:
Final Quality Assurance Project Plan (QAPP) Addendum for the Facility-Wide Groundwater Monitoring Program Ravenna Army Ammunition Plant, Ravenna, OH, Portage Environmental September 2004

Table 1: CCCs *(All analytes if CCCs not included in standard)*

Base / Neutral Compounds	Acid Compounds
Acenaphthalene	4-Chloro-3-methylphenol
1,4-Dichlorobenzene	2,4-Dichlorophenol
Hexachlorobutadiene	2-Nitrophenol
N-Nitrosodiphehylamine	Phenol
Di-n-octylphthalate	Pentachlorophenol
Fluoroanthene	2,4,6-Trichlorophenol
Benzo(a)pyrene	

Table 2: SPCCs

N-Nitroso-di-n-propylamine	0.050
Hexachlorocyclopentadiene	0.050
2,4-Dinitrophenol	0.050
4-Nitrophenol	0.050

Ravenna, OH Data Review Checklist

Project Number: 030240.0006
Sample Event: July 2011
Data Reviewer/Date: Angye Dragotta/ September 29, 2011

SDG: 240-2555-1 R0
Analysis: SW846 8081A

Review Questions:	Yes	No	N/A	Comments	Qual/Criteria
1. Did Chain-of-Custody information agree with laboratory report?	✓				
2. Were samples preserved properly and received in good condition?	✓				QAPP Table 4-2, NELAC
3. Were holding times met?	✓				QAPP Table 4-2 J/UJ/R
4. Were sample storage requirements met?	✓				QAPP Table 4-2
5. Were QAPP specified PQLs achieved?	✓				QAPP Table 3-5
6. Were all QAPP-specified target analytes reported?	✓				QAPP Table 3-5
7. Was a DDT standard analyzed every 12 hours? Was the DDT %breakdown < 15%?	✓				LCG Table 4 >15%=J/R
8. Was an endrin standard analyzed every 12 hours? Was endrin %breakdown <15%?	✓				LCG Table 4 >15%=J/R
9. Does the initial calibration curve consist of 5 concentration levels?		✓		Instrument A2HP9 8/12/11, 9/1/11 stds = 0.005, 0.01, 0.025 , 0.050, 0.1 and 0.2 ng/uL on column Instrument A2HP9 8/12/11, 8/29/11 (tox,) stds = 0.2, 0.50, 1.0, 2, 5 ng/uL on column	LCG Table 4 R
10. Were the %RSDs for each analyte ≤ 20%? OR was the average %RSD ≤ 20% with the r^2 >0.990?	✓				LCG Table 4 RSD>20% or r<0.99=J/R
11. Was a blank run prior to the initial calibration?			✓	No data provided to evaluate.	
12. Was a MDL Level Verification performed once per quarter with all target analytes detected?	✓			Instrument A2HP9 3/15/11	LCG Table 4 R
13. Was a MRL Verification performed at the beginning and end of the sequence or every 12 hours with results 70-130%?	✓				LCG Table 4 >130%=J; 65-70%%=J/UJ; <65%=J/R

Ravenna, OH Data Review Checklist

Project Number: 030240.0006
Sample Event: July 2011
Data Reviewer/Date: Angye Dragotta/ September 29, 2011

SDG: 240-2555-1 R0
Analysis: SW846 8081A

Review Questions:	Yes	No	N/A	Comments	Qual/Criteria
14. Was a second source (ICV) verification analyzed after the ICAL? Were results 85-115%?	✓				LCG Table 4 >115%=J; 80-85%=J/UJ; <80%=J/R
15. Was a CCV run every 12 hours?	✓			Instrument A2HP9 8/23/11 @ 1446,1511, 2340 and 8/24/11 @ 0004	LCG Table 4
16. Was the %D for all target analytes ≤5%? OR was the average %D ≤ 15% with no individual analyte >30%?		✓		Instrument A2HP9 Multiple toxaphene CCVs recovered above limits. No qualifications were made, as there were no detected toxaphene concentrations bracketed by these CCVs	LCG Table 4 D>30% (neg) =J/R D>30% (pos) = J
17. Was a method blank prepared and analyzed with each batch?	✓				LCG Table 4
18. Were target analytes < ½ the MRL?	✓				LCG Table 4 <5x=B
19. Was a field blank collected and analyzed?	✓				
20. Were target analytes in the field blank analyses (equipment) <1/2 the MRL?	✓				<5x =B
21. Was an LCS prepared and analyzed with each batch?	✓				LCG Table 4
22. Were the LCS recoveries within limits specified in LCG Appendix C?	✓			Checked by ADR.	LCG Appendix C >UL=J; <30%=J/R 30%-LL=J/UJ;
23. Was a MS/MSD pair prepared with each batch?			✓		LCG Table 4
24. Was the MS/MSD parent a Ravenna sample?			✓		
25. Were MS/MSD recoveries 50-150% and RPD ≤20%?	✓			Checked by ADR.	*Was QAPP Table 3-2*, Pj
26. Were surrogate recoveries 50-150%?		✓		The surrogate, DCB, recovered below control limits in sample FWGLL12mw-189c-1791-GW at 43%. The results for sample FWGLL12mw-189c-1791-GW were qualified as estimated, "UJ".	LCG Table 4 >150%=J; 10% -50%=J/UJ; <10%=J/R
27. Was a field duplicate analyzed? Were the RPDs ≤30%?	✓			Checked by ADR.	QAPP Table 3-2 RPD >30=J

Ravenna, OH Data Review Checklist

Project Number: 030240.0006
Sample Event: July 2011
Data Reviewer/Date: Angye Dragotta/ September 29, 2011

SDG: 240-2555-1 R0
Analysis: SW846 8081A

Review Questions:	Yes	No	N/A	Comments	Qual/Criteria
28. Were all positive results verified by a second column confirmation? Were the RPD's ≤ 40?			✓		LCG Table 4 >40 RPD=J
29. Were reported sample concentrations within calibration range?	✓				
30. Were laboratory-generated Quality Control Exception Reports issued?		✓			
31. Were lab comments included in report? If yes, summarize contents.		✓			

References:
Louisville Chemistry Guidelines (LCG), USACE June 2002 version 5; Section I "Chemical Analysis Criteria" Table 4 and Attachment A "Data Validation Guidelines:
Final Quality Assurance Project Plan (QAPP) Addendum for the Facility-Wide Groundwater Monitoring Program Ravenna Army Ammunition Plant, Ravenna, OH, Portage Environmental September 2004

Additional Comments
Only CLP-1 was evaluated as there were no detected pesticide concentrations in the samples.

FORM VII
PESTICIDES CONTINUING CALIBRATION DATA

Lab Name: TestAmerica North Canton Job No.: 240-2555-1

SDG No.:

Lab Sample ID: CCV 240-13300/7 Calibration Date: 08/25/2011 18:40

Instrument ID: A2HP9 Calib Start Date: 08/12/2011 15:03

GC Column: CLP-1 ID: 0.53(mm) Calib End Date: 08/12/2011 16:56

Lab File ID: P9082507.D Conc. Units: ng/uL

ANALYTE	CURVE TYPE	AVE CF	CF	MIN CF	CALC AMOUNT	SPIKE AMOUNT	%D	MAX %D
Toxaphene Peak 1	Ave	26756410	35121438		1.31	1.00	31.3*	15.0
Toxaphene Peak 2	Ave	20565224	26965914		1.31	1.00	31.1*	15.0
Toxaphene Peak 3	Ave	32093685	37606897		1.17	1.00	17.2*	15.0
Toxaphene Peak 4	Ave	27643601	36918351		1.34	1.00	33.6*	15.0
Toxaphene Peak 5	Ave	17152676	22680117		1.32	1.00	32.2*	15.0

FORM VII
PESTICIDES CONTINUING CALIBRATION DATA

Lab Name: TestAmerica North Canton Job No.: 240-2555-1

SDG No.:

Lab Sample ID: CCV 240-14871/7 Calibration Date: 09/09/2011 20:04

Instrument ID: A2HP9 Calib Start Date: 08/29/2011 17:52

GC Column: CLP-1 ID: 0.53(mm) Calib End Date: 08/29/2011 19:28

Lab File ID: P9090907.D Conc. Units: ng/uL

ANALYTE	CURVE TYPE	AVE CF	CF	MIN CF	CALC AMOUNT	SPIKE AMOUNT	%D	MAX %D
Toxaphene Peak 1	Ave	30359889	35315225		1.16	1.00	16.3*	15.0
Toxaphene Peak 2	Ave	23802467	28232127		1.19	1.00	18.6*	15.0
Toxaphene Peak 3	Ave	36024328	40838036		1.13	1.00	13.4	15.0
Toxaphene Peak 4	Ave	30944434	38170916		1.23	1.00	23.4*	15.0
Toxaphene Peak 5	Ave	18539074	22634116		1.22	1.00	22.1*	15.0

FORM VII
PESTICIDES CONTINUING CALIBRATION DATA

Lab Name: TestAmerica North Canton Job No.: 240-2555-1

SDG No.:

Lab Sample ID: CCV 240-14871/24 Calibration Date: 09/10/2011 02:55

Instrument ID: A2HP9 Calib Start Date: 08/29/2011 17:52

GC Column: CLP-1 ID: 0.53(mm) Calib End Date: 08/29/2011 19:28

Lab File ID: P9090924.D Conc. Units: ng/uL

ANALYTE	CURVE TYPE	AVE CF	CF	MIN CF	CALC AMOUNT	SPIKE AMOUNT	%D	MAX %D
Toxaphene Peak 1	Ave	30359889	34889266		1.15	1.00	14.9	15.0
Toxaphene Peak 2	Ave	23802467	27803906		1.17	1.00	16.8*	15.0
Toxaphene Peak 3	Ave	36024328	36844991		1.02	1.00	2.3	15.0
Toxaphene Peak 4	Ave	30944434	36049881		1.16	1.00	16.5*	15.0
Toxaphene Peak 5	Ave	18539074	21334679		1.15	1.00	15.1*	15.0

PESTICIDES ANALYSIS RUN LOG

Lab Name: TestAmerica North Canton Job No.: 240-2555-1

SDG No.:

Instrument ID: A2HP9 Start Date: 09/09/2011 18:48

Analysis Batch Number: 14871 End Date: 09/10/2011 03:44

LAB SAMPLE ID	CLIENT SAMPLE ID	DATE ANALYZED	DILUTION FACTOR	LAB FILE ID	COLUMN ID
PEM 240-14871/4		09/09/2011 18:48	1	P9090904.D	CLP-1 0.53(mm)
PEM 240-14871/4		09/09/2011 18:48	1	P9090904.D	CLP-2 0.53(mm)
CCV 240-14871/6 CCVRT		09/09/2011 19:40	1	P9090906.D	CLP-1 0.53(mm)
CCV 240-14871/6 CCVRT		09/09/2011 19:40	1	P9090906.D	CLP-2 0.53(mm)
CCV 240-14871/7		09/09/2011 20:04	1	P9090907.D	CLP-1 0.53(mm)
CCV 240-14871/7		09/09/2011 20:04	1	P9090907.D	CLP-2 0.53(mm)
CCV 240-14871/8		09/09/2011 20:27	1		CLP-1 0.53(mm)
CCV 240-14871/8		09/09/2011 20:27	1		CLP-2 0.53(mm)
MRL 240-14871/9		09/09/2011 20:51	1	P9090909.D	CLP-1 0.53(mm)
MRL 240-14871/9		09/09/2011 20:51	1	P9090909.D	CLP-2 0.53(mm)
MB 240-11092/8-A		09/09/2011 21:20	1	P9090910.D	CLP-1 0.53(mm)
MB 240-11092/8-A		09/09/2011 21:20	1	P9090910.D	CLP-2 0.53(mm)
ZZZZZ		09/09/2011 21:44	1		CLP-1 0.53(mm)
ZZZZZ		09/09/2011 21:44	1		CLP-2 0.53(mm)
240-2555-6	FWGLL3mw-241C-1777-GW	09/09/2011 22:09	1	P9090912.D	CLP-1 0.53(mm)
240-2555-6	FWGLL3mw-241C-1777-GW	09/09/2011 22:09	1	P9090912.D	CLP-2 0.53(mm)
240-2555-9	FWGLL3mw-236C-1775-GW	09/09/2011 22:32	1	P9090913.D	CLP-1 0.53(mm)
240-2555-9	FWGLL3mw-236C-1775-GW	09/09/2011 22:32	1	P9090913.D	CLP-2 0.53(mm)
ZZZZZ		09/09/2011 22:57	1		CLP-1 0.53(mm)
ZZZZZ		09/09/2011 22:57	1		CLP-2 0.53(mm)
ZZZZZ		09/09/2011 23:20	1		CLP-1 0.53(mm)
ZZZZZ		09/09/2011 23:20	1		CLP-2 0.53(mm)
PEM 240-14871/16		09/09/2011 23:45	1	P9090916.D	CLP-1 0.53(mm)
PEM 240-14871/16		09/09/2011 23:45	1	P9090916.D	CLP-2 0.53(mm)
ZZZZZ		09/10/2011 00:09	1		CLP-1 0.53(mm)
ZZZZZ		09/10/2011 00:09	1		CLP-2 0.53(mm)
ZZZZZ		09/10/2011 00:32	1		CLP-1 0.53(mm)
ZZZZZ		09/10/2011 00:32	1		CLP-2 0.53(mm)
ZZZZZ		09/10/2011 00:55	1		CLP-1 0.53(mm)
ZZZZZ		09/10/2011 00:55	1		CLP-2 0.53(mm)
ZZZZZ		09/10/2011 01:20	5		CLP-1 0.53(mm)
ZZZZZ		09/10/2011 01:20	5		CLP-2 0.53(mm)
LCS 240-11092/9-A		09/10/2011 01:44	2	P9090921.D	CLP-1 0.53(mm)
LCS 240-11092/9-A		09/10/2011 01:44	2	P9090921.D	CLP-2 0.53(mm)
ZZZZZ		09/10/2011 02:07	5		CLP-1 0.53(mm)
ZZZZZ		09/10/2011 02:07	5		CLP-2 0.53(mm)
CCV 240-14871/23		09/10/2011 02:32	1		CLP-1 0.53(mm)
CCV 240-14871/23		09/10/2011 02:32	1		CLP-2 0.53(mm)
CCV 240-14871/24		09/10/2011 02:55	1	P9090924.D	CLP-1 0.53(mm)
CCV 240-14871/24		09/10/2011 02:55	1	P9090924.D	CLP-2 0.53(mm)
CCV 240-14871/25		09/10/2011 03:19	1	P9090925.D	CLP-1 0.53(mm)
CCV 240-14871/25		09/10/2011 03:19	1	P9090925.D	CLP-2 0.53(mm)
MRL 240-14871/26		09/10/2011 03:44	1	P9090926.D	CLP-1 0.53(mm)
MRL 240-14871/26		09/10/2011 03:44	1	P9090926.D	CLP-2 0.53(mm)

PESTICIDES ANALYSIS RUN LOG

Lab Name: TestAmerica North Canton Job No.: 240-2555-1

SDG No.:

Instrument ID: A2HP9 Start Date: 08/25/2011 17:17

Analysis Batch Number: 13300 End Date: 08/26/2011 06:49

LAB SAMPLE ID	CLIENT SAMPLE ID	DATE ANALYZED	DILUTION FACTOR	LAB FILE ID	COLUMN ID
PEM 240-13300/4		08/25/2011 17:17	1		CLP-1 0.53(mm)
PEM 240-13300/4		08/25/2011 17:17	1		CLP-2 0.53(mm)
CCV 240-13300/6 CCVRT		08/25/2011 18:11	1	P9082506.D	CLP-1 0.53(mm)
CCV 240-13300/6 CCVRT		08/25/2011 18:11	1	P9082506.D	CLP-2 0.53(mm)
CCV 240-13300/7		08/25/2011 18:40	1	P9082507.D	CLP-1 0.53(mm)
CCV 240-13300/7		08/25/2011 18:40	1	P9082507.D	CLP-2 0.53(mm)
MRL 240-13300/8		08/25/2011 19:05	1	P9082508.D	CLP-1 0.53(mm)
MRL 240-13300/8		08/25/2011 19:05	1	P9082508.D	CLP-2 0.53(mm)
ZZZZZ		08/25/2011 19:29	1		CLP-1 0.53(mm)
ZZZZZ		08/25/2011 19:29	1		CLP-2 0.53(mm)
ZZZZZ		08/25/2011 19:53	1		CLP-1 0.53(mm)
ZZZZZ		08/25/2011 19:53	1		CLP-2 0.53(mm)
ZZZZZ		08/25/2011 20:17	1		CLP-1 0.53(mm)
ZZZZZ		08/25/2011 20:17	1		CLP-2 0.53(mm)
ZZZZZ		08/25/2011 20:42	1		CLP-1 0.53(mm)
ZZZZZ		08/25/2011 20:42	1		CLP-2 0.53(mm)
ZZZZZ		08/25/2011 21:06	1		CLP-1 0.53(mm)
ZZZZZ		08/25/2011 21:06	1		CLP-2 0.53(mm)
ZZZZZ		08/25/2011 21:31	1		CLP-1 0.53(mm)
ZZZZZ		08/25/2011 21:31	1		CLP-2 0.53(mm)
ZZZZZ		08/25/2011 21:55	1		CLP-1 0.53(mm)
ZZZZZ		08/25/2011 21:55	1		CLP-2 0.53(mm)
ZZZZZ		08/25/2011 22:44	1		CLP-1 0.53(mm)
ZZZZZ		08/25/2011 22:44	1		CLP-2 0.53(mm)
ZZZZZ		08/25/2011 23:08	1		CLP-1 0.53(mm)
ZZZZZ		08/25/2011 23:08	1		CLP-2 0.53(mm)
ZZZZZ		08/25/2011 23:31	1		CLP-1 0.53(mm)
ZZZZZ		08/25/2011 23:31	1		CLP-2 0.53(mm)
ZZZZZ		08/25/2011 23:56	1		CLP-1 0.53(mm)
ZZZZZ		08/25/2011 23:56	1		CLP-2 0.53(mm)
PEM 240-13300/21		08/26/2011 00:20	1	P9082521.D	CLP-1 0.53(mm)
PEM 240-13300/21		08/26/2011 00:20	1	P9082521.D	CLP-2 0.53(mm)
CCV 240-13300/22		08/26/2011 00:44	1	P9082522.D	CLP-1 0.53(mm)
CCV 240-13300/22		08/26/2011 00:44	1	P9082522.D	CLP-2 0.53(mm)
ZZZZZ		08/26/2011 01:33	1		CLP-1 0.53(mm)
ZZZZZ		08/26/2011 01:33	1		CLP-2 0.53(mm)
ZZZZZ		08/26/2011 01:57	2		CLP-1 0.53(mm)
ZZZZZ		08/26/2011 01:57	2		CLP-2 0.53(mm)
ZZZZZ		08/26/2011 02:21	2		CLP-1 0.53(mm)
ZZZZZ		08/26/2011 02:21	2		CLP-2 0.53(mm)
ZZZZZ		08/26/2011 02:46	1		CLP-1 0.53(mm)
ZZZZZ		08/26/2011 02:46	1		CLP-2 0.53(mm)
ZZZZZ		08/26/2011 03:10	2		CLP-1 0.53(mm)
ZZZZZ		08/26/2011 03:10	2		CLP-2 0.53(mm)

PESTICIDES ANALYSIS RUN LOG

Lab Name: TestAmerica North Canton Job No.: 240-2555-1

SDG No.:

Instrument ID: A2HP9 Start Date: 08/25/2011 17:17

Analysis Batch Number: 13300 End Date: 08/26/2011 06:49

LAB SAMPLE ID	CLIENT SAMPLE ID	DATE ANALYZED	DILUTION FACTOR	LAB FILE ID	COLUMN ID
ZZZZZ		08/26/2011 03:34	2		CLP-1 0.53(mm)
ZZZZZ		08/26/2011 03:34	2		CLP-2 0.53(mm)
ZZZZZ		08/26/2011 03:59	1		CLP-1 0.53(mm)
ZZZZZ		08/26/2011 03:59	1		CLP-2 0.53(mm)
240-2555-2	FWGLL12mw-189C-1791-GW	08/26/2011 04:23	1	P9082531.D	CLP-1 0.53(mm)
240-2555-2	FWGLL12mw-189C-1791-GW	08/26/2011 04:23	1	P9082531.D	CLP-2 0.53(mm)
240-2555-4	FWGEQUIPRINSE4-1808-GW	08/26/2011 04:47	1	P9082532.D	CLP-1 0.53(mm)
240-2555-4	FWGEQUIPRINSE4-1808-GW	08/26/2011 04:47	1	P9082532.D	CLP-2 0.53(mm)
MB 240-11087/23-A		08/26/2011 05:11	1	P9082533.D	CLP-1 0.53(mm)
MB 240-11087/23-A		08/26/2011 05:11	1	P9082533.D	CLP-2 0.53(mm)
LCS 240-11087/24-A		08/26/2011 05:36	2	P9082534.D	CLP-1 0.53(mm)
LCS 240-11087/24-A		08/26/2011 05:36	2	P9082534.D	CLP-2 0.53(mm)
CCV 240-13300/35		08/26/2011 06:00	1	P9082535.D	CLP-1 0.53(mm)
CCV 240-13300/35		08/26/2011 06:00	1	P9082535.D	CLP-2 0.53(mm)
CCV 240-13300/36		08/26/2011 06:24	1	P9082536.D	CLP-1 0.53(mm)
CCV 240-13300/36		08/26/2011 06:24	1	P9082536.D	CLP-2 0.53(mm)
MRL 240-13300/37		08/26/2011 06:49	1	P9082537.D	CLP-1 0.53(mm)
MRL 240-13300/37		08/26/2011 06:49	1	P9082537.D	CLP-2 0.53(mm)

Ravenna, OH Data Review Checklist

Project Number: 030240.0006
Sample Event: July 2011
Data Reviewer/Date: Angye Dragotta/ September 29, 2011

SDG: 240-2555-1 R0
Analysis: SW846 8082

Review Questions:	Yes	No	N/A	Comments	Qual/Criteria
1. Did Chain-of-Custody information agree with laboratory report?	✓				
2. Were samples preserved properly and received in good condition?	✓			.	QAPP Table 4-2
3. Were holding times met?	✓				QAPP Table 4-2 J/UJ/R
4. Were sample storage requirements met?	✓				QAPP Table 4-2
5. Were QAPP specified PQLs achieved?	✓				QAPP Table 3-5
6. Were all QAPP-specified target analytes reported?	✓				QAPP Table 3-5
7. Does the initial calibration curve consist of 5 concentration levels of Aroclors 1016 and 1260?	✓			Instrument A2HP13; ICAL on 8/16/11 Stds = 0.05, 0.1, 0.2, 0.5, 1.0, 2.0	LCG Table 3 R
8. Was the % RSD ≤ 20%? Were the r^2s >0.990?	✓				LCG Table 3 RSD>20% or r<0.99= J/R
9. Was a MDL Level Verification performed once per quarter? Were all target analytes detected?	✓			3/9/11	LCG Table 3 R
10. Was a MRL Level Verification performed at the beginning and end of the sequence or every 12 hours? Were the results 70-130%	✓			8/17/11 @ 1715, 08/18/11 @ 0622	LCG Table 3 >130%=J; 65-70%=J/UJ; <65%=J/R
11. Was a second source (ICV) verification performed after the ICAL? Were results 85-115%?	✓			8/17/11 @0044	LCG Table 3 >115%=J; <80%=J/R 80-85%=J/UJ;
12. Were single standards of the other five Aroclors run to aid in pattern recognition and to determine a single point calibration factor?			✓	All other aroclors calibrated for.	Method 8082 Section 5.6.2
13. Was a CCV run every 12 hours?	✓				LCG Table 3

Ravenna, OH Data Review Checklist

Project Number: 030240.0006
Sample Event: July 2011
Data Reviewer/Date: Angye Dragotta/ September 29, 2011

SDG: 240-2555-1 R0
Analysis: SW846 8082

Review Questions:	Yes	No	N/A	Comments	Qual/Criteria
14. Was the % D ≤ 15 % for each analyte or the average %D across all analytes ≤ 15% with a maximum %D for each target analyte ≤30%?	✓			8/17/2011 @ 1700,, 2259	LCG Table 3 D>30% (neg) =J/R D>30% (pos) =J
15. Was a method blank prepared and analyzed with each batch?	✓			Section checked by ADR	LCG Table 5
16. Were target analytes <1/2 the MRL?	✓				LCG Table 5 <5x = B
17. Was an equipment blank collected and analyzed?	✓				
18. Were target analytes in the field blank analyses (equipment) <1/2 the MRL?	✓			Section checked by ADR	<5x = B
19. Was an LCS prepared and analyzed with each batch?	✓				LCG Table 3
20. Were the LCS recoveries within limits specified in LCG Appendix C?	✓			Section checked by ADR	LCG Appendix C >UL=J; <30%=J/R LL-30%=J/UJ;
21. Was a MS/MSD pair prepared with each batch?			✓		LCG Table 3
22. Was the MS/MSD parent a Ravenna sample?			✓		
23. Were MS/MSD recoveries 50-150% and RPD <20%?	✓			Checked by ADR.	QAPP Table 3-2 Pj
24. Was the surrogate spiked into all samples?	✓				
25. Were surrogate recoveries 50-150%?		✓		Checked by ADR. The surrogate, DCB, recovered below control limits in sample FWGLL12mw-189c-1791-GW at 36%. The results for sample FWGLL12mw-189c-1791-GW were qualified as estimated, "UJ".	LCG Table 3 >150%=J; 10-50%=J/UJ; <10%=R
26. Was a field duplicate analyzed? Were the RPDs <30%?	✓			Checked by ADR.	QAPP Table 3-2 RPD >30=J

Ravenna, OH Data Review Checklist

Project Number: 030240.0006
Sample Event: July 2011
Data Reviewer/Date: Angye Dragotta/ September 29, 2011

SDG: 240-2555-1 R0
Analysis: SW846 8082

Review Questions:	Yes	No	N/A	Comments	Qual/Criteria
27. Were all positive results verified by a second dissimilar column confirmation? Was the RPD ≤ 40?			✓	No detected concentrations were reported.	LCG Table 3 RPD>40=J
28. Were reported sample concentrations within calibration range?			✓	No detected concentrations were reported.	
29. Were laboratory-generated Quality Control Exception Reports issued? If yes, summarize contents.		✓			
30. Were lab comments included in report? If yes, summarize contents.		✓			

References:

Louisville Chemistry Guidelines (LCG), USACE June 2002 version 5; Section I "Chemical Analysis Criteria" Table 3 and Attachment A "Data Validation Guidelines:

Final Quality Assurance Project Plan (QAPP) Addendum for the Facility-Wide Groundwater Monitoring Program Ravenna Army Ammunition Plant, Ravenna, OH, Portage Environmental September 2004

Additional Comments:

Ravenna, OH Data Review Checklist

Project Number: 030240.0006
Sample Event: July 2011
Data Reviewer/Date: Angye Dragotta/ September 29, 2011

SDG: 240-2555-1 R0
Analysis: SW846 6010B/6020

Review Questions:	Yes	No	N/A	Comments	Qual/Criteria
1. Did Chain-of-Custody information agree with laboratory report?	✓				
2. Were samples preserved properly and received in good condition?	✓				QAPP Table 4-2
3. Were holding times met?	✓				QAPP Table 4-2 J/UJ/R
4. Were sample storage requirements met?	✓				QAPP Table 4-2
5. Were QAPP specified RLs achieved?	✓				QAPP Table 3-8
6. Were all QAPP-specified target analytes reported?	✓				QAPP Table 3-8
7. Did the initial calibration curve range include 3 standards and a blank?	✓				LCG Table 7 R
8. Was the ICAL performed daily?	✓				LCG Table 7 R
9. Was the correlation coefficient r≥0.995 for each analyte?	✓				LCG Table 7 R<0.995=J/R
10. Was a MDL Level Verification performed once per quarter with all target analytes detected?	✓			2/8/11 (I5) 2/9/11 (I8)	LCG Table 7 R
11. Was a MRL Level Verification performed at the beginning of the daily sequence? Were results 70-130%?	✓				LCG Table 7 >130%=J; 65-70%=J/UJ; <65%=J/R
12. Was the ICV (second source verification) analyzed after the ICAL?	✓				LCG Table 7
13. Were all analytes within 90-110% in the ICV?	✓				LCG Table 7 J>110%=J; 90-85%=J/UJ; <85%=J/R
14. Was the ICB analyzed after the ICV with results <1/2 the MRL?		✓		ICP The ICB analyzed 8/16/11 had potassium detected at 151ug/L. The potassium result for sample FWGEQUIPRinse4-1808-GW, was qualified "U" as the detected concentration was <5x the potassium contamination. ICPMS The ICB analyzed 8/23/11/11 had thallium detected at 0.319ug/L. The thallium results for	LCG Table 7 < 5x = U

Project Number: 030240.0006
Sample Event: July 2011
Data Reviewer/Date: Angye Dragotta/ September 29, 2011

SDG: 240-2555-1 R0
Analysis: SW846 6010B/6020

Review Questions:	Yes	No	N/A	Comments	Qual/Criteria
				samples FWGLL12mw-189c-1791-GF, FWGLL3mw-241c-1777-GF, FWGLL3mw-236c-1775-GF and FWGEQUIPRinse4-1808-GW were qualified "U" as the detected concentrations were <5x the thallium contamination. No qualifications were made for ICP or ICPMS due to negative blanks greater than ½ MRL, since the LCG doesn't specifically address negative blank values.	
15. Were CCVs analyzed every 10 samples and at the end of the analytical sequence?	✓				LCG Table 7
16. Were CCV results within 90 to 110%?	✓				LCG Table 7 >110%=J, <85%=J/R 90-85%=J/UJ;
17. Were the CCBs run every 10 samples and at the end of the analytical sequence? Were results <1/2 the MRL?		✓		ICP The CCBs analyzed 8/16/11 had potassium detected from 151ug/L to 170ug/L. The potassium result for sample FWGEQUIPRinse4-1808-GW, was qualified "U" as the detected concentration was <5x the potassium contamination. ICPMS The CCBs analyzed 8/23/11 had detected thallium from 0.319ug/L to 0. 552ug/L, sodium from 46.8ug/L to 57.4/L, iron from 30.3ug/L to 34.2ug/L and antimony from 0.188ug/L to 0.328ug/L. No additional qualifications were made for thallium other than those made for the ICB contamination. The antimony results for samples FWGLL12mw-189c-1791-GF and FWGEQUIPRinse4-1808-GW were qualified "U" as the detected concentrations were <5x the blank contamination. The sodium result for sample FWGEQUIPRinse4-1808-GW was qualified "U" as the detected concentration was <5x the blank contamination The iron result for sample FWGLL3mw-241c-1777-GF was qualified "U" as the detected concentration was <5x the blank contamination No qualifications were made for ICP or ICPMS due to negative blanks greater than ½ MRL, since the LCG doesn't specifically address negative blank values.	LCG Table 7 <5x = U
18. Was an Interelement Check Standard run at the beginning of the analytical sequence?	✓				LCG Table 7
19. Was the ICS recovery within 80 to 120% of true value for each element of interest?	✓				LCG Table 7 >120%=J; 50-79%=J/UJ; <50%=Pj/R
21. Was a method blank prepared and analyzed with each batch?	✓				LCG Table 7

Ravenna, OH Data Review Checklist

Project Number: 030240.0006
Sample Event: July 2011
Data Reviewer/Date: Angye Dragotta/ September 29, 2011

SDG: 240-2555-1 R0
Analysis: SW846 6010B/6020

Review Questions:	Yes	No	N/A	Comments	Qual/Criteria
22. Were target analytes <1/2 the MRL in the method blank?		✓		ADR checked section; ICP-The method blank from batch 240-12405 had potassium detected at 151ug/L, barium at 1.26ug/L, calcium at 259ug/L, magnesium at 89.5ug/L and manganese at 0.574ug/L. The manganese and potassium results for sample FWGEQUIPRinse4-1808-GW and the barium result for FWGLL3mw-236c-1775-GF were qualified, "B". No qualifications were made for the additional method blank contaminants as they weren't detected in the associated field samples <5x contamination. ICPMS- The method blank from batch 240-12405 had sodium detected at 102ug/L and zinc at 19.7ug/L. The method blank from batch 240-13102 had zinc detected at 3.11ug/L. The sodium result for sample FWGEQUIPRinse4-1808-GW was qualified, "B". The zinc results for samples FWGLL12mw-189c-1791-GF and FWGLL3mw-241c-1777-GF were qualified "B" as the detected concentrations were <5x the zinc contamination.	LCG Table 7 <5x = B
23. Was a field blank collected and analyzed?	✓				
24. Were target analytes reported in the field blank analyses >1/2 the MRL?	✓			ADR checked section; ICPMS-The equipment rinse, FWGEQUIPRinse4-1808-GW had sodium and aluminum detected at 27ug/L, antimony at 0.13ug/L and thallium detected at 1ug/L. The thallium results for samples FWGLL12mw-189c-1791-GF, FWGLL3mw-236c-1775-GF and FWGLL3mw-241c-1777-GF were qualified "B" as the detected concentrations were <5x the thallium contamination. The aluminum results for samples FWGLL3mw-236c-1775-GF and FWGLL3mw-241c-1777-GF were qualified "B" as the detected concentrations were <5x the aluminum contamination. The antimony result for sample FWGLL12mw-189c-1791-GF was qualified "B" as the detected concentration were <5x the antimony contamination. No qualifications were required for sodium contamination, as there were no detected sodium concentrations reported for the field samples < 5x contamination.	<5x=B
25. Was a LCS prepared and analyzed with each batch?	✓				LCG Table 7
26. Were the LCS recoveries within limits specified in LCG Appendix C?	✓			Checked by ADR.	LCG Appendix C >UL=J; <60%=J/R 60%-LL= J/UJ;
27. Was a MS prepared with each batch?	✓				LCG Table 7
28. Was the MS and Lab Duplicate parent a Ravenna sample?	✓				
29. Were the MS recoveries within 75-125%?	✓				LCG Table 7 >125% = J 30% - 75% = J/UJ <30% = J/R

Ravenna, OH Data Review Checklist

Project Number: 030240.0006
Sample Event: July 2011
Data Reviewer/Date: Angye Dragotta/ September 29, 2011

SDG: 240-2555-1 R0
Analysis: SW846 6010B/6020

Review Questions:	Yes	No	N/A	Comments	Qual/Criteria
30. Was the lab sample duplicate RPD ≤20%?		✓		Checked by ADR. The lab duplicate analyzed on sample FWGEQUIPRinse4-1808-GW was above control limits for thallium with an RPD of 117%. The thallium results for samples, FWGLL12mw-189c-1791-GF, FWGLL3mw-236c-1775-GF and FWGLL3mw-241c-1777-GF were qualified as estimated, "J".	LCG Table 7 >20% = J
31. Was a Post Digestion Spike analyzed as needed? Were results within 75-125%?			✓	Matrix spike recoveries were within control limits.	LCG Table 7 >125%=J; 30-75%=J/UJ; <30%=R
32. Was a serial dilution performed as needed?	✓				
33. Was the 4 fold dilution within ± 10% of the original result?	✓				LCG Table 7 >10%=J
34. Was a field duplicate analyzed? Were the RPDs ± 30%?	✓			Checked by ADR.	QAPP Table 3-2 >30% = J
35. Were sample concentrations within calibration range?	✓				
36. Were laboratory-generated Quality Control Exception Reports issued? If yes, summarize contents.		✓			
37. Were lab comments included in report? If yes, summarize contents.	✓			See narrative.	

References:
Louisville Chemistry Guidelines (LCG), USACE June 2002 version 5; Section I "Chemical Analysis Criteria" Table 7 and Attachment A "Data Validation Guidelines:
Final Quality Assurance Project Plan (QAPP) Addendum for the Facility-Wide Groundwater Monitoring Program Ravenna Army Ammunition Plant, Ravenna, OH, Portage Environmental September 2004

Ravenna, OH Data Review Checklist

Project Number: 030240.0006
Sample Event: July 2011
Data Reviewer/Date: Angye Dragotta/ September 29, 2011

SDG: 240-2555-1 R0
Analysis: SW846 7470A

Review Questions:	Yes	No	N/A	Comments	Qual/Criteria
1. Did Chain-of-Custody information agree with laboratory report?	✓				
2. Were samples preserved properly and received in good condition?	✓				QAPP Table 4-2
3. Were holding times met?	✓				QAPP Table 4-2 J/UJ/R
4. Were sample storage requirements met?	✓				QAPP Table 4-2
5. Were QAPP specified RLs achieved?	✓				QAPP Table 3.8
6. Were all QAPP-specified target analytes reported?	✓				QAPP Table 3-8
7. Did the initial calibration curve range include 5 standards and a blank?	✓				LCG Table 9 R
8. Was the correlation coefficient ≥ 0.995 for Hg?	✓				LCG Table 9 R<0.995=J/R
9. Was a MDL Level Verification performed once per quarter with all target analytes detected?	✓			2/8/11	LCG Table 9 R
10. Was a MRL Level Verification performed at the beginning of every daily analytical sequence with 70-130%?	✓				LCG Table 9 >130%=J; 70-65%=J/UJ; <65%=J/R
11. Was the ICV analyzed after the ICAL but before samples with recoveries between 80-120%?	✓				LCG Table 9 >120%=J; 80-75%=J/UJ; <75%=J/R
12. Was the ICB analyzed after the ICAL with results <1/2 the MRL?	✓			No qualifications were made due to negative blanks greater than ½ MRL, since the LCG doesn't specifically address negative blank values.	LCG Table 9 <5x = U
13. Were the CCVs analyzed every 10 samples and at the end of the analytical sequence?	✓				LCG Table 9
14. Were CCV results within 80 to 120%?	✓				LCG Table 9 >120%=J; 80-75%=J/UJ; <75%=J/R

Ravenna, OH Data Review Checklist

Project Number: 030240.0006
Sample Event: July 2011
Data Reviewer/Date: Angye Dragotta/ September 29, 2011

SDG: 240-2555-1 R0
Analysis: SW846 7470A

Review Questions:	Yes	No	N/A	Comments	Qual/Criteria
15. Were the CCBs analyzed every 10 samples and at the end of the analytical sequence? Were results <1/2 the MRL?	✓			No qualifications were made for due to negative blanks greater than ½ MRL, since the LCG doesn't specifically address negative blank values.	LCG Table 9 <5x = U
16. Was a method blank prepared and analyzed with each batch?	✓				LCG Table 9
17. Were target analytes detected in the method blank <1/2 the MRL?	✓				LCG Table 9 <5x = B
18. Was a field blank collected and analyzed?	✓				
19. Were target analytes reported in the field blank analyses at <1/2 the MRL?	✓				<5x=B
20. Was a LCS prepared and analyzed with each batch?	✓				LCG Table 9
21. Were the LCS recoveries within 80-120%?	✓			Checked by ADR.	LCG Table 9 J>120%=J; 50-79%=J/UJ; <50%=R
22. Was a MS prepared with each batch?	✓				LCG Table 9
23. Was the MS and Lab Duplicate parent sample a Ravenna sample?	✓				
24. Were the MS recoveries within 80-120%?	✓			Checked by ADR.	LCG Table 9 >125% = J 30% - 75% = J/UJ <30% = J/R
25. Was the Matrix Duplicate RPD ± 20%?	✓			Checked by ADR.	LCG Table 9 >20% = J
26. Was a field duplicate analyzed? Were the RPDs ± 30%?	✓				QAPP Table 3-2
27. Were sample concentrations within calibration range?	✓				
28. Were laboratory-generated Quality Control Exception Reports issued? If yes, summarize contents.		✓			

Ravenna, OH Data Review Checklist

Project Number: 030240.0006
Sample Event: July 2011
Data Reviewer/Date: Angye Dragotta/ September 29, 2011

SDG: 240-2555-1 R0
Analysis: SW846 7470A

Review Questions:	Yes	No	N/A	Comments	Qual/Criteria
29. Were lab comments included in report? If yes, summarize contents.		✓			

References:

Louisville Chemistry Guidelines (LCG), USACE June 2002 version 5; Section I "Chemical Analysis Criteria" Table 9 and Attachment A "Data Validation Guidelines:

Final Quality Assurance Project Plan (QAPP) Addendum for the Facility-Wide Groundwater Monitoring Program Ravenna Army Ammunition Plant, Ravenna, OH, Portage Environmental September 2004

Additional Comments:

3-IN
METHOD BLANK
METALS - TOTAL RECOVERABLE

Lab Name: TestAmerica North Canton Job No.: 240-2555-1

SDG No.:

Concentration Units: ug/L Lab Sample ID: MB 240-12405/1-A

Instrument Code: I5 Batch No.: 12917

CAS No.	Analyte	Concentration	C	Q	Method
7440-22-4	Silver	5.0	U		6010B
7440-38-2	Arsenic	5.0	U		6010B
7440-39-3	Barium	1.26	J		6010B
7440-70-2	Calcium	259	J		6010B
7440-48-4	Cobalt	5.0	U		6010B
7440-47-3	Chromium	5.0	U		6010B
7440-50-8	Copper	5.0	U		6010B
7440-09-7	Potassium	151	J		6010B
7439-95-4	Magnesium	89.5	J		6010B
7439-96-5	Manganese	0.574	J		6010B
7440-02-0	Nickel	10	U		6010B
7439-92-1	Lead	3.0	U		6010B
7782-49-2	Selenium	5.0	U		6010B
7440-62-2	Vanadium	10	U		6010B

3-IN
METHOD BLANK
METALS - TOTAL RECOVERABLE

Lab Name: TestAmerica North Canton Job No.: 240-2555-1

SDG No.:

Concentration Units: ug/L Lab Sample ID: MB 240-12405/1-A

Instrument Code: I8 Batch No.: 13124

CAS No.	Analyte	Concentration	C	Q	Method
7429-90-5	Aluminum	50	U		6020
7440-41-7	Beryllium	1.0	U		6020
7440-43-9	Cadmium	0.50	U		6020
7439-89-6	Iron	50	U		6020
7440-36-0	Antimony	2.0	U		6020
7440-28-0	Thallium	1.0	U		6020
7440-66-6	Zinc	19.7			6020
7440-23-5	Sodium	102	J		6020

FORM III-IN

3-IN
METHOD BLANK
METALS - TOTAL RECOVERABLE

Lab Name: TestAmerica North Canton Job No.: 240-2555-1

SDG No.:

Concentration Units: ug/L Lab Sample ID: MB 240-13102/1-A

Instrument Code: I8 Batch No.: 13530

CAS No.	Analyte	Concentration	C	Q	Method
7440-66-6	Zinc	3.11	J		6020

6-IN
DUPLICATES
METALS - TOTAL RECOVERABLE

Client ID: FWGEQUIPRINSE4-1808-GW DU
Lab ID: 240-2555-4 DU
Lab Name: TestAmerica North Canton
Job No.: 240-2555-1
SDG No.:
% Solids for Sample:
% Solids for Duplicate:
Matrix: Water
Concentration Units: ug/L

Analyte	Control Limit	Sample (S)	C	Duplicate (D)	C	RPD	Q	Method
Silver	5.0	5.0	U	5.0	U	NC		6010B
Arsenic	5.0	5.0	U	5.0	U	NC		6010B
Barium	10	10	U	10	U	NC		6010B
Calcium	1000	1000	U	1000	U	NC		6010B
Cobalt	5.0	5.0	U	5.0	U	NC		6010B
Chromium	5.0	5.0	U	5.0	U	NC		6010B
Copper	5.0	5.0	U	5.0	U	NC		6010B
Potassium	1000	150	J	150	J	0.900		6010B
Magnesium	1000	1000	U	1000	U	NC		6010B
Manganese	10	0.42	J	10	U	NC		6010B
Nickel	10	10	U	10	U	NC		6010B
Lead	3.0	3.0	U	3.0	U	NC		6010B
Selenium	5.0	5.0	U	5.0	U	NC		6010B
Vanadium	10	10	U	10	U	NC		6010B
Aluminum	50	27	J	31.9	J	16.0		6020
Beryllium	1.0	1.0	U	1.0	U	NC		6020
Cadmium	0.50	0.50	U	0.50	U	NC		6020
Iron	50	50	U	50	U	NC		6020
Antimony	2.0	0.13	J	2.0	U	NC		6020
Thallium	1.0	1.0		0.273	J	117		6020
Zinc	10	10	U	10	U	NC		6020
Sodium	1000	27	J	31.4	J	14.0		6020

Calculations are performed before rounding to avoid round-off errors in calculated results.

FORM VI-IN

3-IN
INSTRUMENT BLANKS
METALS

Lab Name: TestAmerica North Canton Job No.: 240-2555-1

SDG No.:

Concentration Units: ug/L

Analyte	RL	ICBIS 240-12917/8 08/23/2011 08:18		CCB 240-12917/14 08/23/2011 08:53		CCB 240-12917/25 08/23/2011 09:58			
		Found	C	Found	C	Found	C	Found	C
Arsenic	5.0	5.0	U	5.0	U	5.0	U		
Barium	10	10	U	10	U	10	U		
Calcium	1000	1000	U	1000	U	1000	U		
Chromium	5.0	5.0	U	5.0	U	5.0	U		
Cobalt	5.0	5.0	U	5.0	U	5.0	U		
Copper	5.0	5.0	U	5.0	U	5.0	U		
Lead	3.0	3.0	U	3.0	U	3.0	U		
Magnesium	1000	1000	U	1000	U	1000	U		
Manganese	10	10	U	10	U	10	U		
Nickel	10	10	U	10	U	10	U		
Potassium	1000	151	J	144	J	145	J		
Selenium	5.0	5.0	U	5.0	U	5.0	U		
Silver	5.0	5.0	U	5.0	U	5.0	U		
Vanadium	10	10	U	10	U	10	U		

CCB ICB K
u K 2 750
Equip 4- 1808

Italicized analytes were not requested for this sequence.

3-IN
INSTRUMENT BLANKS
METALS

Lab Name: TestAmerica North Canton Job No.: 240-2555-1

SDG No.:

Concentration Units: ug/L

Analyte	RL	ICB 240-13124/6 08/23/2011 09:13		CCB 240-13124/143 08/23/2011 22:36		CCB 240-13124/155 08/23/2011 23:44		CCB 240-13124/164 08/24/2011 00:40	
		Found	C	Found	C	Found	C	Found	C
Aluminum	50	50	U	50	U	50	U	50	U
Antimony	2.0	2.0	U	0.188	J	0.204	J	0.328	J
Beryllium	1.0	1.0	U	1.0	U	1.0	U	1.0	U
Cadmium	0.50	0.50	U	0.50	U	0.50	U	0.136	J
Iron	50	50	U	30.3	J	30.5	J	34.2	J
Sodium	1000	1000	U	46.8	J	50.2	J	57.4	J
Thallium	1.0	0.319	J	0.487	J	0.540	J	0.552	J
Zinc	10	10	U	10	U	10	U	10	U

TI
12-189-1791
Equip 4-1808
3-241-177
3-236-1775

Sb < 1.65
12-189-1791
Eq 4-1808

Iron < 171
3-241-177

Na < 287
Equip 4-1808

Italicized analytes were not requested for this sequence.

Ravenna, OH Data Review Checklist

Project Number: 030240.0006
Sample Event: July 2011
Data Reviewer/Date: Angye Dragotta/ September 29, 2011

SDG: 240-2555-1 R0
Analysis: SW846 7196A

Review Questions:	Yes	No	N/A	Comments	QUAL/Criteria
1. Did Chain-of-Custody information agree with laboratory report?	✓				
2. Were samples preserved properly and received in good condition?	✓				
3. Were holding times met?	✓				J/UJ/R
4. Were sample storage requirements met?	✓				
5. Does the initial calibration curve consist of at least 3 standards and one blank?	✓				
6. Was a MRL Level Verification performed at the beginning of every daily sequence? Were results within 70-130%?		✓		MRL check not analyzed, however not required by the lab and LCG does not specifically address hexavalent chromium analysis. Sample results qualified as estimated, "UJ".	>130%=J; 65-70%=J/UJ; <65%=J/R
7. Was the ICB analyzed after the ICV with results <1/2 the MRL?	✓				< 5x = U
8. Was a CCV run at the beginning and end of the analytical sequence?	✓				
9. Were the CCV results 90-110%?	✓				>110%=J; <90%=J/UJ;
10. Was a method blank prepared and analyzed with each batch?	✓				
11. Were target analytes detected in the method blank?		✓		Checked by ADR.	LCG Table 10 <5x=B
12. Was a field blank collected and analyzed?	✓				
13. Were target analytes in the field blank analyses <1/2 the MRL?	✓				<5x=B
14. Was a field duplicate analyzed? Were the RPDs ≤30%?	✓			Checked by ADR.	>30% = J
15. Was an LCS prepared and analyzed with each batch?	✓				
16. Were the LCS recoveries within lab limits%?	✓			Checked by ADR.	>UL=J; <LL=J/UJ;
17. Was a MS prepared once per every 10 samples?	✓				LCG Table 10

Ravenna, OH Data Review Checklist

Project Number: 030240.0006
Sample Event: July 2011
Data Reviewer/Date: Angye Dragotta/ September 29, 2011

SDG: 240-2555-1 R0
Analysis: SW846 7196A

Review Questions:	Yes	No	N/A	Comments	QUAL/Criteria
18. Was the MS parent a Ravenna sample?	✓				
19. Were MS recoveries within lab limits%?	✓				>UL=J; <LL=J/UJ;
20. Were reported sample concentrations within calibration range?	✓				
21. Were laboratory-generated Quality Control Exception Reports issued?		✓			
22. Were lab comments included in report? If yes, summarize contents.	✓				

References: Louisville Chemistry Guidelines (LCG), USACE June 2002 version 5; Section I "Chemical Analysis Criteria" Table 10 and Attachment A "Data Validation Guidelines: Final Quality Assurance Project Plan (QAPP) Addendum for the Facility-Wide Groundwater Monitoring Program Ravenna Army Ammunition Plant, Ravenna, OH, Portage Environmental September 2004

Ravenna, OH Data Review Checklist

Project Number: 030240.0006
Sample Event: July 2011
Data Reviewer/Date: Angye Dragotta/ September 30, 2011

SDG: 240-2555-1 R0
Analysis: SW846 8330 Explosives

Review Questions:	Yes	No	N/A	Comments	QUAL/Criteria
1. Did Chain-of-Custody information agree with laboratory report?	✓				
2. Were samples preserved properly and received in good condition?	✓				QAPP Table 4-2
3. Were holding times met?	✓				QAPP Table 4-2 J/UJ/R
4. Were sample storage requirements met?	✓				QAPP Table 4-2
5. Were QAPP specified PQLs achieved?	✓				QAPP Tale 3-7
6. Were all QAPP-specified target analytes reported?	✓				QAPP Table 3-7
7. Was a MDL Level Verification analyzed once per quarter with all target analytes detected?	✓			8/12/2011 LC10 8/13/2011 LC12	LCG Table 5 R
8. Was a MRL Level verification run at the beginning and end of every daily sequence or every 12 hours? Was the %D < 30%?	✓				LCG Table 5 >30%=J
9. Does the initial calibration curve consist of 5 concentration levels? (6 stds for quadratic curves)	✓			LC10 7/23/11 LC12 8/8/2011 - 2-nitrotoluene co eluted with 4-nitrotoluene. LC12 is used for confirmation, so no qualification was made.	STL SOP Section 10.2, LCG R
10. Were all target analytes %RSD ≤ 20%? OR was the average RSD ≤ 20%?	✓				LCG Table 5 >20% RSD=J/R
11. If a linear regression curve was used, was the correlation coefficient r≥0.995? (0.990 for Quadratic curve).			✓		STL SOP Section 10.4, LCG R<0.99=-J/R
12. Was a second source verification (ICV) analyzed after the ICAL and all analytes 85-115%?	✓			LC10 7/23/11 @0101 LC12 8/9/11 @0315	STL SOP Section 9.9 >115%=J; 80-85%=J/UJ; <80%=J/R
13. Was a CCV run at least every 10 samples and at the end of the analytical run?	✓				STL SOP Section 10.9
14. Was the average %D (difference or drift) for all target analytes < 15%?	✓				LCG Table 5 D>15% (neg) = J/R D>15% (pos) = J
15. Was a method blank prepared and analyzed with each batch?	✓				LCG Attachment A Section 5.6
16. Were target analytes in the method blank <1/2 the MRL?	✓			Checked by ADR.	LCG Table 5 <5x = B

Ravenna, OH Data Review Checklist

Project Number: 030240.0006
Sample Event: July 2011
Data Reviewer/Date: Angye Dragotta/ September 30, 2011

SDG: 240-2555-1 R0
Analysis: SW846 8330 Explosives

Review Questions:	Yes	No	N/A	Comments	QUAL/Criteria
17. Was a field blank collected and analyzed?	✓				
18. Were target analytes in the field blank analyses < ½ the MRL?		✓		Checked by ADR. 1,3,5-trinitrobenzene was detected in FWGEQUIPRinse4-1808-GW at 0.062ug/Land 1,3-dinitrobenzene at 0.061ug/L. The 1,3,5-trinitrobenzene results for samples FWGLL12mw-189c-1791-GW and FWGLL3mw-236c-1775-GW and the 1,3-dinitrobenzene result for sample FWGLL3mw-236c-1775-GW were qualified, "B", as the detected results were <5x the contamination detected in the equipment rinse.	<5x=B
19. Was a field duplicate analyzed? Were the RPDs ≤30%?	✓				QAPP Table 3-2 RPD >30=J
20. Were all positive results confirmed with a second column confirmation? Were the RPDs ≤ 40%?		✓		The confirmation column RPD was above control limits for HMX in sample FWGLL3mw-241c-1777-GW. The HMX result for sample FWGLL3mw-241c-1777-GW was qualified as estimated, "J".	LCG Table 5 RPD>40%=J
21. Was an LCS prepared and analyzed with each batch?	✓				STL SOP Section 9.6
22. Were the LCS recoveries within limits specified in LCG Appendix C?	✓			Checked by ADR.	LCG Appendix C <UL=J; 30-LL=J/UJ; <30%=J/R
23. Was a MS/MSD pair prepared with each batch?	✓				STL SOP Section 9.7
24. Was the MS/MSD parent a Ravenna sample?	✓				
25. Were MS/MSD recoveries 40-140% and RPD ≤20%?	✓				QAPP Table 3-2 Pj
27. Were reported sample concentrations within calibration range?	✓				
28. Were lab comments included in report? If yes, summarize contents.	✓			See narrative.	

References: Louisville Chemistry Guidelines (LCG), USACE June 2002 version 5; Section I "Chemical Analysis Criteria" Table 5 and Attachment A "Data Validation Guidelines,Final Quality Assurance Project Plan (QAPP) Addendum for the Facility-Wide Groundwater Monitoring Program Ravenna Army Ammunition Plant, Ravenna, OH, Portage Environmental September 2004 ,STL SOP SAC-LC-0009 Rev. 2.0- Determination of Nitroaromatic, Nitramines, and Specialty Explosives Based on Method 8330, SW-846.

TestAmerica North Canton

Client Sample ID: FWGLL3mw-241C-1777-GW

HPLC

Lot-Sample #...: G1H080421-003 Work Order #...: MLF4A1AA Matrix.....: WATER
Date Sampled...: 08/04/11 Date Received..: 08/06/11
Prep Date.....: 08/10/11 Analysis Date..: 08/17/11
Prep Batch #...: 1222148
Dilution Factor: 1.04 Method.....: SW846 8330/8330A

PARAMETER	RESULT	REPORTING LIMIT	UNITS	MDL
1,3,5-Trinitrobenzene	4.1	0.10	ug/L	0.031
1,3-Dinitrobenzene	ND	0.10	ug/L	0.052
2-Amino-4,6-dinitrotoluene	3.8	0.10	ug/L	0.10
2,4,6-Trinitrotoluene	3.4	0.10	ug/L	0.052
2,4-Dinitrotoluene	0.095 J	0.10	ug/L	0.052
2,6-Dinitrotoluene	0.091 J	0.10	ug/L	0.052
2-Nitrotoluene	ND	0.52	ug/L	0.092
3-Nitrotoluene	ND	0.52	ug/L	0.059
4-Amino-2,6-dinitrotoluene	3.8	0.10	ug/L	0.052
4-Nitrotoluene	ND	0.52	ug/L	0.092
HMX	0.52 PG	0.10	ug/L	0.037
Nitrobenzene	ND	0.10	ug/L	0.052
Nitroglycerin	ND	0.68	ug/L	0.34
RDX	1.5	0.10	ug/L	0.037
PETN	ND	0.68	ug/L	0.31
Tetryl	ND	0.10	ug/L	0.052

SURROGATE	PERCENT RECOVERY	RECOVERY LIMITS
3,4-Dinitrotoluene	118	(50 - 150)

NOTE(S):

J Estimated result. Result is less than RL.

PG The percent difference between the original and confirmation analyses is greater than 40%.

TestAmerica West Sacramento

A-000042.D

Chromatography Summary

Injection Date: 8/17/2011 22:21 Operator: VN

DataFile: LC10.I\08162011.B\A-000042.D Vial Num: 45

Method 8330 Target Analyte Results

Instrument ID: LC10

Sample : **MLF4A1AA 1222148 G1H080421-3**

Method File: LC10.I\08162011.B\8330AB.M

Start Cal Date: 7/22/2011 18:21 End Cal Date: 7/22/2011 23:01

Dilution Factor	Extract Volume	Sample Volume	Sample Weight
1X	20 mL	960.99 mL	0 g

Matrix: WATER SubList: WATER.sub SpikeList:

Samp. Info: MLF4A1AA 1222148 G1H080421-3,0;

Misc. Info: ,;960.99;;20,1,WATER.sub;;0,1;

	Synergi Hydro-RP C18(250nm-265nm)					Synergi Hydro-RP C18(358nm-205nm)							
Compound Name	RT	Diff	Response	Conc (ug/L)	Flag	RT	Diff	Response	Conc (ug/L)	Flag	MDL	RL	Flag
3,4-Dinitrotoluene	16.15	0.033	9591	3.0610<	wnt Pb	16.15	0.039	18259	3.1580		0.0000	0.00	
HMX	5.22	0.016	3368	0.5222<							0.0281	0.10	45
RDX	7.41	0.033	6898	1.5450<	cont.						0.0676	0.10	45
Picric ACID											0.1301	1.04	
1,3,5-Trinitrobenzene	9.68	0.023	34750	4.1320<	cont.						0.0323	0.10	45
1,3-Dinitrobenzene											0.0520	0.10	
TETRYL											0.0520	0.10	
Nitrobenzene											0.0520	0.10	
2,4,6-Trinitrotoluene	15.29	0.026	16184	3.4090<	cont.						0.0250	0.10	45
4-AM-2,6-DNT	15.77	0.003	16054	3.8430<							0.0229	0.10	45
2-AM-4,6-DNT	16.73	0.023	17230	3.8050<							0.1041	0.21	45
2,6-Dinitrotoluene	18.21	0.053	292	0.0907<							0.0520	0.10	45
2,4-Dinitrotoluene	18.81	0.036	507	0.0955<							0.0520	0.10	45
2-Nitrotoluene											0.0749	0.52	
4-Nitrotoluene											0.0749	0.52	
3-Nitrotoluene											0.0645	0.52	
Nitroglycerin											0.3434	0.68	
PETN											0.3122	0.68	
3,5-Dinitroaniline	12.96	0.023	4165	0.7575<	NA						0.0260	1.04	45

M 8/24/11

Surrogates:	Spiked	Recovered	%Rec	Spiked	Recovered	%Rec	Limits
3,4-Dinitrotoluene	2.6015	3.0610	118	2.6015	3.1580	121	(79-111)

Notes:
M = Manually Integrated
D = Operator Disabled Result
O = Over Calibration Range

Signals Differ by More Than 40%
Signals Differ by More Than 50%

Printed: 8/18/2011 5:05 PM

TestAmerica West Sacramento

C-000007.D

Chromatography Summary

Injection Date: 8/19/2011 0:31 Operator: VN

DataFile: LC12.B\08182011 B\C-000007.D Vial Num: 13

Method 8330 Target Analyte Results

Instrument ID: LC12

Sample : **MLF4A1AA 1222148 G1H080421-3**

Method File: LC12.B\08182011.B\8330CNAB.M

Start Cal Date: 8/8/2011 16:22 End Cal Date: 8/12/2011 1:46

Dilution Factor	Extract Volume	Sample Volume	Sample Weight
1X	20 mL	960.99 mL	0 g

Matrix: WATER SubList: WATER sub SpikeList:

Samp. Info: MLF4A1AA 1222148 G1H080421-3,0,

Misc. Info: ;;960.99,,20,1,WATER sub;;0;1;

	LC12					Column2							
Compound Name	RT	Diff	Response	Conc (ug/L)	Flag	RT	Diff	Response	Conc (ug/L)	Flag	MDL	RL	Flag
3,4-Dinitrotoluene	37.93	0.072	6203	2.6060<							0.0000	0.00	45
HMX	41.90	0.042	791	0.2450<							0.0281	0.10	45
RDX	31.37	0.072	3306	1.3850<							0.0676	0.10	45
Picric ACID											0 1301	1.04	
1,3,5-Trinitrobenzene	27.10	0.009	16051	4.0520<							0.0323	0.10	45
1,3-Dinitrobenzene											0.0520	0 10	
TETRYL											0 0520	0.10	
Nitrobenzene	21.87	-0.098	2931	1.2460<							0.0520	0.10	45
2,4,6-Trinitrotoluene	39.86	0.022	12793	3.4050<							0.0250	0.10	45
4-AM-2,6-DNT	36.14	0.095	12462	3.8830<							0.0229	0.10	45
2-AM-4,6-DNT	35.53	0.052	14508	3.8870<							0.1041	0.21	45
2,6-Dinitrotoluene											0 0520	0 10	
2,4-Dinitrotoluene	32.14	-0.158	1085	0.2386<							0.0520	0.10	45
2-Nitrotoluene											0.0749	0.52	
4-Nitrotoluene											0.0749	0.52	
3-Nitrotoluene											0.0645	0 52	
Nitroglycerin											0 3434	0.68	
PETN											0.3122	0.68	
3,5-Dinitroaniline	30.73	0 065	2968	0.7368<							0 0260	1.04	45

Surrogates:	Spiked	Recovered	%Rec	Spiked	Recovered	%Rec	Limits
3,4-Dinitrotoluene	2.6015	2.6060	100	2.6015		0	(48-143)

Notes.

M = Manually Integrated

D = Operator Disabled Result

O = Over Calibration Range

Signals Differ by More Than 40%

Signals Differ by More Than 50%

Printed: 8/22/2011 7:34 PM

Ravenna, OH Data Review Checklist

Project Number: 030240.0006
Sample Event: July 2011
Data Reviewer/Date: Angye Dragotta/ September 30, 2011

SDG: 240-2555-1 R0
Analysis: SW846 8330M Nitroguanadine

Review Questions:	Yes	No	N/A	Comments	QUAL/Criteria
1. Did Chain-of-Custody information agree with laboratory report?	✓				
2. Were samples preserved properly and received in good condition?	✓				QAPP Table 4-2
3. Were holding times met?	✓			Checked by ADR.	QAPP Table 4-2 J/UJ/R
4. Were sample storage requirements met?	✓				QAPP Table 4-2
5. Were QAPP specified PQLs achieved?	✓				QAPP Tale 3-7
6. Were all QAPP-specified target analytes reported?	✓				QAPP Table 3-7
7. Was a MDL Level Verification analyzed once per quarter with all target analytes detected?	✓			8/10/2011	LCG Table 5 R
8. Was a MRL Level verification run at the beginning and end of every daily sequence or every 12 hours? Was the %D < 30%?	✓				LCG Table 5 >30%=J
9. Does the initial calibration curve consist of 5 concentration levels? (6 stds for quadratic curves)	✓			Varian Star #1 ICAL: 1/24/11 Stds: 20, 50, 100, 200, 500, 1000	STL SOP Section 10.2, LCG R
10. Were all target analytes %RSD ≤ 20%? OR was the average RSD < 20%?	✓				LCG Table 5 >20% RSD=J/R
11. If a linear regression curve was used, was the correlation coefficient r≥0.995? (0.990 for Quadratic curve)	✓			Linear fit used. No qualifications were made as r>0.995.	STL SOP Section 10.4, LCG R<0.99=-J/R
12. Was a second source verification (ICV) analyzed after the ICAL and all analytes 85-115%?	✓			1/24/11 @ 1328	STL SOP Section 9.9 >115%=J; 80-85%=J/UJ; <80%=J/R
13. Was a CCV run at least every 10 samples and at the end of the analytical run?	✓				STL SOP Section 10.9
14. Was the average %D (difference or drift) for all target analytes < 15%?	✓				LCG Table 5 D>15% (neg) = J/R D>15% (pos) = J
15. Was a method blank prepared and analyzed with each batch?	✓				LCG Attachment A Section 5.6
16. Were target analytes reported in the method blank <1/2 the MRL?	✓				LCG Table 5 <5x = B

Ravenna, OH Data Review Checklist

Project Number: 030240.0006
Sample Event: July 2011
Data Reviewer/Date: Angye Dragotta/ September 30, 2011

SDG: 240-2555-1 R0
Analysis: SW846 8330M Nitroguanadine

Review Questions:	Yes	No	N/A	Comments	QUAL/Criteria
17. Was a field blank collected and analyzed?	✓				
18. Were target analytes reported in the field blank analyses < ½ the MRL?	✓				<5x=B
19. Was a field duplicate analyzed? Were the RPDs ≤30%?	✓				QAPP Table 3-2 RPD >30=J
20. Were all positive results confirmed with a second column confirmation? Was the RPD ≤ 40%?			✓	No detections above the reporting limit.	LCG Table 5 RPD>40%=J
21. Was an LCS prepared and analyzed with each batch?	✓				STL SOP Section 9.6
22. Were the LCS recoveries within limits specified in LCG Appendix C?	✓				LCG Appendix C <UL=J; 30-LL=J/UJ; <30%=J/R
23. Was a MS/MSD pair prepared with each batch?	✓				STL SOP Section 9.7
24. Was the MS/MSD parent a Ravenna sample?	✓				
25. Were MS/MSD recoveries 40-140% and RPD ≤20%?	✓				QAPP Table 3-2 Pj
27. Were reported sample concentrations within calibration range?	✓				
28. Were laboratory-generated Quality Control Exception Reports issued? If yes, summarize contents.		✓			
29. Were lab comments included in report? If yes, summarize contents.		✓			

References: Louisville Chemistry Guidelines (LCG), USACE June 2002 version 5; Section I "Chemical Analysis Criteria" Table 5 and Attachment A "Data Validation Guidelines.

Final Quality Assurance Project Plan (QAPP) Addendum for the Facility-Wide Groundwater Monitoring Program Ravenna Army Ammunition Plant, Ravenna, OH, Portage Environmental September 2004

STL SOP SAC-LC-0010 "Determination of Nitroguanidine Based on Method 8330, SW-846" April 2007, revision 2.0

Additional Comments:

Ravenna, OH Data Review Checklist

Project Number: 030240.0006
Sample Event: July 2011
Data Reviewer/Date: Angye Dragotta/ September 30, 2011

SDG: 240-2555-1 Rev 0
Analysis: EPA 353.2

Review Questions:	Yes	No	N/A	Comments	Qual/Crtieria
1. Did Chain-of-Custody information agree with laboratory report?	✓				
2. Were samples preserved properly and received in good condition?	✓				QAPP Table 4-2
3. Were holding times met?	✓				QAPP Table 4-2 J/UJ/R
4. Were sample storage requirements met?	✓				QAPP Table 4-2
5. Were QAPP specified RLs achieved?	✓				QAPP Table 3-9
6. Were all QAPP-specified target analytes reported?	✓				QAPP Table 3-9
7. Was the Linear Calibration Range verified using 3 standards and 1 blank? Was the ICV within 10% of the initial values?	✓				Method EPA 353.2 Section 9.2.2 J
8. Were the calibration standards verified by preparation and analysis of a Quality Control Sample? Were results within 10% of the stated values?	✓				Method EPA 353.2 Section 9.2.3 Pj
9. Was an Instrument Performance Check Solution (CCV) analyzed immediately following daily calibration, after every 10th sample, and at the end of the analytical sequence, with recoveries 90-110%?	✓				Method EPA 353.2 Section 9.3.4
10. Was a method blank prepared and analyzed with each batch?	✓				Method EPA 353.2 Section 9.3.1, 9.3.4
11. Were target analytes detected in the method blank or calibration blank >1/2 the MRL?		✓		ADR checked section;	LCG Attachment A Section 11, *<5x = B*
12. Was a field blank (trip or equipment) collected and analyzed at the required frequency stated in the site-specific FSP?	✓				
13. Were target analytes reported in the field blank analyses (trip or equipment) >1/2 the MRL?	✓			ADR checked section; Nitrate as N was detected in the field blank, FWGEQUIPRinse4-1808-GW at 0.014mg/L. The nitrate as N results for sample FWGLL12mw-189c-1791-GW was qualified, "B".	*<5x=U*
14. Was a field duplicate analyzed? Were the RPDs acceptable?	✓				
15. Was an LCS prepared and analyzed with each batch? Was the LCS recovery within 90-110%?	✓			Only a LCS is required.	Method EPA 353.2 Section 9.3.3 J/UJ; <50%= R
16. Was a MS/MSD pair prepared with each batch?	✓				*Method EPA 353.2* *Section 9.4.1*

Project Number: 030240.0006
Sample Event: July 2011
Data Reviewer/Date: Angye Dragotta/ September 30, 2011

SDG: 240-2555-1 Rev 0
Analysis: EPA 353.2

Review Questions:	Yes	No	N/A	Comments	Qual/Crtieria
17. Was the MS/MSD parent sample a Ravenna sample?	✓				
18. Were MS/MSD recoveries and RPD within acceptance criteria?		✓		ADR checked section. The matrix spike and matrix spike duplicate recovered below control limits at 75% and 79% for the spike analysis performed on sample FWGLL12mw-189C-1791-GW. The nitrate-nitrite results for FWGEQUIPRinse4-1808-GW and FWGLL12mw-189C-1791-GW were qualified as estimated, "UJ/J".	*Method EPA 353.2 Section 9.4.2 Pj*
19. Were sample concentrations within calibration range?	✓				
20. Were laboratory-generated Quality Control Exception Reports issued? If yes, summarize contents.		✓			
21. Were lab comments included in report? If yes, summarize contents.	✓				

References: Louisville Chemistry Guidelines (LCG), USACE June 2002 version 5

Final Quality Assurance Project Plan (QAPP) Addendum for the Facility-Wide Groundwater Monitoring Program Ravenna Army Ammunition Plant, Ravenna, OH, Portage Environmental September 2004

Additional Comments:

Ravenna, OH Data Review Checklist

Project Number: 030240.0006
Sample Event: July 2011
Data Reviewer/Date: Angye Dragotta/ September 30, 2011

SDG: 240-2555-1 Rev 0
Analysis: TAL SOP WS-WC-0050

Review Questions:	Yes	No	N/A	Comments	Qualifier
1. Did Chain-of-Custody information agree with laboratory report?	✓				
2. Were samples preserved properly and received in good condition?	✓				QAPP Table 4-2
3. Were holding times met?	✓				QAPP Table 4-2 J/UJ/R
4. Were sample storage requirements met?	✓				QAPP Table 4-2
5. Were QAPP specified RLs achieved?	✓				QAPP Table 3.7
6. Were all QAPP-specified target analytes reported?	✓				QAPP Table 3.7
7. Was Acetone used to extract the samples? Was the Acetone evaporated using Nitrogen?	✓				STL SOP Sections 11.4
8. Does the initial calibration curve consist of 5 concentration levels with the low standard near but > MDL?	✓			Instrument FS4; ICAL 8/18/11 Stds- 0, 0.05, 0.2, 0.4, 1, 2	STL SOP Section 10.2 R
9. Was the correlation coefficient >0.995?	✓				STL SOP Section 10.2
10. Was a MRL Level Verification run at the beginning and end of every daily sequence or every 12 hours? Was the %D <30%?	✓				LCG Table 5 >30%=J
11. Was a second source verification (ICV) analyzed after the ICAL? Were all analytes 90-110%?	✓				STL SOP Section 9.8, 10.3, LCG >110%=J; 90-85%=J/UJ; <85%=J/R
12. Was the ICB analyzed after the ICV with results <1/2 the MRL?	✓				STL SOP Section 9.8, LCG ,< 5x = U
13. Was a CCV run every 10 samples and at the end of the analytical run?	✓				STL SOP Section 10.4
14. Was the ICV and CCV a mid-level standard from the initial calibration curve?	✓				STL SOP Section 10.3.1
15. Were all CCV calibration analytes within 90-110%?	✓				STL SOP Section 10.4, LCG >110%=J; 85-90%=J/UJ; <85%=J/R
16. Was the ICB analyzed after the ICV with results <1/2 the MRL?	✓				STL SOP Section 10.4, LCG, < 5x = U

Ravenna, OH Data Review Checklist

Project Number: 030240.0006
Sample Event: July 2011
Data Reviewer/Date: Angye Dragotta/ September 30, 2011

SDG: 240-2555-1 Rev 0
Analysis: TAL SOP WS-WC-0050

Review Questions:	Yes	No	N/A	Comments	Qualifier
17. Was the Nitrocellulose assay available and/or analyzed to be within 10%?	✓				STL SOP Section 7.14.1, R
18. Was a method blank prepared and analyzed with each batch?	✓				
19. Were target analytes reported in the method blank <1/2 the MRL?	✓			ADR checked section.	STL SOP Section 9.4, LCG, *<5x=B*
20. Was a field blank collected and analyzed?	✓				
21. Were target analytes reported in the field blank analyses <1/2 the MRL?	✓				<5x=B
22. Was a field duplicate analyzed? Were the RPDs ≤30%?	✓			ADR checked section.	QAPP Table 3-2 RPD > 30% = J
23. Was an LCS prepared and analyzed with each batch? Was the LCS recovery within lab's in-house limits% (26-144%)?	✓				>UL%=J; 50-LL%=J/UJ; <50%=J/R
24. Was a MS/MSD pair prepared with each batch?	✓				
25. Was the MS/MSD parent a Ravenna sample?	✓				
26. Were MS/MSD recoveries 26-144% and RPD ≤20?	✓			ADR checked section.	Method EPA 353.2 Section 9.4.2 >UL%=J; <LL%=J/UJ; RPD>20%=J/UJ
27. Were sample concentrations within calibration range?	✓				
28. Were laboratory-generated Quality Control Exception Reports issued? If yes, summarize contents.		✓			
30. Were lab comments included in report? If yes, summarize contents.		✓			

References: *STL SOP SAC-WC-0050 "Preparation and Analysis of Nitrocellulose in Aqueous and Soil/Sediment Samples by Colorimetric Autoanalyzer", Jan 2007, rev. 2.0*

Louisville Chemistry Guidelines (LCG), USACE June 2002 version 5

Final Quality Assurance Project Plan (QAPP) Addendum for the Facility-Wide Groundwater Monitoring Program Ravenna Army Ammunition Plant, Ravenna, OH, Portage Environmental September 2004

Appendix 2

Overall Qualified Results

Analytical Method	Field Sample ID	Matrix	Sample Type	Analyte	RL	Lab Result	Unc / Error	Overall Qualifier	Units	Reason Code
SDG: 240-2555-1										
353.2	FWGEQUIPRINSE4-1808-GW	AQ	EB							
				Nitrate as N (NO3-N)	0.10	0.014B		J	mg/L	Ms, Rl
353.2	FWGLL12mw-189C-1791-GW	AQ	N							
				Nitrate as N (NO3-N)	0.10	0.047B		JB	mg/L	Eb, Ms
6010B	FWGEQUIPRINSE4-1808-GW	AQ	EB							
				MANGANESE	10	0.42J B		B	ug/L	Mb
				Potassium	1000	150J B		UB	ug/L	Mb, Cb
6010B	FWGLL12mw-189C-1791-GF	AQ	N							
				COBALT	5.0	1.7J		J	ug/L	Rl
6010B	FWGLL3mw-236C-1775-GF	AQ	N							
				BARIUM	10	3.0J B		B	ug/L	Mb
6010B	FWGLL3mw-241C-1777-GF	AQ	N							
				BARIUM	10	8.3J B		J	ug/L	Rl
6020	FWGEQUIPRINSE4-1808-GW	AQ	EB							
				ALUMINUM	50	27J		J	ug/L	Rl
				ANTIMONY	2.0	0.13J		U	ug/L	Cb
				SODIUM	1000	27J B		UB	ug/L	Mb, Cb
				THALLIUM	1.0	1.0		JB	ug/L	Ld, Cb
6020	FWGLL12mw-189C-1791-GF	AQ	N							
				ANTIMONY	2.0	0.23J		UB	ug/L	Eb, Cb
				THALLIUM	1.0	1.2		UJB	ug/L	Eb, Ld, Cb
				ZINC	10	14B		B	ug/L	Mb
6020	FWGLL3mw-236C-1775-GF	AQ	N							
				ALUMINUM	50	40J		B	ug/L	Eb
				THALLIUM	1.0	0.38J		UJB	ug/L	Eb, Ld, Cb

N = Normal Sample ***TB = Trip Blank***
FD = Field Duplicate ***FB = Field Blank***

Overall Qualified Results

Analytical Method	Field Sample ID	Matrix	Sample Type	Analyte	RL	Lab Result	Unc / Error	Overall Qualifier	Units	Reason Code
SDG: 240-2555-1										
6020	FWGLL3mw-241C-1777-GF	AQ	N							
				ALUMINUM	50	40J		B	ug/L	Eb
				IRON	50	100		U	ug/L	Cb
				THALLIUM	1.0	0.57J		UJB	ug/L	Eb, Ld, Cb
				ZINC	10	6.3J B		B	ug/L	Mb
7196A	FWGEQUIPRINSE4-1808-GW	AQ	EB							
				Hexavalent chromium	0.020	0.020U		UJ	mg/L	ProfJudg
7196A	FWGLL12mw-189C-1791-GF	AQ	N							
				Hexavalent chromium	0.020	0.020U		UJ	mg/L	ProfJudg

N = Normal Sample ***TB = Trip Blank***
FD = Field Duplicate ***FB = Field Blank***

Overall Qualified Results

Analytical Method	Field Sample ID	Matrix	Sample Type	Analyte	RL	Lab Result	Unc / Error	Overall Qualifier	Units	Reason Code
SDG: 240-2555-1										
8081A	FWGLL12mw-189C-1791-GW	AQ	N							
				4,4'-DDD	0.031	0.031U		UJ	ug/L	Surr
				4,4'-DDE	0.031	0.031U		UJ	ug/L	Surr
				4,4'-DDT	0.031	0.031U		UJ	ug/L	Surr
				ALDRIN	0.031	0.031U		UJ	ug/L	Surr
				ALPHA-BHC	0.031	0.031U		UJ	ug/L	Surr
				alpha-Chordane	0.031	0.031U		UJ	ug/L	Surr
				BETA-BHC	0.031	0.031U		UJ	ug/L	Surr
				DELTA-BHC	0.031	0.031U		UJ	ug/L	Surr
				DIELDRIN	0.031	0.031U		UJ	ug/L	Surr
				ENDOSULFAN I	0.026	0.026U		UJ	ug/L	Surr
				ENDOSULFAN II	0.026	0.026U		UJ	ug/L	Surr
				ENDOSULFAN SULFATE	0.031	0.031U		UJ	ug/L	Surr
				ENDRIN	0.031	0.031U		UJ	ug/L	Surr
				ENDRIN ALDEHYDE	0.031	0.031U		UJ	ug/L	Surr
				ENDRIN KETONE	0.031	0.031U		UJ	ug/L	Surr
				GAMMA-BHC	0.031	0.031U		UJ	ug/L	Surr
				GAMMA-CHLORDANE	0.031	0.031U		UJ	ug/L	Surr
				HEPTACHLOR	0.031	0.031U		UJ	ug/L	Surr
				HEPTACHLOR EPOXIDE	0.031	0.031U		UJ	ug/L	Surr
				METHOXYCHLOR	0.10	0.10U		UJ	ug/L	Surr
				TOXAPHENE	2.1	2.1U		UJ	ug/L	Surr
8082	FWGLL12mw-189C-1791-GW	AQ	N							
				AROCLOR 1016	0.52	0.52U		UJ	ug/L	Surr
				AROCLOR 1221	0.52	0.52U		UJ	ug/L	Surr
				AROCLOR 1232	0.52	0.52U		UJ	ug/L	Surr
				AROCLOR 1242	0.52	0.52U		UJ	ug/L	Surr
				AROCLOR 1248	0.52	0.52U		UJ	ug/L	Surr
				AROCLOR 1254	0.52	0.52U		UJ	ug/L	Surr
				AROCLOR 1260	0.52	0.52U		UJ	ug/L	Surr

N = Normal Sample ***TB = Trip Blank***
FD = Field Duplicate ***FB = Field Blank***

Overall Qualified Results

Analytical Method	Field Sample ID	Matrix	Sample Type	Analyte	RL	Lab Result	Unc / Error	Overall Qualifier	Units	Reason Code
SDG: 240-2555-1										
8260B	FWGEQUIPRINSE4-1808-GW	AQ	EB							
				2-BUTANONE	10	2.1J		J	ug/L	Rl
				METHYLENE CHLORIDE	2.0	2.0U		UJ	ug/L	ProfJudg
8260B	FWGLL12mw-189C-1791-GW	AQ	N							
				ACETONE	10	3.2J		B	ug/L	Eb
				METHYLENE CHLORIDE	2.0	2.0U		UJ	ug/L	ProfJudg
8260B	FWGLL3mw-236C-1775-GW	AQ	N							
				METHYLENE CHLORIDE	2.0	2.0U		UJ	ug/L	ProfJudg
8260B	FWGLL3mw-241C-1777-GW	AQ	N							
				METHYLENE CHLORIDE	2.0	2.0U		UJ	ug/L	ProfJudg
8260B	FWGTEAM1-TRIP	AQ	TB							
				METHYLENE CHLORIDE	2.0	2.0U		UJ	ug/L	ProfJudg
8260B	FWGTEAM2-TRIP	AQ	TB							
				ACETONE	10	1.2J		J	ug/L	Rl
				METHYLENE CHLORIDE	2.0	2.0U		UJ	ug/L	ProfJudg
8260B	FWGTEAM3-TRIP	AQ	TB							
				METHYLENE CHLORIDE	2.0	2.0U		UJ	ug/L	ProfJudg
8270C	FWGEQUIPRINSE4-1808-GW	AQ	EB							
				BENZYL ALCOHOL	4.8	1.2J		J	ug/L	Rl
8270C	FWGLL12mw-189C-1791-GW	AQ	N							
				BIS(2-ETHYLHEXYL) PHTHALATE	9.6	1.3J		J	ug/L	Rl
8270C	FWGLL3mw-236C-1775-GW	AQ	N							
				BIS(2-ETHYLHEXYL) PHTHALATE	9.6	0.90J		J	ug/L	Rl
8270C	FWGLL3mw-241C-1777-GW	AQ	N							
				BIS(2-ETHYLHEXYL) PHTHALATE	10	3.3J		J	ug/L	Rl

N = Normal Sample ***TB = Trip Blank***
FD = Field Duplicate ***FB = Field Blank***

Overall Qualified Results

Analytical Method	Field Sample ID	Matrix	Sample Type	Analyte	RL	Lab Result	Unc / Error	Overall Qualifier	Units	Reason Code
SDG: 240-2555-1										
8330	FWGEQUIPRINSE4-1808-GW	AQ	EB							
				1,3,5-TRINITROBENZENE	0.098	0.062J		J	ug/L	Rl
				1,3-DINITROBENZENE	0.098	0.061J		J	ug/L	Rl
8330	FWGLL12mw-189C-1791-GW	AQ	N							
				1,3,5-TRINITROBENZENE	0.097	0.031J		B	ug/L	Eb
8330	FWGLL3mw-236C-1775-GW	AQ	N							
				1,3,5-TRINITROBENZENE	0.10	0.035J		B	ug/L	Eb
				1,3-DINITROBENZENE	0.10	0.096J		B	ug/L	Eb
8330	FWGLL3mw-241C-1777-GW	AQ	N							
				2,4-DINITROTOLUENE	0.10	0.095J		J	ug/L	Rl
				2,6-DINITROTOLUENE	0.10	0.091J		J	ug/L	Rl
				HMX	0.10	0.52PG		J	ug/L	ProfJudg
SW8330 Modified	FWGLL3mw-236C-1775-GW	AQ	N							
				Nitroguanidine	20	4.1J		J	ug/L	Rl

N = Normal Sample ***TB = Trip Blank***
FD = Field Duplicate ***FB = Field Blank***

Data Verification Summary

Site: Ravenna Army Ammunition Plant
Sampling Event: July 2011 **Date:** December 9, 2011
Sample Delivery Group: 240-2499-1 **Revision:** 1

Data Reviewer: Angye Dragotta /Environmental Quality Management, Inc. (EQM, Inc.)

QA/QC Summary

On August 3, 2011 the following samples were collected from groundwater-monitoring wells at Ravenna Army Ammunition Plant and analyzed as part of SDG 240-2499-1. Data analysis was performed by Test America, North Canton with the exception of the analytical for methods 8330, M8330, 353.2 and TALSOPWS-WC-0050. Methods 8330, M8330, 353.2 and TALSOPWS-WC-0050 were analyzed by Test America, West Sacramento.

Field Sample ID	Analytes	Method
FWGEQUIPRINSE3-1807-GW	VOCs SVOCs Pesticides PCB Explosives Nitroguanidine Nitrocellulose Nitrate/Nitrite	SW846 8260B SW846 8270C SW846 8081A SW846 8082 SW846 8330 SW846 M8330 TAL- SOP WS-WC-0050 353.2
FWGLL12mw-088C-1778-GW		
FWGLL12mw-128C-1781-GW		
FWGLL12mw-153C-1782-GW		
FWGLL12mw-154C-1783-GW		
FWGLL12mw-184C-1786-GW		
FWGLL12mw-186C-1788-GW		
FWGLL12mw-187C-1789-GW		
FWGLL12mw-242C-1792-GW		
FWGLL12mw-243C-1793-GW		
FWGLL12mw-245C-1795-GW		
FWGLL12mw-DUP4-1802-GW		
FWGLL3mw-238C-1776-GW		
FWGLL3mw-235C-1774-GW**		
FWGLL3mw-234C-1773-GW**		
FWGLL3mw-DUP2-1800-GW**		
FWGLL3mw-235C-1774-GW	SVOCs (Nitroaromatics and Phthalates)	SW846 8270C
FWGLL3mw-234C-1773-GW		
FWGLL3mw-DUP2-1800-GW		
FWGLL3mw-238C-1776-GW		
FWGLL12mw-245C-1795-GW	SVOCs (Nitroaromatics, Phenols, PAH and Phthalates)	SW846 8270C
FWGLL12mw-DUP4-1802-GW		
FWGLL12mw-153C-1782-GW		
FWGLL12mw-154C-1783-GW		
FWGEQUIPRINSE3-1807-GW		
FWGLL12mw-243C-1793-GW		
FWGLL12mw-187C-1789-GW		
FWGLL12mw-184C-1786-GW		
FWGLL12mw-242C-1792-GW		
FWGLL12mw-088C-1778-GW		
FWGLL12mw-128C-1781-GW		
FWGLL12mw-186C-1788-GW		
FWGEQUIPRINSE3-1807-GW	TAL23 Metals Hexavalent Chromium	SW846 6010B/6020/7470A SW846 7196A
FWGLL12mw-088C-1778-GF	TAL23 Metals (Filtered) Hexavalent Chromium	SW846 6010B/6020/7470A SW846 7196A
FWGLL12mw-128C-1781-GF		
FWGLL12mw-153C-1782-GF		
FWGLL12mw-154C-1783-GF		
FWGLL12mw-184C-1786-GF		
FWGLL12mw-186C-1788-GF		
FWGLL12mw-187C-1789-GF		

Data Verification Summary

Site: Ravenna Army Ammunition Plant
Sampling Event: July 2011 **Date:** December 9, 2011
Sample Delivery Group: 240-2499-1 **Revision:** 1

Field Sample ID	Analytes	Method
FWGLL12mw-242C-1792-GF	TAL23 Metals (Filtered) Hexavalent Chromium	SW846 6010B/6020/7470A SW846 7196A
FWGLL12mw-243C-1793-GF		
FWGLL12mw-245C-1795-GF		
FWGLL12mw-DUP4-1802-GF		
FWGLL3mw-234C-1773-GF*		
FWGLL3mw-235C-1774-GF*		
FWGLL3mw-238C-1776-GF*		
FWGLL3mw-DUP2-1800-GF*		
FWGTEAM1-Trip	VOCs	SW846 8260B
FWGTEAM2-Trip		
FWGTEAM3-Trip		

*Sample not analyzed for hexavalent chromium.
**Sample not analyzed for PCB or Nitrate/Nitrite

The data presented in this report were evaluated according to the ***Final Quality Assurance Project Plan Addendum for the Facility-Wide Groundwater Monitoring Program Ravenna Army Ammunition Plant Ravenna, OH, Portage Environmental, September 2004.*** The following documents will be used as needed to supplement the project documentation: ***Louisville Chemistry Guidelines, USACE, June 2002 version 5***, ***EPA National Functional Guidelines (NFG) for Organic Data Review, EPA-540/R-99-008, October 1999, NFG for Inorganic Data Review, EPA-540/R-04-004, October 2004***, Analytical Methods, and Laboratory Standard Operating Procedures. These objectives represent accuracy and precision performance goals for each analytical method.

The cooler temperatures were documented as being acceptable upon receipt..

The completeness objective for the project was 90%. The completeness objective was met for this SDG, 100%. Limitations, if any, on the data are indicated with qualifiers detailed below.

All analytical results have been verified against compliance requirements specified in the project QAP, LCG, associated analytical methods and/or SOPs, as appropriate. Checklists used in review of the data have been presented in Appendix 1.. Outliers have been noted below and results requiring qualification, as a result of this verification process, have been summarized in Appendix 2.

VOAs - 8260B

The following QC criteria were reviewed with acceptable results, except as noted below:

- Holding times, preservation, sample handling
- Tuning criteria
- Initial Calibration Criteria including SPCC and CCC compounds
- ICV/CCV criteria
- Internal standard area counts and retention times
- MDL/ MRL verification criteria
- Method/Field/Trip blank Criteria
- Surrogate recoveries
- Field duplicate RPD criteria
- Laboratory Control Sample criteria
- Matrix Spike Recovery Criteria and RPD

MRL Recovery

- The opening MRL analyzed 8/15/11 @1126 recovered above control limits for acetone at 133% at 146% for 2-butanone.
- The closing MRL check analyzed 8/15/11 @2216 recovered below control limits at 64% for 2-hexanone. An MDL check was analyzed after the closing MRL check with detected 2-hexanone results.

The 2- hexanone results for samples FWGTeam1-Trip, FWGLL3-235c-1774-GW, FWGLL12mw-245c-1795-GW, FWGLL12mw-DUP4-1902-GW, FWGLL12mw-154c-1783-GW, FWGLL12mw-153c-1782-GW, FWGEQUIPRINSE3-1807-GW, FWG TEAM2-Trip, FWGLL3mw-234c-1773-GW and FWGLL3mw-DUP2-1800-GW were qualified as estimated, “UJ”. The acetone and 2-butanone results for FWGTeam1-Trip, FWGLL12mw-245c-1795-GW,

FWGLL12mw-DUP4-1902-GW, FWGLL12mw-154c-1783-GW and FWGEQUIPRINSE3-1807-GWwere qualified as estimated, "J".

- The opening MRL analyzed 8/16/11 @1147 recovered above control limits for 2-butanone at141% and below limits for methylene chloride at 69%. An MDL check was analyzed after the closing MRL check with detected methylene chloride results.

The methylene chloride results for samples FWGTeam3-Trip, FWGLL12mw-243c-1793-GW, FWGLL12mw-187c-1789-GW, FWGLL12mw-242c-1792-GW, FWGLL12mw-184c-1786-GW, FWGLL3mw-238c-1776-GW, FWGLL12mw-128c-1781-GW and FWGLL12mw-186c-1788-GW were qualified as estimated, "UJ".

Blanks

- FWGTEAM1-Trip and FWGTEAM3-Trip had acetone detected at 1.1ug/L.
- 2-butanone was detected in FWGEQUIPRinse3-1807-GW at 1.5ug/L and acetone at 14ug/L

The acetone result for samples FWGLL12mw-128c-1781-GW, FWGLL12mw-154c-1783-GW, FWGLL12mw-245c-1795-GW and FWGLL3mw-238c-1776-GW were qualified, "B. The 2-butanone result for samples FWGLL12mw-245c-1795-GW and FWGLL12mw-DUP4-1802-GW were qualified, "B.

SVOCs- 8270C

The following QC criteria were reviewed with acceptable results, except as noted below:

- Holding times, preservation, sample handling
- Tuning criteria
- Initial Calibration Criteria including SPCC and CCC compounds
- ICV/CCV criteria
- Internal standard area counts and retention times
- MDL verification criteria
- MRL verification criteria
- Method/Field blank Criteria
- Surrogate recoveries
- Field duplicate RPD criteria
- Laboratory Control Sample criteria
- Matrix Spike Recovery Criteria and RPD

Blanks

Benzyl alcohol was detected in FWGEQUIPRinse3-1807-GW at 0.87ug/L and bis(2-ethylhexyl)phthalate at 0.78ug/L. The benzyl alcohol result for sample FWGLL12mw-242c-1792-GW was qualified "B", as the sample result was <5x the equipment rinse contamination. The bis(2-ethylhexyl)phthalate results for samples FWGLL12mw-DUP4-1902-GW, FWGLL12mw-154c-1783-GW, FWGLL12mw-153c-1782-GW, FWGLL3mw-234c-1773-GW and FWGLL3mw-DUP2-1800-GW, FWGLL12mw-243c-1793-GW, FWGLL12mw-187c-1789-GW, FWGLL12mw-242c-1792-GW, FWGLL12mw-184c-1786-GW, FWGLL3mw-238c-1776-GW, FWGLL12mw-128c-1781-GW and FWGLL12mw-186c-1788-GW were qualified "B", as the sample result was <5x the equipment rinse contamination.

Matrix Spikes

- For sample FWGLL12mw-128-1781-GW the MS and MSD recovered below control limits for 3,3'-dichlorobenzidine at 24% and 21%, benzo(a)pyrene at 20% and 15%, benzo(g,h,i)perylene at 42% and 30%, bis(2-ethylhexyl)phthalate at 29% and 15%, di-n-octyl phthalate at 38% and 23%,hexachlorocyclopentadiene at 31% and 30%, respectively. The FWGLL12mw-128-1781-GW MSD for benzo(b)fluoranthene recovered below limits at 40%, benzo(k)fluoranthene at 44%, dibenzo(a,h)anthracene at 35% and indeno(1,2,3-cd)pyrene at 33%. The hexachlorocyclopentadiene MS/MSD RPD was above control limits at 48%.
- For sample FWGLL12mw-128-1781-GW, the hexachlorocyclopentadiene MS and MSD recovered below control limits at 26% and 27%, respectively.

No qualifications were made as the LCS recovered within limits.

Surrogate Recovery

- Samples FWGLL1mw-065c-1762-GW, FWGLL1mw-081c-1765-GW, FWGLL1mw-DUP1-1799-GW, FWGEQUIPRinse1-1805-GW, FWGLL1mw-080c-1764-GW and FWGLL1mw-083c-1767-GW had one or more acid surrogates that recovered below control limits. No qualifications were made for the acid surrogate outliers as all target analytes are base/neutral compounds.

- The surrogate, 2-fluorobiphenyl, recovered below control limits at 49% for samples FWGLL12mw-154c-1783-GW, FWGLL12mw-184c-1786-GW, FWGLL12mw-187c-1789-GW, at 46% for FWGEQUIPRinse3-1807-GW and at 48% for sample FWGLL3mw-238c-1776-GW. Terphenyl-d14 recovered below control limits at 45% for sample FWGLL12mw-128c-1781-GW. No qualifications were made as LCG allows for one surrogate from each fraction to recover below limits without qualification.
- 2-Fluorobiphenyl, nitrobenzene-d5 and terphenyl-d14 recovered below control limits but above 10% for samples FWGLL12mw-088c-1778-GW and FWGLL12mw-242c-1792-GW. 2-Fluorobiphenyl and terphenyl-d14 recovered below control at 48% for sample FWGLL12mw-153c-1782-GW. 2-Fluorobiphenyl and nitrobenzene-d5 recovered below control limits 42% for sample FWGLL12mw-186c-1788-GW. For sample FWGLL12mw-245c-1795-GW, 2-fluorobiphenyl recovered below limits at 46% and nitrobenzene-d5 at 47%. The base neutral results for samples FWGLL12mw-088c-1778-GW and FWGLL12mw-242c-1792-GW, FWGLL12mw-153c-1782-GW, FWGLL12mw-186c-1788-GW and FWGLL12mw-245c-1795-GW were qualified as estimated, "J/UJ"

Pesticides- 8081A

The following QC criteria were reviewed with acceptable results, except as noted below:

- Preservation, holding time and sample handling
- Initial Calibration criteria
- DDT and Endrin breakdown criteria
- Retention time criteria
- ICV criteria
- CCV Criteria
- Method/Field blank Criteria
- LCS Recoveries
- Field Duplicate Criteria
- MDL/MRL verification criteria
- Matrix Spike Recovery Criteria and RPD
- Surrogate Recoveries
- Second Column confirmation criteria

MRL Recovery

- The MRL analyzed 8/29/11 @ 1005 had alpha-BHC recover above limits at 133% and delta-BHC at 134%
- The MRL analyzed 8/29/11 @ 1343 had alpha-BHC recover below limits at 43%.

No qualifications were made as there were no detected concentrations reported for the column used to report sample results (CLP-2).

- The MRLs analyzed 9/2/11 @ 0720 and 0922 had multiple recoveries above control limits.

No qualifications were made as there were no detected results reported for the associated sample.

Blanks

Alpha-BHC was detected in sample FWGEQUIPRinse3-1807-GW at 0.016ug/L. The alpha-BHC results for samples FWGLL12mw-154c-1783-GW, FWGLL12mw-243c-1793-GW and FWGLL3mw-234c-1773-GW were qualified, "B".,

Matrix Spike Recovery

For sample FWGLL12mw-088c-1778-GW, the MSD recovered below control limits with MS/MSD RPDs above control limits for all target. No qualifications were made as the LCS recovered within control limits.

Surrogate Recovery

- For samples FWGLL12mw-128c-1781-GW, FWGLL12mw-153c-1782-GW, FWGLL12mw-184c-1786-GW, FWGLL12mw-186c-1788-GW, FWGLL12mw-242c-1792-GW, FWGLL12mw-243c-1793-GW, FWGLL12mw-245c-1795-GW, FWGLL3mw-234c-1773-GW and FWGLL3mw-238c-1776-GW, the surrogate, DCB, recovered below control limits of 50%, but above 10%. The sample results for FWGLL12mw-128c-1781-GW, FWGLL12mw-153c-1782-GW, FWGLL12mw-184c-1786-GW, FWGLL12mw-186c-1788-GW, FWGLL12mw-242c-1792-GW, FWGLL12mw-243c-1793-GW, FWGLL12mw-245c-1795-GW, FWGLL3mw-234c-1773-GW and FWGLL3mw-238c-1776-GW, were qualified as estimated, "J/UJ".
- Sample FWGLL12mw-DUP4-1802-GW had TCMX recover below limits at 48% and at 32% for DCB. The sample results for FWGLL12mw-DUP4-1802-GW was qualified as estimated, "J/UJ", as a result of surrogate outliers.

Confirmation Column RPD
The confirmation column RPD was above control limits for alpha-BHC on samples FWGLL12mw-154c-1783-GW at 52.6%, FWGEQUIPRinse-1807-GW at 135% and FWGLL3mw-234c-1773-GW at 86%. The alpha-BHC results for samples FWGLL12mw-154c-1783-GW, FWGEQUIPRinse-1807-GW and FWGLL3mw-234c-1773-GW were qualified as estimated, "J".

CCV Criteria
8/25/11 @1840, 8/29/11@1034, 1246, 9/1/11 @2154, 9/2/11 @0809, 0833- The tox CCV recovered above limits. No qualifications were made, as there were no detected toxaphene concentrations bracketed by this CCV
8/29/11 @ 0936, 9/2/11 @0317, 0858, - The CCV recovered above control limits for several analytes, however no detected concentrations were reported from this column, so no qualifications were made.

PCB- 8082
The following QC criteria were reviewed with acceptable results, except as noted below:

- Preservation, holding time and sample handling
- Initial Calibration criteria
- DDT and Endrin breakdown criteria
- Retention time criteria
- ICV criteria
- CCV Criteria
- Method/Field blank Criteria
- LCS Recoveries
- Field Duplicate Criteria
- MDL/MRL verification criteria
- Matrix Spike Recovery Criteria and RPD
- Surrogate Recoveries
- Second Column confirmation criteria

Surrogate Recovery
The surrogate, DCB, recovered below control limits in sample FWGLL12mw-128c-1781-GW at 32%, FWGLL12mw-153c-1782-GW at 37%, FWGLL12mw-154c-1783-GW at 24%, , FWGLL12mw-184c-1786-GW at 45%, FWGLL12mw-186c-1788-GW at 41%, FWGLL12mw-242c-1792-GW and FWGLL12mw-243c-1793-GW at 33%, FWGLL12mw-245c-1795-GW at 47% and FWGLL12mw-DUP4-1802-GW at 31%.. The PCB results for samples FWGLL12mw-128c-1781-GW, FWGLL12mw-153c-1782-GW, FWGLL12mw-154c-1783-GW, FWGLL12mw-184c-1786-GW, FWGLL12mw-186c-1788-GW, FWGLL12mw-242c-1792-GW FWGLL12mw-243c-1793-GW, FWGLL12mw-245c-1795-GW and FWGLL12mw-DUP4-1802-GW, were qualified as estimated, "UJ".

Metals - 6010B
The following QC criteria were reviewed with acceptable results, except as noted below:

- Holding times, preservation, sample handling
- Initial Calibration criteria
- ICV and CCV criteria
- ICB /CCBs criteria
- Method/Field blank Criteria
- MRL and MDL verification criteria
- LCS percent recovery criteria
- MS percent recovery
- Matrix Duplicate RPD criteria
- Field duplicate RPD criteria

Blanks

- The ICB analyzed 8/16/11 had potassium detected at 151ug/L. The potassium results for samples FWGEQUIPRinse3-1807-GW and FWGLL3mw-235c-1774-GF were qualified "U" as the detected concentrations were <5x the potassium contamination.
- The CCBs analyzed 8/16/11 had potassium detected from 151ug/L to 170ug/L, arsenic at 3.31ug/L and vanadium at 0.658ug/L. The potassium result for sample FWGEQUIPRinse1-1805-GW was qualified "U" as the detected concentration was <5x the potassium contamination. No qualifications were made vanadium or

arsenic contamination as there were no detected concentration reported that were bracketed by the outlier CCBs.
- The method blank had potassium detected at 149ug/L. The potassium result for samples FWGEQUIPRinse3-1807-GW and FWGLL3mw-235c-1774-GF were qualified, "B".
- The equipment rinse, FWGEQUIPRinse3-1807-GW had arsenic detected at 3.8ug/L and potassium detected at 160ug/L. The potassium result for sample FWGLL3mw-235c-1774-GF and arsenic results for samples FWGLL3mw-235c-1774-GF, FWGLL12mw-245c-1795-GF, FWGLL12mw-DUP4-1802-GF, FWGLL12mw-243c-1793-GF, FWGLL12mw-186c-1788-GF, FWGLL12mw-184c-1786-GF, FWGLL12mw-154c-1783-GF, FWGLL12mw-153c-1782-GF and FWGLL12mw-088c-1788-GF were qualified, "B".

No qualifications were made for ICP or ICPMS due to negative blanks greater than ½ MRL, since the LCG doesn't specifically address negative blank values.

Metals - 6020

The following QC criteria were reviewed with acceptable results, except as noted below:
- Holding times, preservation, sample handling
- Initial Calibration criteria
- ICV and CCV criteria
- ICB /CCBs criteria
- Method/Field blank Criteria
- MRL and MDL verification criteria
- LCS percent recovery criteria
- MS percent recovery
- Matrix Duplicate RPD criteria
- Field duplicate RPD criteria

Blanks
- The ICB analyzed 8/23/11/11 had thallium detected at 0.319ug/L. All thallium results were qualified "U" as the detected concentrations were <5x the thallium contamination.
- The CCBs analyzed 8/23/11 had detected thallium from 0.487ug/L to 0. 552ug/L, sodium from 43.4ug/L to 50.2ug/L, iron from 28.7ug/L to 30.5ug/L and antimony from 0.188ug/L to 0.204ug/L. No additional qualifications were made for thallium other than those made for the ICB contamination. The antimony results for samples FWGLL3mw-235c-1774-GF, FWGLL12mw-245c-1795-GF, FWGLL12mw-DUP4-1802-GF, FWGLL12mw-243c-1793-GF, FWGLL12mw-128c-1781-GF and FWGLL12mw-088c-1788-GF were qualified "U" as the detected concentrations were <5x the blank contamination. The sodium result for sample FWGEQUIPRinse3-1807-GW was qualified "U" as the detected concentration was <5x the blank contamination. The iron result for sample FWGLL3mw-235c-1774-GF was qualified "U" as the detected concentration was <5x the blank contamination.
- The method blank had thallium detected at 0.25ug/L and sodium at 8.5ug/L. The sodium result for sample FWGEQUIPRinse3-1807-GW was qualified, "B". All thallium results with the exception of sample FWGLL3mw-235c-1774-GF, were qualified, "B".
- ICPMS-The equipment rinse, FWGEQUIPRinse3-1807-GW had sodium detected at 14ug/L and thallium detected at 0.28ug/L. All thallium results with the exception FWGLL3mw-235c-1774-GF were qualified, "B".

No qualifications were made for ICP or ICPMS due to negative blanks greater than ½ MRL, since the LCG doesn't specifically address negative blank values.

Lab Duplicate RPD

The lab duplicate analyzed on sample FWGLL12mw-088c-1778-GF was above control limits for thallium with an RPD of 82%. The lab duplicate analyzed on sample FWGLL12mw-128c-1771-GF was above control limits for thallium with an RPD of 99% and aluminum at 42%. All thallium and aluminum results were qualified as estimated, "J/UJ".

Mercury - 7470A

The following QC criteria were reviewed with acceptable results, except as noted below:
- Holding times, preservation, sample handling
- Initial Calibration criteria
- ICV and CCV criteria
- ICB /CCBs criteria
- Method/Field blank Criteria
- MRL and MDL verification criteria

- LCS percent recovery criteria
- MS percent recovery
- Matrix Duplicate RPD criteria
- Field duplicate RPD criteria

No QC outliers noted.

Hexavalent Chromium 7196A

- Holding times, preservation, sample handling
- Initial Calibration criteria
- CCV criteria
- CCBs criteria
- Method/Field blank Criteria
- MRL and MDL verification criteria
- LCS percent recovery criteria
- MS percent recovery
- Matrix Duplicate RPD criteria
- Field duplicate RPD criteria

MRL and MDL verification criteria
MRL check not analyzed, however not required by the lab and LCG does not specifically address hexavalent chromium analysis. Sample results qualified as estimated, "UJ".

Matrix Spike
The matrix spike analysis performed on sample FWGLL12mw-128c-1781-GW recovered below limits at 5% and the matrix spike duplicate at 6%. The hexavalent chromium results from this SDG were qualified as estimated, "UJ".

Explosives- 8330
The following QC criteria were reviewed with acceptable results, except as noted below:

- Holding times, preservation, sample handling
- Initial Calibration Criteria
- ICV and CCV criteria
- Retention time criteria
- MDL Verification
- Surrogate recovery criteria
- Equipment and method blanks free from contamination
- MS Recovery Criteria
- LCS Recovery Criteria

MRL Recovery
An opening MRL check was not analyzed on the primary column and confirmation column did not have a closing MRL check. All explosives results were qualified as estimated, "UJ/J".

Blanks
1,3,5-trinitrobenzene was detected in FWGEQUIPRinse3-1807-GW at 0.055ug/L, 1,3-dinitrobenzene at 0.060ug/L and nitrobenzene at 0.088ug/L. No qualifications were made as the detected 1,3,5-trinitrobenzene, 1,3-dinitrobenzene and nitrobenzene results were>5x contamination.

Confirmation Column RPD
The confirmation column RPD was above control limits for RDX in sample FWGLL3mw-238c-1776-GW. The RDX result for sample FWGLL3mw-238c-1776-GW was qualified as estimated, "J".

LCS Recoveries
The nitroglycerine LCS recovered below control limits at 82%. The nitroglycerine results were qualified as estimated, "UJ".

Nitroguanidine- 8330M

The following QC criteria were reviewed with acceptable results, except as noted below:

- Holding times, preservation, sample handling
- Initial Calibration criteria
- Retention time criteria
- MRL level verification criteria
- MDL verification criteria
- ICV and CCV criteria
- The method blank and equipment blanks were free from contamination
- LCS/LCSD percent recoveries and RPD value criteria
- Matrix spike recovery criteria

No QC outliers were noted.

Nitrocellulose – WS-WC-0050

The following QC criteria were reviewed with acceptable results, except as noted below:

- Holding times, preservation, sample handling
- Sample preparation criteria
- Initial Calibration criteria
- ICV and CCV criteria
- The method and equipment blanks were free from contamination
- MRL Level Verification criteria
- ICB and CCBs were free from contamination
- LCS/LCSD percent recoveries and RPD value criteria
- MS/MSD percent recoveries
- Nitrocellulose assay criteria

No QC outliers were noted.

Nitrate/Nitrite –353.2

The following QC criteria were reviewed with acceptable results, except as noted below:

- Holding times, preservation, sample handling
- Sample preparation criteria
- Initial Calibration criteria
- ICV and CCV criteria
- The method and equipment blanks were free from contamination
- MRL Level Verification criteria
- ICB and CCBs were free from contamination
- LCS/LCSD percent recoveries and RPD value criteria
- MS/MSD percent recoveries
- Nitrocellulose assay criteria

Blanks

Nitrate as N was detected in the field blank FWGEQUIPRinse3-1807-GW at 0.015mg/L. The nitrate as N results for samples FWGLL12mw-088c-1778-GW, FWGLL12mw-153c-1782-GW, FWGLL12mw-154c-1783-GW, FWGLL12mw-184c-1786-GW, FWGLL12mw-186c-1788-GW, FWGLL12mw-245c-1795-GW and FWGLL12mw-DUP4-1802-GW were qualified, “B”.

Matrix Spike Recoveries

The matrix spike and duplicate recovered below control limits at 51% and 53%, for the spike analysis performed on sample FWGLL12mw-128C-1781-GW. The matrix spike and duplicate recovered below control limits at 82% and 81%, for the spike analysis performed on sample FWGLL12mw-088C-1778-GW. The nitrate-nitrite results were qualified as estimated, “UJ/J”.

Sample Sum arym

Client: Environmental Quality Mgt., Inc.s
Project/Site: RVAAP (OH)s

TestAmerica Job ID: 240-2499-1s

Lab Sample IDm	Client Sample IDm	Matrixm	Collectedm	Receivedm
240-2499-1s	FWGTEAM1-TRIPs	Waters	08/03/11 08:00s	08/04/11 07:00s
240-2499-2s	FWGLL3mw-235C-1774-GWs	Waters	08/03/11 09:05s	08/04/11 07:00s
240-2499-3s	FWGLL3mw-235C-1774-GFs	Waters	08/03/11 09:05s	08/04/11 07:00s
240-2499-4s	FWGLL12mw-245C-1795-GWs	Waters	08/03/11 11:00s	08/04/11 07:00s
240-2499-5s	FWGLL12mw-245C-1795-GFs	Waters	08/03/11 11:00s	08/04/11 07:00s
240-2499-6s	FWGLL12mw-DUP4-1802-GWs	Waters	08/03/11 11:45s	08/04/11 07:00s
240-2499-7s	FWGLL12mw-DUP4-1802-GFs	Waters	08/03/11 11:45s	08/04/11 07:00s
240-2499-8s	FWGLL12mw-154C-1783-GWs	Waters	08/03/11 14:30s	08/04/11 07:00s
240-2499-9s	FWGLL12mw-154C-1783-GFs	Waters	08/03/11 14:30s	08/04/11 07:00s
240-2499-10s	FWGLL12mw-153C-1782-GWs	Waters	08/03/11 15:40s	08/04/11 07:00s
240-2499-11s	FWGLL12mw-153C-1782-GFs	Waters	08/03/11 15:40s	08/04/11 07:00s
240-2499-12s	FWGEQUIPRINSE3-1807-GWs	Waters	08/03/11 17:00s	08/04/11 07:00s
240-2499-13s	FWGTEAM2-TRIPs	Waters	08/03/11 08:00s	08/04/11 07:00s
240-2499-14s	FWGLL3mw-234C-1773-GWs	Waters	08/03/11 09:12s	08/04/11 07:00s
240-2499-15s	FWGLL3mw-234C-1773-GFs	Waters	08/03/11 09:12s	08/04/11 07:00s
240-2499-16s	FWGLL3mw-DUP2-1800-GWs	Waters	08/03/11 10:22s	08/04/11 07:00s
240-2499-17s	FWGLL3mw-DUP2-1800-GFs	Waters	08/03/11 10:22s	08/04/11 07:00s
240-2499-18s	FWGLL12mw-243C-1793-GWs	Waters	08/03/11 11:08s	08/04/11 07:00s
240-2499-19s	FWGLL12mw-243C-1793-GFs	Waters	08/03/11 11:08s	08/04/11 07:00s
240-2499-20s	FWGLL12mw-187C-1789-GWs	Waters	08/03/11 12:28s	08/04/11 07:00s
240-2499-21s	FWGLL12mw-187C-1789-GFs	Waters	08/03/11 12:28s	08/04/11 07:00s
240-2499-22s	FWGLL12mw-242C-1792-GWs	Waters	08/03/11 13:52s	08/04/11 07:00s
240-2499-23s	FWGLL12mw-242C-1792-GFs	Waters	08/03/11 13:52s	08/04/11 07:00s
240-2499-24s	FWGLL12mw-184C-1786-GWs	Waters	08/03/11 15:14s	08/04/11 07:00s
240-2499-25s	FWGLL12mw-184C-1786-GFs	Waters	08/03/11 15:14s	08/04/11 07:00s
240-2499-26s	FWGLL3mw-238C-1776-GWs	Waters	08/03/11 08:59s	08/04/11 07:00s
240-2499-27s	FWGLL3mw-238C-1776-GFs	Waters	08/03/11 08:59s	08/04/11 07:00s
240-2499-28s	FWGTEAM3-TRIPs	Waters	08/03/11 08:00s	08/04/11 07:00s
240-2499-29s	FWGLL12mw-128C-1781-GWs	Waters	08/03/11 10:19s	08/04/11 07:00s
240-2499-30s	FWGLL12mw-128C-1781-GFs	Waters	08/03/11 10:19s	08/04/11 07:00s
240-2499-31s	FWGLL12mw-088C-1778-GWs	Waters	08/03/11 12:19s	08/04/11 07:00s
240-2499-32s	FWGLL12mw-088C-1778-GFs	Waters	08/03/11 12:19s	08/04/11 07:00s
240-2499-33s	FWGLL12mw-186C-1788-GWs	Waters	08/03/11 15:19s	08/04/11 07:00s
240-2499-34s	FWGLL12mw-186C-1788-GFs	Waters	08/03/11 15:19s	08/04/11 07:00s
G1H050492016s	FWGLL12mw-186C-1778-GWs	Waters	08/03/11 15:19s	08/05/11 09:00s

Chain of Custody Record

TestAmerica Laboratory location: North Canton

Regulatory program: ☐ DW ☐ NPDES ☐ RCRA ☐ Other _____

TestAmerica
THE LEADER IN ENVIRONMENTAL TESTING
TestAmerica Laboratories, Inc.

Pg 1 of 080311Team1-2

Client Contact					
Company Name: EQM	Client Project Manager: John Miller	Site Contact: Erik Corbin	Lab Contact: Mark Loeb	COC No: 080311Team1-1	
Address: 1800 Carillon Blvd.	Telephone: 513-825-7500	Telephone:	Telephone:	1 of 2 COCs	
City/State/Zip: Cincinnati OH 45240	Email: ecorbin@eqm.com	Analysis Turnaround Time (CALENDAR DAYS)		Analyses	For lab use only
Phone: 513-825-7500		TAT if different from below _____			Walk-in client: ☐
Project Name: RVAAP	Method of Shipment/Carrier: Lab Pickup	Per SOW ☒ 3 weeks ☐ 2 weeks ☐ 1 week ☐ 2 days ☐ 1 day			Lab sampling: ☐
Project Number: 030240.0006	Shipping/Tracking No: NA				Job/SDG No.:
PO# 16726					

Sample Identification	Sample Date	Sample Time	Matrix: Air	Aqueous	Sediment	Solid	Other:	Containers & Preservatives: H2SO4	HNO3	HCl	NaOH	ZnAc/NaOH	Unpres	Other:	Filtered Sample (Y/N)	Composite (C) / Grab (G)	VOCs 8260	SVOCs 8270	Pest 8081	PCB 8082	Explosives 8330	Propellants 6010/6020/7470	Metals	Hexavalent Cr 7196	NO3/NO2 353.2		Sample Specific Notes / Special Instructions:
FWGTeam1-Trip	8/3/11	08:00		X						2					N	G	X										EC1
FWGLL3mw-235C-1774-GW	8/3/11	09:05		X						3			7		N	G	X	X	X		X	X					* EC1
FWGLL3mw-235C-1774-GF	8/3/11	09:05		X					1						Y	G							X				EC1
FWGLL12mw-245C-1795-GW	8/3/11	11:00		X				1		3			9		N	G	X	X	X	X	X	X			X		** M23
FWGLL12mw-245C-1795-GF	8/3/11	11:00		X					1				1		Y	G							X	X			M23
FWGLL12mw-DUP4-1802-GW	8/3/11	11:45		X				1		3			9		N	G	X	X	X	X	X	X			X		** 310
FWGLL12mw-DUP4-1802-GF	8/3/11	11:45		X					1				1		Y	G							X	X			310
FWGLL12mw-154C-1783-GW	8/3/11	14:30		X				1		3			9		N	G	X	X	X	X	X	X			X		** SR3
FWGLL12mw-154C-1783-GF	8/3/11	14:30		X					1				1		Y	G							X	X			SR3
FWGLL12mw-153C-1782-GW	8/3/11	15:40		X				1		3			9		N	G	X	X	X	X	X	X			X		**CLETUS

Possible Hazard Identification: ☒ Non-Hazard ☐ Flammable ☐ Skin Irritant ☐ Poison B ☐ Unknown

Sample Disposal (A fee may be assessed if samples are retained longer than 1 month): ☐ Return to Client ☒ Disposal By Lab ☐ Archive For _____ Months

Special Instructions/QC Requirements & Comments:
Metals are field filtered. * 8270 TAL = Nitroaromatics/Phtalates ** 8270 TAL = Nitroaromatics/Phthalates/Phenols/PAHs

Relinquished by:	Company:	Date/Time:	Received by:	Company:	Date/Time:
Erik Corbin	EQ	8/3/11 17:30		TAL-NC	8/3/11 1720
Relinquished by:	Company:	Date/Time:	Received by:	Company:	Date/Time:
	TAL-NC	8/3/11 1841			
Relinquished by:	Company:	Date/Time:	Received in Laboratory by:	Company:	Date/Time:
				TA NC	8/4/11 0700

©2008, TestAmerica Laboratories, Inc. All rights reserved.
TestAmerica & Design ™ are trademarks of TestAmerica Laboratories, Inc.

TAL-0015 (1008)

Samples may not meet temp requirements if collected close to lab pick-up time.

All VOCs in cooler EC1
All Cr+6 in cooler STL-2

Chain of Custody Record

TestAmerica

THE LEADER IN ENVIRONMENTAL TESTING

Pg 2 of 08031/Team1-1

TestAmerica Laboratory location: North Canton

Regulatory program: ☐ DW ☐ NPDES ☐ RCRA ☐ Other

TestAmerica Laboratories, Inc.

Client Contact				
Company Name: EQM	Client Project Manager: John Miller	Site Contact: Erik Corbin	Lab Contact: Mark Loeb	COC No: 08031/Team1-2
Address: 1800 Carillon Blvd	Telephone: 513-825-7500	Telephone:	Telephone:	2 of 2 COCs
City/State/Zip: Cincinnati OH 45240	Email: ecorbin@eqm.com	Analysis Turnaround Time (in BUSINESS days)	Analyses	For lab use only
Phone: 513-825-7500		TAT if different from below ____		Walk-in client ☐
Project Name: RVAAP	Method of Shipment/Carrier: Lab Pick-up	For SOW ☒ 3 weeks ☐ 2 weeks ☐ 1 week ☐ 2 days ☐ 1 day		Lab pickup ☐
Project Number: 030240.0006	Shipping/Tracking No: NA			Lab sampling ☐
PO# 16726				Job/SDG No.

Sample Identification	Sample Date	Sample Time	Matrix: Air	Aqueous	Sediment	Solid	Other:	Containers & Preservatives: H2SO4	HNO3	HCl	NaOH	ZnAc/NaOH	Unpres	Other:	Filtered Sample (Y/N)	Composite (C) or Grab (G)	VOC 8260	SVOC 8270	Pest 8081	PCB 8082	Explosives 8330	Propellants 6010/6020/7471a	Metals 6010/6020/7471a	Hexavalent Cr 7196	NO3/NO2 353.2		Sample Specific Notes / Special Instructions:
FWGLL12mw-153C-1782-GF	8/3/11	15:40		X					1				1		Y	G							X	X			CLETVS
FWGEQUIPRinse3-1807-GW	8/3/11	17:00		X				1	1	3			9/10		N	G	X	X	X	X	X	X	X	X	X		***STL-1 metals/Cr6 not filtered

EC 8/3/11

EC 8/3/11

Possible Hazard Identification: ☒ Non-Hazard ☐ Flammable ☐ Skin Irritant ☐ Poison B ☐ Unknown

Sample Disposal (A fee may be assessed if samples are retained longer than 1 month): ☐ Return to Client ☒ Disposal By Lab ☐ Archive For ____ Months

Special Instructions/QC Requirements & Comments:

Metals are field filtered. **8270 TAL = Nitroaromatics/Phthalates/Phenols/PAHs

Relinquished by:	Company:	Date/Time:	Received by:	Company:	Date/Time:
Erik Corbin	EQ	8/3/11 17:30		TAL-NC	8/3/11 1730
	TAL-NC	8/3/11 1811			
			Received in Laboratory by:	Company:	Date/Time:
				TA NC	8/4/11 0700

Samples may not meet temp requirements if collected close to lab pick-up time. All VOCs in cooler EC1

All Cr+6 in cooler STL-2

©2008 TestAmerica Laboratories, Inc. All rights reserved. TestAmerica & Design are trademarks of TestAmerica Laboratories, Inc.

TAL-0018 (1008)

Chain of Custody Record

TestAmerica Laboratory location: CANTON, OH

Regulatory program: ☐ DW ☐ NPDES ☐ RCRA ☐ Other

TestAmerica
THE LEADER IN ENVIRONMENTAL TESTING

TestAmerica Laboratories, Inc.

Client Contact				
Company Name: EQM	Client Project Manager: John Miller	Site Contact: Erik Corbin	Lab Contact: M. Loeb	COC No: CAL 0054
Address: 1800 Carillon Blvd	Telephone: 513 825 7500 (Ext 7495)	Telephone: →	Telephone: 330 497 9396	1 of 2 COCs pg 2 COC # CAL 005
City/State/Zip: Cincinnati OH 45240	Email: ecorbin@eqm.com	Analysis Turnaround Time (in BUS days)	Analyses	For lab use only
Phone: 513 825 7500		TAT if different from below ____		Walk-in client ☐
Project Name: RVAAP	Method of Shipment/Carrier: Lab Pickup	per SOW ☒ 3 weeks ☐ 2 weeks ☐ 1 week ☐ 2 days ☐ 1 day		Lab pickup ☐
Project Number: 30240.0006	Shipping/Tracking No: N/A			Lab sampling ☐
PO # 167126				Job/SDG No.:

Sample Identification	Sample Date	Sample Time	Matrix: Air	Aqueous	Sediment	Solid	Other:	Containers & Preservatives: H2SO4	HNO3	HCl	NaOH	ZnAc/NaOH	Unpres	Other:	Filtered Sample (Y/N)	Composite (C) or Grab (G)	VOC 8260	SVOC 8270 see List *	Pest 8081	PCB 8082	Explo 8330	Propellants 8095	Metals 6010/7470	Cr+6	NO2 NO3	SVOC 8270 (SIM) **	Sample Specific Notes / Special Instructions: Cooler ID
FWG-Team2-Trip	8-3-11	0800		X						2					N	G	X										405
FWGLL3mw-23C-1773-GW		0912		X						3			7		N	G	X	X	X		X	X					4110 *
FWGLL3mw-23C-1773-GF		0912		X					1						Y	G							X				4110
FWGLL3mw-DUP2-1800-GW		1022		X						3			7		N	G	X	X	X		X	X					405 *
FWGLL3mw-DUP2-1800-GF		1022		X					1						Y	G							X				405
FWGLL2mw-24C-1793-GW		1108		X				1		3			9		N	G	X		X	X	X	X			X	X	14015 **
FWGLL2mw-24C-1793-GF		1108		X					1				1		Y	G							X	X			14015 **
FWGLL2mw-18C-1789-GW		1228		X				1		3			9		N	G	X		X	X	X	X			X	X	173 **
FWGLL2mw-18C-1789-GF		1228		X					1				1		Y	G							X	X			173 **
continue on page 2									COC No Cal 005																		

Possible Hazard Identification: ☒ Non-Hazard ☐ Flammable ☐ Skin Irritant ☐ Poison B ☐ Unknown

Sample Disposal (A fee may be assessed if samples are retained longer than 1 month): ☐ Return to Client ☒ Disposal By Lab ☐ Archive For ____ Months

Special Instructions/QC Requirements & Comments:
* SVOC = nitroaromatics + phthalates TAL *
** SVOC = nitroaromatics phthalates phenols p+Hs TAL **
Temps may not meet requirements if sample collection is close to lab pick up time.
Metals were field filtered. All VOAs in Cooler 405
All Cr+6 in Cooler STL-2.

Relinquished by:	Company:	Date/Time:	Received by:	Company:	Date/Time:
Erik Corbin	EQ	8/3/11 17:30			
			XC	TAL-NC	8/3/11 1730
XC	TAL-NC	8/3/11 1841			
			Received by:	Company:	Date/Time:
Relinquished by:	Company:	Date/Time:	Received in Laboratory by:	Company:	Date/Time:
				TAL-NC	8/4/11 0700

©2008, TestAmerica Laboratories, Inc. All rights reserved.
TestAmerica & Design ™ are trademarks of TestAmerica Laboratories, Inc.

TAL-0018 (1008)

Chain of Custody Record

TestAmerica

THE LEADER IN ENVIRONMENTAL TESTING

TestAmerica Laboratory location: CANTON, OH

Regulatory program: ☐ DW ☐ NPDES ☐ RCRA ☐ Other _____

TestAmerica Laboratories, Inc.

Client Contact				
Company Name: EQM	Client Project Manager: JOHN MILLER	Site Contact: ERIK CORBIN	Lab Contact: M. LOEB	COC No: CAL005
Address: 1800 Carillon Blvd	Telephone: 513 825 7500 (fax 7495)	Telephone: →	Telephone: 330-497-9396	2 of 2 COCs
City/State/Zip: Cincinnati OH 45240	Email: ecorbin@eqm.com	Analysis Turnaround Time (in BUSINESS days)	Analyses	page 1 COC# CAL004
Phone: 513 825 7500		TAT if different from below _____ ☒ 3 weeks ☐ 2 weeks ☐ 1 week ☐ 2 days ☐ 1 day (per SOW)		For lab use only: Walk-in client ☐ Lab pickup ☐ Lab sampling ☐
Project Name: RVAAP	Method of Shipment/Carrier: Lab pick up			
Project Number: cad 513-825-30240.0006.48	Shipping/Tracking No: N/A			Job/SDG No.
PO# 167126				

Sample Identification	Sample Date	Sample Time	Matrix: Air	Aqueous	Sediment	Solid	Other:	Containers & Preservatives: H2SO4	HNO3	HCl	NaOH	ZnAc/NaOH	Unpres	Other:	Filtered Sample (Y/N)	Composite (C) / Grab (G)	VOC 8260	SVOC 8270	Pest 8081	PCB 8082	Explo 8330	Propellants	Metals 6010/6020 7470	Cr+6	NO2NO3	Sample Specific Notes / Special Instructions:
FWGLL12MW-242C-1792-GW	8-3-11	1352		X						3			9		N	G	X	X	X	X	X	X			X	cooler ID# JM1 **
FWGLL12MW-242C-1792-GF	1	1352		X					1				1		Y	G							X	X		JM1
FWGLL12MW-184C-1786-GW	8-3-11	1514		X						3			9		N	G	X	X	X	X	X	X				C222 **
FWGLL12MW-184C-1786-GF	↓	1514		X					1				1		Y	G							X	X	X	C222

Possible Hazard Identification: ☒ Non-Hazard ☐ Flammable ☐ Skin Irritant ☐ Poison B ☐ Unknown

Sample Disposal (A fee may be assessed if samples are retained longer than 1 month): ☐ Return to Client ☒ Disposal By Lab ☐ Archive For _____ Months

Special Instructions/QC Requirements & Comments:

Metals were filtered. ** 8270 TAL = Nitroaromatics/Phthalates/Phenols/PAHs ALL VOAs in cooler 405

Temps may not meet requirements if sample collection is close to lab pick up time. All Cr+6 in cooler STL-2.

Relinquished by:	Company:	Date/Time:	Received by:	Company:	Date/Time:
Erik Corbin	EQ	8/3/11 17:30	RC	TAL-NC	8/3/11 1730
RC	TAL-NC	8/3/11 1841			
			Received in Laboratory by: JL	Company: TA NC	Date/Time: 8/4/11 0700

©2008, TestAmerica Laboratories, Inc. All rights reserved.
TestAmerica & Design ™ are trademarks of TestAmerica Laboratories, Inc.

TAL-0018 (1008)

Chain of Custody Record

TestAmerica
THE LEADER IN ENVIRONMENTAL TESTING

TestAmerica Laboratory location: North Canton
Regulatory program: ☐ DW ☐ NPDES ☐ RCRA ☐ Other

TestAmerica Laboratories, Inc.

Client Contact				
Company Name: EQM	Client Project Manager: John Miller	Site Contact: Erik Corbin	Lab Contact: Mark Loeb	COC No: ASD 004
Address: 1800 Carillon Blvd	Telephone: 513-825-7500	Telephone: fax 513-825-7495	Telephone: 330-497-9396	___ of ___ COCs
City/State/Zip: Cinti OH 45240	Email: ecorbin@eqm.com			
Phone:				
Project Name: RVAAP (OH)	Method of Shipment/Carrier: Lab Pickup			
Project Number: 030240.0006	Shipping/Tracking No: N/A			
PO# 110726				

Analysis Turnaround Time (in BUS days): TAT if different from below ___ ☑ 3 weeks ☐ 2 weeks ☐ 1 week ☐ 2 days ☐ 1 day

For lab use only: Walk in client ☐ Lab pickup ☐ Lab sampling ☐ Job/SDG No.

Sample Identification	Sample Date	Sample Time	Matrix: Air	Aqueous	Sediment	Solid	Other:	Containers & Preservatives: H2SO4	HNO3	HCl	NaOH	ZnAc/NaOH	Unpres	Other:	Filtered Sample (Y/N)	Composite C/Grab G	Analyses: NOC 8260	SVOC 8270	Pest 8081	PCB 8082	Metals 6020/6010 7470	Explosives 8330	Propellants	Hex Cr.	Nitrate/Nitrite	Sample Specific Notes / Special Instructions: Cooler ID3
FWGLL3MW-~~08~~ 238C-1776-GW (ASD 8/3/11)	8/3/11	0800		X						3			7		N	G	X	X*	X	X		X	X			ASD88
FWGLL3MW-238C-1776-GF	↓	0859		X					1						Y	G					X					↓
FWGTEAM3-Trip	↓	0859		X						2					N	G	X									IC3
FWGLL12MW-128C-1781-GW	8/3/11	1019		X				3		9			27		N	G	X	X	X	X		X	X		X	MS/MSD 185 ID27 IC3
FWGLL12MW-128C-1781-GF	↓	↓		X					3				3		Y	G					X			X		↓ ↓
FWGLL12MW-088C-1778-GW	8/3/11	1219		X				3		9			27		Y	G	X	X	X	X		X	X		X	MS/MSD 316, C8, PH4
FWGLL12MW-088C-1778-GF	↓	↓		X					3				3		Y	G					X			X		↓
FWGLL12MW-186C-1788-GW	8/3/11	1519		X				1		3			9		Y	G										511
FWGLL12MW-186C-1788-GF	↓	1519		X					1				1		Y	G										511

ASD 8/3/11

Possible Hazard Identification: ☑ Non-Hazard ☐ Flammable ☐ Skin Irritant ☐ Poison B ☐ Unknown

Sample Disposal (A fee may be assessed if samples are retained longer than 1 month): ☐ Return to Client ☑ Disposal By Lab ☐ Archive For ___ Months

Special Instructions/QC Requirements & Comments: Metals and Hexavalent Chromefield filtered
Temps may not meet requirements if pickup near collection time

* SVOC = Nitroaromatics + phthalates
All other SVOC = * + phenols + PAH

All VOAs in cooler IC3
All hex Chrome in cooler STL-2

Relinquished by:	Company:	Date/Time:	Received by:	Company:	Date/Time:
Erik Corbin	EQ	8/3/11 17:30	RC [signature]	TAL-NC	8/3/11 1730
RC [signature]	TAL-NC	8/3/11 1841			
			Received in Laboratory by: [signature]	TA NC	8/4/11 0700

©2008, TestAmerica Laboratories, Inc. All rights reserved.
TestAmerica & Design ™ are trademarks of TestAmerica Laboratories, Inc.

TAL-0018 (1008)

TestAmerica Cooler Receipt Form/Narrative **Lot Number:** 2499

North Canton Facility

Client EQM Project RVAAP By: (Signature)

Cooler Received on 8/4/11 Opened on 8/4/11

FedEx ☐ UPS ☐ DHL ☐ FAS ☐ Stetson ☐ Client Drop Off ☐ TestAmerica Courier ☒ Other

TestAmerica Cooler # Multiple Coolers ☒ Foam Box ☐ Client Cooler ☐ Other

1. Were custody seals on the outside of the cooler(s)? Yes ☒ No ☐ Intact? Yes ☒ No ☐ NA ☐
   If YES, Quantity 21 Quantity Unsalvageable
   Were custody seals on the outside of cooler(s) signed and dated? Yes ☒ No ☐ NA ☐
   Were custody seals on the bottle(s)? Yes ☐ No ☒
   If YES, are there any exceptions?
2. Shippers' packing slip attached to the cooler(s)? Yes ☐ No ☒
3. Did custody papers accompany the sample(s)? Yes ☒ No ☐ Relinquished by client? Yes ☒ No ☐
4. Were the custody papers signed in the appropriate place? Yes ☒ No ☐
5. Packing material used: Bubble Wrap ☒ Foam ☐ None ☐ Other
6. Cooler temperature upon receipt °C See back of form for multiple coolers/temps ☒ SEE Attached
   METHOD: IR ☒ Other ☐
   COOLANT: Wet Ice ☒ Blue Ice ☐ Dry Ice ☐ Water ☐ None ☐
7. Did all bottles arrive in good condition (Unbroken)? Yes ☒ No ☐
8. Could all bottle labels be reconciled with the COC? Yes ☒ No ☐
9. Were sample(s) at the correct pH upon receipt? Yes ☒ No ☐ NA ☐
10. Were correct bottle(s) used for the test(s) indicated? Yes ☒ No ☐
11. Were air bubbles >6 mm in any VOA vials? Yes ☐ No ☒ NA ☐
12. Sufficient quantity received to perform indicated analyses? Yes ☒ No ☐
13. Was a trip blank present in the cooler(s)? Yes ☒ No ☐ Were VOAs on the COC? Yes ☒ No ☐

Contacted PM Date by via Verbal ☐ Voice Mail ☐ Other ☐

Concerning

14. CHAIN OF CUSTODY

The following discrepancies occurred:

15. SAMPLE CONDITION

Sample(s) were received after the recommended holding time had expired.

Sample(s) were received in a broken container.

Sample(s) were received with bubble >6 mm in diameter. (Notify PM)

16. SAMPLE PRESERVATION

Sample(s) were further preserved in Sample Receiving to meet recommended pH level(s). *Nitric Acid Lot#* 100110-HNO_3; *Sulfuric Acid Lot#* 110410-H_2SO_4; *Sodium Hydroxide Lot#* 100108 -*NaOH; Hydrochloric Acid Lot#* 092006-*HCl; Sodium Hydroxide and Zinc Acetate Lot#* 100108-$(CH_3COO)_2ZN/NaOH$. What time was preservative added to sample(s)?

Client ID	pH	Date	Initials
1774	<2	8/4/11	9
1795	<2 <2		
1802	<2 <2		
1783	<2 <2		
1782	<2 <2		
1807	<2 <2		
1773	<2		
1800	<2		

TestAmerica Cooler Receipt Form/Narrative
North Canton Facility

Client ID	pH	Date	Initials
1793	<2 <2	8/4/11	9
1789	<2 <2		
1792	<2 <2		
1786	<2 <2		
1796	<2		
1781	<2 <2 <2 <2 <2 <2		
1778	<2 <2 <2 <2 <2 <2		
1788	<2 <2		

Cooler #	Temp. °C	Method	Coolant

Discrepancies Cont'd:

TestAmerica Multiple Cooler Receipt Form/Narrative — Lot Number: 2499
North Canton Facility

Cooler #	Temp °C	Method	Coolant	Comments
EC1	2.8	IR	Ice	
M23	2.4			
310	3.8			
SR3	2.8			
Cletus	2.8			
STL-1	3.4			
4110	2.4			
405	2.6			
14015	2.6			
173	3.7			
JM1	4.3			
C222	2.1			
ASD88	4.2			
IC3	3.8			
185	5.1			
FD27	3.4			
316	2.8			
C8	5.2			
PH4	3.4			
511	2.6			
STL-2	1.8			

Login Sample Receipt Checklistg

Client: Environmental Quality Mgt., Inc.i

Job Number: 240-2499-1i

Login Number: 2499g

List Source: TestAmerica North Canton

List Number: 1

Creator: McFadden, John

Questiong	Answerg	Comment
Radioactivity either was not measured or, if measured, is at or below background	N/A	
The cooler's custody seal, if present, is intact.	True	
The cooler or samples do not appear to have been compromised or tampered with.	True	
Samples were received on ice.	True	
Cooler Temperature is acceptable.	Truei	1.8
Cooler Temperature is recorded.	Truei	2.8/2.4/3.8/2.8/2.8/3.4/2.4/2.6/2.6/3.7/4.3/2.1/4.2 /3.8/5.1/3.4/2.8/5.2/3.4/2.6i
COC is present.	Truei	
COC is filled out in ink and legible.	Truei	
COC is filled out with all pertinent information.	Truei	
Is the Field Sampler's name present on COC?	Truei	
There are no discrepancies between the sample IDs on the containers and the COC.	Truei	
Samples are received within Holding Time.	Truei	
Sample containers have legible labels.	Truei	
Containers are not broken or leaking.	Truei	
Sample collection date/times are provided.	Truei	
Appropriate sample containers are used.	Truei	
Sample bottles are completely filled.	Truei	
Sample Preservation Verified.	Truei	
There is sufficient vol. for all requested analyses, incl. any requested MS/MSDs	Truei	
VOA sample vials do not have headspace or bubble is <6mm (1/4") in diameter.	Truei	
Multiphasic samples are not present.	Truei	
Samples do not requ re splitting or compositing.	Truei	
Residual Chlorine Checked.	N/Ai	

CASE NARRATIVES

Client: Environmental Quality Mgt., Inc.S

Project: RVAAP (OH)S

Report Number: 240-2499-1S

With the exceptions noted as flags or footnotes, standard analytical protocols were followed in the analysis of the samples and no t problems were encountered or anomalies observed. In addition all laboratory quality control samples were within established control t limits, with any exceptions noted below. Each sample was analyzed to achieve the lowest possible reporting limit within the constraints t of the method. In some cases, due to interference or analytes present at high concentrations, samples were diluted. For diluted t samples, the reporting limits are adjusted relative to the dilution required.t

TestAmerica North Canton at ests to the validity of the laboratory data generated by TestAmerica facilities reported herein. All analyses t performed by TestAmerica facilities were done using established laboratory SOPs that incorporate QA/QC procedures described in the t application methods. TestAmerica's operations groups have reviewed the data for compliance with the laboratory QA/QC plan, and data t have been found to be compliant with laboratory protocols unless otherwise noted below.t

The test resul s in this report meet all NELAP requirements for parameters for which accreditation is required or available. Any t exceptions to NELAP requirements are noted in this report. Pursuant to NELAP, this report may not be reproduced, except in full, t without the writ en approval of the laboratory.t

Calculations are performed before rounding to avoid round-off errors in calculated resul s.t

All holding times were met and proper preservation noted for the methods performed on these samples, unless otherwise detailed in the t individual sections below.t

All solid sample resul s are reported on an "as received" basis unless otherwise indicated by the presence of a % solids value in the t method header.t

This laboratory report is confidential and is intended for the sole use of TestAmerica and its client.t

RECEIPTS

The samples were received on 08/04/2011; the samples arrived in good condition, properly preserved and on ice. The temperature of t he coolers at receipt were 2.1, 2.4, 2.6, 2.8, 3.4, 3.7, 3.8, 4.2, 4.3 and 5.2 C.t

VOLATILE ORGANIC COMPOUNDS (GC-MS)S

Samples FWGTEAM1-TRIP (240-2499-1), FWGLL3mw-235C-1774-GW (240-2499-2), FWGLL12mw-245C-1795-GW (240-2499-4), t FWGLL12mw-DUP4-1802-GW (240-2499-6), FWGLL12mw-154C-1783-GW (240-2499-8), FWGLL12mw-153C-1782-GW t (240-2499-10), FWGTEAM2-TRIP (240-2499-13), FWGLL3mw-234C-1773-GW (240-2499-14), FWGLL3mw-DUP2-1800-GW t (240-2499-16), FWGLL12mw-243C-1793-GW (240-2499-18), FWGLL12mw-187C-1789-GW (240-2499-20), t FWGLL12mw-242C-1792-GW (240-2499-22), FWGLL12mw-184C-1786-GW (240-2499-24), FWGLL3mw-238C-1776-GW t (240-2499-26), FWGTEAM3-TRIP (240-2499-28), FWGLL12mw-128C-1781-GW (240-2499-29), FWGLL12mw-088C-1778-GW t (240-2499-31) and FWGLL12mw-186C-1788-GW (240-2499-33) were analyzed for volatile organic compounds (GC-MS) in accordance t with EPA SW-846 Method 8260B. The samples were analyzed on 08/15/2011 and 08/16/2011. t

2-Hexanone failed the recovery criteria low for MRL 240-12008/29. 2-Butanone (MEK) and Acetone failed the recovery criteria high for t MRL 240-12008/4. Methylene Chloride failed the recovery criteria low for MRL 240-12149/4. 2-Butanone (MEK) failed the recovery t criteria high. Refer to the QC report for details.t
Spiked QC resul s for cis-1,2-Dichloroethene and trans-1,2-Dichloroethene are reported in support of 1,2-Dichloroethene, total.t
Spiked QC resul s for m-Xylenes & p-Xylene and o-Xylene are reported in support of Xylenes, total.t
No other difficul ies were encountered during the VOCs analyses. All other quality control parameters were within the acceptance limits.

SEMIVOLATILE ORGANIC COMPOUNDS (GC-MS)S

Samples FWGLL3mw-235C-1774-GW (240-2499-2), FWGLL12mw-245C-1795-GW (240-2499-4), FWGLL12mw-DUP4-1802-GW t (240-2499-6), FWGLL12mw-154C-1783-GW (240-2499-8), FWGLL12mw-153C-1782-GW (240-2499-10), FWGLL3mw-234C-1773-GW t (240-2499-14), FWGLL3mw-DUP2-1800-GW (240-2499-16), FWGLL12mw-243C-1793-GW (240-2499-18), t FWGLL12mw-187C-1789-GW (240-2499-20), FWGLL12mw-242C-1792-GW (240-2499-22), FWGLL12mw-184C-1786-GW t (240-2499-24), FWGLL3mw-238C-1776-GW (240-2499-26), FWGLL12mw-128C-1781-GW (240-2499-29), t FWGLL12mw-088C-1778-GW (240-2499-31) and FWGLL12mw-186C-1788-GW (240-2499-33) were analyzed for semivolatile organic t compounds (GC-MS) in accordance with EPA SW-846 Method 8270C. The samples were analyzed on 08/18/2011. t

Surrogates are added during the extraction process prior to dilution. When the sample is diluted, surrogate recoveries are diluted out t and no corrective action is required.t

The following listed samples contained surrogate recoveries low and outside acceptance limits. Since LCG criterion is that all t surrogates be above 10%, no corrective action is required.t

FWGLL12mw-153C-1782-GW (240-2499-10): 2-Fluorobiphenyl and Terphenyl-d14 t
FWGEQUIPRINSE3-1807-GW (240-2499-12): 2-Fluorobiphenyl t
FWGLL12mw-187C-1789-GW (240-2499-20): 2-Fluorobiphenyl t
FWGLL12mw-242C-1792-GW (240-2499-22): 2-Fluorobiphenyl, Nitrobenzene-d5, and Terphenyl-d14t
FWGLL12mw-184C-1786-GW (240-2499-24): 2-Fluorobiphenyl t
FWGLL3mw-238C-1776-GW (240-2499-26):2-Fluorobiphenyl t
FWGLL12mw-128C-1781-GW (240-2499-29): Terphenyl-d14 t
FWGLL12mw-088C-1778-GW (240-2499-31): 2-Fluorobiphenyl, Nitrobenzene-d5, and Terphenyl-d14t
FWGLL12mw-186C-1788-GW (240-2499-33): 2-Fluorobiphenyl (Surr) and Nitrobenzene-d5t
FWGLL12mw-245C-1795-GW (240-2499-4): 2-Fluorobiphenyl (Surr) and Nitrobenzene-d5 t
FWGLL12mw-154C-1783-GW (240-2499-8): 2-Fluorobiphenyl
FWGLL12mw-128C-1781-GWMSD (240-2499-29MSD): Terphenyl-d14 t

Several analytes failed the recovery criteria low for the MS and MSD of sample FWGLL12mw-128C-1781-GW (240-2499-29) in batch t 240-12443. Di-n-octyl phthalate exceeded the rpd limit. Refer to the QC report for details.t

Hexachlorocyclopentadiene failed the recovery criteria low for the MS and MSD of sample FWGLL12mw-088C-1778-GW (240-2499-31) t in batch 240-12443. Refer to the QC report for details.t

No other difficul ies were encountered during the SVOC analyses. All other quality control parameters were within the acceptance limits.t

CHLORINATED PESTICIDES

Samples FWGLL3mw-235C-1774-GW (240-2499-2), FWGLL12mw-245C-1795-GW (240-2499-4), FWGLL12mw-DUP4-1802-GW t (240-2499-6), FWGLL12mw-154C-1783-GW (240-2499-8), FWGLL12mw-153C-1782-GW (240-2499-10), FWGLL3mw-234C-1773-GW t (240-2499-14), FWGLL3mw-DUP2-1800-GW (240-2499-16), FWGLL12mw-243C-1793-GW (240-2499-18), t FWGLL12mw-187C-1789-GW (240-2499-20), FWGLL12mw-242C-1792-GW (240-2499-22), FWGLL12mw-184C-1786-GW t (240-2499-24), FWGLL3mw-238C-1776-GW (240-2499-26), FWGLL12mw-128C-1781-GW (240-2499-29), t FWGLL12mw-088C-1778-GW (240-2499-31) and FWGLL12mw-186C-1788-GW (240-2499-33) were analyzed for chlorinated t pesticides in accordance with EPA SW-846 Method 8081A. The samples were analyzed on 08/25/2011, 08/26/2011, 08/29/2011 and t 09/02/2011. t

Surrogates are added during the extraction process prior to dilution. When the sample dilution is 5X or greater, surrogate recoveries t are diluted out and no corrective action is required.t

The following listed samples contained surrogate recoveries low and outside acceptance limits. Since LCG criterion is that all t surrogates be above 10%, no corrective action is required.t

FWGLL12mw-153C-1782-GW (240-2499-10): DCB Decachlorobiphenyl t
FWGLL3mw-234C-1773-GW (240-2499-14): DCB Decachlorobiphenyl
FWGLL12mw-243C-1793-GW (240-2499-18): DCB Decachlorobiphenyl
FWGLL12mw-242C-1792-GW (240-2499-22): DCB Decachlorobiphenyl
FWGLL12mw-184C-1786-GW (240-2499-24): DCB Decachlorobiphenyl
FWGLL3mw-238C-1776-GW (240-2499-26): DCB Decachlorobiphenyl
FWGLL12mw-128C-1781-GW (240-2499-29): DCB Decachlorobiphenyl
FWGLL12mw-245C-1795-GW (240-2499-4)): DCB Decachlorobiphenyl
FWGLL12mw-DUP4-1802-GW (240-2499-6): DCB Decachlorobiphenyl and Tetrachloro-m-xylene t
FWGLL12mw-128C-1781-GWMS (240-2499-29MS): DCB Decachlorobiphenyl
FWGLL12mw-128C-1781-GWMSD (240-2499-29MSD): DCB Decachlorobiphenyl
FWGLL12mw-088C-1778-GWMSD (240-2499-31MSD): DCB Decachlorobiphenyl and Tetrachloro-m-xylene t

Several analytes failed the recovery criteria low for the MSD of sample FWGLL12mw-088C-1778-GW (240-2499-31) in batch t 240-13531. Several analytes exceeded the rpd limit. Refer to the QC report for details.t

Samples FWGLL3mw-DUP2-1800-GW (240-2499-16)[2X] and FWGLL3mw-238C-1776-GW (240-2499-26)[20X] required dilution prior t o analysis. The reporting limits have been adjusted accordingly.t

The opening Toxaphene continuing calibration verification (CCV) was recovered above the upper control limit. The samples associated t with this CCVFWGEQUIPRINSE3-1807-GW, FWGLL12mw-088C-1778-GW, FWGLL12mw-128C-1781-GW, t FWGLL12mw-153C-1782-GW, FWGLL12mw-154C-1783-GW, FWGLL12mw-184C-1786-GW, FWGLL12mw-186C-1788-GW, t

FWGLL12mw-187C-1789-GW, FWGLL12mw-242C-1792-GW, FWGLL12mw-243C-1793-GW, FWGLL12mw-245C-1795-GW, t FWGLL3mw-234C-1773-GW, FWGLL3mw-235C-1774-GW were not detected for Toxaphene above the reporting limit ; therefore the t data have been reported.t

The opening and closing Toxaphene continuing calibration verifications (CCVs) were recovered above the upper control limit. The t samples associated with this CCVFWGLL12mw-DUP4-1802-GW, FWGLL3mw-DUP2-1800-GW were not detected above the reporting t limit for Toxaphene; therefore the data have been reported.t

The opening continuing calibration verification (CCV) recovered some analytes above the upper control limit. The samples associated t with this CCVFWGLL12mw-DUP4-1802-GW, FWGLL3mw-DUP2-1800-GW were not detected above the reporting limits for the affected t analytes; therefore the data have been reported.t

The opening and closing Toxaphene continuing calibration verifications (CCVs) were recovered above the upper control limit. The t samples associated with these CCVs FWGLL3mw-238C-1776-GW were not detected above the reporting limits ; therefore the data have t been reported.t

The opening and closing MRLs recovered some analytes above the upper control limit. The samples associated with these MRLs t FWGLL3mw-238C-1776-GW were not detected above the reporting limits for the affected analytes; therefore the data have been t reportedt

No other difficul ies were encountered during the pesticides analyses. All other quality control parameters were within the acceptance t limits.t

POLYCHLORINATED BIPHENYLS (PCBS)S

Samples FWGLL12mw-245C-1795-GW (240-2499-4), FWGLL12mw-DUP4-1802-GW (240-2499-6), FWGLL12mw-154C-1783-GW t (240-2499-8), FWGLL12mw-153C-1782-GW (240-2499-10), FWGLL12mw-243C-1793-GW (240-2499-18), t FWGLL12mw-187C-1789-GW (240-2499-20), FWGLL12mw-242C-1792-GW (240-2499-22), FWGLL12mw-184C-1786-GW t (240-2499-24), FWGLL12mw-128C-1781-GW (240-2499-29), FWGLL12mw-088C-1778-GW (240-2499-31) and t FWGLL12mw-186C-1788-GW (240-2499-33) were analyzed for polychlorinated biphenyls (PCBs) in accordance with EPA SW-846 t Method 8082. The samples were analyzed on 08/17/2011 and 08/18/2011. t

Surrogates are added during the extraction process prior to dilution. When the sample dilution is 5X or greater, surrogate recoveries t are diluted out and no corrective action is required.t

The following listed samples contained surrogate recoveries low and outside acceptance limits. Since LCG criterion is that all t surrogates be above 10%, no corrective action is required.t

FWGLL12mw-153C-1782-GW (240-2499-10): DCB Decachlorobiphenyl t
FWGLL12mw-243C-1793-GW (240-2499-18): DCB Decachlorobiphenyl t
FWGLL12mw-242C-1792-GW (240-2499-22): DCB Decachlorobiphenyl t
FWGLL12mw-184C-1786-GW (240-2499-24): DCB Decachlorobiphenyl t
FWGLL12mw-128C-1781-GW (240-2499-29): DCB Decachlorobiphenyl t
FWGLL12mw-186C-1788-GW (240-2499-33): DCB Decachlorobiphenyl t
FWGLL12mw-245C-1795-GW (240-2499-4): DCB Decachlorobiphenyl t
FWGLL12mw-DUP4-1802-GW (240-2499-6): DCB Decachlorobiphenyl t
FWGLL12mw-154C-1783-GW (240-2499-8): DCB Decachlorobiphenyl t
FWGLL12mw-128C-1781-GWMS (240-2499-29MS): DCB Decachlorobiphenyl t
FWGLL12mw-128C-1781-GWMSD (240-2499-29MSD): DCB Decachlorobiphenyl t

No other difficul ies were encountered during the PCBs analyses. All other quality control parameters were within the acceptance limits.t

TOTAL RECOVERABLE METALS (ICP)S

Samples FWGLL3mw-235C-1774-GF (240-2499-3), FWGLL12mw-245C-1795-GF (240-2499-5), FWGLL12mw-DUP4-1802-GF t (240-2499-7), FWGLL12mw-154C-1783-GF (240-2499-9), FWGLL12mw-153C-1782-GF (240-2499-11), FWGLL3mw-234C-1773-GF t (240-2499-15), FWGLL3mw-DUP2-1800-GF (240-2499-17), FWGLL12mw-243C-1793-GF (240-2499-19), t FWGLL12mw-187C-1789-GF (240-2499-21), FWGLL12mw-242C-1792-GF (240-2499-23), FWGLL12mw-184C-1786-GF t (240-2499-25), FWGLL3mw-238C-1776-GF (240-2499-27), FWGLL12mw-128C-1781-GF (240-2499-30), FWGLL12mw-088C-1778-GF t (240-2499-32) and FWGLL12mw-186C-1788-GF (240-2499-34) were analyzed for total recoverable metals (ICP) in accordance with t EPA SW-846 Method 6010B. The samples were analyzed on 08/16/2011 and 08/17/2011. t

Potassium was detected in method blank MB 240-10947/1-A at a level that was above the method detection limit but below the reporting t limit. The value should be considered an estimate, and has been flagged “J”. If the associated sample reported a resul above the MDL t and/or RL, the resul has been “B” flagged. Refer to the QC report for details.t

Sample FWGLL12mw-187C-1789-GF (240-2499-21)[5X] required dilution prior to analysis. The reporting limits have been adjusted t accordingly.t

No other difficul ies were encountered during the metals analyses. All other quality control parameters were within the acceptance t limits.t

TOTAL RECOVERABLE METALS (ICPMS)S

Samples FWGLL3mw-235C-1774-GF (240-2499-3), FWGLL12mw-245C-1795-GF (240-2499-5), FWGLL12mw-DUP4-1802-GF t (240-2499-7), FWGLL12mw-154C-1783-GF (240-2499-9), FWGLL12mw-153C-1782-GF (240-2499-11), FWGLL3mw-234C-1773-GF t (240-2499-15), FWGLL3mw-DUP2-1800-GF (240-2499-17), FWGLL12mw-243C-1793-GF (240-2499-19), t FWGLL12mw-187C-1789-GF (240-2499-21), FWGLL12mw-242C-1792-GF (240-2499-23), FWGLL12mw-184C-1786-GF t (240-2499-25), FWGLL3mw-238C-1776-GF (240-2499-27), FWGLL12mw-128C-1781-GF (240-2499-30), FWGLL12mw-088C-1778-GF t (240-2499-32) and FWGLL12mw-186C-1788-GF (240-2499-34) were analyzed for total recoverable metals (ICPMS) in accordance with t EPA SW-846 Method 6020. The samples were analyzed on 08/23/2011. t

Sodium was detected in method blank MB 240-10947/1-A at a level exceeding the reporting limit. If the associated sample reported a t resul above the MDL and/or RL, the resul has been “B” flagged. t

Thallium was detected in method blank MB 240-10947/1-A at a level that was above the method detection limit but below the reporting t limit. The value should be considered an estimate, and has been flagged “J”. If the associated sample reported a resul above the MDL t and/or RL, the resul has been “B” flagged. Refer to the QC report for details.t

No other difficul ies were encountered during the metals analyses. All other quality control parameters were within the acceptance t limits.t

HEXAVALENT CHROMIUMS

Samples FWGLL12mw-245C-1795-GF (240-2499-5), FWGLL12mw-DUP4-1802-GF (240-2499-7), FWGLL12mw-154C-1783-GF t (240-2499-9), FWGLL12mw-153C-1782-GF (240-2499-11), FWGLL12mw-243C-1793-GF (240-2499-19), FWGLL12mw-187C-1789-GF t (240-2499-21), FWGLL12mw-242C-1792-GF (240-2499-23), FWGLL12mw-184C-1786-GF (240-2499-25), t FWGLL12mw-128C-1781-GF (240-2499-30), FWGLL12mw-088C-1778-GF (240-2499-32) and FWGLL12mw-186C-1788-GF t (240-2499-34) were analyzed for Hexavalent chromium in accordance with EPA SW-846 Method 7196A. The samples were analyzed on t 08/04/2011. t

Hexavalent chromium failed the recovery criteria low for the MS and MSD of sample FWGLL12mw-128C-1781-GF (240-2499-30) in t batch 240-10835. Refer to the QC report for details.t

No other difficul ies were encountered during the hexavalent chromium analyses. All other quality control parameters were within the t acceptance limits.t

TOTAL MERCURYS

Samples FWGLL3mw-235C-1774-GF (240-2499-3), FWGLL12mw-245C-1795-GF (240-2499-5), FWGLL12mw-DUP4-1802-GF (240-2499-7), FWGLL12mw-154C-1783-GF (240-2499-9), FWGLL12mw-153C-1782-GF (240-2499-11), FWGLL3mw-234C-1773-GF (240-2499-15), FWGLL3mw-DUP2-1800-GF (240-2499-17), FWGLL12mw-243C-1793-GF (240-2499-19), FWGLL12mw-187C-1789-GF (240-2499-21), FWGLL12mw-242C-1792-GF (240-2499-23), FWGLL12mw-184C-1786-GF (240-2499-25), FWGLL3mw-238C-1776-GF (240-2499-27), FWGLL12mw-128C-1781-GF (240-2499-30), FWGLL12mw-088C-1778-GF (240-2499-32) and FWGLL12mw-186C-1788-GF (240-2499-34) were analyzed for total mercury in accordance with EPA SW-846 Methods 7470A. The samples were analyzed on 08/10/2011.

No difficul ies were encountered during the mercury analyses. All quality control parameters were within the acceptance limits.

Case Narrative

TestAmerica West Sacramento Project Number G1H050492

General Comments
As requested, the collection time for sample 13 was changed to 8:59 AM.

Following US EPA Region V guidelines, manual integrations were performed only when necessary and are in compliance with the laboratory's standard operating procedure, Acceptable Manual Integration Practices, SOP No.: S-Q-004, including Addendum 1. The reason for the manual integration has been documented on the affected chromatograms, which are provided in the raw data package. The raw data also includes the original chromatograms prior to any manual integration being performed. Please refer to the manual integration addendum for specific information.

WATER, 8330, Explosives
Samples: 13
The surrogate recovery was diluted out on this sample

WATER, 353.2, Nitrate-Nitrite
Samples: 2, 3, 4, 5, 6, 9, 10, 11, 12, 14, 15, 16
The matrix spikes, which were performed on samples 14 & 15, have low recoveries due to possible matrix interferences. Since the laboratory control sample met acceptance criteria, no corrective action was performed.

There are no other anomalies associated with this project.

Client Sample ID: FWGTEAM1-TRIP i
Date Collected: 08/03/11 08:00 i
Date Received: 08/04/11 07:00 i

Lab Sample ID: 240-2499-1 i
Matr x: Water i

Method: 8260B - Volatile Organic Compounds (GC/MS) i

Analytei	Resulti	Qualif er i	RL i	MDL i	Uniti	Di	Prepared i	Analyzed i	Dil Fac i
1,1,1-Trichloroethanes	1.0s	Us	1.0s	0.22s	ug/L s			08/15/11 17:29s	1s
1,1,2,2-Tetrachloroethanes	1.0s	Us	1.0s	0.18 s	ug/L s			08/15/11 17:29s	1s
1,1,2-Trichloroethanes	1.0s	Us	1.0s	0.27 s	ug/L s			08/15/11 17:29s	1s
1,1-Dichloroethanes	1.0s	Us	1.0s	0.15s	ug/L s			08/15/11 17:29s	1s
1,1-Dichloroethenes	1.0s	Us	1.0s	0.19s	ug/L s			08/15/11 17:29s	1s
1,2-Dichloroethanes	1.0s	Us	1.0s	0.22s	ug/L s			08/15/11 17:29s	1s
1,2-Dichloroethene, Totals	1.0s	Us	1.0s	0.34s	ug/L s			08/15/11 17:29s	1s
1,2-Dichloropropanes	1.0s	Us	1.0s	0.18 s	ug/L s			08/15/11 17:29s	1s
2-Hexanones	10s	Us	10s	0.41s	ug/L s			08/15/11 17:29s	1s
Bromochloromethanes	1.0s	Us	1.0s	0.29s	ug/L s			08/15/11 17:29s	1s
Acetonei	1.1 i	Ji	10s	1.1s	ug/L s			08/15/11 17:29s	1s
Benzenes	1.0s	Us	1.0s	0.13 s	ug/L s			08/15/11 17:29s	1s
Bromoforms	1.0s	Us	1.0s	0.64s	ug/L s			08/15/11 17:29s	1s
Bromomethanes	1.0s	Us	1.0s	0.41s	ug/L s			08/15/11 17:29s	1s
Carbon disulfides	1.0s	Us	1.0s	0.13 s	ug/L s			08/15/11 17:29s	1s
Carbon tetrachlorides	1.0s	Us	1.0s	0.13 s	ug/L s			08/15/11 17:29s	1s
Chlorobenzenes	1.0s	Us	1.0s	0.15s	ug/L s			08/15/11 17:29s	1s
Chloroethanes	1.0s	Us	1.0s	0.29s	ug/L s			08/15/11 17:29s	1s
Chloroforms	1.0s	Us	1.0s	0.16 s	ug/L s			08/15/11 17:29s	1s
Chloromethanes	1.0s	Us	1.0s	0.30s	ug/L s			08/15/11 17:29s	1s
cis-1,2-Dichloroethenes	1.0s	Us	1.0s	0.17 s	ug/L s			08/15/11 17:29s	1s
cis-1,3-Dichloropropenes	1.0s	Us	1.0s	0.14s	ug/L s			08/15/11 17:29s	1s
Bromodichloromethanes	1.0s	Us	1.0s	0.15s	ug/L s			08/15/11 17:29s	1s
Ethylbenzenes	1.0s	Us	1.0s	0.17 s	ug/L s			08/15/11 17:29s	1s
1,2-Dibromoethanes	1.0s	Us	1.0s	0.24s	ug/L s			08/15/11 17:29s	1s
m-Xylene & p-Xylenes	2.0s	Us	2.0s	0.24s	ug/L s			08/15/11 17:29s	1s
2-Butanone (MEK)s	10s	Us	10s	0.57 s	ug/L s			08/15/11 17:29s	1s
4-Methyl-2-pentanone (MIBK)s	10s	Us	10s	0.32s	ug/L s			08/15/11 17:29s	1s
Methylene Chlorides	2.0s	Us	2.0s	0.33 s	ug/L s			08/15/11 17:29s	1s
o-Xylenes	1.0s	Us	1.0s	0.14s	ug/L s			08/15/11 17:29s	1s
Styrenes	1.0s	Us	1.0s	0.11s	ug/L s			08/15/11 17:29s	1s
Tetrachloroethenes	1.0s	Us	1.0s	0.29s	ug/L s			08/15/11 17:29s	1s
Toluenes	1.0s	Us	1.0s	0.13 s	ug/L s			08/15/11 17:29s	1s
trans-1,2-Dichloroethenes	1.0s	Us	1.0s	0.19s	ug/L s			08/15/11 17:29s	1s
trans-1,3-Dichloropropenes	1.0s	Us	1.0s	0.19s	ug/L s			08/15/11 17:29s	1s
Trichloroethenes	1.0s	Us	1.0s	0.17 s	ug/L s			08/15/11 17:29s	1s
Vinyl chlorides	1.0s	Us	1.0s	0.22s	ug/L s			08/15/11 17:29s	1s
Xylenes, Totals	2.0s	Us	2.0s	0.28 s	ug/L s			08/15/11 17:29s	1s
Dibromochloromethanes	1.0s	Us	1.0s	0.18 s	ug/L s			08/15/11 17:29s	1s

Surrogatea	*% Recoverya*	*Qualifiera*	*Limitsa*	*Prepareda*	*Analyzeda*	*Dil Faca*
1,2-Dichloroethane-d4 (Surr)2	*962*		*50 - 1502*		*08/15/11 17:292*	*12*
4-Bromofluorobenzene (Surr)2	*1002*		*50 - 1502*		*08/15/11 17:292*	*12*
Toluene-d8 (Surr)2	*1002*		*50 - 1502*		*08/15/11 17:292*	*12*
Dibromofluoromethane (Surr)2	*972*		*50 - 1502*		*08/15/11 17:292*	*12*

Client Sample ID: FWGLL3mw-235C-1774-GW **Lab Sample ID: 240-2499-2**
Date Collected: 08/03/11 09:05 **Matrix: Water**
Date Received: 08/04/11 07:00

Method: 8260B - Volatile Organic Compounds (GC/MS)

Analyte	Result	Qualifier	RL	MDL	Unit	D	Prepared	Analyzed	Dil Fac
1,1,1-Trichloroethanes	1.0	U	1.0	0.22	ug/L			08/15/11 17:51	1
1,1,2,2-Tetrachloroethanes	1.0	U	1.0	0.18	ug/L			08/15/11 17:51	1
1,1,2-Trichloroethanes	1.0	U	1.0	0.27	ug/L			08/15/11 17:51	1
1,1-Dichloroethanes	1.0	U	1.0	0.15	ug/L			08/15/11 17:51	1
1,1-Dichloroethenes	1.0	U	1.0	0.19	ug/L			08/15/11 17:51	1
1,2-Dichloroethanes	1.0	U	1.0	0.22	ug/L			08/15/11 17:51	1
1,2-Dichloroethene, Totals	1.0	U	1.0	0.34	ug/L			08/15/11 17:51	1
1,2-Dichloropropanes	1.0	U	1.0	0.18	ug/L			08/15/11 17:51	1
2-Hexanones	10	U	10	0.41	ug/L			08/15/11 17:51	1
Bromochloromethanes	1.0	U	1.0	0.29	ug/L			08/15/11 17:51	1
Acetones	10	U	10	1.1	ug/L			08/15/11 17:51	1
Benzenes	1.0	U	1.0	0.13	ug/L			08/15/11 17:51	1
Bromoforms	1.0	U	1.0	0.64	ug/L			08/15/11 17:51	1
Bromomethanes	1.0	U	1.0	0.41	ug/L			08/15/11 17:51	1
Carbon disulfides	1.0	U	1.0	0.13	ug/L			08/15/11 17:51	1
Carbon tetrachlorides	1.0	U	1.0	0.13	ug/L			08/15/11 17:51	1
Chlorobenzenes	1.0	U	1.0	0.15	ug/L			08/15/11 17:51	1
Chloroethanes	1.0	U	1.0	0.29	ug/L			08/15/11 17:51	1
Chloroforms	1.0	U	1.0	0.16	ug/L			08/15/11 17:51	1
Chloromethanes	1.0	U	1.0	0.30	ug/L			08/15/11 17:51	1
cis-1,2-Dichloroethenes	1.0	U	1.0	0.17	ug/L			08/15/11 17:51	1
cis-1,3-Dichloropropenes	1.0	U	1.0	0.14	ug/L			08/15/11 17:51	1
Bromodichloromethanes	1.0	U	1.0	0.15	ug/L			08/15/11 17:51	1
Ethylbenzenes	1.0	U	1.0	0.17	ug/L			08/15/11 17:51	1
1,2-Dibromoethanes	1.0	U	1.0	0.24	ug/L			08/15/11 17:51	1
m-Xylene & p-Xylenes	2.0	U	2.0	0.24	ug/L			08/15/11 17:51	1
2-Butanone (MEK)	10	U	10	0.57	ug/L			08/15/11 17:51	1
4-Methyl-2-pentanone (MIBK)	10	U	10	0.32	ug/L			08/15/11 17:51	1
Methylene Chlorides	2.0	U	2.0	0.33	ug/L			08/15/11 17:51	1
o-Xylenes	1.0	U	1.0	0.14	ug/L			08/15/11 17:51	1
Styrenes	1.0	U	1.0	0.11	ug/L			08/15/11 17:51	1
Tetrachloroethenes	1.0	U	1.0	0.29	ug/L			08/15/11 17:51	1
Toluenes	1.0	U	1.0	0.13	ug/L			08/15/11 17:51	1
trans-1,2-Dichloroethenes	1.0	U	1.0	0.19	ug/L			08/15/11 17:51	1
trans-1,3-Dichloropropenes	1.0	U	1.0	0.19	ug/L			08/15/11 17:51	1
Trichloroethenes	1.0	U	1.0	0.17	ug/L			08/15/11 17:51	1
Vinyl chlorides	1.0	U	1.0	0.22	ug/L			08/15/11 17:51	1
Xylenes, Totals	2.0	U	2.0	0.28	ug/L			08/15/11 17:51	1
Dibromochloromethanes	1.0	U	1.0	0.18	ug/L			08/15/11 17:51	1

Surrogate	*% Recovery*	*Qualifier*	*Limits*	*Prepared*	*Analyzed*	*Dil Fac*
1,2-Dichloroethane-d4 (Surr)	*97*		*50 - 150*		*08/15/11 17:51*	*1*
4-Bromofluorobenzene (Surr)	*99*		*50 - 150*		*08/15/11 17:51*	*1*
Toluene-d8 (Surr)	*102*		*50 - 150*		*08/15/11 17:51*	*1*
Dibromofluoromethane (Surr)	*95*		*50 - 150*		*08/15/11 17:51*	*1*

Method: 8270C - Semivolatile Organic Compounds (GC/MS)

Analyte	Result	Qualifier	RL	MDL	Unit	D	Prepared	Analyzed	Dil Fac
2,4-Dinitrotoluenes	5.1	U	5.1	0.27	ug/L		08/05/11 09:02	08/18/11 14:35	1
2,6-Dinitrotoluenes	5.1	U	5.1	0.81	ug/L		08/05/11 09:02	08/18/11 14:35	1
Bis(2-ethylhexyl) phthalates	10	U	10	0.81	ug/L		08/05/11 09:02	08/18/11 14:35	1

Client Sample ID: FWGLL3mw-235C-1774-GWi
Date Collected: 08/03/11 09:05 i
Date Received: 08/04/11 07:00 i

Lab Sample ID: 240-2499-2 i
Matrix: Water i

Method: 8270C - Semivolatile Organic Compounds (GC/MS) (Continued) i

Analytei	Resulti	Qualifier i	RLi	MDLi	Uniti	Di	Preparedi	Analyzedi	Dil Faci
Butyl benzyl phthalates	1.0s	Us	1.0s	0.81s	ug/Ls		08/05/11 09:02s	08/18/11 14:35s	1s
Diethyl phthalates	1.0s	Us	1.0s	0.61s	ug/Ls		08/05/11 09:02s	08/18/11 14:35s	1s
Dimethyl phthalates	1.0s	Us	1.0s	0.29s	ug/Ls		08/05/11 09:02s	08/18/11 14:35s	1s
Di-n-butyl phthalates	1.0s	Us	1.0s	0.68s	ug/Ls		08/05/11 09:02s	08/18/11 14:35s	1s
Di-n-octyl phthalates	1.0s	Us	1.0s	0.81s	ug/Ls		08/05/11 09:02s	08/18/11 14:35s	1s
Nitrobenzenes	1.0s	Us	1.0s	0.040s	ug/Ls		08/05/11 09:02s	08/18/11 14:35s	1s

Surrogatea	*% Recoverya*	*Qualifiera*	*Limitsa*	*Prepareda*	*Analyzeda*	*Dil Faca*
-Fluorobiphenyl (Surr)2	*50*		*50 - 1502*	*08/05/11 09:02*	*08/18/11 14:352*	*12*
-Fluorophenol (Surr)2	*75*		*50 - 1502*	*08/05/11 09:02*	*08/18/11 14:352*	*12*
,4,6-Tribromophenol (Surr)2	*7*		*50 - 1502*	*08/05/11 09:02*	*08/18/11 14:352*	*12*
Nitrobenzene-d5 (Surr)2	*52*		*50 - 1502*	*08/05/11 09:02*	*08/18/11 14:352*	*12*
Phenol-d5 (Surr)2	*772*		*50 - 1502*	*08/05/11 09:02*	*08/18/11 14:352*	*12*
Terphenyl-d14 (Surr)2	*592*		*50 - 1502*	*08/05/11 09:02*	*08/18/11 14:352*	*12*

Method: 8081A - Organochlorine Pesticides (GC) i

Analytei	Resulti	Qualifier i	RLi	MDLi	Uniti	Di	Preparedi	Analyzedi	Dil Faci
Aldrins	0.029s	Us	0.029s	0.0078s	ug/Ls		08/06/11 08:35s	08/25/11 19:29s	1s
alpha-BHCs	0.029s	Us	0.029s	0.0067s	ug/Ls		08/06/11 08:35s	08/25/11 19:29s	1s
alpha-Chlordanes	0.029s	Us	0.029s	0.013s	ug/Ls		08/06/11 08:35s	08/25/11 19:29s	1s
beta-BHCs	0.029s	Us	0.029s	0.0080s	ug/Ls		08/06/11 08:35s	08/25/11 19:29s	1s
4,4'-DDD	0.029s	Us	0.029s	0.0091s	ug/Ls		08/06/11 08:35s	08/25/11 19:29s	1s
4,4'-DDEs	0.029s	Us	0.029s	0.0092s	ug/Ls		08/06/11 08:35s	08/25/11 19:29s	1s
4,4'-DDTs	0.029s	Us	0.029s	0.015s	ug/Ls		08/06/11 08:35s	08/25/11 19:29s	1s
delta-BHCs	0.029s	Us	0.029s	0.0083s	ug/Ls		08/06/11 08:35s	08/25/11 19:29s	1s
Dieldrins	0.029s	Us	0.029s	0.0071s	ug/Ls		08/06/11 08:35s	08/25/11 19:29s	1s
Endosulfan Is	0.024s	Us	0.024s	0.012s	ug/Ls		08/06/11 08:35s	08/25/11 19:29s	1s
Endosulfan IIs	0.024s	Us	0.024s	0.011s	ug/Ls		08/06/11 08:35s	08/25/11 19:29s	1s
Endosulfan sulfates	0.029s	Us	0.029s	0.010s	ug/Ls		08/06/11 08:35s	08/25/11 19:29s	1s
Endrins	0.029s	Us	0.029s	0.010s	ug/Ls		08/06/11 08:35s	08/25/11 19:29s	1s
Endrin aldehydes	0.029s	Us	0.029s	0.010s	ug/Ls		08/06/11 08:35s	08/25/11 19:29s	1s
Endrin ketones	0.029s	Us	0.029s	0.0074s	ug/Ls		08/06/11 08:35s	08/25/11 19:29s	1s
gamma-BHC (Lindane)s	0.029s	Us	0.029s	0.0061s	ug/Ls		08/06/11 08:35s	08/25/11 19:29s	1s
gamma-Chlordanes	0.029s	Us	0.029s	0.011s	ug/Ls		08/06/11 08:35s	08/25/11 19:29s	1s
Heptachlors	0.029s	Us	0.029s	0.0076s	ug/Ls		08/06/11 08:35s	08/25/11 19:29s	1s
Heptachlor epoxides	0.029s	Us	0.029s	0.0068s	ug/Ls		08/06/11 08:35s	08/25/11 19:29s	1s
Methoxychlors	0.095s	Us	0.095s	0.030s	ug/Ls		08/06/11 08:35s	08/25/11 19:29s	1s
Toxaphenes	1.9s	Us	1.9s	0.30s	ug/Ls		08/06/11 08:35s	08/25/11 19:29s	1s

Surrogatea	*% Recoverya*	*Qualifiera*	*Limitsa*	*Prepareda*	*Analyzeda*	*Dil Faca*
DCB Decachlorobiphenyl2	*812*		*502 1502*	*08/06/11 08:352*	*08/25/11 19:292*	*12*
DCB Decachlorobiphenyl2	*802*		*502 1502*	*08/06/11 08:352*	*08/25/11 19:292*	*12*
Tetrachloro-m-xylene2	*812*		*502 1502*	*08/06/11 08:352*	*08/25/11 19:292*	*12*
Tetrachloro-m-xylene2	*83 2*		*502 1502*	*08/06/11 08:352*	*08/25/11 19:292*	*12*

Method: 8330 (Modified) - Organic Compounds by UV/HPLC - Dissolved i

Analytei	Resulti	Qualifier i	RLi	MDLi	Uniti	Di	Preparedi	Analyzedi	Dil Faci
Nitroguanidines	20s	Us	20s	2.4s	ug/Ls		08/15/11 13:20s	08/16/11 16:13s	1s

Client Sample ID: FWGLL3mw-235C-1774-GWi

Date Collected: 08/03/11 09:05 i
Date Received: 08/04/11 07:00 i

Lab Sample ID: 240-2499-2 i

Matr x: Water i

Method: 8330/8330A - Nitroaromatics & Nitramines: Explosives (8330/A) i

Analytei	Resulti	Qualif er i	RL i	MDL i	Uniti	Di	Prepared i	Analyzed i	Dil Fac i
1,3,5-Trinitrobenzenes	0.10s	Us	0.10s	0.031s	ug/L s		08/10/11 08:30s	08/16/11 22:14s	1.02s
1,3-Dinitrobenzenes	0.10s	Us	0.10s	0.051s	ug/L s		08/10/11 08:30s	08/16/11 22:14s	1.02s
2-Amino-4,6-dinitrotoluenes	0.10s	Us	0.10s	0.10s	ug/L s		08/10/11 08:30s	08/16/11 22:14s	1.02s
2,4,6-Trinitrotoluenes	0.10s	Us	0.10s	0.051s	ug/L s		08/10/11 08:30s	08/16/11 22:14s	1.02s
2,4-Dinitrotoluenes	0.10s	Us	0.10s	0.051s	ug/L s		08/10/11 08:30s	08/16/11 22:14s	1.02s
2,6-Dinitrotoluenes	0.10s	Us	0.10s	0.051s	ug/L s		08/10/11 08:30s	08/16/11 22:14s	1.02s
2-Nitrotoluenes	0.51s	Us	0.51s	0.090s	ug/L s		08/10/11 08:30s	08/16/11 22:14s	1.02s
3-Nitrotoluenes	0.51s	Us	0.51s	0.058 s	ug/L s		08/10/11 08:30s	08/16/11 22:14s	1.02s
4-Amino-2,6-dinitrotoluenes	0.10s	Us	0.10s	0.051s	ug/L s		08/10/11 08:30s	08/16/11 22:14s	1.02s
4-Nitrotoluenes	0.51s	Us	0.51s	0.090s	ug/L s		08/10/11 08:30s	08/16/11 22:14s	1.02s
HMXs	0.10s	Us	0.10s	0.037 s	ug/L s		08/10/11 08:30s	08/16/11 22:14s	1.02s
Nitrobenzenes	0.10s	Us	0.10s	0.051s	ug/L s		08/10/11 08:30s	08/16/11 22:14s	1.02s
Nitroglycerins	0.66 s	Us	0.66 s	0.34s	ug/L s		08/10/11 08:30s	08/16/11 22:14s	1.02s
RDXs	0.10s	Us	0.10s	0.037 s	ug/L s		08/10/11 08:30s	08/16/11 22:14s	1.02s
PETNs	0.66 s	Us	0.66 s	0.31s	ug/L s		08/10/11 08:30s	08/16/11 22:14s	1.02s
Tetryls	0.10s	Us	0.10s	0.051s	ug/L s		08/10/11 08:30s	08/16/11 22:14s	1.02s

Surrogatea	*% Recoverya*	*Qualifiera*	*Limitsa*	*Prepareda*	*Analyzeda*	*Dil Faca*
3,4-Dinitrotoluene2	*912*		*50 - 1502*	*08/10/11 08:302*	*08/16/11 2 :142*	*1.02*

General Chemistry i

Analytei	Resulti	Qualif er i	RL i	MDL i	Uniti	Di	Prepared i	Analyzed i	Dil Fac i
Nitrocelluloses	2.0s	Us	2.0s	0.48 s	mg/L s		08/17/11 09:00s	08/18/11 12:23 s	1s

Client Sample ID: FWGLL3mw-235C-1774-GFi

Date Collected: 08/03/11 09:05 i
Date Received: 08/04/11 07:00 i

Lab Sample ID: 240-2499-3 i

Matr x: Water i

Method: 6010B - Metals (ICP) - Total Recoverablei

Analytei	Resulti	Qualif er i	RL i	MDL i	Uniti	Di	Prepared i	Analyzed i	Dil Fac i
Silvers	5.0s	Us	5.0s	2.2s	ug/L s		08/05/11 08:05s	08/16/11 14:49s	1s
Arsenic i	**3.3 i**	**Ji**	5.0s	3.2s	ug/L s		08/05/11 08:05s	08/16/11 14:49s	1s
Bar umi	**2.8 i**	**Ji**	10s	0.67 s	ug/L s		08/05/11 08:05s	08/16/11 14:49s	1s
Calc umi	**35000 i**		1000s	130s	ug/L s		08/05/11 08:05s	08/16/11 14:49s	1s
Cobalts	5.0s	Us	5.0s	1.7 s	ug/L s		08/05/11 08:05s	08/16/11 14:49s	1s
Chromiums	5.0s	Us	5.0s	2.2s	ug/L s		08/05/11 08:05s	08/16/11 14:49s	1s
Coppers	5.0s	Us	5.0s	4.5s	ug/L s		08/05/11 08:05s	08/16/11 14:49s	1s
Potassiumi	**710 i**	**J Bi**	1000s	72s	ug/L s		08/05/11 08:05s	08/16/11 14:49s	1s
Magnesiumi	**15000 i**		1000s	34s	ug/L s		08/05/11 08:05s	08/16/11 14:49s	1s
Manganesei	**9.5 i**	**Ji**	10s	0.41s	ug/L s		08/05/11 08:05s	08/16/11 14:49s	1s
Nickels	10s	Us	10s	3.2s	ug/L s		08/05/11 08:05s	08/16/11 14:49s	1s
Lead s	3.0s	Us	3.0s	1.9s	ug/L s		08/05/11 08:05s	08/16/11 14:49s	1s
Seleniums	5.0s	Us	5.0s	4.1s	ug/L s		08/05/11 08:05s	08/16/11 14:49s	1s
Vanadiums	10s	Us	10s	0.64s	ug/L s		08/05/11 08:05s	08/16/11 14:49s	1s

Method: 6020 - Metals (ICP/MS) - Total Recoverablei

Analytei	Resulti	Qualif er i	RL i	MDL i	Uniti	Di	Prepared i	Analyzed i	Dil Fac i
Aluminums	50s	Us	50s	19s	ug/L s		08/05/11 08:05s	08/23/11 21:43 s	1s
Berylliums	1.0s	Us	1.0s	0.20s	ug/L s		08/05/11 08:05s	08/23/11 21:43 s	1s
Cadmiums	0.50s	Us	0.50s	0.13 s	ug/L s		08/05/11 08:05s	08/23/11 21:43 s	1s

Client Sample ID: FWGLL3mw-235C-1774-GF i

Date Collected: 08/03/11 09:05 i
Date Received: 08/04/11 07:00 i

Lab Sample ID: 240-2499-3 i
Matr x: Water i

Method: 6020 - Metals (ICP/MS) - Total Recoverable (Continued) i

Analytei	Resulti	Qualif er	RL i	MDL i	Uniti	Di	Prepared i	Analyzed i	Dil Fac i
Ironi	65		50s	26 s	ug/L s		08/05/11 08:05s	08/23/11 21:43 s	1s
Antimony i	0.36 i	J	2.0s	0.13 s	ug/L s		08/05/11 08:05s	08/23/11 21:43 s	1s
Thalliumi	1.6 i	B	1.0s	0.14s	ug/L s		08/05/11 08:05s	08/23/11 21:43 s	1s
Z nc i	8.2 i	J	10s	2.3 s	ug/L s		08/05/11 08:05s	08/23/11 21:43 s	1s
Sodiumi	8600 i	B	1000s	6.9s	ug/L s		08/05/11 08:05s	08/23/11 21:43 s	1s

Method: 7470A - Mercury (CVAA) i

Analytei	Resulti	Qualif er i	RL i	MDL i	Uniti	Di	Prepared i	Analyzed i	Dil Fac i
Mercurys	0.20s	Us	0.20s	0.12s	ug/L s		08/05/11 12:40s	08/10/11 16:01s	1

Client Sample ID: FWGLL12mw-245C-1795-GWi

Date Collected: 08/03/11 11:00 i
Date Received: 08/04/11 07:00 i

Lab Sample ID: 240-2499-4 i
Matr x: Water i

Method: 8260B - Volatile Organic Compounds (GC/MS) i

Analytei	Resulti	Qualif er i	RL i	MDL i	Uniti	Di	Prepared i	Analyzed i	Dil Fac i
1,1,1-Trichloroethanes	1.0s	U	1.0s	0.22s	ug/L s			08/15/11 18:12s	1s
1,1,2,2-Tetrachloroethanes	1.0s	U	1.0s	0.18 s	ug/L s			08/15/11 18:12s	1s
1,1,2-Trichloroethanes	1.0s	U	1.0s	0.27 s	ug/L s			08/15/11 18:12s	1s
1,1-Dichloroethanes	1.0s	U	1.0s	0.15s	ug/L s			08/15/11 18:12s	1s
1,1-Dichloroethenes	1.0s	U	1.0s	0.19s	ug/L s			08/15/11 18:12s	1s
1,2-Dichloroethanes	1.0s	U	1.0s	0.22s	ug/L s			08/15/11 18:12s	1s
1,2-Dichloroethene, Totals	1.0s	U	1.0s	0.34s	ug/L s			08/15/11 18:12s	1s
1,2-Dichloropropanes	1.0s	U	1.0s	0.18 s	ug/L s			08/15/11 18:12s	1s
2-Hexanones	10s	U	10s	0.41s	ug/L s			08/15/11 18:12s	1s
Bromochloromethanes	1.0s	U	1.0s	0.29s	ug/L s			08/15/11 18:12s	1s
Acetonei	1.8 i	J	10s	1.1s	ug/L s			08/15/11 18:12s	1s
Benzenes	1.0s	U	1.0s	0.13 s	ug/L s			08/15/11 18:12s	1s
Bromoforms	1.0s	U	1.0s	0.64s	ug/L s			08/15/11 18:12s	1s
Bromomethanes	1.0s	U	1.0s	0.41s	ug/L s			08/15/11 18:12s	1s
Carbon disulfides	1.0s	U	1.0s	0.13 s	ug/L s			08/15/11 18:12s	1s
Carbon tetrachlorides	1.0s	U	1.0s	0.13 s	ug/L s			08/15/11 18:12s	1s
Chlorobenzenes	1.0s	U	1.0s	0.15s	ug/L s			08/15/11 18:12s	1s
Chloroethanes	1.0s	U	1.0s	0.29s	ug/L s			08/15/11 18:12s	1s
Chloroforms	1.0s	U	1.0s	0.16 s	ug/L s			08/15/11 18:12s	1s
Chloromethanes	1.0s	U	1.0s	0.30s	ug/L s			08/15/11 18:12s	1s
cis-1,2-Dichloroethenes	1.0s	U	1.0s	0.17 s	ug/L s			08/15/11 18:12s	1s
cis-1,3-Dichloropropenes	1.0s	U	1.0s	0.14s	ug/L s			08/15/11 18:12s	1s
Bromodichloromethanes	1.0s	U	1.0s	0.15s	ug/L s			08/15/11 18:12s	1s
Ethylbenzenes	1.0s	U	1.0s	0.17 s	ug/L s			08/15/11 18:12s	1s
1,2-Dibromoethanes	1.0s	U	1.0s	0.24s	ug/L s			08/15/11 18:12s	1s
m-Xylene & p-Xylenes	2.0s	U	2.0s	0.24s	ug/L s			08/15/11 18:12s	1s
2-Butanone (MEK) i	0.70 i	J	10s	0.57 s	ug/L s			08/15/11 18:12s	1s
4-Methyl-2-pentanone (MIBK)s	10s	U	10s	0.32s	ug/L s			08/15/11 18:12s	1s
Methylene Chlorides	2.0s	U	2.0s	0.33 s	ug/L s			08/15/11 18:12s	1s
o-Xylenes	1.0s	U	1.0s	0.14s	ug/L s			08/15/11 18:12s	1s
Styrenes	1.0s	U	1.0s	0.11s	ug/L s			08/15/11 18:12s	1s
Tetrachloroethenes	1.0s	U	1.0s	0.29s	ug/L s			08/15/11 18:12s	1s
Toluenes	1.0s	U	1.0s	0.13 s	ug/L s			08/15/11 18:12s	1s
trans-1,2-Dichloroethenes	1.0s	U	1.0s	0.19s	ug/L s			08/15/11 18:12s	1s

Client Sample ID: FWGLL12mw-245C-1795-GWi
Date Collected: 08/03/11 11:00 i
Date Received: 08/04/11 07:00 i

Lab Sample ID: 240-2499-4 i
Matrix: Water i

Method: 8260B - Volatile Organic Compounds (GC/MS) (Continued) i

Analytei	Resulti	Qualifier i	RLi	MDLi	Uniti	Di	Preparedi	Analyzedi	Dil Faci
trans-1,3-Dichloropropenes	1.0s	Us	1.0s	0.19s	ug/L s			08/15/11 18:12s	1s
Trichloroethenes	1.0s	Us	1.0s	0.17 s	ug/L s			08/15/11 18:12s	1s
Vinyl chlorides	1.0s	Us	1.0s	0.22s	ug/L s			08/15/11 18:12s	1s
Xylenes, Totals	2.0s	Us	2.0s	0.28 s	ug/L s			08/15/11 18:12s	1s
Dibromochloromethanes	1.0s	Us	1.0s	0.18 s	ug/L s			08/15/11 18:12s	1s

Surrogatea	*% Recoverya*	*Qualifiera*	*Limitsa*	*Prepareda*	*Analyzeda*	*Dil Faca*
1,2-Dichloroethane-d4 (Surr)2	*962*		*50 - 1502*		*08/15/11 18:12*	*12*
4-Bromofluorobenzene (Surr)2	*1002*		*50 - 1502*		*08/15/11 18:12*	*12*
Toluene-d8 (Surr)2	*103 2*		*50 - 1502*		*08/15/11 18:12*	*12*
Dibromofluoromethane (Surr)2	*962*		*50 - 1502*		*08/15/11 18:12*	*12*

Method: 8270C - Semivolatile Organic Compounds (GC/MS) i

Analytei	Resulti	Qualifier i	RLi	MDLi	Uniti	Di	Preparedi	Analyzedi	Dil Faci
2,2'-oxybis[1-chloropropane] s	1.0s	Us	1.0s	0.40s	ug/L s		08/05/11 09:02s	08/18/11 14:54s	1s
2,4,5-Trichlorophenols	5.0s	Us	5.0s	0.30s	ug/L s		08/05/11 09:02s	08/18/11 14:54s	1s
2,4,6-Trichlorophenols	5.0s	Us	5.0s	0.80s	ug/L s		08/05/11 09:02s	08/18/11 14:54s	1s
2,4-Dichlorophenols	2.0s	Us	2.0s	0.80s	ug/L s		08/05/11 09:02s	08/18/11 14:54s	1s
2,4-Dimethylphenols	2.0s	Us	2.0s	0.80s	ug/L s		08/05/11 09:02s	08/18/11 14:54s	1s
2,4-Dinitrophenols	5.0s	Us	5.0s	2.4s	ug/L s		08/05/11 09:02s	08/18/11 14:54s	1s
2,4-Dinitrotoluenes	5.0s	Us	5.0s	0.27 s	ug/L s		08/05/11 09:02s	08/18/11 14:54s	1s
2,6-Dinitrotoluenes	5.0s	Us	5.0s	0.80s	ug/L s		08/05/11 09:02s	08/18/11 14:54s	1s
2-Chloronaphthalenes	1.0s	Us	1.0s	0.10s	ug/L s		08/05/11 09:02s	08/18/11 14:54s	1s
2-Chlorophenols	1.0s	Us	1.0s	0.29s	ug/L s		08/05/11 09:02s	08/18/11 14:54s	1s
Benzoic acid s	10s	Us	10s	10s	ug/L s		08/05/11 09:02s	08/18/11 14:54s	1s
2-Methylnaphthalenes	0.20s	Us	0.20s	0.10s	ug/L s		08/05/11 09:02s	08/18/11 14:54s	1s
2-Methylphenols	1.0s	Us	1.0s	0.80s	ug/L s		08/05/11 09:02s	08/18/11 14:54s	1s
2-Nitroanilines	2.0s	Us	2.0s	0.80s	ug/L s		08/05/11 09:02s	08/18/11 14:54s	1s
Benzyl alcohols	5.0s	Us	5.0s	0.38 s	ug/L s		08/05/11 09:02s	08/18/11 14:54s	1s
2-Nitrophenols	2.0s	Us	2.0s	0.28 s	ug/L s		08/05/11 09:02s	08/18/11 14:54s	1s
3,3'-Dichlorobenzidines	5.0s	Us	5.0s	0.37 s	ug/L s		08/05/11 09:02s	08/18/11 14:54s	1s
3-Nitroanilines	2.0s	Us	2.0s	0.28 s	ug/L s		08/05/11 09:02s	08/18/11 14:54s	1s
4,6-Dinitro-2-methylphenols	5.0s	Us	5.0s	2.4s	ug/L s		08/05/11 09:02s	08/18/11 14:54s	1s
4-Bromophenyl phenyl ethers	2.0s	Us	2.0s	0.80s	ug/L s		08/05/11 09:02s	08/18/11 14:54s	1s
4-Chloro-3-methylphenols	2.0s	Us	2.0s	0.80s	ug/L s		08/05/11 09:02s	08/18/11 14:54s	1s
4-Chloroanilines	2.0s	Us	2.0s	0.80s	ug/L s		08/05/11 09:02s	08/18/11 14:54s	1s
4-Chlorophenyl phenyl ethers	2.0s	Us	2.0s	0.30s	ug/L s		08/05/11 09:02s	08/18/11 14:54s	1s
4-Nitroanilines	2.0s	Us	2.0s	0.80s	ug/L s		08/05/11 09:02s	08/18/11 14:54s	1s
4-Nitrophenols	5.0s	Us	5.0s	2.4s	ug/L s		08/05/11 09:02s	08/18/11 14:54s	1s
Acenaphthenes	0.20s	Us	0.20s	0.10s	ug/L s		08/05/11 09:02s	08/18/11 14:54s	1s
Acenaphthylenes	0.20s	Us	0.20s	0.10s	ug/L s		08/05/11 09:02s	08/18/11 14:54s	1s
Anthracenes	0.20s	Us	0.20s	0.10s	ug/L s		08/05/11 09:02s	08/18/11 14:54s	1s
Benzo[a]anthracenes	0.20s	Us	0.20s	0.10s	ug/L s		08/05/11 09:02s	08/18/11 14:54s	1s
Benzo[a]pyrenes	0.20s	Us	0.20s	0.10s	ug/L s		08/05/11 09:02s	08/18/11 14:54s	1s
Benzo[b]fluoranthenes	0.20s	Us	0.20s	0.10s	ug/L s		08/05/11 09:02s	08/18/11 14:54s	1s
Benzo[g,h,i]perylenes	0.20s	Us	0.20s	0.10s	ug/L s		08/05/11 09:02s	08/18/11 14:54s	1s
Benzo[k]fluoranthenes	0.20s	Us	0.20s	0.10s	ug/L s		08/05/11 09:02s	08/18/11 14:54s	1s
Bis(2-chloroethoxy)methanes	1.0s	Us	1.0s	0.32s	ug/L s		08/05/11 09:02s	08/18/11 14:54s	1s
Bis(2-chloroethyl)ethers	1.0s	Us	1.0s	0.10s	ug/L s		08/05/11 09:02s	08/18/11 14:54s	1s
Bis(2-ethylhexyl) phthalates	10s	Us	10s	0.80s	ug/L s		08/05/11 09:02s	08/18/11 14:54s	1s
Butyl benzyl phthalates	1.0s	Us	1.0s	0.80s	ug/L s		08/05/11 09:02s	08/18/11 14:54s	1s

Client Sample ID: FWGLL12mw-245C-1795-GWi
Date Collected: 08/03/11 11:00 i
Date Received: 08/04/11 07:00 i

Lab Sample ID: 240-2499-4 i
Matr x: Water i

Method: 8270C - Semivolatile Organic Compounds (GC/MS) (Continued) i

Analytei	Resulti	Qualif er i	RLi	MDLi	Uniti	Di	Preparedi	Analyzedi	Dil Faci
Carbazoles	1.0s	Us	1.0s	0.28 s	ug/L s		08/05/11 09:02s	08/18/11 14:54s	1s
1,2-Dichlorobenzenes	1.0s	Us	1.0s	0.29s	ug/L s		08/05/11 09:02s	08/18/11 14:54s	1s
Chrysenes	0.20s	Us	0.20s	0.10s	ug/L s		08/05/11 09:02s	08/18/11 14:54s	1s
1,3-Dichlorobenzenes	1.0s	Us	1.0s	0.80s	ug/L s		08/05/11 09:02s	08/18/11 14:54s	1s
Dibenz(a,h)anthracenes	0.20s	Us	0.20s	0.10s	ug/L s		08/05/11 09:02s	08/18/11 14:54s	1s
1,4-Dichlorobenzenes	1.0s	Us	1.0s	0.34s	ug/L s		08/05/11 09:02s	08/18/11 14:54s	1s
Dibenzofurans	1.0s	Us	1.0s	0.10s	ug/L s		08/05/11 09:02s	08/18/11 14:54s	1s
Diethyl phthalates	1.0s	Us	1.0s	0.60s	ug/L s		08/05/11 09:02s	08/18/11 14:54s	1s
Dimethyl phthalates	1.0s	Us	1.0s	0.29s	ug/L s		08/05/11 09:02s	08/18/11 14:54s	1s
Di-n-butyl phthalates	1.0s	Us	1.0s	0.67 s	ug/L s		08/05/11 09:02s	08/18/11 14:54s	1s
Di-n-octyl phthalates	1.0s	Us	1.0s	0.80s	ug/L s		08/05/11 09:02s	08/18/11 14:54s	1s
Fluoranthenes	0.20s	Us	0.20s	0.10s	ug/L s		08/05/11 09:02s	08/18/11 14:54s	1s
Fluorenes	0.20s	Us	0.20s	0.10s	ug/L s		08/05/11 09:02s	08/18/11 14:54s	1s
Hexachlorobenzenes	0.20s	Us	0.20s	0.10s	ug/L s		08/05/11 09:02s	08/18/11 14:54s	1s
Hexachlorobutadienes	1.0s	Us	1.0s	0.27 s	ug/L s		08/05/11 09:02s	08/18/11 14:54s	1s
Hexachlorocyclopentadienes	10s	Us	10s	0.80s	ug/L s		08/05/11 09:02s	08/18/11 14:54s	1s
Hexachloroethanes	1.0s	Us	1.0s	0.80s	ug/L s		08/05/11 09:02s	08/18/11 14:54s	1s
Indeno[1,2,3-cd]pyrenes	0.20s	Us	0.20s	0.10s	ug/L s		08/05/11 09:02s	08/18/11 14:54s	1s
Isophorones	1.0s	Us	1.0s	0.27 s	ug/L s		08/05/11 09:02s	08/18/11 14:54s	1s
Naphthalenes	0.20s	Us	0.20s	0.10s	ug/L s		08/05/11 09:02s	08/18/11 14:54s	1s
Nitrobenzenes	1.0s	Us	1.0s	0.040s	ug/L s		08/05/11 09:02s	08/18/11 14:54s	1s
N-Nitrosodi-n-propylamines	1.0s	Us	1.0s	0.80s	ug/L s		08/05/11 09:02s	08/18/11 14:54s	1s
N-Nitrosodiphenylamines	1.0s	Us	1.0s	0.31s	ug/L s		08/05/11 09:02s	08/18/11 14:54s	1s
Pentachlorophenols	5.0s	Us	5.0s	2.4s	ug/L s		08/05/11 09:02s	08/18/11 14:54s	1s
Phenols	1.0s	Us	1.0s	0.60s	ug/L s		08/05/11 09:02s	08/18/11 14:54s	1s
Phenanthrenes	0.20s	Us	0.20s	0.10s	ug/L s		08/05/11 09:02s	08/18/11 14:54s	1s
Pyrenes	0.20s	Us	0.20s	0.10s	ug/L s		08/05/11 09:02s	08/18/11 14:54s	1s
3 & 4 Methylphenols	1.0s	Us	1.0s	0.75s	ug/L s		08/05/11 09:02s	08/18/11 14:54s	1s
1,2,4-Trichlorobenzenes	1.0s	Us	1.0s	0.28 s	ug/L s		08/05/11 09:02s	08/18/11 14:54s	1s

Surrogatea	*% Recoverya*	*Qualifiera*	*Limitsa*	*Prepareda*	*Analyzeda*	*Dil Faca*
-Fluorobiphenyl (Surr)2	*462*	*X2*	*50 - 1502*	*08/05/11 09:02*	*08/18/11 14:542*	*12*
-Fluorophenol (Surr)2	*672*		*50 - 1502*	*08/05/11 09:02*	*08/18/11 14:542*	*12*
,4,6-Tribromophenol (Surr)2	*63 2*		*50 - 1502*	*08/05/11 09:02*	*08/18/11 14:542*	*12*
Nitrobenzene-d5 (Surr)2	*472*	*X2*	*50 - 1502*	*08/05/11 09:02*	*08/18/11 14:542*	*12*
Phenol-d5 (Surr)2	*692*		*50 - 1502*	*08/05/11 09:02*	*08/18/11 14:542*	*12*
Terphenyl-d14 (Surr)2	*502*		*50 - 1502*	*08/05/11 09:02*	*08/18/11 14:542*	*12*

Method: 8081A - Organochlor ne Pestic des (GC) i

Analytei	Resulti	Qualif er i	RLi	MDLi	Uniti	Di	Preparedi	Analyzedi	Dil Faci
Aldrins	0.029s	Us	0.029s	0.0080s	ug/L s		08/06/11 08:35s	08/25/11 19:53 s	1s
alpha-BHCs	0.029s	Us	0.029s	0.0068 s	ug/L s		08/06/11 08:35s	08/25/11 19:53 s	1s
alpha-Chlordanes	0.029s	Us	0.029s	0.014s	ug/L s		08/06/11 08:35s	08/25/11 19:53 s	1s
beta-BHCs	0.029s	Us	0.029s	0.0082s	ug/L s		08/06/11 08:35s	08/25/11 19:53 s	1s
4,4'-DDD	0.029s	Us	0.029s	0.0093 s	ug/L s		08/06/11 08:35s	08/25/11 19:53 s	1s
4,4'-DDEs	0.029s	Us	0.029s	0.0094s	ug/L s		08/06/11 08:35s	08/25/11 19:53 s	1s
4,4'-DDTs	0.029s	Us	0.029s	0.016 s	ug/L s		08/06/11 08:35s	08/25/11 19:53 s	1s
delta-BHCs	0.029s	Us	0.029s	0.0084s	ug/L s		08/06/11 08:35s	08/25/11 19:53 s	1s
Dieldrins	0.029s	Us	0.029s	0.0073 s	ug/L s		08/06/11 08:35s	08/25/11 19:53 s	1s
Endosulfan Is	0.024s	Us	0.024s	0.013 s	ug/L s		08/06/11 08:35s	08/25/11 19:53 s	1s
Endosulfan IIs	0.024s	Us	0.024s	0.012s	ug/L s		08/06/11 08:35s	08/25/11 19:53 s	1s

Client Sample ID: FWGLL12mw-245C-1795-GWi
Date Collected: 08/03/11 11:00 i
Date Received: 08/04/11 07:00 i

Lab Sample ID: 240-2499-4 i
Matr x: Water i

Method: 8081A - Organochlor ne Pestic des (GC) (Continued) i

Analytei	Resulti	Qualif er i	RL i	MDL i	Uniti	Di	Prepared i	Analyzed i	Dil Fac i
Endosulfan sulfates	0.029s	Us	0.029s	0.011s	ug/L s		08/06/11 08:35s	08/25/11 19:53 s	1s
Endrins	0.029s	Us	0.029s	0.011s	ug/L s		08/06/11 08:35s	08/25/11 19:53 s	1s
Endrin aldehydes	0.029s	Us	0.029s	0.011s	ug/L s		08/06/11 08:35s	08/25/11 19:53 s	1s
Endrin ketones	0.029s	Us	0.029s	0.0076 s	ug/L s		08/06/11 08:35s	08/25/11 19:53 s	1s
gamma-BHC (Lindane)s	0.029s	Us	0.029s	0.0062s	ug/L s		08/06/11 08:35s	08/25/11 19:53 s	1s
gamma-Chlordanes	0.029s	Us	0.029s	0.012s	ug/L s		08/06/11 08:35s	08/25/11 19:53 s	1s
Heptachlors	0.029s	Us	0.029s	0.0078 s	ug/L s		08/06/11 08:35s	08/25/11 19:53 s	1s
Heptachlor epoxides	0.029s	Us	0.029s	0.0069s	ug/L s		08/06/11 08:35s	08/25/11 19:53 s	1s
Methoxychlors	0.097 s	Us	0.097 s	0.031s	ug/L s		08/06/11 08:35s	08/25/11 19:53 s	1s
Toxaphenes	1.9s	Us	1.9s	0.31s	ug/L s		08/06/11 08:35s	08/25/11 19:53 s	1s

Surrogatea	*% Recoverya*	*Qualifiera*	*Limitsa*	*Prepareda*	*Analyzeda*	*Dil Faca*
DCB Decachlorobiphenyl2	*482*	*X2*	*50 - 1502*	*08/06/11 08:352*	*08/25/11 19:53 2*	*12*
DCB Decachlorobiphenyl2	*42*	*X2*	*50 - 1502*	*08/06/11 08:352*	*08/25/11 19:53 2*	*12*
Tetrachloro-m-xylene2	*782*		*50 - 1502*	*08/06/11 08:352*	*08/25/11 19:53 2*	*12*
Tetrachloro-m-xylene2	*802*		*50 - 1502*	*08/06/11 08:352*	*08/25/11 19:53 2*	*12*

Method: 8082 - Polychlor nated Biphenyls (PCBs) by Gas Chromatography i

Analytei	Resulti	Qualif er i	RL i	MDL i	Uniti	Di	Prepared i	Analyzed i	Dil Fac i
Aroclor-1016 s	0.49s	Us	0.49s	0.17 s	ug/L s		08/06/11 08:41s	08/17/11 23:14s	1s
Aroclor-1221s	0.49s	Us	0.49s	0.13 s	ug/L s		08/06/11 08:41s	08/17/11 23:14s	1s
Aroclor-1232s	0.49s	Us	0.49s	0.16 s	ug/L s		08/06/11 08:41s	08/17/11 23:14s	1s
Aroclor-1242s	0.49s	Us	0.49s	0.21s	ug/L s		08/06/11 08:41s	08/17/11 23:14s	1s
Aroclor-1248 s	0.49s	Us	0.49s	0.097 s	ug/L s		08/06/11 08:41s	08/17/11 23:14s	1s
Aroclor-1254s	0.49s	Us	0.49s	0.16 s	ug/L s		08/06/11 08:41s	08/17/11 23:14s	1s
Aroclor-1260s	0.49s	Us	0.49s	0.17 s	ug/L s		08/06/11 08:41s	08/17/11 23:14s	1s

Surrogatea	*% Recoverya*	*Qualifiera*	*Limitsa*	*Prepareda*	*Analyzeda*	*Dil Faca*
Tetrachloro-m-xylene2	*1002*		*502 1502*	*08/06/11 08:412*	*08/17/11 23:142*	*12*
Tetrachloro-m-xylene2	*902*		*502 1502*	*08/06/11 08:412*	*08/17/11 23:142*	*12*
DCB Decachlorobiphenyl2	*472*	*X2*	*502 1502*	*08/06/11 08:412*	*08/17/11 23:142*	*12*
DCB Decachlorobiphenyl2	*442*	*X2*	*502 1502*	*08/06/11 08:412*	*08/17/11 23:142*	*12*

Method: 8330 (Mod if ed) - Organic Compounds by UV/HPLC - Dissolved i

Analytei	Resulti	Qualif er i	RL i	MDL i	Uniti	Di	Prepared i	Analyzed i	Dil Fac i
Nitroguanidines	20s	Us	20s	2.4s	ug/L s		08/15/11 13:20s	08/16/11 16:27 s	1s

Method: 8330/8330A - Nitroaromatics & Nitramines: Explosives (8330/A) i

Analytei	Resulti	Qualif er i	RL i	MDL i	Uniti	Di	Prepared i	Analyzed i	Dil Fac i
1,3,5-Trinitrobenzenes	0.096 s	Us	0.096 s	0.029s	ug/L s		08/10/11 08:30s	08/16/11 22:54s	0.96 s
1,3-Dinitrobenzenes	0.096 s	Us	0.096 s	0.048 s	ug/L s		08/10/11 08:30s	08/16/11 22:54s	0.96 s
2-Amino-4,6-dinitrotoluenes	0.096 s	Us	0.096 s	0.096 s	ug/L s		08/10/11 08:30s	08/16/11 22:54s	0.96 s
2,4,6-Trinitrotoluenes	0.096 s	Us	0.096 s	0.048 s	ug/L s		08/10/11 08:30s	08/16/11 22:54s	0.96 s
2,4-Dinitrotoluenes	0.096 s	Us	0.096 s	0.048 s	ug/L s		08/10/11 08:30s	08/16/11 22:54s	0.96 s
2,6-Dinitrotoluenes	0.096 s	Us	0.096 s	0.048 s	ug/L s		08/10/11 08:30s	08/16/11 22:54s	0.96 s
2-Nitrotoluenes	0.48 s	Us	0.48 s	0.084s	ug/L s		08/10/11 08:30s	08/16/11 22:54s	0.96 s
3-Nitrotoluenes	0.48 s	Us	0.48 s	0.055s	ug/L s		08/10/11 08:30s	08/16/11 22:54s	0.96 s
4-Amino-2,6-dinitrotoluenes	0.096 s	Us	0.096 s	0.048 s	ug/L s		08/10/11 08:30s	08/16/11 22:54s	0.96 s
4-Nitrotoluenes	0.48 s	Us	0.48 s	0.084s	ug/L s		08/10/11 08:30s	08/16/11 22:54s	0.96 s
HMXs	0.096 s	Us	0.096 s	0.035s	ug/L s		08/10/11 08:30s	08/16/11 22:54s	0.96 s
Nitrobenzenes	0.096 s	Us	0.096 s	0.048 s	ug/L s		08/10/11 08:30s	08/16/11 22:54s	0.96 s

Client Sample ID: FWGLL12mw-245C-1795-GWi

Date Collected: 08/03/11 11:00 i
Date Received: 08/04/11 07:00 i

Lab Sample ID: 240-2499-4 i
Matr x: Water i

Method: 8330/8330A - Nitroaromatics & Nitramines: Explosives (8330/A) (Continued) i

Analytei	Resulti	Qualif er i	RLi	MDLi	Uniti	Di	Preparedi	Analyzedi	Dil Faci
Nitroglycerins	0.62s	Us	0.62s	0.32s	ug/L s		08/10/11 08:30s	08/16/11 22:54s	0.96 s
RDXs	0.096 s	Us	0.096 s	0.035s	ug/L s		08/10/11 08:30s	08/16/11 22:54s	0.96 s
PETNs	0.62s	Us	0.62s	0.29s	ug/L s		08/10/11 08:30s	08/16/11 22:54s	0.96 s
Tetryls	0.096 s	Us	0.096 s	0.048 s	ug/L s		08/10/11 08:30s	08/16/11 22:54s	0.96 s

Surrogatea	*% Recoverya*	*Qualifiera*	*Limitsa*	*Prepareda*	*Analyzeda*	*Dil Faca*
3,4-Dinitrotoluene2	*902*		*50 - 1502*	*08/10/11 08:302*	*08/16/11 2 :542*	*0.962*

General Chemistry i

Analytei	Resulti	Qualif er i	RLi	MDLi	Uniti	Di	Preparedi	Analyzedi	Dil Faci
Nitrate-Nitr tei	0.031 i	Bi	0.10s	0.0053 s	mg/L s		08/18/11 00:00s	08/18/11 10:52s	1s
Nitrocelluloses	2.0s	Us	2.0s	0.48 s	mg/L s		08/17/11 09:00s	08/18/11 12:25s	1s

Client Sample ID: FWGLL12mw-245C-1795-GF i

Date Collected: 08/03/11 11:00 i
Date Received: 08/04/11 07:00 i

Lab Sample ID: 240-2499-5 i
Matr x: Water i

Method: 6010B - Metals (ICP) - Total Recoverablei

Analytei	Resulti	Qualif er i	RLi	MDLi	Uniti	Di	Preparedi	Analyzedi	Dil Faci
Silvers	5.0s	Us	5.0s	2.2s	ug/L s		08/05/11 08:05s	08/16/11 14:55s	1s
Arsenic i	3.6 i	Ji	5.0s	3.2s	ug/L s		08/05/11 08:05s	08/16/11 14:55s	1s
Bar umi	27 i		10s	0.67 s	ug/L s		08/05/11 08:05s	08/16/11 14:55s	1s
Calc umi	140000 i		1000s	130s	ug/L s		08/05/11 08:05s	08/16/11 14:55s	1s
Cobalti	3.2 i	Ji	5.0s	1.7 s	ug/L s		08/05/11 08:05s	08/16/11 14:55s	1s
Chromiums	5.0s	Us	5.0s	2.2s	ug/L s		08/05/11 08:05s	08/16/11 14:55s	1s
Coppers	5.0s	Us	5.0s	4.5s	ug/L s		08/05/11 08:05s	08/16/11 14:55s	1s
Potassiumi	2800 i	Bi	1000s	72s	ug/L s		08/05/11 08:05s	08/16/11 14:55s	1s
Magnesiumi	70000 i		1000s	34s	ug/L s		08/05/11 08:05s	08/16/11 14:55s	1s
Manganesei	430 i		10s	0.41s	ug/L s		08/05/11 08:05s	08/16/11 14:55s	1s
Nickeli	3.3 i	Ji	10s	3.2s	ug/L s		08/05/11 08:05s	08/16/11 14:55s	1s
Lead s	3.0s	Us	3.0s	1.9s	ug/L s		08/05/11 08:05s	08/16/11 14:55s	1s
Seleniums	5.0s	Us	5.0s	4.1s	ug/L s		08/05/11 08:05s	08/16/11 14:55s	1s
Vanadiums	10s	Us	10s	0.64s	ug/L s		08/05/11 08:05s	08/16/11 14:55s	1s

Method: 6020 - Metals (ICP/MS) - Total Recoverablei

Analytei	Resulti	Qualif er i	RLi	MDLi	Uniti	Di	Preparedi	Analyzedi	Dil Faci
Aluminumi	37 i	Ji	50s	19s	ug/L s		08/05/11 08:05s	08/23/11 21:50s	1s
Berylliums	1.0s	Us	1.0s	0.20s	ug/L s		08/05/11 08:05s	08/23/11 21:50s	1s
Cadmiums	0.50s	Us	0.50s	0.13 s	ug/L s		08/05/11 08:05s	08/23/11 21:50s	1s
Ironi	250 i		50s	26 s	ug/L s		08/05/11 08:05s	08/23/11 21:50s	1s
Antimony i	0.15 i	Ji	2.0s	0.13 s	ug/L s		08/05/11 08:05s	08/23/11 21:50s	1s
Thalliumi	0.76 i	J Bi	1.0s	0.14s	ug/L s		08/05/11 08:05s	08/23/11 21:50s	1s
Zincs	10s	Us	10s	2.3 s	ug/L s		08/05/11 08:05s	08/23/11 21:50s	1s
Sodiumi	23000 i	Bi	1000s	6.9s	ug/L s		08/05/11 08:05s	08/23/11 21:50s	1s

Method: 7470A - Mercury (CVAA) i

Analytei	Resulti	Qualif er i	RLi	MDLi	Uniti	Di	Preparedi	Analyzedi	Dil Faci
Mercurys	0.20s	Us	0.20s	0.12s	ug/L s		08/05/11 12:40s	08/10/11 16:03 s	1s

Client Sample ID: FWGLL12mw-245C-1795-GF

Date Collected: 08/03/11 11:00
Date Received: 08/04/11 07:00

Lab Sample ID: 240-2499-5
Matrix: Water

General Chemistry - Dissolved

Analyte	Result	Qualifier	RL	MDL	Unit	Dil	Prepared	Analyzed	Dil Fac
Hexavalent chromium	0.020	U	0.020	0.0020	mg/L			08/04/11 10:09	1

Client Sample ID: FWGLL12mw-DUP4-1802-GW

Date Collected: 08/03/11 11:45
Date Received: 08/04/11 07:00

Lab Sample ID: 240-2499-6
Matrix: Water

Method: 8260B - Volatile Organic Compounds (GC/MS)

Analyte	Result	Qualifier	RL	MDL	Unit	Dil	Prepared	Analyzed	Dil Fac
1,1,1-Trichloroethane	1.0	U	1.0	0.22	ug/L			08/15/11 18:33	1
1,1,2,2-Tetrachloroethane	1.0	U	1.0	0.18	ug/L			08/15/11 18:33	1
1,1,2-Trichloroethane	1.0	U	1.0	0.27	ug/L			08/15/11 18:33	1
1,1-Dichloroethane	1.0	U	1.0	0.15	ug/L			08/15/11 18:33	1
1,1-Dichloroethene	1.0	U	1.0	0.19	ug/L			08/15/11 18:33	1
1,2-Dichloroethane	1.0	U	1.0	0.22	ug/L			08/15/11 18:33	1
1,2-Dichloroethene, Total	1.0	U	1.0	0.34	ug/L			08/15/11 18:33	1
1,2-Dichloropropane	1.0	U	1.0	0.18	ug/L			08/15/11 18:33	1
2-Hexanone	10	U	10	0.41	ug/L			08/15/11 18:33	1
Bromochloromethane	1.0	U	1.0	0.29	ug/L			08/15/11 18:33	1
Acetone	10	U	10	1.1	ug/L			08/15/11 18:33	1
Benzene	1.0	U	1.0	0.13	ug/L			08/15/11 18:33	1
Bromoform	1.0	U	1.0	0.64	ug/L			08/15/11 18:33	1
Bromomethane	1.0	U	1.0	0.41	ug/L			08/15/11 18:33	1
Carbon disulfide	1.0	U	1.0	0.13	ug/L			08/15/11 18:33	1
Carbon tetrachloride	1.0	U	1.0	0.13	ug/L			08/15/11 18:33	1
Chlorobenzene	1.0	U	1.0	0.15	ug/L			08/15/11 18:33	1
Chloroethane	1.0	U	1.0	0.29	ug/L			08/15/11 18:33	1
Chloroform	1.0	U	1.0	0.16	ug/L			08/15/11 18:33	1
Chloromethane	1.0	U	1.0	0.30	ug/L			08/15/11 18:33	1
cis-1,2-Dichloroethene	1.0	U	1.0	0.17	ug/L			08/15/11 18:33	1
cis-1,3-Dichloropropene	1.0	U	1.0	0.14	ug/L			08/15/11 18:33	1
Bromodichloromethane	1.0	U	1.0	0.15	ug/L			08/15/11 18:33	1
Ethylbenzene	1.0	U	1.0	0.17	ug/L			08/15/11 18:33	1
1,2-Dibromoethane	1.0	U	1.0	0.24	ug/L			08/15/11 18:33	1
m-Xylene & p-Xylene	2.0	U	2.0	0.24	ug/L			08/15/11 18:33	1
2-Butanone (MEK)	**0.77**	**J**	10	0.57	ug/L			08/15/11 18:33	1
4-Methyl-2-pentanone (MIBK)	10	U	10	0.32	ug/L			08/15/11 18:33	1
Methylene Chloride	2.0	U	2.0	0.33	ug/L			08/15/11 18:33	1
o-Xylene	1.0	U	1.0	0.14	ug/L			08/15/11 18:33	1
Styrene	1.0	U	1.0	0.11	ug/L			08/15/11 18:33	1
Tetrachloroethene	1.0	U	1.0	0.29	ug/L			08/15/11 18:33	1
Toluene	1.0	U	1.0	0.13	ug/L			08/15/11 18:33	1
trans-1,2-Dichloroethene	1.0	U	1.0	0.19	ug/L			08/15/11 18:33	1
trans-1,3-Dichloropropene	1.0	U	1.0	0.19	ug/L			08/15/11 18:33	1
Trichloroethene	1.0	U	1.0	0.17	ug/L			08/15/11 18:33	1
Vinyl chloride	1.0	U	1.0	0.22	ug/L			08/15/11 18:33	1
Xylenes, Total	2.0	U	2.0	0.28	ug/L			08/15/11 18:33	1
Dibromochloromethane	1.0	U	1.0	0.18	ug/L			08/15/11 18:33	1

Surrogate	*% Recovery*	*Qualifier*	*Limits*	*Prepared*	*Analyzed*	*Dil Fac*
1,2-Dichloroethane-d4 (Surr)	*96*		*50 - 150*		*08/15/11 18:33*	*1*

Client Sample ID: FWGLL12mw-DUP4-1802-GWi
Date Collected: 08/03/11 11:45 i
Date Received: 08/04/11 07:00 i

Lab Sample ID: 240-2499-6 i
Matr x: Water i

Method: 8260B - Volatile Organic Compounds (GC/MS) (Continued) i

Surrogatea	*% Recoverya*	*Qualifiera*	*Limitsa*	*Prepareda*	*Analyzeda*	*Dil Faca*
4-Bromofluorobenzene (Surr)2	*992*		*50 - 1502*		*08/15/11 18:33 2*	*12*
Toluene-d8 (Surr)2	*103 2*		*50 - 1502*		*08/15/11 18:33 2*	*12*
Dibromofluoromethane (Surr)2	*952*		*50 - 1502*		*08/15/11 18:33 2*	*12*

Method: 8270C - Semivolatile Organic Compounds (GC/MS) i

Analytei	Resulti	Qualif er i	RLi	MDLi	Uniti	Di	Preparedi	Analyzedi	Dil Faci
2,2'-oxybis[1-chloropropane] s	1.0s	Us	1.0s	0.41s	ug/L s		08/05/11 09:02s	08/18/11 15:12s	1s
2,4,5-Trichlorophenols	5.1s	Us	5.1s	0.31s	ug/L s		08/05/11 09:02s	08/18/11 15:12s	1s
2,4,6-Trichlorophenols	5.1s	Us	5.1s	0.82s	ug/L s		08/05/11 09:02s	08/18/11 15:12s	1s
2,4-Dichlorophenols	2.0s	Us	2.0s	0.82s	ug/L s		08/05/11 09:02s	08/18/11 15:12s	1s
2,4-Dimethylphenols	2.0s	Us	2.0s	0.82s	ug/L s		08/05/11 09:02s	08/18/11 15:12s	1s
2,4-Dinitrophenols	5.1s	Us	5.1s	2.4s	ug/L s		08/05/11 09:02s	08/18/11 15:12s	1s
2,4-Dinitrotoluenes	5.1s	Us	5.1s	0.28 s	ug/L s		08/05/11 09:02s	08/18/11 15:12s	1s
2,6-Dinitrotoluenes	5.1s	Us	5.1s	0.82s	ug/L s		08/05/11 09:02s	08/18/11 15:12s	1s
2-Chloronaphthalenes	1.0s	Us	1.0s	0.10s	ug/L s		08/05/11 09:02s	08/18/11 15:12s	1s
2-Chlorophenols	1.0s	Us	1.0s	0.30s	ug/L s		08/05/11 09:02s	08/18/11 15:12s	1s
Benzoic acid s	10s	Us	10s	10s	ug/L s		08/05/11 09:02s	08/18/11 15:12s	1s
2-Methylnaphthalenes	0.20s	Us	0.20s	0.10s	ug/L s		08/05/11 09:02s	08/18/11 15:12s	1s
2-Methylphenols	1.0s	Us	1.0s	0.82s	ug/L s		08/05/11 09:02s	08/18/11 15:12s	1s
2-Nitroanilines	2.0s	Us	2.0s	0.82s	ug/L s		08/05/11 09:02s	08/18/11 15:12s	1s
Benzyl alcohols	5.1s	Us	5.1s	0.39s	ug/L s		08/05/11 09:02s	08/18/11 15:12s	1s
2-Nitrophenols	2.0s	Us	2.0s	0.29s	ug/L s		08/05/11 09:02s	08/18/11 15:12s	1s
3,3'-Dichlorobenzidines	5.1s	Us	5.1s	0.38 s	ug/L s		08/05/11 09:02s	08/18/11 15:12s	1s
3-Nitroanilines	2.0s	Us	2.0s	0.29s	ug/L s		08/05/11 09:02s	08/18/11 15:12s	1s
4,6-Dinitro-2-methylphenols	5.1s	Us	5.1s	2.4s	ug/L s		08/05/11 09:02s	08/18/11 15:12s	1s
4-Bromophenyl phenyl ethers	2.0s	Us	2.0s	0.82s	ug/L s		08/05/11 09:02s	08/18/11 15:12s	1s
4-Chloro-3-methylphenols	2.0s	Us	2.0s	0.82s	ug/L s		08/05/11 09:02s	08/18/11 15:12s	1s
4-Chloroanilines	2.0s	Us	2.0s	0.82s	ug/L s		08/05/11 09:02s	08/18/11 15:12s	1s
4-Chlorophenyl phenyl ethers	2.0s	Us	2.0s	0.31s	ug/L s		08/05/11 09:02s	08/18/11 15:12s	1s
4-Nitroanilines	2.0s	Us	2.0s	0.82s	ug/L s		08/05/11 09:02s	08/18/11 15:12s	1s
4-Nitrophenols	5.1s	Us	5.1s	2.4s	ug/L s		08/05/11 09:02s	08/18/11 15:12s	1s
Acenaphthenes	0.20s	Us	0.20s	0.10s	ug/L s		08/05/11 09:02s	08/18/11 15:12s	1s
Acenaphthylenes	0.20s	Us	0.20s	0.10s	ug/L s		08/05/11 09:02s	08/18/11 15:12s	1s
Anthracenes	0.20s	Us	0.20s	0.10s	ug/L s		08/05/11 09:02s	08/18/11 15:12s	1s
Benzo[a]anthracenes	0.20s	Us	0.20s	0.10s	ug/L s		08/05/11 09:02s	08/18/11 15:12s	1s
Benzo[a]pyrenes	0.20s	Us	0.20s	0.10s	ug/L s		08/05/11 09:02s	08/18/11 15:12s	1s
Benzo[b]fluoranthenes	0.20s	Us	0.20s	0.10s	ug/L s		08/05/11 09:02s	08/18/11 15:12s	1s
Benzo[g,h,i]perylenes	0.20s	Us	0.20s	0.10s	ug/L s		08/05/11 09:02s	08/18/11 15:12s	1s
Benzo[k]fluoranthenes	0.20s	Us	0.20s	0.10s	ug/L s		08/05/11 09:02s	08/18/11 15:12s	1s
Bis(2-chloroethoxy)methanes	1.0s	Us	1.0s	0.33 s	ug/L s		08/05/11 09:02s	08/18/11 15:12s	1s
Bis(2-chloroethyl)ethers	1.0s	Us	1.0s	0.10s	ug/L s		08/05/11 09:02s	08/18/11 15:12s	1s
Bis(2-ethylhexyl) phthalatei	**1.4 i**	**Ji**	10s	0.82s	ug/L s		08/05/11 09:02s	08/18/11 15:12s	1s
Butyl benzyl phthalates	1.0s	Us	1.0s	0.82s	ug/L s		08/05/11 09:02s	08/18/11 15:12s	1s
Carbazoles	1.0s	Us	1.0s	0.29s	ug/L s		08/05/11 09:02s	08/18/11 15:12s	1s
1,2-Dichlorobenzenes	1.0s	Us	1.0s	0.30s	ug/L s		08/05/11 09:02s	08/18/11 15:12s	1s
Chrysenes	0.20s	Us	0.20s	0.10s	ug/L s		08/05/11 09:02s	08/18/11 15:12s	1s
1,3-Dichlorobenzenes	1.0s	Us	1.0s	0.82s	ug/L s		08/05/11 09:02s	08/18/11 15:12s	1s
Dibenz(a,h)anthracenes	0.20s	Us	0.20s	0.10s	ug/L s		08/05/11 09:02s	08/18/11 15:12s	1s
1,4-Dichlorobenzenes	1.0s	Us	1.0s	0.35s	ug/L s		08/05/11 09:02s	08/18/11 15:12s	1s
Dibenzofurans	1.0s	Us	1.0s	0.10s	ug/L s		08/05/11 09:02s	08/18/11 15:12s	1s

Client Sample ID: FWGLL12mw-DUP4-1802-GWi
Date Collected: 08/03/11 11:45 i
Date Received: 08/04/11 07:00 i

Lab Sample ID: 240-2499-6 i
Matr x: Water i

Method: 8270C - Semivolatile Organic Compounds (GC/MS) (Continued) i

Analytei	Resulti	Qualif er i	RL i	MDL i	Uniti	Di	Prepared i	Analyzed i	Dil Fac i
Diethyl phthalates	1.0s	Us	1.0s	0.61s	ug/L s		08/05/11 09:02s	08/18/11 15:12s	1s
Dimethyl phthalates	1.0s	Us	1.0s	0.30s	ug/L s		08/05/11 09:02s	08/18/11 15:12s	1s
Di-n-butyl phthalates	1.0s	Us	1.0s	0.68 s	ug/L s		08/05/11 09:02s	08/18/11 15:12s	1s
Di-n-octyl phthalates	1.0s	Us	1.0s	0.82s	ug/L s		08/05/11 09:02s	08/18/11 15:12s	1s
Fluoranthenes	0.20s	Us	0.20s	0.10s	ug/L s		08/05/11 09:02s	08/18/11 15:12s	1s
Fluorenes	0.20s	Us	0.20s	0.10s	ug/L s		08/05/11 09:02s	08/18/11 15:12s	1s
Hexachlorobenzenes	0.20s	Us	0.20s	0.10s	ug/L s		08/05/11 09:02s	08/18/11 15:12s	1s
Hexachlorobutadienes	1.0s	Us	1.0s	0.28 s	ug/L s		08/05/11 09:02s	08/18/11 15:12s	1s
Hexachlorocyclopentadienes	10s	Us	10s	0.82s	ug/L s		08/05/11 09:02s	08/18/11 15:12s	1s
Hexachloroethanes	1.0s	Us	1.0s	0.82s	ug/L s		08/05/11 09:02s	08/18/11 15:12s	1s
Indeno[1,2,3-cd]pyrenes	0.20s	Us	0.20s	0.10s	ug/L s		08/05/11 09:02s	08/18/11 15:12s	1s
Isophorones	1.0s	Us	1.0s	0.28 s	ug/L s		08/05/11 09:02s	08/18/11 15:12s	1s
Naphthalenes	0.20s	Us	0.20s	0.10s	ug/L s		08/05/11 09:02s	08/18/11 15:12s	1s
Nitrobenzenes	1.0s	Us	1.0s	0.041s	ug/L s		08/05/11 09:02s	08/18/11 15:12s	1s
N-Nitrosodi-n-propylamines	1.0s	Us	1.0s	0.82s	ug/L s		08/05/11 09:02s	08/18/11 15:12s	1s
N-Nitrosodiphenylamines	1.0s	Us	1.0s	0.32s	ug/L s		08/05/11 09:02s	08/18/11 15:12s	1s
Pentachlorophenols	5.1s	Us	5.1s	2.4s	ug/L s		08/05/11 09:02s	08/18/11 15:12s	1s
Phenols	1.0s	Us	1.0s	0.61s	ug/L s		08/05/11 09:02s	08/18/11 15:12s	1s
Phenanthrenes	0.20s	Us	0.20s	0.10s	ug/L s		08/05/11 09:02s	08/18/11 15:12s	1s
Pyrenes	0.20s	Us	0.20s	0.10s	ug/L s		08/05/11 09:02s	08/18/11 15:12s	1s
3 & 4 Methylphenols	1.0s	Us	1.0s	0.77 s	ug/L s		08/05/11 09:02s	08/18/11 15:12s	1s
1,2,4-Trichlorobenzenes	1.0s	Us	1.0s	0.29s	ug/L s		08/05/11 09:02s	08/18/11 15:12s	1s

Surrogatea	*% Recoverya*	*Qualifiera*	*Limitsa*	*Prepareda*	*Analyzeda*	*Dil Faca*
-Fluorobiphenyl (Surr)2	*53 2*		*502 1502*	*08/05/11 09:02*	*08/18/11 15:12*	*12*
-Fluorophenol (Surr)2	*792*		*502 1502*	*08/05/11 09:02*	*08/18/11 15:12*	*12*
,4,6-Tribromophenol (Surr)2	*772*		*502 1502*	*08/05/11 09:02*	*08/18/11 15:12*	*12*
Nitrobenzene-d5 (Surr)2	*562*		*502 1502*	*08/05/11 09:02*	*08/18/11 15:12*	*12*
Phenol-d5 (Surr)2	*83 2*		*502 1502*	*08/05/11 09:02*	*08/18/11 15:12*	*12*
Terphenyl-d14 (Surr)2	*62*		*502 1502*	*08/05/11 09:02*	*08/18/11 15:12*	*12*

Method: 8081A - Organochlor ne Pestic des (GC) i

Analytei	Resulti	Qualif er i	RL i	MDL i	Uniti	Di	Prepared i	Analyzed i	Dil Fac i
Aldrins	0.030s	Us	0.030s	0.0083 s	ug/L s		08/06/11 08:35s	08/29/11 11:03 s	1s
alpha-BHCs	0.030s	Us	0.030s	0.0071s	ug/L s		08/06/11 08:35s	08/29/11 11:03 s	1s
alpha-Chlordanes	0.030s	Us	0.030s	0.014s	ug/L s		08/06/11 08:35s	08/29/11 11:03 s	1s
beta-BHCs	0.030s	Us	0.030s	0.0085s	ug/L s		08/06/11 08:35s	08/29/11 11:03 s	1s
4,4'-DDD	0.030s	U * s	0.030s	0.0097 s	ug/L s		08/06/11 08:35s	08/29/11 11:03 s	1s
4,4'-DDEs	0.030s	Us	0.030s	0.0098 s	ug/L s		08/06/11 08:35s	08/29/11 11:03 s	1s
4,4'-DDTs	0.030s	Us	0.030s	0.016 s	ug/L s		08/06/11 08:35s	08/29/11 11:03 s	1s
delta-BHCs	0.030s	Us	0.030s	0.0088 s	ug/L s		08/06/11 08:35s	08/29/11 11:03 s	1s
Dieldrins	0.030s	Us	0.030s	0.0076 s	ug/L s		08/06/11 08:35s	08/29/11 11:03 s	1s
Endosulfan Is	0.025s	Us	0.025s	0.013 s	ug/L s		08/06/11 08:35s	08/29/11 11:03 s	1s
Endosulfan IIs	0.025s	Us	0.025s	0.012s	ug/L s		08/06/11 08:35s	08/29/11 11:03 s	1s
Endosulfan sulfates	0.030s	Us	0.030s	0.011s	ug/L s		08/06/11 08:35s	08/29/11 11:03 s	1s
Endrins	0.030s	Us	0.030s	0.011s	ug/L s		08/06/11 08:35s	08/29/11 11:03 s	1s
Endrin aldehydes	0.030s	Us	0.030s	0.011s	ug/L s		08/06/11 08:35s	08/29/11 11:03 s	1s
Endrin ketones	0.030s	Us	0.030s	0.0079s	ug/L s		08/06/11 08:35s	08/29/11 11:03 s	1s
gamma-BHC (Lindane)s	0.030s	Us	0.030s	0.0065s	ug/L s		08/06/11 08:35s	08/29/11 11:03 s	1s
gamma-Chlordanes	0.030s	Us	0.030s	0.012s	ug/L s		08/06/11 08:35s	08/29/11 11:03 s	1s
Heptachlors	0.030s	Us	0.030s	0.0081s	ug/L s		08/06/11 08:35s	08/29/11 11:03 s	1s

Client Sample ID: FWGLL12mw-DUP4-1802-GWi
Date Collected: 08/03/11 11:45 i
Date Received: 08/04/11 07:00 i

Lab Sample ID: 240-2499-6 i
Matr x: Water i

Method: 8081A - Organochlor ne Pestic des (GC) (Continued) i

Analytei	Resulti	Qualif er i	RLi	MDLi	Uniti	Di	Preparedi	Analyzedi	Dil Faci
Heptachlor epoxides	0.030s	Us	0.030s	0.0072s	ug/L s		08/06/11 08:35s	08/29/11 11:03 s	1s
Methoxychlors	0.10s	Us	0.10s	0.032s	ug/L s		08/06/11 08:35s	08/29/11 11:03 s	1s
Toxaphenes	2.0s	Us	2.0s	0.32s	ug/L s		08/06/11 08:35s	08/29/11 11:03 s	1s

Surrogatea	*% Recoverya*	*Qualifiera*	*Limitsa*	*Prepareda*	*Analyzeda*	*Dil Faca*
DCB Decachlorobiphenyl2	*32*	*X2*	*50 - 1502*	*08/06/11 08:352*	*08/29/11 11:03 2*	*12*
DCB Decachlorobiphenyl2	*32*	*X2*	*50 - 1502*	*08/06/11 08:352*	*08/29/11 11:03 2*	*12*
Tetrachloro-m-xylene2	*482*	*X2*	*50 - 1502*	*08/06/11 08:352*	*08/29/11 11:03 2*	*12*
Tetrachloro-m-xylene2	*43 2*	*X2*	*50 - 1502*	*08/06/11 08:352*	*08/29/11 11:03 2*	*12*

Method: 8082 - Polychlor nated Biphenyls (PCBs) by Gas Chromatography i

Analytei	Resulti	Qualif er i	RLi	MDLi	Uniti	Di	Preparedi	Analyzedi	Dil Faci
Aroclor-1016 s	0.51s	Us	0.51s	0.17 s	ug/L s		08/06/11 08:41s	08/17/11 23:29s	1s
Aroclor-1221s	0.51s	Us	0.51s	0.13 s	ug/L s		08/06/11 08:41s	08/17/11 23:29s	1s
Aroclor-1232s	0.51s	Us	0.51s	0.16 s	ug/L s		08/06/11 08:41s	08/17/11 23:29s	1s
Aroclor-1242s	0.51s	Us	0.51s	0.22s	ug/L s		08/06/11 08:41s	08/17/11 23:29s	1s
Aroclor-1248 s	0.51s	Us	0.51s	0.10s	ug/L s		08/06/11 08:41s	08/17/11 23:29s	1s
Aroclor-1254s	0.51s	Us	0.51s	0.16 s	ug/L s		08/06/11 08:41s	08/17/11 23:29s	1s
Aroclor-1260s	0.51s	Us	0.51s	0.17 s	ug/L s		08/06/11 08:41s	08/17/11 23:29s	1s

Surrogatea	*% Recoverya*	*Qualifiera*	*Limitsa*	*Prepareda*	*Analyzeda*	*Dil Faca*
Tetrachloro-m-xylene2	*53 2*		*5021502*	*08/06/11 08:412*	*08/17/11 23:292*	*12*
Tetrachloro-m-xylene2	*512*		*5021502*	*08/06/11 08:412*	*08/17/11 23:292*	*12*
DCB Decachlorobiphenyl2	*312*	*X2*	*5021502*	*08/06/11 08:412*	*08/17/11 23:292*	*12*
DCB Decachlorobiphenyl2	*302*	*X2*	*5021502*	*08/06/11 08:412*	*08/17/11 23:292*	*12*

Method: 8330 (Modif ed) - Organic Compounds by UV/HPLC - Dissolved i

Analytei	Resulti	Qualif er i	RLi	MDLi	Uniti	Di	Preparedi	Analyzedi	Dil Faci
Nitroguanidines	20s	Us	20s	2.4s	ug/L s		08/15/11 13:20s	08/16/11 16:42s	1s

Method: 8330/8330A - Nitroaromatics & Nitramines: Explosives (8330/A) i

Analytei	Resulti	Qualif er i	RLi	MDLi	Uniti	Di	Preparedi	Analyzedi	Dil Faci
1,3,5-Trinitrobenzenes	0.098 s	Us	0.098 s	0.029s	ug/L s		08/10/11 08:30s	08/16/11 23:34s	0.98 s
1,3-Dinitrobenzenes	0.098 s	Us	0.098 s	0.049s	ug/L s		08/10/11 08:30s	08/16/11 23:34s	0.98 s
2-Amino-4,6-dinitrotoluenes	0.098 s	Us	0.098 s	0.098 s	ug/L s		08/10/11 08:30s	08/16/11 23:34s	0.98 s
2,4,6-Trinitrotoluenes	0.098 s	Us	0.098 s	0.049s	ug/L s		08/10/11 08:30s	08/16/11 23:34s	0.98 s
2,4-Dinitrotoluenes	0.098 s	Us	0.098 s	0.049s	ug/L s		08/10/11 08:30s	08/16/11 23:34s	0.98 s
2,6-Dinitrotoluenes	0.098 s	Us	0.098 s	0.049s	ug/L s		08/10/11 08:30s	08/16/11 23:34s	0.98 s
2-Nitrotoluenes	0.49s	Us	0.49s	0.086 s	ug/L s		08/10/11 08:30s	08/16/11 23:34s	0.98 s
3-Nitrotoluenes	0.49s	Us	0.49s	0.056 s	ug/L s		08/10/11 08:30s	08/16/11 23:34s	0.98 s
4-Amino-2,6-dinitrotoluenes	0.098 s	Us	0.098 s	0.049s	ug/L s		08/10/11 08:30s	08/16/11 23:34s	0.98 s
4-Nitrotoluenes	0.49s	Us	0.49s	0.086 s	ug/L s		08/10/11 08:30s	08/16/11 23:34s	0.98 s
HMXs	0.098 s	Us	0.098 s	0.035s	ug/L s		08/10/11 08:30s	08/16/11 23:34s	0.98 s
Nitrobenzenes	0.098 s	Us	0.098 s	0.049s	ug/L s		08/10/11 08:30s	08/16/11 23:34s	0.98 s
Nitroglycerins	0.64s	Us	0.64s	0.32s	ug/L s		08/10/11 08:30s	08/16/11 23:34s	0.98 s
RDXs	0.098 s	Us	0.098 s	0.035s	ug/L s		08/10/11 08:30s	08/16/11 23:34s	0.98 s
PETNs	0.64s	Us	0.64s	0.29s	ug/L s		08/10/11 08:30s	08/16/11 23:34s	0.98 s
Tetryls	0.098 s	Us	0.098 s	0.049s	ug/L s		08/10/11 08:30s	08/16/11 23:34s	0.98 s

Surrogatea	*% Recoverya*	*Qualifiera*	*Limitsa*	*Prepareda*	*Analyzeda*	*Dil Faca*
3,4-Dinitrotoluene2	*82*		*5021502*	*08/10/11 08:302*	*08/16/11 23:342*	*0.982*

Client Sample ID: FWGLL12mw-DUP4-1802-GWi
Date Collected: 08/03/11 11:45 i
Date Received: 08/04/11 07:00 i

Lab Sample ID: 240-2499-6 i
Matrix: Water i

General Chemistry i

Analytei	Resulti	Qualifier i	RLi	MDLi	Uniti	Di	Preparedi	Analyzedi	Dil Faci
Nitrate-Nitr tei	0.044 i	Bi	0.10s	0.0053 s	mg/L s		08/18/11 00:00s	08/18/11 10:54s	1s
Nitrocelluloses	2.0s	Us	2.0s	0.48 s	mg/L s		08/17/11 09:00s	08/18/11 12:27 s	1

Client Sample ID: FWGLL12mw-DUP4-1802-GF i
Date Collected: 08/03/11 11:45 i
Date Received: 08/04/11 07:00 i

Lab Sample ID: 240-2499-7 i
Matrix: Water i

Method: 6010B - Metals (ICP) - Total Recoverablei

Analytei	Resulti	Qualifier i	RLi	MDLi	Uniti	Di	Preparedi	Analyzedi	Dil Faci
Silvers	5.0s	Us	5.0s	2.2s	ug/L s		08/05/11 08:05s	08/16/11 15:00s	1s
Arsenic i	4.5 i	Ji	5.0s	3.2s	ug/L s		08/05/11 08:05s	08/16/11 15:00s	1
Bar umi	26 i		10s	0.67 s	ug/L s		08/05/11 08:05s	08/16/11 15:00s	1s
Calc umi	140000 i		1000s	130s	ug/L s		08/05/11 08:05s	08/16/11 15:00s	1s
Cobalti	3.1 i	Ji	5.0s	1.7 s	ug/L s		08/05/11 08:05s	08/16/11 15:00s	1
Chromiums	5.0s	Us	5.0s	2.2s	ug/L s		08/05/11 08:05s	08/16/11 15:00s	1
Coppers	5.0s	Us	5.0s	4.5s	ug/L s		08/05/11 08:05s	08/16/11 15:00s	1
Potassiumi	2700 i	Bi	1000s	72s	ug/L s		08/05/11 08:05s	08/16/11 15:00s	1
Magnesiumi	68000 i		1000s	34s	ug/L s		08/05/11 08:05s	08/16/11 15:00s	1
Manganesei	420 i		10s	0.41s	ug/L s		08/05/11 08:05s	08/16/11 15:00s	1
Nickeli	4.0 i	Ji	10s	3.2s	ug/L s		08/05/11 08:05s	08/16/11 15:00s	1
Lead s	3.0s	Us	3.0s	1.9s	ug/L s		08/05/11 08:05s	08/16/11 15:00s	1
Seleniums	5.0s	Us	5.0s	4.1s	ug/L s		08/05/11 08:05s	08/16/11 15:00s	1
Vanadiums	10s	Us	10s	0.64s	ug/L s		08/05/11 08:05s	08/16/11 15:00s	1

Method: 6020 - Metals (ICP/MS) - Total Recoverablei

Analytei	Resulti	Qualifier i	RLi	MDLi	Uniti	Di	Preparedi	Analyzedi	Dil Faci
Aluminumi	26 i	Ji	50s	19s	ug/L s		08/05/11 08:05s	08/23/11 21:57 s	1s
Berylliums	1.0s	Us	1.0s	0.20s	ug/L s		08/05/11 08:05s	08/23/11 21:57 s	1
Cadmiums	0.50s	Us	0.50s	0.13 s	ug/L s		08/05/11 08:05s	08/23/11 21:57 s	1
Ironi	270 i		50s	26 s	ug/L s		08/05/11 08:05s	08/23/11 21:57 s	1
Antimony i	0.13 i	Ji	2.0s	0.13 s	ug/L s		08/05/11 08:05s	08/23/11 21:57 s	1
Thalliumi	0.54 i	J Bi	1.0s	0.14s	ug/L s		08/05/11 08:05s	08/23/11 21:57 s	1s
Zincs	10s	Us	10s	2.3 s	ug/L s		08/05/11 08:05s	08/23/11 21:57 s	1
Sodiumi	22000 i	Bi	1000s	6.9s	ug/L s		08/05/11 08:05s	08/23/11 21:57 s	1

Method: 7470A - Mercury (CVAA) i

Analytei	Resulti	Qualifier i	RLi	MDLi	Uniti	Di	Preparedi	Analyzedi	Dil Faci
Mercurys	0.20s	Us	0.20s	0.12s	ug/L s		08/05/11 12:40s	08/10/11 16:06 s	1s

General Chemistry - Dissolvedi

Analytei	Resulti	Qualifier i	RLi	MDLi	Uniti	Di	Preparedi	Analyzedi	Dil Faci
Hexavalent chromiums	0.020s	Us	0.020s	0.0020s	mg/L s			08/04/11 10:09s	1s

Client Sample ID: FWGLL12mw-154C-1783-GWi
Date Collected: 08/03/11 14:30 i
Date Received: 08/04/11 07:00 i

Lab Sample ID: 240-2499-8 i
Matr x: Water i

Method: 8260B - Volatile Organic Compounds (GC/MS) i

Analytei	Resulti	Qualif er i	RLi	MDLi	Uniti	Di	Preparedi	Analyzedi	Dil Faci
1,1,1-Trichloroethanes	1.0s	Us	1.0s	0.22s	ug/L s			08/15/11 18:55s	1s
1,1,2,2-Tetrachloroethanes	1.0s	Us	1.0s	0.18 s	ug/L s			08/15/11 18:55s	1s
1,1,2-Trichloroethanes	1.0s	Us	1.0s	0.27 s	ug/L s			08/15/11 18:55s	1s
1,1-Dichloroethanes	1.0s	Us	1.0s	0.15s	ug/L s			08/15/11 18:55s	1s
1,1-Dichloroethenes	1.0s	Us	1.0s	0.19s	ug/L s			08/15/11 18:55s	1s
1,2-Dichloroethanes	1.0s	Us	1.0s	0.22s	ug/L s			08/15/11 18:55s	1s
1,2-Dichloroethene, Totals	1.0s	Us	1.0s	0.34s	ug/L s			08/15/11 18:55s	1s
1,2-Dichloropropanes	1.0s	Us	1.0s	0.18 s	ug/L s			08/15/11 18:55s	1s
2-Hexanones	10s	Us	10s	0.41s	ug/L s			08/15/11 18:55s	1s
Bromochloromethanes	1.0s	Us	1.0s	0.29s	ug/L s			08/15/11 18:55s	1s
Acetonei	3.0 i	Ji	10s	1.1s	ug/L s			08/15/11 18:55s	1s
Benzenes	1.0s	Us	1.0s	0.13 s	ug/L s			08/15/11 18:55s	1s
Bromoforms	1.0s	Us	1.0s	0.64s	ug/L s			08/15/11 18:55s	1s
Bromomethanes	1.0s	Us	1.0s	0.41s	ug/L s			08/15/11 18:55s	1s
Carbon disulfides	1.0s	Us	1.0s	0.13 s	ug/L s			08/15/11 18:55s	1s
Carbon tetrachlorides	1.0s	Us	1.0s	0.13 s	ug/L s			08/15/11 18:55s	1s
Chlorobenzenes	1.0s	Us	1.0s	0.15s	ug/L s			08/15/11 18:55s	1s
Chloroethanes	1.0s	Us	1.0s	0.29s	ug/L s			08/15/11 18:55s	1s
Chloroforms	1.0s	Us	1.0s	0.16 s	ug/L s			08/15/11 18:55s	1s
Chloromethanes	1.0s	Us	1.0s	0.30s	ug/L s			08/15/11 18:55s	1s
cis-1,2-Dichloroethenes	1.0s	Us	1.0s	0.17 s	ug/L s			08/15/11 18:55s	1s
cis-1,3-Dichloropropenes	1.0s	Us	1.0s	0.14s	ug/L s			08/15/11 18:55s	1s
Bromodichloromethanes	1.0s	Us	1.0s	0.15s	ug/L s			08/15/11 18:55s	1s
Ethylbenzenes	1.0s	Us	1.0s	0.17 s	ug/L s			08/15/11 18:55s	1s
1,2-Dibromoethanes	1.0s	Us	1.0s	0.24s	ug/L s			08/15/11 18:55s	1s
m-Xylene & p-Xylenes	2.0s	Us	2.0s	0.24s	ug/L s			08/15/11 18:55s	1s
2-Butanone (MEK)s	10s	Us	10s	0.57 s	ug/L s			08/15/11 18:55s	1s
4-Methyl-2-pentanone (MIBK)s	10s	Us	10s	0.32s	ug/L s			08/15/11 18:55s	1s
Methylene Chlorides	2.0s	Us	2.0s	0.33 s	ug/L s			08/15/11 18:55s	1s
o-Xylenes	1.0s	Us	1.0s	0.14s	ug/L s			08/15/11 18:55s	1s
Styrenes	1.0s	Us	1.0s	0.11s	ug/L s			08/15/11 18:55s	1s
Tetrachloroethenes	1.0s	Us	1.0s	0.29s	ug/L s			08/15/11 18:55s	1s
Toluenes	1.0s	Us	1.0s	0.13 s	ug/L s			08/15/11 18:55s	1s
trans-1,2-Dichloroethenes	1.0s	Us	1.0s	0.19s	ug/L s			08/15/11 18:55s	1s
trans-1,3-Dichloropropenes	1.0s	Us	1.0s	0.19s	ug/L s			08/15/11 18:55s	1s
Trichloroethenes	1.0s	Us	1.0s	0.17 s	ug/L s			08/15/11 18:55s	1s
Vinyl chlorides	1.0s	Us	1.0s	0.22s	ug/L s			08/15/11 18:55s	1s
Xylenes, Totals	2.0s	Us	2.0s	0.28 s	ug/L s			08/15/11 18:55s	1s
Dibromochloromethanes	1.0s	Us	1.0s	0.18 s	ug/L s			08/15/11 18:55s	1s

Surrogatea	*% Recoverya*	*Qualifiera*	*Limitsa*	*Prepareda*	*Analyzeda*	*Dil Faca*
1,2-Dichloroethane-d4 (Surr)2	*962*		*50 - 1502*		*08/15/11 18:552*	*12*
4-Bromofluorobenzene (Surr)2	*982*		*50 - 1502*		*08/15/11 18:552*	*12*
Toluene-d8 (Surr)2	*1042*		*50 - 1502*		*08/15/11 18:552*	*12*
Dibromofluoromethane (Surr)2	*962*		*50 - 1502*		*08/15/11 18:552*	*12*

Method: 8270C - Semivolatile Organic Compounds (GC/MS) i

Analytei	Resulti	Qualif er i	RLi	MDLi	Uniti	Di	Preparedi	Analyzedi	Dil Faci
2,2'-oxybis[1-chloropropane] s	0.95s	Us	0.95s	0.38 s	ug/L s		08/05/11 09:02s	08/18/11 15:31s	1s
2,4,5-Trichlorophenols	4.8 s	Us	4.8 s	0.29s	ug/L s		08/05/11 09:02s	08/18/11 15:31s	1s
2,4,6-Trichlorophenols	4.8 s	Us	4.8 s	0.76 s	ug/L s		08/05/11 09:02s	08/18/11 15:31s	1s

Client Sample ID: FWGLL12mw-154C-1783-GWi
Date Collected: 08/03/11 14:30 i
Date Received: 08/04/11 07:00 i

Lab Sample ID: 240-2499-8 i
Matr x: Water i

Method: 8270C - Semivolatile Organic Compounds (GC/MS) (Continued) i

Analytei	Resulti	Qualif er i	RL i	MDL i	Uniti	Di	Prepared i	Analyzed i	Dil Fac i
2,4-Dichlorophenols	1.9s	Us	1.9s	0.76 s	ug/L s		08/05/11 09:02s	08/18/11 15:31s	1s
2,4-Dimethylphenols	1.9s	Us	1.9s	0.76 s	ug/L s		08/05/11 09:02s	08/18/11 15:31s	1s
2,4-Dinitrophenols	4.8 s	Us	4.8 s	2.3 s	ug/L s		08/05/11 09:02s	08/18/11 15:31s	1s
2,4-Dinitrotoluenes	4.8 s	Us	4.8 s	0.26 s	ug/L s		08/05/11 09:02s	08/18/11 15:31s	1s
2,6-Dinitrotoluenes	4.8 s	Us	4.8 s	0.76 s	ug/L s		08/05/11 09:02s	08/18/11 15:31s	1s
2-Chloronaphthalenes	0.95s	Us	0.95s	0.095s	ug/L s		08/05/11 09:02s	08/18/11 15:31s	1s
2-Chlorophenols	0.95s	Us	0.95s	0.28 s	ug/L s		08/05/11 09:02s	08/18/11 15:31s	1s
Benzoic acid s	9.5s	Us	9.5s	9.5s	ug/L s		08/05/11 09:02s	08/18/11 15:31s	1s
2-Methylnaphthalenes	0.19s	Us	0.19s	0.095s	ug/L s		08/05/11 09:02s	08/18/11 15:31s	1s
2-Methylphenols	0.95s	Us	0.95s	0.76 s	ug/L s		08/05/11 09:02s	08/18/11 15:31s	1s
2-Nitroanilines	1.9s	Us	1.9s	0.76 s	ug/L s		08/05/11 09:02s	08/18/11 15:31s	1s
Benzyl alcohols	4.8 s	Us	4.8 s	0.36 s	ug/L s		08/05/11 09:02s	08/18/11 15:31s	1s
2-Nitrophenols	1.9s	Us	1.9s	0.27 s	ug/L s		08/05/11 09:02s	08/18/11 15:31s	1s
3,3'-Dichlorobenzidines	4.8 s	Us	4.8 s	0.35s	ug/L s		08/05/11 09:02s	08/18/11 15:31s	1s
3-Nitroanilines	1.9s	Us	1.9s	0.27 s	ug/L s		08/05/11 09:02s	08/18/11 15:31s	1s
4,6-Dinitro-2-methylphenols	4.8 s	Us	4.8 s	2.3 s	ug/L s		08/05/11 09:02s	08/18/11 15:31s	1s
4-Bromophenyl phenyl ethers	1.9s	Us	1.9s	0.76 s	ug/L s		08/05/11 09:02s	08/18/11 15:31s	1s
4-Chloro-3-methylphenols	1.9s	Us	1.9s	0.76 s	ug/L s		08/05/11 09:02s	08/18/11 15:31s	1s
4-Chloroanilines	1.9s	Us	1.9s	0.76 s	ug/L s		08/05/11 09:02s	08/18/11 15:31s	1s
4-Chlorophenyl phenyl ethers	1.9s	Us	1.9s	0.29s	ug/L s		08/05/11 09:02s	08/18/11 15:31s	1s
4-Nitroanilines	1.9s	Us	1.9s	0.76 s	ug/L s		08/05/11 09:02s	08/18/11 15:31s	1s
4-Nitrophenols	4.8 s	Us	4.8 s	2.3 s	ug/L s		08/05/11 09:02s	08/18/11 15:31s	1s
Acenaphthenes	0.19s	Us	0.19s	0.095s	ug/L s		08/05/11 09:02s	08/18/11 15:31s	1s
Acenaphthylenes	0.19s	Us	0.19s	0.095s	ug/L s		08/05/11 09:02s	08/18/11 15:31s	1s
Anthracenes	0.19s	Us	0.19s	0.095s	ug/L s		08/05/11 09:02s	08/18/11 15:31s	1s
Benzo[a]anthracenes	0.19s	Us	0.19s	0.095s	ug/L s		08/05/11 09:02s	08/18/11 15:31s	1s
Benzo[a]pyrenes	0.19s	Us	0.19s	0.095s	ug/L s		08/05/11 09:02s	08/18/11 15:31s	1s
Benzo[b]fluoranthenes	0.19s	Us	0.19s	0.095s	ug/L s		08/05/11 09:02s	08/18/11 15:31s	1s
Benzo[g,h,i]perylenes	0.19s	Us	0.19s	0.095s	ug/L s		08/05/11 09:02s	08/18/11 15:31s	1s
Benzo[k]fluoranthenes	0.19s	Us	0.19s	0.095s	ug/L s		08/05/11 09:02s	08/18/11 15:31s	1s
Bis(2-chloroethoxy)methanes	0.95s	Us	0.95s	0.30s	ug/L s		08/05/11 09:02s	08/18/11 15:31s	1s
Bis(2-chloroethyl)ethers	0.95s	Us	0.95s	0.095s	ug/L s		08/05/11 09:02s	08/18/11 15:31s	1s
Bis(2-ethylhexyl) phthalatei	**1.0 i**	**Ji**	9.5s	0.76 s	ug/L s		08/05/11 09:02s	08/18/11 15:31s	1s
Butyl benzyl phthalates	0.95s	Us	0.95s	0.76 s	ug/L s		08/05/11 09:02s	08/18/11 15:31s	1s
Carbazoles	0.95s	Us	0.95s	0.27 s	ug/L s		08/05/11 09:02s	08/18/11 15:31s	1s
1,2-Dichlorobenzenes	0.95s	Us	0.95s	0.28 s	ug/L s		08/05/11 09:02s	08/18/11 15:31s	1s
Chrysenes	0.19s	Us	0.19s	0.095s	ug/L s		08/05/11 09:02s	08/18/11 15:31s	1s
1,3-Dichlorobenzenes	0.95s	Us	0.95s	0.76 s	ug/L s		08/05/11 09:02s	08/18/11 15:31s	1s
Dibenz(a,h)anthracenes	0.19s	Us	0.19s	0.095s	ug/L s		08/05/11 09:02s	08/18/11 15:31s	1s
1,4-Dichlorobenzenes	0.95s	Us	0.95s	0.32s	ug/L s		08/05/11 09:02s	08/18/11 15:31s	1s
Dibenzofurans	0.95s	Us	0.95s	0.095s	ug/L s		08/05/11 09:02s	08/18/11 15:31s	1s
Diethyl phthalates	0.95s	Us	0.95s	0.57 s	ug/L s		08/05/11 09:02s	08/18/11 15:31s	1s
Dimethyl phthalates	0.95s	Us	0.95s	0.28 s	ug/L s		08/05/11 09:02s	08/18/11 15:31s	1s
Di-n-butyl phthalates	0.95s	Us	0.95s	0.64s	ug/L s		08/05/11 09:02s	08/18/11 15:31s	1s
Di-n-octyl phthalates	0.95s	Us	0.95s	0.76 s	ug/L s		08/05/11 09:02s	08/18/11 15:31s	1s
Fluoranthenes	0.19s	Us	0.19s	0.095s	ug/L s		08/05/11 09:02s	08/18/11 15:31s	1s
Fluorenes	0.19s	Us	0.19s	0.095s	ug/L s		08/05/11 09:02s	08/18/11 15:31s	1s
Hexachlorobenzenes	0.19s	Us	0.19s	0.095s	ug/L s		08/05/11 09:02s	08/18/11 15:31s	1s
Hexachlorobutadienes	0.95s	Us	0.95s	0.26 s	ug/L s		08/05/11 09:02s	08/18/11 15:31s	1s
Hexachlorocyclopentadienes	9.5s	Us	9.5s	0.76 s	ug/L s		08/05/11 09:02s	08/18/11 15:31s	1s

Client Sample ID: FWGLL12mw-154C-1783-GWi
Date Collected: 08/03/11 14:30 i
Date Received: 08/04/11 07:00 i

Lab Sample ID: 240-2499-8 i
Matr x: Water i

Method: 8270C - Semivolatile Organic Compounds (GC/MS) (Continued) i

Analytei	Resulti	Qualif er i	RL i	MDL i	Uniti	Di	Prepared i	Analyzed i	Dil Fac i
Hexachloroethanes	0.95s	Us	0.95s	0.76 s	ug/L s		08/05/11 09:02s	08/18/11 15:31s	1s
Indeno[1,2,3-cd]pyrenes	0.19s	Us	0.19s	0.095s	ug/L s		08/05/11 09:02s	08/18/11 15:31s	1s
Isophorones	0.95s	Us	0.95s	0.26 s	ug/L s		08/05/11 09:02s	08/18/11 15:31s	1s
Naphthalenes	0.19s	Us	0.19s	0.095s	ug/L s		08/05/11 09:02s	08/18/11 15:31s	1s
Nitrobenzenes	0.95s	Us	0.95s	0.038 s	ug/L s		08/05/11 09:02s	08/18/11 15:31s	1s
N-Nitrosodi-n-propylamines	0.95s	Us	0.95s	0.76 s	ug/L s		08/05/11 09:02s	08/18/11 15:31s	1s
N-Nitrosodiphenylamines	0.95s	Us	0.95s	0.30s	ug/L s		08/05/11 09:02s	08/18/11 15:31s	1s
Pentachlorophenols	4.8 s	Us	4.8 s	2.3 s	ug/L s		08/05/11 09:02s	08/18/11 15:31s	1s
Phenols	0.95s	Us	0.95s	0.57 s	ug/L s		08/05/11 09:02s	08/18/11 15:31s	1s
Phenanthrenes	0.19s	Us	0.19s	0.095s	ug/L s		08/05/11 09:02s	08/18/11 15:31s	1s
Pyrenes	0.19s	Us	0.19s	0.095s	ug/L s		08/05/11 09:02s	08/18/11 15:31s	1s
3 & 4 Methylphenols	0.95s	Us	0.95s	0.71s	ug/L s		08/05/11 09:02s	08/18/11 15:31s	1s
1,2,4-Trichlorobenzenes	0.95s	Us	0.95s	0.27 s	ug/L s		08/05/11 09:02s	08/18/11 15:31s	1s

Surrogatea	*% Recoverya*	*Qualifiera*	*Limitsa*	*Prepareda*	*Analyzeda*	*Dil Faca*
-Fluorobiphenyl (Surr)2	*492*	*X2*	*50 - 1502*	*08/05/11 09:02*	*08/18/11 15:312*	*12*
-Fluorophenol (Surr)2	*682*		*50 - 1502*	*08/05/11 09:02*	*08/18/11 15:312*	*12*
,4,6-Tribromophenol (Surr)2	*772*		*50 - 1502*	*08/05/11 09:02*	*08/18/11 15:312*	*12*
Nitrobenzene-d5 (Surr)2	*512*		*50 - 1502*	*08/05/11 09:02*	*08/18/11 15:312*	*12*
Phenol-d5 (Surr)2	*752*		*50 - 1502*	*08/05/11 09:02*	*08/18/11 15:312*	*12*
Terphenyl-d14 (Surr)2	*542*		*50 - 1502*	*08/05/11 09:02*	*08/18/11 15:312*	*12*

Method: 8081A - Organochlor ne Pestic des (GC) i

Analytei	Resulti	Qualif er i	RL i	MDL i	Uniti	Di	Prepared i	Analyzed i	Dil Fac i
Aldrins	0.029s	Us	0.029s	0.0078 s	ug/L s		08/06/11 08:35s	08/25/11 20:42s	1s
alpha-BHCi	**0.010 i**	**Ji**	0.029s	0.0067 s	ug/L s		08/06/11 08:35s	08/25/11 20:42s	1s
alpha-Chlordanes	0.029s	Us	0.029s	0.013 s	ug/L s		08/06/11 08:35s	08/25/11 20:42s	1s
beta-BHCs	0.029s	Us	0.029s	0.0080s	ug/L s		08/06/11 08:35s	08/25/11 20:42s	1s
4,4'-DDD	0.029s	Us	0.029s	0.0091s	ug/L s		08/06/11 08:35s	08/25/11 20:42s	1s
4,4'-DDEs	0.029s	Us	0.029s	0.0092s	ug/L s		08/06/11 08:35s	08/25/11 20:42s	1s
4,4'-DDTs	0.029s	Us	0.029s	0.015s	ug/L s		08/06/11 08:35s	08/25/11 20:42s	1s
delta-BHCs	0.029s	Us	0.029s	0.0083 s	ug/L s		08/06/11 08:35s	08/25/11 20:42s	1s
Dieldrins	0.029s	Us	0.029s	0.0071s	ug/L s		08/06/11 08:35s	08/25/11 20:42s	1s
Endosulfan Is	0.024s	Us	0.024s	0.012s	ug/L s		08/06/11 08:35s	08/25/11 20:42s	1s
Endosulfan IIs	0.024s	Us	0.024s	0.011s	ug/L s		08/06/11 08:35s	08/25/11 20:42s	1s
Endosulfan sulfates	0.029s	Us	0.029s	0.010s	ug/L s		08/06/11 08:35s	08/25/11 20:42s	1s
Endrins	0.029s	Us	0.029s	0.010s	ug/L s		08/06/11 08:35s	08/25/11 20:42s	1s
Endrin aldehydes	0.029s	Us	0.029s	0.010s	ug/L s		08/06/11 08:35s	08/25/11 20:42s	1s
Endrin ketones	0.029s	Us	0.029s	0.0074s	ug/L s		08/06/11 08:35s	08/25/11 20:42s	1s
gamma-BHC (Lindane)s	0.029s	Us	0.029s	0.0061s	ug/L s		08/06/11 08:35s	08/25/11 20:42s	1s
gamma-Chlordanes	0.029s	Us	0.029s	0.011s	ug/L s		08/06/11 08:35s	08/25/11 20:42s	1s
Heptachlors	0.029s	Us	0.029s	0.0076 s	ug/L s		08/06/11 08:35s	08/25/11 20:42s	1s
Heptachlor epoxides	0.029s	Us	0.029s	0.0068 s	ug/L s		08/06/11 08:35s	08/25/11 20:42s	1s
Methoxychlors	0.095s	Us	0.095s	0.030s	ug/L s		08/06/11 08:35s	08/25/11 20:42s	1s
Toxaphenes	1.9s	Us	1.9s	0.30s	ug/L s		08/06/11 08:35s	08/25/11 20:42s	1s

Surrogatea	*% Recoverya*	*Qualifiera*	*Limitsa*	*Prepareda*	*Analyzeda*	*Dil Faca*
DCB Decachlorobiphenyl2	*552*		*5022 1502*	*08/06/11 08:352*	*08/25/11 20:42*	*12*
DCB Decachlorobiphenyl2	*542*		*5022 1502*	*08/06/11 08:352*	*08/25/11 20:42*	*12*
Tetrachloro-m-xylene2	*842*		*5022 1502*	*08/06/11 08:352*	*08/25/11 20:42*	*12*
Tetrachloro-m-xylene2	*852*		*5022 1502*	*08/06/11 08:352*	*08/25/11 20:42*	*12*

Client Sample Resultsi

Client: Environmental Quality Mgt., Inc.s
Project/Site: RVAAP (OH)s

TestAmerica Job ID: 240-2499-1s

Client Sample ID: FWGLL12mw-154C-1783-GWi
Date Collected: 08/03/11 14:30 i
Date Received: 08/04/11 07:00 i

Lab Sample ID: 240-2499-8 i
Matrix: Water i

Method: 8082 - Polychlorinated Biphenyls (PCBs) by Gas Chromatography i

Analytei	Resulti	Qualifier i	RLi	MDLi	Uniti	Di	Preparedi	Analyzedi	Dil Faci
Aroclor-1016 s	0.48 s	Us	0.48 s	0.16 s	ug/L s		08/06/11 08:41s	08/17/11 23:44s	1s
Aroclor-1221s	0.48 s	Us	0.48 s	0.12s	ug/L s		08/06/11 08:41s	08/17/11 23:44s	1s
Aroclor-1232s	0.48 s	Us	0.48 s	0.15s	ug/L s		08/06/11 08:41s	08/17/11 23:44s	1s
Aroclor-1242s	0.48 s	Us	0.48 s	0.21s	ug/L s		08/06/11 08:41s	08/17/11 23:44s	1s
Aroclor-1248 s	0.48 s	Us	0.48 s	0.095s	ug/L s		08/06/11 08:41s	08/17/11 23:44s	1s
Aroclor-1254s	0.48 s	Us	0.48 s	0.15s	ug/L s		08/06/11 08:41s	08/17/11 23:44s	1s
Aroclor-1260s	0.48 s	Us	0.48 s	0.16 s	ug/L s		08/06/11 08:41s	08/17/11 23:44s	1s

Surrogatea	*% Recoverya*	*Qualifiera*	*Limitsa*	*Prepareda*	*Analyzeda*	*Dil Faca*
Tetrachloro-m-xylene2	*1062*		*50 - 1502*	*08/06/11 08:412*	*08/17/11 23:442*	*12*
Tetrachloro-m-xylene2	*972*		*50 - 1502*	*08/06/11 08:412*	*08/17/11 23:442*	*12*
DCB Decachlorobiphenyl2	*42*	*X2*	*50 - 1502*	*08/06/11 08:412*	*08/17/11 23:442*	*12*
DCB Decachlorobiphenyl2	*472*	*X2*	*50 - 1502*	*08/06/11 08:412*	*08/17/11 23:442*	*12*

Method: 8330 (Modified) - Organic Compounds by UV/HPLC - Dissolved i

Analytei	Resulti	Qualifier i	RLi	MDLi	Uniti	Di	Preparedi	Analyzedi	Dil Faci
Nitroguanidines	20s	Us	20s	2.4s	ug/L s		08/15/11 13:20s	08/16/11 16:56 s	1s

Method: 8330/8330A - Nitroaromatics & Nitramines: Explosives (8330/A) i

Analytei	Resulti	Qualifier i	RLi	MDLi	Uniti	Di	Preparedi	Analyzedi	Dil Faci
1,3,5-Trinitrobenzenes	0.099s	Us	0.099s	0.030s	ug/L s		08/10/11 08:30s	08/17/11 00:14s	0.99s
1,3-Dinitrobenzenes	0.099s	Us	0.099s	0.050s	ug/L s		08/10/11 08:30s	08/17/11 00:14s	0.99s
2-Amino-4,6-dinitrotoluenes	0.099s	Us	0.099s	0.099s	ug/L s		08/10/11 08:30s	08/17/11 00:14s	0.99s
2,4,6-Trinitrotoluenes	0.099s	Us	0.099s	0.050s	ug/L s		08/10/11 08:30s	08/17/11 00:14s	0.99s
2,4-Dinitrotoluenes	0.099s	Us	0.099s	0.050s	ug/L s		08/10/11 08:30s	08/17/11 00:14s	0.99s
2,6-Dinitrotoluenes	0.099s	Us	0.099s	0.050s	ug/L s		08/10/11 08:30s	08/17/11 00:14s	0.99s
2-Nitrotoluenes	0.50s	Us	0.50s	0.087 s	ug/L s		08/10/11 08:30s	08/17/11 00:14s	0.99s
3-Nitrotoluenes	0.50s	Us	0.50s	0.056 s	ug/L s		08/10/11 08:30s	08/17/11 00:14s	0.99s
4-Amino-2,6-dinitrotoluenes	0.099s	Us	0.099s	0.050s	ug/L s		08/10/11 08:30s	08/17/11 00:14s	0.99s
4-Nitrotoluenes	0.50s	Us	0.50s	0.087 s	ug/L s		08/10/11 08:30s	08/17/11 00:14s	0.99s
HMXs	0.099s	Us	0.099s	0.036 s	ug/L s		08/10/11 08:30s	08/17/11 00:14s	0.99s
Nitrobenzenes	0.099s	Us	0.099s	0.050s	ug/L s		08/10/11 08:30s	08/17/11 00:14s	0.99s
Nitroglycerins	0.64s	Us	0.64s	0.33 s	ug/L s		08/10/11 08:30s	08/17/11 00:14s	0.99s
RDXs	0.099s	Us	0.099s	0.036 s	ug/L s		08/10/11 08:30s	08/17/11 00:14s	0.99s
PETNs	0.64s	Us	0.64s	0.30s	ug/L s		08/10/11 08:30s	08/17/11 00:14s	0.99s
Tetryls	0.099s	Us	0.099s	0.050s	ug/L s		08/10/11 08:30s	08/17/11 00:14s	0.99s

Surrogatea	*% Recoverya*	*Qualifiera*	*Limitsa*	*Prepareda*	*Analyzeda*	*Dil Faca*
3,4-Dinitrotoluene2	*902*		*50 - 1502*	*08/10/11 08:302*	*08/17/11 00:142*	*0.992*

General Chemistry i

Analytei	Resulti	Qualifier i	RLi	MDLi	Uniti	Di	Preparedi	Analyzedi	Dil Faci
Nitrate-Nitrite	0.029 i	Bi	0.10s	0.0053 s	mg/L s		08/18/11 00:00s	08/18/11 10:56 s	1s
Nitrocelluloses	2.0s	Us	2.0s	0.48 s	mg/L s		08/17/11 09:00s	08/18/11 12:29s	1s

Client Sample ID: FWGLL12mw-154C-1783-GF i

Date Collected: 08/03/11 14:30 i
Date Received: 08/04/11 07:00 i

Lab Sample ID: 240-2499-9 i
Matr x: Water i

Method: 6010B - Metals (ICP) - Total Recoverablei

Analytei	Resulti	Qualif er i	RL i	MDL i	Uniti	Di	Prepared i	Analyzed i	Dil Fac i
Silvers	5.0s	Us	5.0s	2.2s	ug/L s		08/05/11 08:05s	08/16/11 15:06 s	1s
Arsenic i	15 i		5.0s	3.2s	ug/L s		08/05/11 08:05s	08/16/11 15:06 s	1s
Bar umi	44 i		10s	0.67 s	ug/L s		08/05/11 08:05s	08/16/11 15:06 s	1s
Calc umi	150000 i		1000s	130s	ug/L s		08/05/11 08:05s	08/16/11 15:06 s	1s
Cobalts	5.0s	Us	5.0s	1.7 s	ug/L s		08/05/11 08:05s	08/16/11 15:06 s	1s
Chromiums	5.0s	Us	5.0s	2.2s	ug/L s		08/05/11 08:05s	08/16/11 15:06 s	1s
Coppers	5.0s	Us	5.0s	4.5s	ug/L s		08/05/11 08:05s	08/16/11 15:06 s	1s
Potassiumi	1800 i	Bi	1000s	72s	ug/L s		08/05/11 08:05s	08/16/11 15:06 s	1s
Magnesiumi	75000 i		1000s	34s	ug/L s		08/05/11 08:05s	08/16/11 15:06 s	1s
Manganesei	96 i		10s	0.41s	ug/L s		08/05/11 08:05s	08/16/11 15:06 s	1s
Nickels	10s	Us	10s	3.2s	ug/L s		08/05/11 08:05s	08/16/11 15:06 s	1s
Lead s	3.0s	Us	3.0s	1.9s	ug/L s		08/05/11 08:05s	08/16/11 15:06 s	1s
Seleniums	5.0s	Us	5.0s	4.1s	ug/L s		08/05/11 08:05s	08/16/11 15:06 s	1s
Vanadiums	10s	Us	10s	0.64s	ug/L s		08/05/11 08:05s	08/16/11 15:06 s	1s

Method: 6020 - Metals (ICP/MS) - Total Recoverablei

Analytei	Resulti	Qualif er i	RL i	MDL i	Uniti	Di	Prepared i	Analyzed i	Dil Fac i
Aluminumi	20 i	Ji	50s	19s	ug/L s		08/05/11 08:05s	08/23/11 22:03 s	1s
Berylliums	1.0s	Us	1.0s	0.20s	ug/L s		08/05/11 08:05s	08/23/11 22:03 s	1s
Cadmiums	0.50s	Us	0.50s	0.13 s	ug/L s		08/05/11 08:05s	08/23/11 22:03 s	1s
Ironi	1800 i		50s	26 s	ug/L s		08/05/11 08:05s	08/23/11 22:03 s	1s
Antimonys	2.0s	Us	2.0s	0.13 s	ug/L s		08/05/11 08:05s	08/23/11 22:03 s	1s
Thalliumi	0.40 i	J Bi	1.0s	0.14s	ug/L s		08/05/11 08:05s	08/23/11 22:03 s	1s
Zincs	10s	Us	10s	2.3 s	ug/L s		08/05/11 08:05s	08/23/11 22:03 s	1s
Sodiumi	26000 i	Bi	1000s	6.9s	ug/L s		08/05/11 08:05s	08/23/11 22:03 s	1s

Method: 7470A - Mercury (CVAA) i

Analytei	Resulti	Qualif er i	RL i	MDL i	Uniti	Di	Prepared i	Analyzed i	Dil Fac i
Mercurys	0.20s	Us	0.20s	0.12s	ug/L s		08/05/11 12:40s	08/10/11 16:08 s	1s

General Chemistry - Dissolved i

Analytei	Resulti	Qualif er i	RL i	MDL i	Uniti	Di	Prepared i	Analyzed i	Dil Fac i
Hexavalent chromiums	0.020s	Us	0.020s	0.0020s	mg/L s			08/04/11 10:09s	1s

Client Sample ID: FWGLL12mw-153C-1782-GWi

Date Collected: 08/03/11 15:40 i
Date Received: 08/04/11 07:00 i

Lab Sample ID: 240-2499-10 i
Matr x: Water i

Method: 8260B - Volatile Organic Compounds (GC/MS) i

Analytei	Resulti	Qualif er i	RL i	MDL i	Uniti	Di	Prepared i	Analyzed i	Dil Fac i
1,1,1-Trichloroethanes	1.0s	Us	1.0s	0.22s	ug/L s			08/15/11 19:16 s	1s
1,1,2,2-Tetrachloroethanes	1.0s	Us	1.0s	0.18 s	ug/L s			08/15/11 19:16 s	1s
1,1,2-Trichloroethanes	1.0s	Us	1.0s	0.27 s	ug/L s			08/15/11 19:16 s	1s
1,1-Dichloroethanes	1.0s	Us	1.0s	0.15s	ug/L s			08/15/11 19:16 s	1s
1,1-Dichloroethenes	1.0s	Us	1.0s	0.19s	ug/L s			08/15/11 19:16 s	1s
1,2-Dichloroethanes	1.0s	Us	1.0s	0.22s	ug/L s			08/15/11 19:16 s	1s
1,2-Dichloroethene, Totals	1.0s	Us	1.0s	0.34s	ug/L s			08/15/11 19:16 s	1s
1,2-Dichloropropanes	1.0s	Us	1.0s	0.18 s	ug/L s			08/15/11 19:16 s	1s
2-Hexanones	10s	Us	10s	0.41s	ug/L s			08/15/11 19:16 s	1s
Bromochloromethanes	1.0s	Us	1.0s	0.29s	ug/L s			08/15/11 19:16 s	1s

Client Sample ID: FWGLL12mw-153C-1782-GWi
Date Collected: 08/03/11 15:40 i
Date Received: 08/04/11 07:00 i

Lab Sample ID: 240-2499-10 i
Matrix: Water i

Method: 8260B - Volatile Organic Compounds (GC/MS) (Continued) i

Analytei	Resulti	Qualifier i	RLi	MDLi	Uniti	Di	Preparedi	Analyzedi	Dil Faci
Acetones	10s	Us	10s	1.1s	ug/Ls			08/15/11 19:16s	1s
Benzenes	1.0s	Us	1.0s	0.13s	ug/Ls			08/15/11 19:16s	1s
Bromoforms	1.0s	Us	1.0s	0.64s	ug/Ls			08/15/11 19:16s	1s
Bromomethanes	1.0s	Us	1.0s	0.41s	ug/Ls			08/15/11 19:16s	1s
Carbon disulfidei	0.18i	Ji	1.0s	0.13s	ug/Ls			08/15/11 19:16s	1s
Carbon tetrachlorides	1.0s	Us	1.0s	0.13s	ug/Ls			08/15/11 19:16s	1s
Chlorobenzenes	1.0s	Us	1.0s	0.15s	ug/Ls			08/15/11 19:16s	1s
Chloroethanes	1.0s	Us	1.0s	0.29s	ug/Ls			08/15/11 19:16s	1s
Chloroforms	1.0s	Us	1.0s	0.16s	ug/Ls			08/15/11 19:16s	1s
Chloromethanes	1.0s	Us	1.0s	0.30s	ug/Ls			08/15/11 19:16s	1s
cis-1,2-Dichloroethenes	1.0s	Us	1.0s	0.17s	ug/Ls			08/15/11 19:16s	1s
cis-1,3-Dichloropropenes	1.0s	Us	1.0s	0.14s	ug/Ls			08/15/11 19:16s	1s
Bromodichloromethanes	1.0s	Us	1.0s	0.15s	ug/Ls			08/15/11 19:16s	1s
Ethylbenzenes	1.0s	Us	1.0s	0.17s	ug/Ls			08/15/11 19:16s	1s
1,2-Dibromoethanes	1.0s	Us	1.0s	0.24s	ug/Ls			08/15/11 19:16s	1s
m-Xylene & p-Xylenes	2.0s	Us	2.0s	0.24s	ug/Ls			08/15/11 19:16s	1s
2-Butanone (MEK)s	10s	Us	10s	0.57s	ug/Ls			08/15/11 19:16s	1s
4-Methyl-2-pentanone (MIBK)s	10s	Us	10s	0.32s	ug/Ls			08/15/11 19:16s	1s
Methylene Chlorides	2.0s	Us	2.0s	0.33s	ug/Ls			08/15/11 19:16s	1s
o-Xylenes	1.0s	Us	1.0s	0.14s	ug/Ls			08/15/11 19:16s	1s
Styrenes	1.0s	Us	1.0s	0.11s	ug/Ls			08/15/11 19:16s	1s
Tetrachloroethenes	1.0s	Us	1.0s	0.29s	ug/Ls			08/15/11 19:16s	1s
Toluenes	1.0s	Us	1.0s	0.13s	ug/Ls			08/15/11 19:16s	1s
trans-1,2-Dichloroethenes	1.0s	Us	1.0s	0.19s	ug/Ls			08/15/11 19:16s	1s
trans-1,3-Dichloropropenes	1.0s	Us	1.0s	0.19s	ug/Ls			08/15/11 19:16s	1s
Trichloroethenes	1.0s	Us	1.0s	0.17s	ug/Ls			08/15/11 19:16s	1s
Vinyl chlorides	1.0s	Us	1.0s	0.22s	ug/Ls			08/15/11 19:16s	1s
Xylenes, Totals	2.0s	Us	2.0s	0.28s	ug/Ls			08/15/11 19:16s	1s
Dibromochloromethanes	1.0s	Us	1.0s	0.18s	ug/Ls			08/15/11 19:16s	1s

Surrogatea	*% Recoverya*	*Qualifiera*	*Limitsa*	*Prepareda*	*Analyzeda*	*Dil Faca*
1,2-Dichloroethane-d4 (Surr)2	*952*		*50 - 1502*		*08/15/11 19:162*	*12*
4-Bromofluorobenzene (Surr)2	*1002*		*50 - 1502*		*08/15/11 19:162*	*12*
Toluene-d8 (Surr)2	*102*		*50 - 1502*		*08/15/11 19:162*	*12*
Dibromofluoromethane (Surr)2	*952*		*50 - 1502*		*08/15/11 19:162*	*12*

Method: 8270C - Semivolatile Organic Compounds (GC/MS) i

Analytei	Resulti	Qualifier i	RLi	MDLi	Uniti	Di	Preparedi	Analyzedi	Dil Faci
2,2'-oxybis[1-chloropropane] s	0.95s	Us	0.95s	0.38s	ug/Ls		08/05/11 09:02s	08/18/11 15:50s	1s
2,4,5-Trichlorophenols	4.8s	Us	4.8s	0.29s	ug/Ls		08/05/11 09:02s	08/18/11 15:50s	1s
2,4,6-Trichlorophenols	4.8s	Us	4.8s	0.76s	ug/Ls		08/05/11 09:02s	08/18/11 15:50s	1s
2,4-Dichlorophenols	1.9s	Us	1.9s	0.76s	ug/Ls		08/05/11 09:02s	08/18/11 15:50s	1s
2,4-Dimethylphenols	1.9s	Us	1.9s	0.76s	ug/Ls		08/05/11 09:02s	08/18/11 15:50s	1s
2,4-Dinitrophenols	4.8s	Us	4.8s	2.3s	ug/Ls		08/05/11 09:02s	08/18/11 15:50s	1s
2,4-Dinitrotoluenes	4.8s	Us	4.8s	0.26s	ug/Ls		08/05/11 09:02s	08/18/11 15:50s	1s
2,6-Dinitrotoluenes	4.8s	Us	4.8s	0.76s	ug/Ls		08/05/11 09:02s	08/18/11 15:50s	1s
2-Chloronaphthalenes	0.95s	Us	0.95s	0.095s	ug/Ls		08/05/11 09:02s	08/18/11 15:50s	1s
2-Chlorophenols	0.95s	Us	0.95s	0.28s	ug/Ls		08/05/11 09:02s	08/18/11 15:50s	1s
Benzoic acid s	9.5s	Us	9.5s	9.5s	ug/Ls		08/05/11 09:02s	08/18/11 15:50s	1s
2-Methylnaphthalenes	0.19s	Us	0.19s	0.095s	ug/Ls		08/05/11 09:02s	08/18/11 15:50s	1s
2-Methylphenols	0.95s	Us	0.95s	0.76s	ug/Ls		08/05/11 09:02s	08/18/11 15:50s	1s

Client Sample ID: FWGLL12mw-153C-1782-GWi
Date Collected: 08/03/11 15:40 i
Date Received: 08/04/11 07:00 i

Lab Sample ID: 240-2499-10 i
Matrix: Water i

Method: 8270C - Semivolatile Organic Compounds (GC/MS) (Continued) i

Analytei	Resulti	Qualifier i	RL i	MDL i	Uniti	Di	Prepared i	Analyzed i	Dil Fac i
2-Nitroanilines	1.9s	Us	1.9s	0.76 s	ug/L s		08/05/11 09:02s	08/18/11 15:50s	1s
Benzyl alcohols	4.8 s	Us	4.8 s	0.36 s	ug/L s		08/05/11 09:02s	08/18/11 15:50s	1s
2-Nitrophenols	1.9s	Us	1.9s	0.27 s	ug/L s		08/05/11 09:02s	08/18/11 15:50s	1s
3,3'-Dichlorobenzidines	4.8 s	Us	4.8 s	0.35s	ug/L s		08/05/11 09:02s	08/18/11 15:50s	1
3-Nitroanilines	1.9s	Us	1.9s	0.27 s	ug/L s		08/05/11 09:02s	08/18/11 15:50s	1s
4,6-Dinitro-2-methylphenols	4.8 s	Us	4.8 s	2.3 s	ug/L s		08/05/11 09:02s	08/18/11 15:50s	1s
4-Bromophenyl phenyl ethers	1.9s	Us	1.9s	0.76 s	ug/L s		08/05/11 09:02s	08/18/11 15:50s	1s
4-Chloro-3-methylphenols	1.9s	Us	1.9s	0.76 s	ug/L s		08/05/11 09:02s	08/18/11 15:50s	1s
4-Chloroanilines	1.9s	Us	1.9s	0.76 s	ug/L s		08/05/11 09:02s	08/18/11 15:50s	1s
4-Chlorophenyl phenyl ethers	1.9s	Us	1.9s	0.29s	ug/L s		08/05/11 09:02s	08/18/11 15:50s	1s
4-Nitroanilines	1.9s	Us	1.9s	0.76 s	ug/L s		08/05/11 09:02s	08/18/11 15:50s	1s
4-Nitrophenols	4.8 s	Us	4.8 s	2.3 s	ug/L s		08/05/11 09:02s	08/18/11 15:50s	1s
Acenaphthenes	0.19s	Us	0.19s	0.095s	ug/L s		08/05/11 09:02s	08/18/11 15:50s	1s
Acenaphthylenes	0.19s	Us	0.19s	0.095s	ug/L s		08/05/11 09:02s	08/18/11 15:50s	1s
Anthracenes	0.19s	Us	0.19s	0.095s	ug/L s		08/05/11 09:02s	08/18/11 15:50s	1s
Benzo[a]anthracenes	0.19s	Us	0.19s	0.095s	ug/L s		08/05/11 09:02s	08/18/11 15:50s	1s
Benzo[a]pyrenes	0.19s	Us	0.19s	0.095s	ug/L s		08/05/11 09:02s	08/18/11 15:50s	1s
Benzo[b]fluoranthenes	0.19s	Us	0.19s	0.095s	ug/L s		08/05/11 09:02s	08/18/11 15:50s	1s
Benzo[g,h,i]perylenes	0.19s	Us	0.19s	0.095s	ug/L s		08/05/11 09:02s	08/18/11 15:50s	1s
Benzo[k]fluoranthenes	0.19s	Us	0.19s	0.095s	ug/L s		08/05/11 09:02s	08/18/11 15:50s	1s
Bis(2-chloroethoxy)methanes	0.95s	Us	0.95s	0.30s	ug/L s		08/05/11 09:02s	08/18/11 15:50s	1s
Bis(2-chloroethyl)ethers	0.95s	Us	0.95s	0.095s	ug/L s		08/05/11 09:02s	08/18/11 15:50s	1s
Bis(2-ethylhexyl) phthalatei	**1.6 i**	**Ji**	9.5s	0.76 s	ug/L s		08/05/11 09:02s	08/18/11 15:50s	1s
Butyl benzyl phthalates	0.95s	Us	0.95s	0.76 s	ug/L s		08/05/11 09:02s	08/18/11 15:50s	1s
Carbazoles	0.95s	Us	0.95s	0.27 s	ug/L s		08/05/11 09:02s	08/18/11 15:50s	1s
1,2-Dichlorobenzenes	0.95s	Us	0.95s	0.28 s	ug/L s		08/05/11 09:02s	08/18/11 15:50s	1s
Chrysenes	0.19s	Us	0.19s	0.095s	ug/L s		08/05/11 09:02s	08/18/11 15:50s	1s
1,3-Dichlorobenzenes	0.95s	Us	0.95s	0.76 s	ug/L s		08/05/11 09:02s	08/18/11 15:50s	1s
Dibenz(a,h)anthracenes	0.19s	Us	0.19s	0.095s	ug/L s		08/05/11 09:02s	08/18/11 15:50s	1s
1,4-Dichlorobenzenes	0.95s	Us	0.95s	0.32s	ug/L s		08/05/11 09:02s	08/18/11 15:50s	1s
Dibenzofurans	0.95s	Us	0.95s	0.095s	ug/L s		08/05/11 09:02s	08/18/11 15:50s	1s
Diethyl phthalates	0.95s	Us	0.95s	0.57 s	ug/L s		08/05/11 09:02s	08/18/11 15:50s	1s
Dimethyl phthalates	0.95s	Us	0.95s	0.28 s	ug/L s		08/05/11 09:02s	08/18/11 15:50s	1s
Di-n-butyl phthalates	0.95s	Us	0.95s	0.64s	ug/L s		08/05/11 09:02s	08/18/11 15:50s	1s
Di-n-octyl phthalates	0.95s	Us	0.95s	0.76 s	ug/L s		08/05/11 09:02s	08/18/11 15:50s	1s
Fluoranthenes	0.19s	Us	0.19s	0.095s	ug/L s		08/05/11 09:02s	08/18/11 15:50s	1s
Fluorenes	0.19s	Us	0.19s	0.095s	ug/L s		08/05/11 09:02s	08/18/11 15:50s	1s
Hexachlorobenzenes	0.19s	Us	0.19s	0.095s	ug/L s		08/05/11 09:02s	08/18/11 15:50s	1s
Hexachlorobutadienes	0.95s	Us	0.95s	0.26 s	ug/L s		08/05/11 09:02s	08/18/11 15:50s	1s
Hexachlorocyclopentadienes	9.5s	Us	9.5s	0.76 s	ug/L s		08/05/11 09:02s	08/18/11 15:50s	1s
Hexachloroethanes	0.95s	Us	0.95s	0.76 s	ug/L s		08/05/11 09:02s	08/18/11 15:50s	1s
Indeno[1,2,3-cd]pyrenes	0.19s	Us	0.19s	0.095s	ug/L s		08/05/11 09:02s	08/18/11 15:50s	1s
Isophorones	0.95s	Us	0.95s	0.26 s	ug/L s		08/05/11 09:02s	08/18/11 15:50s	1s
Naphthalenes	0.19s	Us	0.19s	0.095s	ug/L s		08/05/11 09:02s	08/18/11 15:50s	1s
Nitrobenzenes	0.95s	Us	0.95s	0.038 s	ug/L s		08/05/11 09:02s	08/18/11 15:50s	1s
N-Nitrosodi-n-propylamines	0.95s	Us	0.95s	0.76 s	ug/L s		08/05/11 09:02s	08/18/11 15:50s	1s
N-Nitrosodiphenylamines	0.95s	Us	0.95s	0.30s	ug/L s		08/05/11 09:02s	08/18/11 15:50s	1s
Pentachlorophenols	4.8 s	Us	4.8 s	2.3 s	ug/L s		08/05/11 09:02s	08/18/11 15:50s	1s
Phenols	0.95s	Us	0.95s	0.57 s	ug/L s		08/05/11 09:02s	08/18/11 15:50s	1s
Phenanthrenes	0.19s	Us	0.19s	0.095s	ug/L s		08/05/11 09:02s	08/18/11 15:50s	1s

Client Sample ID: FWGLL12mw-153C-1782-GWi
Date Collected: 08/03/11 15:40 i
Date Received: 08/04/11 07:00 i

Lab Sample ID: 240-2499-10 i
Matrix: Water i

Method: 8270C - Semivolatile Organic Compounds (GC/MS) (Continued) i

Analytei	Resulti	Qualifier i	RLi	MDLi	Uniti	Di	Preparedi	Analyzedi	Dil Faci
Pyrenes	0.19s	Us	0.19s	0.095s	ug/L s		08/05/11 09:02s	08/18/11 15:50s	1s
3 & 4 Methylphenols	0.95s	Us	0.95s	0.71s	ug/L s		08/05/11 09:02s	08/18/11 15:50s	1s
1,2,4-Trichlorobenzenes	0.95s	Us	0.95s	0.27 s	ug/L s		08/05/11 09:02s	08/18/11 15:50s	1s

Surrogatea	*% Recoverya*	*Qualifiera*	*Limitsa*	*Prepareda*	*Analyzeda*	*Dil Faca*
-Fluorobiphenyl (Surr)2	*482*	*X2*	*50 - 1502*	*08/05/11 09:02*	*08/18/11 15:502*	*12*
-Fluorophenol (Surr)2	*742*		*50 - 1502*	*08/05/11 09:02*	*08/18/11 15:502*	*12*
,4,6-Tribromophenol (Surr)2	*772*		*50 - 1502*	*08/05/11 09:02*	*08/18/11 15:502*	*12*
Nitrobenzene-d5 (Surr)2	*502*		*50 - 1502*	*08/05/11 09:02*	*08/18/11 15:502*	*12*
Phenol-d5 (Surr)2	*802*		*50 - 1502*	*08/05/11 09:02*	*08/18/11 15:502*	*12*
Terphenyl-d14 (Surr)2	*482*	*X2*	*50 - 1502*	*08/05/11 09:02*	*08/18/11 15:502*	*12*

Method: 8081A - Organochlorine Pesticides (GC) i

Analytei	Resulti	Qualifier i	RLi	MDLi	Uniti	Di	Preparedi	Analyzedi	Dil Faci
Aldrins	0.030s	Us	0.030s	0.0083 s	ug/L s		08/06/11 08:35s	08/25/11 21:06 s	1s
alpha-BHCs	0.030s	Us	0.030s	0.0071s	ug/L s		08/06/11 08:35s	08/25/11 21:06 s	1s
alpha-Chlordanes	0.030s	Us	0.030s	0.014s	ug/L s		08/06/11 08:35s	08/25/11 21:06 s	1s
beta-BHCs	0.030s	Us	0.030s	0.0085s	ug/L s		08/06/11 08:35s	08/25/11 21:06 s	1s
4,4'-DDD	0.030s	Us	0.030s	0.0097 s	ug/L s		08/06/11 08:35s	08/25/11 21:06 s	1s
4,4'-DDEs	0.030s	Us	0.030s	0.0098 s	ug/L s		08/06/11 08:35s	08/25/11 21:06 s	1s
4,4'-DDTs	0.030s	Us	0.030s	0.016 s	ug/L s		08/06/11 08:35s	08/25/11 21:06 s	1s
delta-BHCs	0.030s	Us	0.030s	0.0088 s	ug/L s		08/06/11 08:35s	08/25/11 21:06 s	1s
Dieldrins	0.030s	Us	0.030s	0.0076 s	ug/L s		08/06/11 08:35s	08/25/11 21:06 s	1s
Endosulfan Is	0.025s	Us	0.025s	0.013 s	ug/L s		08/06/11 08:35s	08/25/11 21:06 s	1s
Endosulfan IIs	0.025s	Us	0.025s	0.012s	ug/L s		08/06/11 08:35s	08/25/11 21:06 s	1s
Endosulfan sulfates	0.030s	Us	0.030s	0.011s	ug/L s		08/06/11 08:35s	08/25/11 21:06 s	1s
Endrins	0.030s	Us	0.030s	0.011s	ug/L s		08/06/11 08:35s	08/25/11 21:06 s	1s
Endrin aldehydes	0.030s	Us	0.030s	0.011s	ug/L s		08/06/11 08:35s	08/25/11 21:06 s	1s
Endrin ketones	0.030s	Us	0.030s	0.0079s	ug/L s		08/06/11 08:35s	08/25/11 21:06 s	1s
gamma-BHC (Lindane)s	0.030s	Us	0.030s	0.0065s	ug/L s		08/06/11 08:35s	08/25/11 21:06 s	1s
gamma-Chlordanes	0.030s	Us	0.030s	0.012s	ug/L s		08/06/11 08:35s	08/25/11 21:06 s	1s
Heptachlors	0.030s	Us	0.030s	0.0081s	ug/L s		08/06/11 08:35s	08/25/11 21:06 s	1s
Heptachlor epoxides	0.030s	Us	0.030s	0.0072s	ug/L s		08/06/11 08:35s	08/25/11 21:06 s	1s
Methoxychlors	0.10s	Us	0.10s	0.032s	ug/L s		08/06/11 08:35s	08/25/11 21:06 s	1s
Toxaphenes	2.0s	Us	2.0s	0.32s	ug/L s		08/06/11 08:35s	08/25/11 21:06 s	1s

Surrogatea	*% Recoverya*	*Qualifiera*	*Limitsa*	*Prepareda*	*Analyzeda*	*Dil Faca*
DCB Decachlorobiphenyl2	*372*	*X2*	*50 - 1502*	*08/06/11 08:352*	*08/25/11 21:062*	*12*
DCB Decachlorobiphenyl2	*372*	*X2*	*50 - 1502*	*08/06/11 08:352*	*08/25/11 21:062*	*12*
Tetrachloro-m-xylene2	*73*	*2*	*50 - 1502*	*08/06/11 08:352*	*08/25/11 21:062*	*12*
Tetrachloro-m-xylene2	*73*	*2*	*50 - 1502*	*08/06/11 08:352*	*08/25/11 21:062*	*12*

Method: 8082 - Polychlorinated Biphenyls (PCBs) by Gas Chromatography i

Analytei	Resulti	Qualifier i	RLi	MDLi	Uniti	Di	Preparedi	Analyzedi	Dil Faci
Aroclor-1016 s	0.51s	Us	0.51s	0.17 s	ug/L s		08/06/11 08:41s	08/17/11 23:59s	1s
Aroclor-1221s	0.51s	Us	0.51s	0.13 s	ug/L s		08/06/11 08:41s	08/17/11 23:59s	1s
Aroclor-1232s	0.51s	Us	0.51s	0.16 s	ug/L s		08/06/11 08:41s	08/17/11 23:59s	1s
Aroclor-1242s	0.51s	Us	0.51s	0.22s	ug/L s		08/06/11 08:41s	08/17/11 23:59s	1s
Aroclor-1248 s	0.51s	Us	0.51s	0.10s	ug/L s		08/06/11 08:41s	08/17/11 23:59s	1s
Aroclor-1254s	0.51s	Us	0.51s	0.16 s	ug/L s		08/06/11 08:41s	08/17/11 23:59s	1s
Aroclor-1260s	0.51s	Us	0.51s	0.17 s	ug/L s		08/06/11 08:41s	08/17/11 23:59s	1s

Client Sample ID: FWGLL12mw-153C-1782-GW

Date Collected: 08/03/11 15:40
Date Received: 08/04/11 07:00

Lab Sample ID: 240-2499-10
Matrix: Water

Surrogate	% Recovery	Qualifier	Limits	Prepared	Analyzed	Dil Fac
Tetrachloro-m-xylene	91		50 - 150	08/06/11 08:41	08/17/11 23:59	1
Tetrachloro-m-xylene	86		50 - 150	08/06/11 08:41	08/17/11 23:59	1
DCB Decachlorobiphenyl	372	X	50 - 150	08/06/11 08:41	08/17/11 23:59	1
DCB Decachlorobiphenyl	32	X	50 - 150	08/06/11 08:41	08/17/11 23:59	1

Method: 8330 (Modified) - Organic Compounds by UV/HPLC - Dissolved

Analyte	Result	Qualifier	RL	MDL	Unit	D	Prepared	Analyzed	Dil Fac
Nitroguanidines	20	U	20	2.4	ug/L		08/15/11 13:20	08/16/11 17:10	1

Method: 8330/8330A - Nitroaromatics & Nitramines: Explosives (8330/A)

Analyte	Result	Qualifier	RL	MDL	Unit	D	Prepared	Analyzed	Dil Fac
1,3,5-Trinitrobenzenes	0.10	U	0.10	0.031	ug/L		08/10/11 08:30	08/17/11 00:54	1.02
1,3-Dinitrobenzenes	0.10	U	0.10	0.051	ug/L		08/10/11 08:30	08/17/11 00:54	1.02
2-Amino-4,6-dinitrotoluenes	0.10	U	0.10	0.10	ug/L		08/10/11 08:30	08/17/11 00:54	1.02
2,4,6-Trinitrotoluenes	0.10	U	0.10	0.051	ug/L		08/10/11 08:30	08/17/11 00:54	1.02
2,4-Dinitrotoluenes	0.10	U	0.10	0.051	ug/L		08/10/11 08:30	08/17/11 00:54	1.02
2,6-Dinitrotoluenes	0.10	U	0.10	0.051	ug/L		08/10/11 08:30	08/17/11 00:54	1.02
2-Nitrotoluenes	0.51	U	0.51	0.090	ug/L		08/10/11 08:30	08/17/11 00:54	1.02
3-Nitrotoluenes	0.51	U	0.51	0.058	ug/L		08/10/11 08:30	08/17/11 00:54	1.02
4-Amino-2,6-dinitrotoluenes	0.10	U	0.10	0.051	ug/L		08/10/11 08:30	08/17/11 00:54	1.02
4-Nitrotoluenes	0.51	U	0.51	0.090	ug/L		08/10/11 08:30	08/17/11 00:54	1.02
HMXs	0.10	U	0.10	0.037	ug/L		08/10/11 08:30	08/17/11 00:54	1.02
Nitrobenzenes	0.10	U	0.10	0.051	ug/L		08/10/11 08:30	08/17/11 00:54	1.02
Nitroglycerins	0.66	U	0.66	0.34	ug/L		08/10/11 08:30	08/17/11 00:54	1.02
RDXs	0.10	U	0.10	0.037	ug/L		08/10/11 08:30	08/17/11 00:54	1.02
PETNs	0.66	U	0.66	0.31	ug/L		08/10/11 08:30	08/17/11 00:54	1.02
Tetryls	0.10	U	0.10	0.051	ug/L		08/10/11 08:30	08/17/11 00:54	1.02

Surrogate	% Recovery	Qualifier	Limits	Prepared	Analyzed	Dil Fac
3,4-Dinitrotoluene	90		50 - 150	08/10/11 08:30	08/17/11 00:54	1.02

General Chemistry

Analyte	Result	Qualifier	RL	MDL	Unit	D	Prepared	Analyzed	Dil Fac
Nitrate-Nitrite	0.039	B	0.10	0.0053	mg/L		08/18/11 00:00	08/18/11 10:58	1
Nitrocelluloses	2.0	U	2.0	0.48	mg/L		08/17/11 09:00	08/18/11 12:31	1

Client Sample ID: FWGLL12mw-153C-1782-GF

Date Collected: 08/03/11 15:40
Date Received: 08/04/11 07:00

Lab Sample ID: 240-2499-11
Matrix: Water

Method: 6010B - Metals (ICP) - Total Recoverable

Analyte	Result	Qualifier	RL	MDL	Unit	D	Prepared	Analyzed	Dil Fac
Silvers	5.0	U	5.0	2.2	ug/L		08/05/11 08:05	08/16/11 15:12	1
Arsenic	18		5.0	3.2	ug/L		08/05/11 08:05	08/16/11 15:12	1
Barium	61		10	0.67	ug/L		08/05/11 08:05	08/16/11 15:12	1
Calcium	140000		1000	130	ug/L		08/05/11 08:05	08/16/11 15:12	1
Cobalts	5.0	U	5.0	1.7	ug/L		08/05/11 08:05	08/16/11 15:12	1
Chromiums	5.0	U	5.0	2.2	ug/L		08/05/11 08:05	08/16/11 15:12	1
Coppers	5.0	U	5.0	4.5	ug/L		08/05/11 08:05	08/16/11 15:12	1
Potassium	1800	B	1000	72	ug/L		08/05/11 08:05	08/16/11 15:12	1
Magnesium	79000		1000	34	ug/L		08/05/11 08:05	08/16/11 15:12	1

Client Sample ID: FWGLL12mw-153C-1782-GF

Date Collected: 08/03/11 15:40
Date Received: 08/04/11 07:00

Lab Sample ID: 240-2499-11
Matrix: Water

Method: 6010B - Metals (ICP) - Total Recoverable (Continued)

Analyte	Result	Qualifier	RL	MDL	Unit	D	Prepared	Analyzed	Dil Fac
Manganese	**190**		10	0.41	ug/L		08/05/11 08:05	08/16/11 15:12	1
Nickel	10	U	10	3.2	ug/L		08/05/11 08:05	08/16/11 15:12	1
Lead	3.0	U	3.0	1.9	ug/L		08/05/11 08:05	08/16/11 15:12	1
Selenium	5.0	U	5.0	4.1	ug/L		08/05/11 08:05	08/16/11 15:12	1
Vanadium	10	U	10	0.64	ug/L		08/05/11 08:05	08/16/11 15:12	1

Method: 6020 - Metals (ICP/MS) - Total Recoverable

Analyte	Result	Qualifier	RL	MDL	Unit	D	Prepared	Analyzed	Dil Fac
Aluminum	50	U	50	19	ug/L		08/05/11 08:05	08/23/11 22:08	1
Beryllium	1.0	U	1.0	0.20	ug/L		08/05/11 08:05	08/23/11 22:08	1
Cadmium	0.50	U	0.50	0.13	ug/L		08/05/11 08:05	08/23/11 22:08	1
Iron	**3400**		50	26	ug/L		08/05/11 08:05	08/23/11 22:08	1
Antimony	2.0	U	2.0	0.13	ug/L		08/05/11 08:05	08/23/11 22:08	1
Thallium	**0.34**	**J B**	1.0	0.14	ug/L		08/05/11 08:05	08/23/11 22:08	1
Zinc	10	U	10	2.3	ug/L		08/05/11 08:05	08/23/11 22:08	1
Sodium	**23000**	**B**	1000	6.9	ug/L		08/05/11 08:05	08/23/11 22:08	1

Method: 7470A - Mercury (CVAA)

Analyte	Result	Qualifier	RL	MDL	Unit	D	Prepared	Analyzed	Dil Fac
Mercury	0.20	U	0.20	0.12	ug/L		08/05/11 12:40	08/10/11 16:09	1

General Chemistry - Dissolved

Analyte	Result	Qualifier	RL	MDL	Unit	D	Prepared	Analyzed	Dil Fac
Hexavalent chromium	0.020	U	0.020	0.0020	mg/L			08/04/11 10:09	1

Client Sample ID: FWGEQUIPRINSE3-1807-GW

Date Collected: 08/03/11 17:00
Date Received: 08/04/11 07:00

Lab Sample ID: 240-2499-12
Matrix: Water

Method: 8260B - Volatile Organic Compounds (GC/MS)

Analyte	Result	Qualifier	RL	MDL	Unit	D	Prepared	Analyzed	Dil Fac
1,1,1-Trichloroethane	1.0	U	1.0	0.22	ug/L			08/15/11 19:37	1
1,1,2,2-Tetrachloroethane	1.0	U	1.0	0.18	ug/L			08/15/11 19:37	1
1,1,2-Trichloroethane	1.0	U	1.0	0.27	ug/L			08/15/11 19:37	1
1,1-Dichloroethane	1.0	U	1.0	0.15	ug/L			08/15/11 19:37	1
1,1-Dichloroethene	1.0	U	1.0	0.19	ug/L			08/15/11 19:37	1
1,2-Dichloroethane	1.0	U	1.0	0.22	ug/L			08/15/11 19:37	1
1,2-Dichloroethene, Total	1.0	U	1.0	0.34	ug/L			08/15/11 19:37	1
1,2-Dichloropropane	1.0	U	1.0	0.18	ug/L			08/15/11 19:37	1
2-Hexanone	10	U	10	0.41	ug/L			08/15/11 19:37	1
Bromochloromethane	1.0	U	1.0	0.29	ug/L			08/15/11 19:37	1
Acetone	**14**		10	1.1	ug/L			08/15/11 19:37	1
Benzene	1.0	U	1.0	0.13	ug/L			08/15/11 19:37	1
Bromoform	1.0	U	1.0	0.64	ug/L			08/15/11 19:37	1
Bromomethane	1.0	U	1.0	0.41	ug/L			08/15/11 19:37	1
Carbon disulfide	1.0	U	1.0	0.13	ug/L			08/15/11 19:37	1
Carbon tetrachloride	1.0	U	1.0	0.13	ug/L			08/15/11 19:37	1
Chlorobenzene	1.0	U	1.0	0.15	ug/L			08/15/11 19:37	1
Chloroethane	1.0	U	1.0	0.29	ug/L			08/15/11 19:37	1
Chloroform	1.0	U	1.0	0.16	ug/L			08/15/11 19:37	1

Client Sample ID: FWGEQUIPRINSE3-1807-GWi
Date Collected: 08/03/11 17:00 i
Date Received: 08/04/11 07:00 i

Lab Sample ID: 240-2499-12 i
Matr x: Water i

Method: 8260B - Volatile Organic Compounds (GC/MS) (Continued) i

Analytei	Resulti	Qualif er i	RLi	MDLi	Uniti	Di	Preparedi	Analyzedi	Dil Faci
Chloromethanes	1.0s	Us	1.0s	0.30s	ug/L s			08/15/11 19:37 s	1s
cis-1,2-Dichloroethenes	1.0s	Us	1.0s	0.17 s	ug/L s			08/15/11 19:37 s	1s
cis-1,3-Dichloropropenes	1.0s	Us	1.0s	0.14s	ug/L s			08/15/11 19:37 s	1s
Bromodichloromethanes	1.0s	Us	1.0s	0.15s	ug/L s			08/15/11 19:37 s	1s
Ethylbenzenes	1.0s	Us	1.0s	0.17 s	ug/L s			08/15/11 19:37 s	1s
1,2-Dibromoethanes	1.0s	Us	1.0s	0.24s	ug/L s			08/15/11 19:37 s	1s
m-Xylene & p-Xylenes	2.0s	Us	2.0s	0.24s	ug/L s			08/15/11 19:37 s	1s
2-Butanone (MEK) i	**1.5 i**	**Ji**	10s	0.57 s	ug/L s			08/15/11 19:37 s	1s
4-Methyl-2-pentanone (MIBK)s	10s	Us	10s	0.32s	ug/L s			08/15/11 19:37 s	1s
Methylene Chlorides	2.0s	Us	2.0s	0.33 s	ug/L s			08/15/11 19:37 s	1s
o-Xylenes	1.0s	Us	1.0s	0.14s	ug/L s			08/15/11 19:37 s	1s
Styrenes	1.0s	Us	1.0s	0.11s	ug/L s			08/15/11 19:37 s	1s
Tetrachloroethenes	1.0s	Us	1.0s	0.29s	ug/L s			08/15/11 19:37 s	1s
Toluenes	1.0s	Us	1.0s	0.13 s	ug/L s			08/15/11 19:37 s	1s
trans-1,2-Dichloroethenes	1.0s	Us	1.0s	0.19s	ug/L s			08/15/11 19:37 s	1s
trans-1,3-Dichloropropenes	1.0s	Us	1.0s	0.19s	ug/L s			08/15/11 19:37 s	1s
Trichloroethenes	1.0s	Us	1.0s	0.17 s	ug/L s			08/15/11 19:37 s	1s
Vinyl chlorides	1.0s	Us	1.0s	0.22s	ug/L s			08/15/11 19:37 s	1s
Xylenes, Totals	2.0s	Us	2.0s	0.28 s	ug/L s			08/15/11 19:37 s	1s
Dibromochloromethanes	1.0s	Us	1.0s	0.18 s	ug/L s			08/15/11 19:37 s	1s

Surrogatea	*% Recoverya*	*Qualifiera*	*Limitsa*	*Prepareda*	*Analyzeda*	*Dil Faca*
1,2-Dichloroethane-d4 (Surr)2	*982*		*50 - 1502*		*08/15/11 19:372*	*12*
4-Bromofluorobenzene (Surr)2	*992*		*50 - 1502*		*08/15/11 19:372*	*12*
Toluene-d8 (Surr)2	*103 2*		*50 - 1502*		*08/15/11 19:372*	*12*
Dibromofluoromethane (Surr)2	*982*		*50 - 1502*		*08/15/11 19:372*	*12*

Method: 8270C - Semivolatile Organic Compounds (GC/MS) i

Analytei	Resulti	Qualif er i	RLi	MDLi	Uniti	Di	Preparedi	Analyzedi	Dil Faci
2,2'-oxybis[1-chloropropane] s	0.97 s	Us	0.97 s	0.39s	ug/L s		08/05/11 09:02s	08/18/11 16:08 s	1s
2,4,5-Trichlorophenols	4.9s	Us	4.9s	0.29s	ug/L s		08/05/11 09:02s	08/18/11 16:08 s	1s
2,4,6-Trichlorophenols	4.9s	Us	4.9s	0.78 s	ug/L s		08/05/11 09:02s	08/18/11 16:08 s	1s
2,4-Dichlorophenols	1.9s	Us	1.9s	0.78 s	ug/L s		08/05/11 09:02s	08/18/11 16:08 s	1s
2,4-Dimethylphenols	1.9s	Us	1.9s	0.78 s	ug/L s		08/05/11 09:02s	08/18/11 16:08 s	1s
2,4-Dinitrophenols	4.9s	Us	4.9s	2.3 s	ug/L s		08/05/11 09:02s	08/18/11 16:08 s	1s
2,4-Dinitrotoluenes	4.9s	Us	4.9s	0.26 s	ug/L s		08/05/11 09:02s	08/18/11 16:08 s	1s
2,6-Dinitrotoluenes	4.9s	Us	4.9s	0.78 s	ug/L s		08/05/11 09:02s	08/18/11 16:08 s	1s
2-Chloronaphthalenes	0.97 s	Us	0.97 s	0.097 s	ug/L s		08/05/11 09:02s	08/18/11 16:08 s	1s
2-Chlorophenols	0.97 s	Us	0.97 s	0.28 s	ug/L s		08/05/11 09:02s	08/18/11 16:08 s	1s
Benzoic acid s	9.7 s	Us	9.7 s	9.7 s	ug/L s		08/05/11 09:02s	08/18/11 16:08 s	1s
2-Methylnaphthalenes	0.19s	Us	0.19s	0.097 s	ug/L s		08/05/11 09:02s	08/18/11 16:08 s	1s
2-Methylphenols	0.97 s	Us	0.97 s	0.78 s	ug/L s		08/05/11 09:02s	08/18/11 16:08 s	1s
2-Nitroanilines	1.9s	Us	1.9s	0.78 s	ug/L s		08/05/11 09:02s	08/18/11 16:08 s	1s
Benzyl alcoholi	**0.87 i**	**Ji**	4.9s	0.37 s	ug/L s		08/05/11 09:02s	08/18/11 16:08 s	1s
2-Nitrophenols	1.9s	Us	1.9s	0.27 s	ug/L s		08/05/11 09:02s	08/18/11 16:08 s	1s
3,3'-Dichlorobenzidines	4.9s	Us	4.9s	0.36 s	ug/L s		08/05/11 09:02s	08/18/11 16:08 s	1s
3-Nitroanilines	1.9s	Us	1.9s	0.27 s	ug/L s		08/05/11 09:02s	08/18/11 16:08 s	1s
4,6-Dinitro-2-methylphenols	4.9s	Us	4.9s	2.3 s	ug/L s		08/05/11 09:02s	08/18/11 16:08 s	1s
4-Bromophenyl phenyl ethers	1.9s	Us	1.9s	0.78 s	ug/L s		08/05/11 09:02s	08/18/11 16:08 s	1s
4-Chloro-3-methylphenols	1.9s	Us	1.9s	0.78 s	ug/L s		08/05/11 09:02s	08/18/11 16:08 s	1s
4-Chloroanilines	1.9s	Us	1.9s	0.78 s	ug/L s		08/05/11 09:02s	08/18/11 16:08 s	1s

Client Sample ID: FWGEQUIPRINSE3-1807-GWi
Date Collected: 08/03/11 17:00 i
Date Received: 08/04/11 07:00 i

Lab Sample ID: 240-2499-12 i
Matr x: Water i

Method: 8270C - Semivolatile Organic Compounds (GC/MS) (Continued) i

Analytei	Resulti	Qualif er i	RL i	MDL i	Uniti	Di	Prepared i	Analyzed i	Dil Fac i
4-Chlorophenyl phenyl ethers	1.9s	Us	1.9s	0.29s	ug/L s		08/05/11 09:02s	08/18/11 16:08 s	1s
4-Nitroanilines	1.9s	Us	1.9s	0.78 s	ug/L s		08/05/11 09:02s	08/18/11 16:08 s	1s
4-Nitrophenols	4.9s	Us	4.9s	2.3 s	ug/L s		08/05/11 09:02s	08/18/11 16:08 s	1s
Acenaphthenes	0.19s	Us	0.19s	0.097 s	ug/L s		08/05/11 09:02s	08/18/11 16:08 s	1s
Acenaphthylenes	0.19s	Us	0.19s	0.097 s	ug/L s		08/05/11 09:02s	08/18/11 16:08 s	1s
Anthracenes	0.19s	Us	0.19s	0.097 s	ug/L s		08/05/11 09:02s	08/18/11 16:08 s	1s
Benzo[a]anthracenes	0.19s	Us	0.19s	0.097 s	ug/L s		08/05/11 09:02s	08/18/11 16:08 s	1s
Benzo[a]pyrenes	0.19s	Us	0.19s	0.097 s	ug/L s		08/05/11 09:02s	08/18/11 16:08 s	1s
Benzo[b]fluoranthenes	0.19s	Us	0.19s	0.097 s	ug/L s		08/05/11 09:02s	08/18/11 16:08 s	1s
Benzo[g,h,i]perylenes	0.19s	Us	0.19s	0.097 s	ug/L s		08/05/11 09:02s	08/18/11 16:08 s	1s
Benzo[k]fluoranthenes	0.19s	Us	0.19s	0.097 s	ug/L s		08/05/11 09:02s	08/18/11 16:08 s	1s
Bis(2-chloroethoxy)methanes	0.97 s	Us	0.97 s	0.31s	ug/L s		08/05/11 09:02s	08/18/11 16:08 s	1s
Bis(2-chloroethyl)ethers	0.97 s	Us	0.97 s	0.097 s	ug/L s		08/05/11 09:02s	08/18/11 16:08 s	1s
Bis(2-ethylhexyl) phthalatei	**0.78 i**	**Ji**	9.7 s	0.78 s	ug/L s		08/05/11 09:02s	08/18/11 16:08 s	1s
Butyl benzyl phthalates	0.97 s	Us	0.97 s	0.78 s	ug/L s		08/05/11 09:02s	08/18/11 16:08 s	1s
Carbazoles	0.97 s	Us	0.97 s	0.27 s	ug/L s		08/05/11 09:02s	08/18/11 16:08 s	1s
1,2-Dichlorobenzenes	0.97 s	Us	0.97 s	0.28 s	ug/L s		08/05/11 09:02s	08/18/11 16:08 s	1s
Chrysenes	0.19s	Us	0.19s	0.097 s	ug/L s		08/05/11 09:02s	08/18/11 16:08 s	1s
1,3-Dichlorobenzenes	0.97 s	Us	0.97 s	0.78 s	ug/L s		08/05/11 09:02s	08/18/11 16:08 s	1s
Dibenz(a,h)anthracenes	0.19s	Us	0.19s	0.097 s	ug/L s		08/05/11 09:02s	08/18/11 16:08 s	1s
1,4-Dichlorobenzenes	0.97 s	Us	0.97 s	0.33 s	ug/L s		08/05/11 09:02s	08/18/11 16:08 s	1s
Dibenzofurans	0.97 s	Us	0.97 s	0.097 s	ug/L s		08/05/11 09:02s	08/18/11 16:08 s	1s
Diethyl phthalates	0.97 s	Us	0.97 s	0.58 s	ug/L s		08/05/11 09:02s	08/18/11 16:08 s	1s
Dimethyl phthalates	0.97 s	Us	0.97 s	0.28 s	ug/L s		08/05/11 09:02s	08/18/11 16:08 s	1s
Di-n-butyl phthalates	0.97 s	Us	0.97 s	0.65s	ug/L s		08/05/11 09:02s	08/18/11 16:08 s	1s
Di-n-octyl phthalates	0.97 s	Us	0.97 s	0.78 s	ug/L s		08/05/11 09:02s	08/18/11 16:08 s	1s
Fluoranthenes	0.19s	Us	0.19s	0.097 s	ug/L s		08/05/11 09:02s	08/18/11 16:08 s	1s
Fluorenes	0.19s	Us	0.19s	0.097 s	ug/L s		08/05/11 09:02s	08/18/11 16:08 s	1s
Hexachlorobenzenes	0.19s	Us	0.19s	0.097 s	ug/L s		08/05/11 09:02s	08/18/11 16:08 s	1s
Hexachlorobutadienes	0.97 s	Us	0.97 s	0.26 s	ug/L s		08/05/11 09:02s	08/18/11 16:08 s	1s
Hexachlorocyclopentadienes	9.7 s	Us	9.7 s	0.78 s	ug/L s		08/05/11 09:02s	08/18/11 16:08 s	1s
Hexachloroethanes	0.97 s	Us	0.97 s	0.78 s	ug/L s		08/05/11 09:02s	08/18/11 16:08 s	1s
Indeno[1,2,3-cd]pyrenes	0.19s	Us	0.19s	0.097 s	ug/L s		08/05/11 09:02s	08/18/11 16:08 s	1s
Isophorones	0.97 s	Us	0.97 s	0.26 s	ug/L s		08/05/11 09:02s	08/18/11 16:08 s	1s
Naphthalenes	0.19s	Us	0.19s	0.097 s	ug/L s		08/05/11 09:02s	08/18/11 16:08 s	1s
Nitrobenzenes	0.97 s	Us	0.97 s	0.039s	ug/L s		08/05/11 09:02s	08/18/11 16:08 s	1s
N-Nitrosodi-n-propylamines	0.97 s	Us	0.97 s	0.78 s	ug/L s		08/05/11 09:02s	08/18/11 16:08 s	1s
N-Nitrosodiphenylamines	0.97 s	Us	0.97 s	0.30s	ug/L s		08/05/11 09:02s	08/18/11 16:08 s	1s
Pentachlorophenols	4.9s	Us	4.9s	2.3 s	ug/L s		08/05/11 09:02s	08/18/11 16:08 s	1s
Phenols	0.97 s	Us	0.97 s	0.58 s	ug/L s		08/05/11 09:02s	08/18/11 16:08 s	1s
Phenanthrenes	0.19s	Us	0.19s	0.097 s	ug/L s		08/05/11 09:02s	08/18/11 16:08 s	1s
Pyrenes	0.19s	Us	0.19s	0.097 s	ug/L s		08/05/11 09:02s	08/18/11 16:08 s	1s
3 & 4 Methylphenols	0.97 s	Us	0.97 s	0.73 s	ug/L s		08/05/11 09:02s	08/18/11 16:08 s	1s
1,2,4-Trichlorobenzenes	0.97 s	Us	0.97 s	0.27 s	ug/L s		08/05/11 09:02s	08/18/11 16:08 s	1s

Surrogatea	*% Recoverya*	*Qualifiera*	*Limitsa*	*Prepareda*	*Analyzeda*	*Dil Faca*
-Fluorobiphenyl (Surr)2	*462*	*X2*	*50 - 1502*	*08/05/11 09:02*	*08/18/11 16:082*	*12*
-Fluorophenol (Surr)2	*662*		*50 - 1502*	*08/05/11 09:02*	*08/18/11 16:082*	*12*
,4,6-Tribromophenol (Surr)2	*692*		*50 - 1502*	*08/05/11 09:02*	*08/18/11 16:082*	*12*
Nitrobenzene-d5 (Surr)2	*502*		*50 - 1502*	*08/05/11 09:02*	*08/18/11 16:082*	*12*

Client Sample ID: FWGEQUIPRINSE3-1807-GWi
Date Collected: 08/03/11 17:00 i
Date Received: 08/04/11 07:00 i

Lab Sample ID: 240-2499-12 i
Matr x: Water i

Method: 8270C - Semivolatile Organic Compounds (GC/MS) (Continued) i

Surrogatea	% Recoverya	Qualifiera	Limitsa	Prepareda	Analyzeda	Dil Faca
Phenol-d5 (Surr)2	712		50 - 1502	08/05/11 09:02	08/18/11 16:082	12
Terphenyl-d14 (Surr)2	592		50 - 1502	08/05/11 09:02	08/18/11 16:082	12

Method: 8081A - Organochlor ne Pestic des (GC) i

Analytei	Resulti	Qualif er i	RL i	MDL i	Uniti	Di	Prepared i	Analyzed i	Dil Fac i
Aldrins	0.029s	Us	0.029s	0.0080s	ug/L s		08/06/11 08:35s	08/25/11 21:31s	1s
alpha-BHCi	0.016 i	Ji	0.029s	0.0068 s	ug/L s		08/06/11 08:35s	08/25/11 21:31s	1s
alpha-Chlordanes	0.029s	Us	0.029s	0.014s	ug/L s		08/06/11 08:35s	08/25/11 21:31s	1s
beta-BHCs	0.029s	Us	0.029s	0.0082s	ug/L s		08/06/11 08:35s	08/25/11 21:31s	1s
4,4'-DDD	0.029s	Us	0.029s	0.0093 s	ug/L s		08/06/11 08:35s	08/25/11 21:31s	1s
4,4'-DDEs	0.029s	Us	0.029s	0.0094s	ug/L s		08/06/11 08:35s	08/25/11 21:31s	1s
4,4'-DDTs	0.029s	Us	0.029s	0.016 s	ug/L s		08/06/11 08:35s	08/25/11 21:31s	1s
delta-BHCs	0.029s	Us	0.029s	0.0084s	ug/L s		08/06/11 08:35s	08/25/11 21:31s	1s
Dieldrins	0.029s	Us	0.029s	0.0073 s	ug/L s		08/06/11 08:35s	08/25/11 21:31s	1s
Endosulfan Is	0.024s	Us	0.024s	0.013 s	ug/L s		08/06/11 08:35s	08/25/11 21:31s	1s
Endosulfan IIs	0.024s	Us	0.024s	0.012s	ug/L s		08/06/11 08:35s	08/25/11 21:31s	1s
Endosulfan sulfates	0.029s	Us	0.029s	0.011s	ug/L s		08/06/11 08:35s	08/25/11 21:31s	1s
Endrins	0.029s	Us	0.029s	0.011s	ug/L s		08/06/11 08:35s	08/25/11 21:31s	1s
Endrin aldehydes	0.029s	Us	0.029s	0.011s	ug/L s		08/06/11 08:35s	08/25/11 21:31s	1s
Endrin ketones	0.029s	Us	0.029s	0.0076 s	ug/L s		08/06/11 08:35s	08/25/11 21:31s	1s
gamma-BHC (Lindane)s	0.029s	Us	0.029s	0.0062s	ug/L s		08/06/11 08:35s	08/25/11 21:31s	1s
gamma-Chlordanes	0.029s	Us	0.029s	0.012s	ug/L s		08/06/11 08:35s	08/25/11 21:31s	1s
Heptachlors	0.029s	Us	0.029s	0.0078 s	ug/L s		08/06/11 08:35s	08/25/11 21:31s	1s
Heptachlor epoxides	0.029s	Us	0.029s	0.0069s	ug/L s		08/06/11 08:35s	08/25/11 21:31s	1s
Methoxychlors	0.097 s	Us	0.097 s	0.031s	ug/L s		08/06/11 08:35s	08/25/11 21:31s	1s
Toxaphenes	1.9s	Us	1.9s	0.31s	ug/L s		08/06/11 08:35s	08/25/11 21:31s	1s

Surrogatea	% Recoverya	Qualifiera	Limitsa	Prepareda	Analyzeda	Dil Faca
DCB Decachlorobiphenyl2	1072		50 - 1502	08/06/11 08:352	08/25/11 21:312	12
DCB Decachlorobiphenyl2	102		50 - 1502	08/06/11 08:352	08/25/11 21:312	12
Tetrachloro-m-xylene2	782		50 - 1502	08/06/11 08:352	08/25/11 21:312	12
Tetrachloro-m-xylene2	802		50 - 1502	08/06/11 08:352	08/25/11 21:312	12

Method: 8082 - Polychlor nated Biphenyls (PCBs) by Gas Chromatography i

Analytei	Resulti	Qualif er i	RL i	MDL i	Uniti	Di	Prepared i	Analyzed i	Dil Fac i
Aroclor-1016 s	0.49s	Us	0.49s	0.17 s	ug/L s		08/06/11 08:41s	08/18/11 00:14s	1s
Aroclor-1221s	0.49s	Us	0.49s	0.13 s	ug/L s		08/06/11 08:41s	08/18/11 00:14s	1s
Aroclor-1232s	0.49s	Us	0.49s	0.16 s	ug/L s		08/06/11 08:41s	08/18/11 00:14s	1s
Aroclor-1242s	0.49s	Us	0.49s	0.21s	ug/L s		08/06/11 08:41s	08/18/11 00:14s	1s
Aroclor-1248 s	0.49s	Us	0.49s	0.097 s	ug/L s		08/06/11 08:41s	08/18/11 00:14s	1s
Aroclor-1254s	0.49s	Us	0.49s	0.16 s	ug/L s		08/06/11 08:41s	08/18/11 00:14s	1s
Aroclor-1260s	0.49s	Us	0.49s	0.17 s	ug/L s		08/06/11 08:41s	08/18/11 00:14s	1s

Surrogatea	% Recoverya	Qualifiera	Limitsa	Prepareda	Analyzeda	Dil Faca
Tetrachloro-m-xylene2	1072		50 - 1502	08/06/11 08:412	08/18/11 00:142	12
Tetrachloro-m-xylene2	952		50 - 1502	08/06/11 08:412	08/18/11 00:142	12
DCB Decachlorobiphenyl2	992		50 - 1502	08/06/11 08:412	08/18/11 00:142	12
DCB Decachlorobiphenyl2	1002		50 - 1502	08/06/11 08:412	08/18/11 00:142	12

Client Sample ID: FWGEQUIPRINSE3-1807-GW
Date Collected: 08/03/11 17:00
Date Received: 08/04/11 07:00

Lab Sample ID: 240-2499-12
Matrix: Water

Method: 8330 (Modified) - Organic Compounds by UV/HPLC - Dissolved

Analyte	Result	Qualifier	RL	MDL	Unit	D	Prepared	Analyzed	Dil Fac
Nitroguanidines	20	U	20	2.4	ug/L		08/15/11 13:20	08/16/11 17:25	1

Method: 8330/8330A - Nitroaromatics & Nitramines: Explosives (8330/A)

Analyte	Result	Qualifier	RL	MDL	Unit	D	Prepared	Analyzed	Dil Fac
1,3,5-Trinitrobenzene	0.055	J	0.097	0.029	ug/L		08/10/11 08:30	08/17/11 01:34	0.97
1,3-Dinitrobenzene	0.060	J	0.097	0.048	ug/L		08/10/11 08:30	08/17/11 01:34	0.97
2-Amino-4,6-dinitrotoluene	0.097	U	0.097	0.097	ug/L		08/10/11 08:30	08/17/11 01:34	0.97
2,4,6-Trinitrotoluene	0.097	U	0.097	0.048	ug/L		08/10/11 08:30	08/17/11 01:34	0.97
2,4-Dinitrotoluene	0.097	U	0.097	0.048	ug/L		08/10/11 08:30	08/17/11 01:34	0.97
2,6-Dinitrotoluene	0.097	U	0.097	0.048	ug/L		08/10/11 08:30	08/17/11 01:34	0.97
2-Nitrotoluene	0.48	U	0.48	0.085	ug/L		08/10/11 08:30	08/17/11 01:34	0.97
3-Nitrotoluene	0.48	U	0.48	0.055	ug/L		08/10/11 08:30	08/17/11 01:34	0.97
4-Amino-2,6-dinitrotoluene	0.097	U	0.097	0.048	ug/L		08/10/11 08:30	08/17/11 01:34	0.97
4-Nitrotoluene	0.48	U	0.48	0.085	ug/L		08/10/11 08:30	08/17/11 01:34	0.97
HMX	0.097	U	0.097	0.035	ug/L		08/10/11 08:30	08/17/11 01:34	0.97
Nitrobenzene	0.088	J	0.097	0.048	ug/L		08/10/11 08:30	08/17/11 01:34	0.97
Nitroglycerin	0.63	U	0.63	0.32	ug/L		08/10/11 08:30	08/17/11 01:34	0.97
RDX	0.097	U	0.097	0.035	ug/L		08/10/11 08:30	08/17/11 01:34	0.97
PETN	0.63	U	0.63	0.29	ug/L		08/10/11 08:30	08/17/11 01:34	0.97
Tetryl	0.097	U	0.097	0.048	ug/L		08/10/11 08:30	08/17/11 01:34	0.97

Surrogate	*% Recovery*	*Qualifier*	*Limits*	*Prepared*	*Analyzed*	*Dil Fac*
3,4-Dinitrotoluene2	*89*		*50 - 150*	*08/10/11 08:30*	*08/17/11 01:34*	*0.97*

Method: 6010B - Metals (ICP) - Total Recoverable

Analyte	Result	Qualifier	RL	MDL	Unit	D	Prepared	Analyzed	Dil Fac
Silver	5.0	U	5.0	2.2	ug/L		08/05/11 08:05	08/16/11 15:18	1
Arsenic	3.8	J	5.0	3.2	ug/L		08/05/11 08:05	08/16/11 15:18	1
Barium	10	U	10	0.67	ug/L		08/05/11 08:05	08/16/11 15:18	1
Calcium	1000	U	1000	130	ug/L		08/05/11 08:05	08/16/11 15:18	1
Cobalt	5.0	U	5.0	1.7	ug/L		08/05/11 08:05	08/16/11 15:18	1
Chromium	5.0	U	5.0	2.2	ug/L		08/05/11 08:05	08/16/11 15:18	1
Copper	5.0	U	5.0	4.5	ug/L		08/05/11 08:05	08/16/11 15:18	1
Potassium	160	J Bi	1000	72	ug/L		08/05/11 08:05	08/16/11 15:18	1
Magnesium	1000	U	1000	34	ug/L		08/05/11 08:05	08/16/11 15:18	1
Manganese	10	U	10	0.41	ug/L		08/05/11 08:05	08/16/11 15:18	1
Nickel	10	U	10	3.2	ug/L		08/05/11 08:05	08/16/11 15:18	1
Lead	3.0	U	3.0	1.9	ug/L		08/05/11 08:05	08/16/11 15:18	1
Selenium	5.0	U	5.0	4.1	ug/L		08/05/11 08:05	08/16/11 15:18	1
Vanadium	10	U	10	0.64	ug/L		08/05/11 08:05	08/16/11 15:18	1

Method: 6020 - Metals (ICP/MS) - Total Recoverable

Analyte	Result	Qualifier	RL	MDL	Unit	D	Prepared	Analyzed	Dil Fac
Aluminum	50	U	50	19	ug/L		08/05/11 08:05	08/23/11 22:13	1
Beryllium	1.0	U	1.0	0.20	ug/L		08/05/11 08:05	08/23/11 22:13	1
Cadmium	0.50	U	0.50	0.13	ug/L		08/05/11 08:05	08/23/11 22:13	1
Iron	50	U	50	26	ug/L		08/05/11 08:05	08/23/11 22:13	1
Antimony	2.0	U	2.0	0.13	ug/L		08/05/11 08:05	08/23/11 22:13	1
Thallium	0.28	J Bi	1.0	0.14	ug/L		08/05/11 08:05	08/23/11 22:13	1
Zinc	10	U	10	2.3	ug/L		08/05/11 08:05	08/23/11 22:13	1
Sodium	14	J Bi	1000	6.9	ug/L		08/05/11 08:05	08/23/11 22:13	1

Client Sample ID: FWGEQUIPRINSE3-1807-GWi

Date Collected: 08/03/11 17:00 i
Date Received: 08/04/11 07:00 i

Lab Sample ID: 240-2499-12 i
Matr x: Water i

Method: 7470A - Mercury (CVAA) i

Analytei	Resulti	Qualif er i	RL i	MDL i	Uniti	Di	Prepared i	Analyzed i	Dil Fac i
Mercurys	0.20s	Us	0.20s	0.12s	ug/L s		08/05/11 12:40s	08/10/11 16:10s	1

General Chemistry i

Analytei	Resulti	Qualif er	RL i	MDL i	Uniti	Di	Prepared i	Analyzed i	Dil Fac i
Nitrate-Nitr tei	0.015 i	B	0.10s	0.0053 s	mg/L s		08/18/11 00:00s	08/18/11 11:00s	1s
Nitrocelluloses	2.0s	U	2.0s	0.48 s	mg/L s		08/17/11 09:00s	08/18/11 12:33 s	1s

General Chemistry - Dissolved i

Analytei	Resulti	Qualif er i	RL i	MDL i	Uniti	Di	Prepared i	Analyzed i	Dil Fac i
Hexavalent chromiums	0.020s	Us	0.020s	0.0020s	mg/L s			08/04/11 10:09s	1

Client Sample ID: FWGTEAM2-TRIP i

Date Collected: 08/03/11 08:00 i
Date Received: 08/04/11 07:00 i

Lab Sample ID: 240-2499-13 i
Matr x: Water i

Method: 8260B - Volatile Organic Compounds (GC/MS) i

Analytei	Resulti	Qualif er i	RL i	MDL i	Uniti	Di	Prepared i	Analyzed i	Dil Fac i
1,1,1-Trichloroethanes	1.0s	U	1.0s	0.22s	ug/L s			08/15/11 19:59s	1s
1,1,2,2-Tetrachloroethanes	1.0s	U	1.0s	0.18 s	ug/L s			08/15/11 19:59s	1s
1,1,2-Trichloroethanes	1.0s	U	1.0s	0.27 s	ug/L s			08/15/11 19:59s	1s
1,1-Dichloroethanes	1.0s	U	1.0s	0.15s	ug/L s			08/15/11 19:59s	1s
1,1-Dichloroethenes	1.0s	U	1.0s	0.19s	ug/L s			08/15/11 19:59s	1s
1,2-Dichloroethanes	1.0s	U	1.0s	0.22s	ug/L s			08/15/11 19:59s	1s
1,2-Dichloroethene, Totals	1.0s	U	1.0s	0.34s	ug/L s			08/15/11 19:59s	1s
1,2-Dichloropropanes	1.0s	U	1.0s	0.18 s	ug/L s			08/15/11 19:59s	1s
2-Hexanones	10s	U	10s	0.41s	ug/L s			08/15/11 19:59s	1s
Bromochloromethanes	1.0s	U	1.0s	0.29s	ug/L s			08/15/11 19:59s	1s
Acetones	10s	U	10s	1.1s	ug/L s			08/15/11 19:59s	1s
Benzenes	1.0s	U	1.0s	0.13 s	ug/L s			08/15/11 19:59s	1s
Bromoforms	1.0s	U	1.0s	0.64s	ug/L s			08/15/11 19:59s	1s
Bromomethanes	1.0s	U	1.0s	0.41s	ug/L s			08/15/11 19:59s	1s
Carbon disulfides	1.0s	U	1.0s	0.13 s	ug/L s			08/15/11 19:59s	1s
Carbon tetrachlorides	1.0s	U	1.0s	0.13 s	ug/L s			08/15/11 19:59s	1s
Chlorobenzenes	1.0s	U	1.0s	0.15s	ug/L s			08/15/11 19:59s	1s
Chloroethanes	1.0s	U	1.0s	0.29s	ug/L s			08/15/11 19:59s	1s
Chloroforms	1.0s	U	1.0s	0.16 s	ug/L s			08/15/11 19:59s	1s
Chloromethanes	1.0s	U	1.0s	0.30s	ug/L s			08/15/11 19:59s	1s
cis-1,2-Dichloroethenes	1.0s	U	1.0s	0.17 s	ug/L s			08/15/11 19:59s	1s
cis-1,3-Dichloropropenes	1.0s	U	1.0s	0.14s	ug/L s			08/15/11 19:59s	1s
Bromodichloromethanes	1.0s	U	1.0s	0.15s	ug/L s			08/15/11 19:59s	1s
Ethylbenzenes	1.0s	U	1.0s	0.17 s	ug/L s			08/15/11 19:59s	1s
1,2-Dibromoethanes	1.0s	U	1.0s	0.24s	ug/L s			08/15/11 19:59s	1s
m-Xylene & p-Xylenes	2.0s	U	2.0s	0.24s	ug/L s			08/15/11 19:59s	1s
2-Butanone (MEK)s	10s	U	10s	0.57 s	ug/L s			08/15/11 19:59s	1s
4-Methyl-2-pentanone (MIBK)s	10s	U	10s	0.32s	ug/L s			08/15/11 19:59s	1s
Methylene Chlorides	2.0s	U	2.0s	0.33 s	ug/L s			08/15/11 19:59s	1s
o-Xylenes	1.0s	U	1.0s	0.14s	ug/L s			08/15/11 19:59s	1s
Styrenes	1.0s	U	1.0s	0.11s	ug/L s			08/15/11 19:59s	1s
Tetrachloroethenes	1.0s	U	1.0s	0.29s	ug/L s			08/15/11 19:59s	1s
Toluenes	1.0s	U	1.0s	0.13 s	ug/L s			08/15/11 19:59s	1s

Client Sample ID: FWGTEAM2-TRIP i
Date Collected: 08/03/11 08:00 i
Date Received: 08/04/11 07:00 i

Lab Sample ID: 240-2499-13 i
Matr x: Water i

Method: 8260B - Volatile Organic Compounds (GC/MS) (Continued) i

Analytei	Resulti	Qualif er i	RL i	MDL i	Uniti	Di	Prepared i	Analyzed i	Dil Fac i
trans-1,2-Dichloroethenes	1.0s	Us	1.0s	0.19s	ug/L s			08/15/11 19:59s	1s
trans-1,3-Dichloropropenes	1.0s	Us	1.0s	0.19s	ug/L s			08/15/11 19:59s	1s
Trichloroethenes	1.0s	Us	1.0s	0.17 s	ug/L s			08/15/11 19:59s	1s
Vinyl chlorides	1.0s	Us	1.0s	0.22s	ug/L s			08/15/11 19:59s	1s
Xylenes, Totals	2.0s	Us	2.0s	0.28 s	ug/L s			08/15/11 19:59s	1s
Dibromochloromethanes	1.0s	Us	1.0s	0.18 s	ug/L s			08/15/11 19:59s	1s

Surrogatea	*% Recoverya*	*Qualifiera*	*Limitsa*	*Prepareda*	*Analyzeda*	*Dil Faca*
1,2-Dichloroethane-d4 (Surr)2	*962*		*50 - 1502*		*08/15/11 19:592*	*12*
4-Bromofluorobenzene (Surr)2	*972*		*50 - 1502*		*08/15/11 19:592*	*12*
Toluene-d8 (Surr)2	*102*		*50 - 1502*		*08/15/11 19:592*	*12*
Dibromofluoromethane (Surr)2	*962*		*50 - 1502*		*08/15/11 19:592*	*12*

Client Sample ID: FWGLL3mw-234C-1773-GWi
Date Collected: 08/03/11 09:12 i
Date Received: 08/04/11 07:00 i

Lab Sample ID: 240-2499-14 i
Matr x: Water i

Method: 8260B - Volatile Organic Compounds (GC/MS) i

Analytei	Resulti	Qualif er i	RL i	MDL i	Uniti	Di	Prepared i	Analyzed i	Dil Fac i
1,1,1-Trichloroethanes	1.0s	Us	1.0s	0.22s	ug/L s			08/15/11 20:42s	1s
1,1,2,2-Tetrachloroethanes	1.0s	Us	1.0s	0.18 s	ug/L s			08/15/11 20:42s	1s
1,1,2-Trichloroethanes	1.0s	Us	1.0s	0.27 s	ug/L s			08/15/11 20:42s	1s
1,1-Dichloroethanes	1.0s	Us	1.0s	0.15s	ug/L s			08/15/11 20:42s	1s
1,1-Dichloroethenes	1.0s	Us	1.0s	0.19s	ug/L s			08/15/11 20:42s	1s
1,2-Dichloroethanes	1.0s	Us	1.0s	0.22s	ug/L s			08/15/11 20:42s	1s
1,2-Dichloroethene, Totals	1.0s	Us	1.0s	0.34s	ug/L s			08/15/11 20:42s	1s
1,2-Dichloropropanes	1.0s	Us	1.0s	0.18 s	ug/L s			08/15/11 20:42s	1s
2-Hexanones	10s	Us	10s	0.41s	ug/L s			08/15/11 20:42s	1s
Bromochloromethanes	1.0s	Us	1.0s	0.29s	ug/L s			08/15/11 20:42s	1s
Acetones	10s	Us	10s	1.1s	ug/L s			08/15/11 20:42s	1s
Benzenes	1.0s	Us	1.0s	0.13 s	ug/L s			08/15/11 20:42s	1s
Bromoforms	1.0s	Us	1.0s	0.64s	ug/L s			08/15/11 20:42s	1s
Bromomethanes	1.0s	Us	1.0s	0.41s	ug/L s			08/15/11 20:42s	1s
Carbon disulfides	1.0s	Us	1.0s	0.13 s	ug/L s			08/15/11 20:42s	1s
Carbon tetrachlorides	1.0s	Us	1.0s	0.13 s	ug/L s			08/15/11 20:42s	1s
Chlorobenzenes	1.0s	Us	1.0s	0.15s	ug/L s			08/15/11 20:42s	1s
Chloroethanes	1.0s	Us	1.0s	0.29s	ug/L s			08/15/11 20:42s	1s
Chloroforms	1.0s	Us	1.0s	0.16 s	ug/L s			08/15/11 20:42s	1s
Chloromethanes	1.0s	Us	1.0s	0.30s	ug/L s			08/15/11 20:42s	1s
cis-1,2-Dichloroethenes	1.0s	Us	1.0s	0.17 s	ug/L s			08/15/11 20:42s	1s
cis-1,3-Dichloropropenes	1.0s	Us	1.0s	0.14s	ug/L s			08/15/11 20:42s	1s
Bromodichloromethanes	1.0s	Us	1.0s	0.15s	ug/L s			08/15/11 20:42s	1s
Ethylbenzenes	1.0s	Us	1.0s	0.17 s	ug/L s			08/15/11 20:42s	1s
1,2-Dibromoethanes	1.0s	Us	1.0s	0.24s	ug/L s			08/15/11 20:42s	1s
m-Xylene & p-Xylenes	2.0s	Us	2.0s	0.24s	ug/L s			08/15/11 20:42s	1s
2-Butanone (MEK)s	10s	Us	10s	0.57 s	ug/L s			08/15/11 20:42s	1s
4-Methyl-2-pentanone (MIBK)s	10s	Us	10s	0.32s	ug/L s			08/15/11 20:42s	1s
Methylene Chlorides	2.0s	Us	2.0s	0.33 s	ug/L s			08/15/11 20:42s	1s
o-Xylenes	1.0s	Us	1.0s	0.14s	ug/L s			08/15/11 20:42s	1s
Styrenes	1.0s	Us	1.0s	0.11s	ug/L s			08/15/11 20:42s	1s

Client Sample ID: FWGLL3mw-234C-1773-GWi
Date Collected: 08/03/11 09:12 i
Date Received: 08/04/11 07:00 i

Lab Sample ID: 240-2499-14 i
Matrix: Water i

Method: 8260B - Volatile Organic Compounds (GC/MS) (Continued) i

Analytei	Resulti	Qualifier i	RLi	MDLi	Uniti	Di	Preparedi	Analyzedi	Dil Faci
Tetrachloroethenes	1.0s	Us	1.0s	0.29s	ug/L s			08/15/11 20:42s	1s
Toluenes	1.0s	Us	1.0s	0.13 s	ug/L s			08/15/11 20:42s	1s
trans-1,2-Dichloroethenes	1.0s	Us	1.0s	0.19s	ug/L s			08/15/11 20:42s	1s
trans-1,3-Dichloropropenes	1.0s	Us	1.0s	0.19s	ug/L s			08/15/11 20:42s	1s
Trichloroethenes	1.0s	Us	1.0s	0.17 s	ug/L s			08/15/11 20:42s	1s
Vinyl chlorides	1.0s	Us	1.0s	0.22s	ug/L s			08/15/11 20:42s	1s
Xylenes, Totals	2.0s	Us	2.0s	0.28 s	ug/L s			08/15/11 20:42s	1s
Dibromochloromethanes	1.0s	Us	1.0s	0.18 s	ug/L s			08/15/11 20:42s	1s

Surrogatea	*% Recoverya*	*Qualifiera*	*Limitsa*	*Prepareda*	*Analyzeda*	*Dil Faca*
1,2-Dichloroethane-d4 (Surr)2	*962*		*50 - 1502*		*08/15/11 20:42*	*12*
4-Bromofluorobenzene (Surr)2	*992*		*50 - 1502*		*08/15/11 20:42*	*12*
Toluene-d8 (Surr)2	*1042*		*50 - 1502*		*08/15/11 20:42*	*12*
Dibromofluoromethane (Surr)2	*962*		*50 - 1502*		*08/15/11 20:42*	*12*

Method: 8270C - Semivolatile Organic Compounds (GC/MS) i

Analytei	Resulti	Qualifier i	RLi	MDLi	Uniti	Di	Preparedi	Analyzedi	Dil Faci
2,4-Dinitrotoluenes	5.2s	Us	5.2s	0.28 s	ug/L s		08/05/11 09:02s	08/18/11 17:22s	1s
2,6-Dinitrotoluenes	5.2s	Us	5.2s	0.82s	ug/L s		08/05/11 09:02s	08/18/11 17:22s	1s
Bis(2-ethylhexyl) phthalatei	**0.95 i**	**Ji**	10s	0.82s	ug/L s		08/05/11 09:02s	08/18/11 17:22s	1s
Butyl benzyl phthalates	1.0s	Us	1.0s	0.82s	ug/L s		08/05/11 09:02s	08/18/11 17:22s	1s
Diethyl phthalates	1.0s	Us	1.0s	0.62s	ug/L s		08/05/11 09:02s	08/18/11 17:22s	1s
Dimethyl phthalates	1.0s	Us	1.0s	0.30s	ug/L s		08/05/11 09:02s	08/18/11 17:22s	1s
Di-n-butyl phthalates	1.0s	Us	1.0s	0.69s	ug/L s		08/05/11 09:02s	08/18/11 17:22s	1s
Di-n-octyl phthalates	1.0s	Us	1.0s	0.82s	ug/L s		08/05/11 09:02s	08/18/11 17:22s	1s
Nitrobenzenes	1.0s	Us	1.0s	0.041s	ug/L s		08/05/11 09:02s	08/18/11 17:22s	1s

Surrogatea	*% Recoverya*	*Qualifiera*	*Limitsa*	*Prepareda*	*Analyzeda*	*Dil Faca*
-Fluorobiphenyl (Surr)2	*512*		*502 1502*	*08/05/11 09:02*	*08/18/11 17:2*	*12*
-Fluorophenol (Surr)2	*73 2*		*502 1502*	*08/05/11 09:02*	*08/18/11 17:2*	*12*
,4,6-Tribromophenol (Surr)2	*792*		*502 1502*	*08/05/11 09:02*	*08/18/11 17:2*	*12*
Nitrobenzene-d5 (Surr)2	*512*		*502 1502*	*08/05/11 09:02*	*08/18/11 17:2*	*12*
Phenol-d5 (Surr)2	*762*		*502 1502*	*08/05/11 09:02*	*08/18/11 17:2*	*12*
Terphenyl-d14 (Surr)2	*672*		*502 1502*	*08/05/11 09:02*	*08/18/11 17:2*	*12*

Method: 8081A - Organochlor ne Pestic des (GC) i

Analytei	Resulti	Qualifier i	RLi	MDLi	Uniti	Di	Preparedi	Analyzedi	Dil Faci
Aldrins	0.031s	Us	0.031s	0.0085s	ug/L s		08/06/11 08:35s	08/25/11 21:55s	1s
alpha-BHCi	**0.018 i**	**Ji**	0.031s	0.0073 s	ug/L s		08/06/11 08:35s	08/25/11 21:55s	1s
alpha-Chlordanes	0.031s	Us	0.031s	0.015s	ug/L s		08/06/11 08:35s	08/25/11 21:55s	1s
beta-BHCs	0.031s	Us	0.031s	0.0088 s	ug/L s		08/06/11 08:35s	08/25/11 21:55s	1s
4,4'-DDD	0.031s	Us	0.031s	0.010s	ug/L s		08/06/11 08:35s	08/25/11 21:55s	1s
4,4'-DDEs	0.031s	Us	0.031s	0.010s	ug/L s		08/06/11 08:35s	08/25/11 21:55s	1s
4,4'-DDTs	0.031s	Us	0.031s	0.017 s	ug/L s		08/06/11 08:35s	08/25/11 21:55s	1s
delta-BHCs	0.031s	Us	0.031s	0.0091s	ug/L s		08/06/11 08:35s	08/25/11 21:55s	1s
Dieldrins	0.031s	Us	0.031s	0.0078 s	ug/L s		08/06/11 08:35s	08/25/11 21:55s	1s
Endosulfan Is	0.026 s	Us	0.026 s	0.014s	ug/L s		08/06/11 08:35s	08/25/11 21:55s	1s
Endosulfan IIs	0.026 s	Us	0.026 s	0.013 s	ug/L s		08/06/11 08:35s	08/25/11 21:55s	1s
Endosulfan sulfates	0.031s	Us	0.031s	0.011s	ug/L s		08/06/11 08:35s	08/25/11 21:55s	1s
Endrins	0.031s	Us	0.031s	0.011s	ug/L s		08/06/11 08:35s	08/25/11 21:55s	1s
Endrin aldehydes	0.031s	Us	0.031s	0.011s	ug/L s		08/06/11 08:35s	08/25/11 21:55s	1s

Client Sample ID: FWGLL3mw-234C-1773-GWi

Date Collected: 08/03/11 09:12 i
Date Received: 08/04/11 07:00 i

Lab Sample ID: 240-2499-14 i
Matr x: Water i

Method: 8081A - Organochlor ne Pestic des (GC) (Continued) i

Analytei	Resulti	Qualif er i	RLi	MDLi	Uniti	Di	Preparedi	Analyzedi	Dil Faci
Endrin ketones	0.031s	Us	0.031s	0.0081s	ug/L s		08/06/11 08:35s	08/25/11 21:55s	1s
gamma-BHC (Lindane)s	0.031s	Us	0.031s	0.0067 s	ug/L s		08/06/11 08:35s	08/25/11 21:55s	1s
gamma-Chlordanes	0.031s	Us	0.031s	0.013 s	ug/L s		08/06/11 08:35s	08/25/11 21:55s	1s
Heptachlors	0.031s	Us	0.031s	0.0083 s	ug/L s		08/06/11 08:35s	08/25/11 21:55s	1s
Heptachlor epoxides	0.031s	Us	0.031s	0.0074s	ug/L s		08/06/11 08:35s	08/25/11 21:55s	1s
Methoxychlors	0.10s	Us	0.10s	0.033 s	ug/L s		08/06/11 08:35s	08/25/11 21:55s	1s
Toxaphenes	2.1s	Us	2.1s	0.33 s	ug/L s		08/06/11 08:35s	08/25/11 21:55s	1s

Surrogatea	*% Recoverya*	*Qualifiera*	*Limitsa*	*Prepareda*	*Analyzeda*	*Dil Faca*
DCB Decachlorobiphenyl2	*32*	*X2*	*50 - 1502*	*08/06/11 08:352*	*08/25/11 21:552*	*12*
DCB Decachlorobiphenyl2	*332*	*X2*	*50 - 1502*	*08/06/11 08:352*	*08/25/11 21:552*	*12*
Tetrachloro-m-xylene2	*802*		*50 - 1502*	*08/06/11 08:352*	*08/25/11 21:552*	*12*
Tetrachloro-m-xylene2	*872*		*50 - 1502*	*08/06/11 08:352*	*08/25/11 21:552*	*12*

Method: 8330 (Modif ed) - Organic Compounds by UV/HPLC - Dissolved i

Analytei	Resulti	Qualif er i	RLi	MDLi	Uniti	Di	Preparedi	Analyzedi	Dil Faci
Nitroguanidines	20s	Us	20s	2.4s	ug/L s		08/15/11 13:20s	08/16/11 17:39s	1s

Method: 8330/8330A - Nitroaromatics & Nitramines: Explosives (8330/A) i

Analytei	Resulti	Qualif er i	RLi	MDLi	Uniti	Di	Preparedi	Analyzedi	Dil Faci
1,3,5-Trinitrobenzenes	0.099s	Us	0.099s	0.030s	ug/L s		08/10/11 08:30s	08/17/11 02:14s	0.99s
1,3-Dinitrobenzenes	0.099s	Us	0.099s	0.050s	ug/L s		08/10/11 08:30s	08/17/11 02:14s	0.99s
2-Amino-4,6-dinitrotoluenei	**0.31 i**		0.099s	0.099s	ug/L s		08/10/11 08:30s	08/17/11 02:14s	0.99s
2,4,6-Trinitrotoluenes	0.099s	Us	0.099s	0.050s	ug/L s		08/10/11 08:30s	08/17/11 02:14s	0.99s
2,4-Dinitrotoluenes	0.099s	Us	0.099s	0.050s	ug/L s		08/10/11 08:30s	08/17/11 02:14s	0.99s
2,6-Dinitrotoluenes	0.099s	Us	0.099s	0.050s	ug/L s		08/10/11 08:30s	08/17/11 02:14s	0.99s
2-Nitrotoluenes	0.50s	Us	0.50s	0.087 s	ug/L s		08/10/11 08:30s	08/17/11 02:14s	0.99s
3-Nitrotoluenes	0.50s	Us	0.50s	0.056 s	ug/L s		08/10/11 08:30s	08/17/11 02:14s	0.99s
4-Amino-2,6-dinitrotoluenei	**0.55 i**		0.099s	0.050s	ug/L s		08/10/11 08:30s	08/17/11 02:14s	0.99s
4-Nitrotoluenes	0.50s	Us	0.50s	0.087 s	ug/L s		08/10/11 08:30s	08/17/11 02:14s	0.99s
HMXi	**0.080 i**	**Ji**	0.099s	0.036 s	ug/L s		08/10/11 08:30s	08/17/11 02:14s	0.99s
Nitrobenzenes	0.099s	Us	0.099s	0.050s	ug/L s		08/10/11 08:30s	08/17/11 02:14s	0.99s
Nitroglycerins	0.64s	Us	0.64s	0.33 s	ug/L s		08/10/11 08:30s	08/17/11 02:14s	0.99s
RDXi	**0.53 i**		0.099s	0.036 s	ug/L s		08/10/11 08:30s	08/17/11 02:14s	0.99s
PETNs	0.64s	Us	0.64s	0.30s	ug/L s		08/10/11 08:30s	08/17/11 02:14s	0.99s
Tetryls	0.099s	Us	0.099s	0.050s	ug/L s		08/10/11 08:30s	08/17/11 02:14s	0.99s

Surrogatea	*% Recoverya*	*Qualifiera*	*Limitsa*	*Prepareda*	*Analyzeda*	*Dil Faca*
3,4-Dinitrotoluene2	*912*		*50 - 1502*	*08/10/11 08:302*	*08/17/11 02:142*	*0.992*

General Chemistry i

Analytei	Resulti	Qualif er i	RLi	MDLi	Uniti	Di	Preparedi	Analyzedi	Dil Faci
Nitrocelluloses	2.0s	Us	2.0s	0.48 s	mg/L s		08/17/11 09:00s	08/18/11 12:35s	1s

Client Sample ID: FWGLL3mw-234C-1773-GFi

Date Collected: 08/03/11 09:12 i
Date Received: 08/04/11 07:00 i

Lab Sample ID: 240-2499-15 i
Matr x: Water i

Method: 6010B - Metals (ICP) - Total Recoverablei

Analytei	Resulti	Qualif er i	RLi	MDLi	Uniti	Di	Preparedi	Analyzedi	Dil Faci
Silvers	5.0s	Us	5.0s	2.2s	ug/L s		08/05/11 08:05s	08/16/11 15:24s	1s

Client Sample ID: FWGLL3mw-234C-1773-GF i

Date Collected: 08/03/11 09:12 i
Date Received: 08/04/11 07:00 i

Lab Sample ID: 240-2499-15 i
Matr x: Water i

Method: 6010B - Metals (ICP) - Total Recoverable (Continued) i

Analytei	Resulti	Qualif er i	RL i	MDL i	Uniti	Di	Prepared i	Analyzed i	Dil Fac i
Arsenics	5.0s	Us	5.0s	3.2s	ug/L s		08/05/11 08:05s	08/16/11 15:24s	1s
Bar umi	10 i		10s	0.67 s	ug/L s		08/05/11 08:05s	08/16/11 15:24s	1s
Calc umi	44000 i		1000s	130s	ug/L s		08/05/11 08:05s	08/16/11 15:24s	1s
Cobalts	5.0s	Us	5.0s	1.7 s	ug/L s		08/05/11 08:05s	08/16/11 15:24s	1s
Chromiums	5.0s	Us	5.0s	2.2s	ug/L s		08/05/11 08:05s	08/16/11 15:24s	1s
Coppers	5.0s	Us	5.0s	4.5s	ug/L s		08/05/11 08:05s	08/16/11 15:24s	1s
Potassiumi	1500 i	Bi	1000s	72s	ug/L s		08/05/11 08:05s	08/16/11 15:24s	1s
Magnesiumi	17000 i		1000s	34s	ug/L s		08/05/11 08:05s	08/16/11 15:24s	1s
Manganesei	1800 i		10s	0.41s	ug/L s		08/05/11 08:05s	08/16/11 15:24s	1s
Nickeli	5.8 i	Ji	10s	3.2s	ug/L s		08/05/11 08:05s	08/16/11 15:24s	1s
Lead s	3.0s	Us	3.0s	1.9s	ug/L s		08/05/11 08:05s	08/16/11 15:24s	1s
Seleniums	5.0s	Us	5.0s	4.1s	ug/L s		08/05/11 08:05s	08/16/11 15:24s	1s
Vanadiums	10s	Us	10s	0.64s	ug/L s		08/05/11 08:05s	08/16/11 15:24s	1s

Method: 6020 - Metals (ICP/MS) - Total Recoverablei

Analytei	Resulti	Qualif er i	RL i	MDL i	Uniti	Di	Prepared i	Analyzed i	Dil Fac i
Aluminums	50s	Us	50s	19s	ug/L s		08/05/11 08:05s	08/23/11 22:18 s	1s
Berylliums	1.0s	Us	1.0s	0.20s	ug/L s		08/05/11 08:05s	08/23/11 22:18 s	1s
Cadmiums	0.50s	Us	0.50s	0.13 s	ug/L s		08/05/11 08:05s	08/23/11 22:18 s	1s
Ironi	1500 i		50s	26 s	ug/L s		08/05/11 08:05s	08/23/11 22:18 s	1s
Antimonys	2.0s	Us	2.0s	0.13 s	ug/L s		08/05/11 08:05s	08/23/11 22:18 s	1s
Thalliumi	0.25 i	J Bi	1.0s	0.14s	ug/L s		08/05/11 08:05s	08/23/11 22:18 s	1s
Zincs	10s	Us	10s	2.3 s	ug/L s		08/05/11 08:05s	08/23/11 22:18 s	1s
Sodiumi	8100 i	Bi	1000s	6.9s	ug/L s		08/05/11 08:05s	08/23/11 22:18 s	1s

Method: 7470A - Mercury (CVAA) i

Analytei	Resulti	Qualif er i	RL i	MDL i	Uniti	Di	Prepared i	Analyzed i	Dil Fac i
Mercurys	0.20s	Us	0.20s	0.12s	ug/L s		08/05/11 12:40s	08/10/11 16:12s	1s

Client Sample ID: FWGLL3mw-DUP2-1800-GWi

Date Collected: 08/03/11 10:22 i
Date Received: 08/04/11 07:00 i

Lab Sample ID: 240-2499-16 i
Matr x: Water i

Method: 8260B - Volatile Organic Compounds (GC/MS) i

Analytei	Resulti	Qualif er i	RL i	MDL i	Uniti	Di	Prepared i	Analyzed i	Dil Fac i
1,1,1-Trichloroethanes	1.0s	Us	1.0s	0.22s	ug/L s			08/15/11 21:11s	1s
1,1,2,2-Tetrachloroethanes	1.0s	Us	1.0s	0.18 s	ug/L s			08/15/11 21:11s	1s
1,1,2-Trichloroethanes	1.0s	Us	1.0s	0.27 s	ug/L s			08/15/11 21:11s	1s
1,1-Dichloroethanes	1.0s	Us	1.0s	0.15s	ug/L s			08/15/11 21:11s	1s
1,1-Dichloroethenes	1.0s	Us	1.0s	0.19s	ug/L s			08/15/11 21:11s	1s
1,2-Dichloroethanes	1.0s	Us	1.0s	0.22s	ug/L s			08/15/11 21:11s	1s
1,2-Dichloroethene, Totals	1.0s	Us	1.0s	0.34s	ug/L s			08/15/11 21:11s	1s
1,2-Dichloropropanes	1.0s	Us	1.0s	0.18 s	ug/L s			08/15/11 21:11s	1s
2-Hexanones	10s	Us	10s	0.41s	ug/L s			08/15/11 21:11s	1s
Bromochloromethanes	1.0s	Us	1.0s	0.29s	ug/L s			08/15/11 21:11s	1s
Acetones	10s	Us	10s	1.1s	ug/L s			08/15/11 21:11s	1s
Benzenes	1.0s	Us	1.0s	0.13 s	ug/L s			08/15/11 21:11s	1s
Bromoforms	1.0s	Us	1.0s	0.64s	ug/L s			08/15/11 21:11s	1s
Bromomethanes	1.0s	Us	1.0s	0.41s	ug/L s			08/15/11 21:11s	1s
Carbon disulfides	1.0s	Us	1.0s	0.13 s	ug/L s			08/15/11 21:11s	1s

Client Sample ID: FWGLL3mw-DUP2-1800-GWi
Date Collected: 08/03/11 10:22 i
Date Received: 08/04/11 07:00 i

Lab Sample ID: 240-2499-16 i
Matr x: Water i

Method: 8260B - Volatile Organic Compounds (GC/MS) (Continued) i

Analytei	Resulti	Qualif er i	RL i	MDL i	Uniti	Di	Prepared i	Analyzed i	Dil Fac i
Carbon tetrachlorides	1.0s	Us	1.0s	0.13 s	ug/L s			08/15/11 21:11s	1s
Chlorobenzenes	1.0s	Us	1.0s	0.15s	ug/L s			08/15/11 21:11s	1s
Chloroethanes	1.0s	Us	1.0s	0.29s	ug/L s			08/15/11 21:11s	1s
Chloroforms	1.0s	Us	1.0s	0.16 s	ug/L s			08/15/11 21:11s	1s
Chloromethanes	1.0s	Us	1.0s	0.30s	ug/L s			08/15/11 21:11s	1s
cis-1,2-Dichloroethenes	1.0s	Us	1.0s	0.17 s	ug/L s			08/15/11 21:11s	1s
cis-1,3-Dichloropropenes	1.0s	Us	1.0s	0.14s	ug/L s			08/15/11 21:11s	1s
Bromodichloromethanes	1.0s	Us	1.0s	0.15s	ug/L s			08/15/11 21:11s	1s
Ethylbenzenes	1.0s	Us	1.0s	0.17 s	ug/L s			08/15/11 21:11s	1s
1,2-Dibromoethanes	1.0s	Us	1.0s	0.24s	ug/L s			08/15/11 21:11s	1s
m-Xylene & p-Xylenes	2.0s	Us	2.0s	0.24s	ug/L s			08/15/11 21:11s	1s
2-Butanone (MEK)s	10s	Us	10s	0.57 s	ug/L s			08/15/11 21:11s	1s
4-Methyl-2-pentanone (MIBK)s	10s	Us	10s	0.32s	ug/L s			08/15/11 21:11s	1s
Methylene Chlorides	2.0s	Us	2.0s	0.33 s	ug/L s			08/15/11 21:11s	1s
o-Xylenes	1.0s	Us	1.0s	0.14s	ug/L s			08/15/11 21:11s	1s
Styrenes	1.0s	Us	1.0s	0.11s	ug/L s			08/15/11 21:11s	1s
Tetrachloroethenes	1.0s	Us	1.0s	0.29s	ug/L s			08/15/11 21:11s	1s
Toluenes	1.0s	Us	1.0s	0.13 s	ug/L s			08/15/11 21:11s	1s
trans-1,2-Dichloroethenes	1.0s	Us	1.0s	0.19s	ug/L s			08/15/11 21:11s	1s
trans-1,3-Dichloropropenes	1.0s	Us	1.0s	0.19s	ug/L s			08/15/11 21:11s	1s
Trichloroethenes	1.0s	Us	1.0s	0.17 s	ug/L s			08/15/11 21:11s	1s
Vinyl chlorides	1.0s	Us	1.0s	0.22s	ug/L s			08/15/11 21:11s	1s
Xylenes, Totals	2.0s	Us	2.0s	0.28 s	ug/L s			08/15/11 21:11s	1s
Dibromochloromethanes	1.0s	Us	1.0s	0.18 s	ug/L s			08/15/11 21:11s	1s

Surrogatea	*% Recoverya*	*Qualifiera*	*Limitsa*	*Prepareda*	*Analyzeda*	*Dil Faca*
1,2-Dichloroethane-d4 (Surr)2	*962*		*50 - 1502*		*08/15/11 21:112*	*12*
4-Bromofluorobenzene (Surr)2	*972*		*50 - 1502*		*08/15/11 21:112*	*12*
Toluene-d8 (Surr)2	*1042*		*50 - 1502*		*08/15/11 21:112*	*12*
Dibromofluoromethane (Surr)2	*972*		*50 - 1502*		*08/15/11 21:112*	*12*

Method: 8270C - Semivolatile Organic Compounds (GC/MS) i

Analytei	Resulti	Qualif er i	RL i	MDL i	Uniti	Di	Prepared i	Analyzed i	Dil Fac i
2,4-Dinitrotoluenes	5.1s	Us	5.1s	0.28 s	ug/L s		08/05/11 09:02s	08/18/11 13:58 s	1s
2,6-Dinitrotoluenes	5.1s	Us	5.1s	0.82s	ug/L s		08/05/11 09:02s	08/18/11 13:58 s	1s
Bis(2-ethylhexyl) phthalatei	**1.3 i**	**Ji**	10s	0.82s	ug/L s		08/05/11 09:02s	08/18/11 13:58 s	1s
Butyl benzyl phthalates	1.0s	Us	1.0s	0.82s	ug/L s		08/05/11 09:02s	08/18/11 13:58 s	1s
Diethyl phthalates	1.0s	Us	1.0s	0.61s	ug/L s		08/05/11 09:02s	08/18/11 13:58 s	1s
Dimethyl phthalates	1.0s	Us	1.0s	0.30s	ug/L s		08/05/11 09:02s	08/18/11 13:58 s	1s
Di-n-butyl phthalates	1.0s	Us	1.0s	0.68 s	ug/L s		08/05/11 09:02s	08/18/11 13:58 s	1s
Di-n-octyl phthalates	1.0s	Us	1.0s	0.82s	ug/L s		08/05/11 09:02s	08/18/11 13:58 s	1s
Nitrobenzenes	1.0s	Us	1.0s	0.041s	ug/L s		08/05/11 09:02s	08/18/11 13:58 s	1s

Surrogatea	*% Recoverya*	*Qualifiera*	*Limitsa*	*Prepareda*	*Analyzeda*	*Dil Faca*
-Fluorobiphenyl (Surr)2	*512*		*50 - 1502*	*08/05/11 09:02*	*08/18/11 13:582*	*12*
-Fluorophenol (Surr)2	*73 2*		*50 - 1502*	*08/05/11 09:02*	*08/18/11 13:582*	*12*
,4,6-Tribromophenol (Surr)2	*73 2*		*50 - 1502*	*08/05/11 09:02*	*08/18/11 13:582*	*12*
Nitrobenzene-d5 (Surr)2	*53 2*		*50 - 1502*	*08/05/11 09:02*	*08/18/11 13:582*	*12*
Phenol-d5 (Surr)2	*772*		*50 - 1502*	*08/05/11 09:02*	*08/18/11 13:582*	*12*
Terphenyl-d14 (Surr)2	*602*		*50 - 1502*	*08/05/11 09:02*	*08/18/11 13:582*	*12*

Client Sample ID: FWGLL3mw-DUP2-1800-GWi
Date Collected: 08/03/11 10:22 i
Date Received: 08/04/11 07:00 i

Lab Sample ID: 240-2499-16 i
Matr x: Water i

Method: 8081A - Organochlor ne Pestic des (GC) i

Analytei	Resulti	Qualif er i	RL i	MDL i	Uniti	Di	Prepared i	Analyzed i	Dil Fac i
Aldrins	0.064s	Us	0.064s	0.017 s	ug/L s		08/06/11 08:35s	08/29/11 11:27 s	2s
alpha-BHCs	0.064s	Us	0.064s	0.015s	ug/L s		08/06/11 08:35s	08/29/11 11:27 s	2s
alpha-Chlordanes	0.064s	Us	0.064s	0.030s	ug/L s		08/06/11 08:35s	08/29/11 11:27 s	2s
beta-BHCs	0.064s	Us	0.064s	0.018 s	ug/L s		08/06/11 08:35s	08/29/11 11:27 s	2s
4,4'-DDD	0.064s	U * s	0.064s	0.020s	ug/L s		08/06/11 08:35s	08/29/11 11:27 s	2s
4,4'-DDEs	0.064s	Us	0.064s	0.021s	ug/L s		08/06/11 08:35s	08/29/11 11:27 s	2s
4,4'-DDTs	0.064s	Us	0.064s	0.034s	ug/L s		08/06/11 08:35s	08/29/11 11:27 s	2s
delta-BHCs	0.064s	Us	0.064s	0.019s	ug/L s		08/06/11 08:35s	08/29/11 11:27 s	2s
Dieldrins	0.064s	Us	0.064s	0.016 s	ug/L s		08/06/11 08:35s	08/29/11 11:27 s	2s
Endosulfan Is	0.053 s	Us	0.053 s	0.028 s	ug/L s		08/06/11 08:35s	08/29/11 11:27 s	2s
Endosulfan IIs	0.053 s	Us	0.053 s	0.026 s	ug/L s		08/06/11 08:35s	08/29/11 11:27 s	2s
Endosulfan sulfates	0.064s	Us	0.064s	0.023 s	ug/L s		08/06/11 08:35s	08/29/11 11:27 s	2s
Endrins	0.064s	Us	0.064s	0.023 s	ug/L s		08/06/11 08:35s	08/29/11 11:27 s	2s
Endrin aldehydes	0.064s	Us	0.064s	0.023 s	ug/L s		08/06/11 08:35s	08/29/11 11:27 s	2s
Endrin ketones	0.064s	Us	0.064s	0.017 s	ug/L s		08/06/11 08:35s	08/29/11 11:27 s	2s
gamma-BHC (Lindane)s	0.064s	Us	0.064s	0.014s	ug/L s		08/06/11 08:35s	08/29/11 11:27 s	2s
gamma-Chlordanes	0.064s	Us	0.064s	0.026 s	ug/L s		08/06/11 08:35s	08/29/11 11:27 s	2s
Heptachlors	0.064s	Us	0.064s	0.017 s	ug/L s		08/06/11 08:35s	08/29/11 11:27 s	2s
Heptachlor epoxides	0.064s	Us	0.064s	0.015s	ug/L s		08/06/11 08:35s	08/29/11 11:27 s	2s
Methoxychlors	0.21s	Us	0.21s	0.068 s	ug/L s		08/06/11 08:35s	08/29/11 11:27 s	2s
Toxaphenes	4.3 s	Us	4.3 s	0.68 s	ug/L s		08/06/11 08:35s	08/29/11 11:27 s	2s

Surrogatea	*% Recoverya*	*Qualifiera*	*Limitsa*	*Prepareda*	*Analyzeda*	*Dil Faca*
DCB Decachlorobiphenyl2	*103 2*		*502 1502*	*08/06/11 08:352*	*08/29/11 11:272*	
DCB Decachlorobiphenyl2	*103 2*		*502 1502*	*08/06/11 08:352*	*08/29/11 11:272*	
Tetrachloro-m-xylene2	*112*		*502 1502*	*08/06/11 08:352*	*08/29/11 11:272*	
Tetrachloro-m-xylene2	*952*		*502 1502*	*08/06/11 08:352*	*08/29/11 11:272*	

Method: 8330 (Mod if ed) - Organic Compounds by UV/HPLC - Dissolved i

Analytei	Resulti	Qualif er i	RL i	MDL i	Uniti	Di	Prepared i	Analyzed i	Dil Fac i
Nitroguanidines	20s	Us	20s	2.4s	ug/L s		08/15/11 13:20s	08/16/11 17:53 s	1s

Method: 8330/8330A - Nitroaromatics & Nitramines: Explosives (8330/A) i

Analytei	Resulti	Qualif er i	RL i	MDL i	Uniti	Di	Prepared i	Analyzed i	Dil Fac i
1,3,5-Trinitrobenzenes	0.11s	Us	0.11s	0.032s	ug/L s		08/10/11 08:30s	08/17/11 02:54s	1.07 s
1,3-Dinitrobenzenes	0.11s	Us	0.11s	0.054s	ug/L s		08/10/11 08:30s	08/17/11 02:54s	1.07 s
2-Amino-4,6-dinitrotoluenes	0.11s	Us	0.11s	0.11s	ug/L s		08/10/11 08:30s	08/17/11 02:54s	1.07 s
2,4,6-Trinitrotoluenes	0.11s	Us	0.11s	0.054s	ug/L s		08/10/11 08:30s	08/17/11 02:54s	1.07 s
2,4-Dinitrotoluenes	0.11s	Us	0.11s	0.054s	ug/L s		08/10/11 08:30s	08/17/11 02:54s	1.07 s
2,6-Dinitrotoluenes	0.11s	Us	0.11s	0.054s	ug/L s		08/10/11 08:30s	08/17/11 02:54s	1.07 s
2-Nitrotoluenes	0.54s	Us	0.54s	0.094s	ug/L s		08/10/11 08:30s	08/17/11 02:54s	1.07 s
3-Nitrotoluenes	0.54s	Us	0.54s	0.061s	ug/L s		08/10/11 08:30s	08/17/11 02:54s	1.07 s
4-Amino-2,6-d initrotoluenei	**0.18 i**		0.11s	0.054s	ug/L s		08/10/11 08:30s	08/17/11 02:54s	1.07 s
4-Nitrotoluenes	0.54s	Us	0.54s	0.094s	ug/L s		08/10/11 08:30s	08/17/11 02:54s	1.07 s
HMX i	**0.046 i**	**Ji**	0.11s	0.039s	ug/L s		08/10/11 08:30s	08/17/11 02:54s	1.07 s
Nitrobenzenes	0.11s	Us	0.11s	0.054s	ug/L s		08/10/11 08:30s	08/17/11 02:54s	1.07 s
Nitroglycerins	0.70s	Us	0.70s	0.35s	ug/L s		08/10/11 08:30s	08/17/11 02:54s	1.07 s
RDX i	**0.20 i**		0.11s	0.039s	ug/L s		08/10/11 08:30s	08/17/11 02:54s	1.07 s
PETNs	0.70s	Us	0.70s	0.32s	ug/L s		08/10/11 08:30s	08/17/11 02:54s	1.07 s
Tetryli	**0.084 i**	**Ji**	0.11s	0.054s	ug/L s		08/10/11 08:30s	08/17/11 02:54s	1.07 s

Client Sample ID: FWGLL3mw-DUP2-1800-GW

Date Collected: 08/03/11 10:22
Date Received: 08/04/11 07:00

Lab Sample ID: 240-2499-16
Matrix: Water

Surrogate	% Recovery	Qualifier	Limits	Prepared	Analyzed	Dil Fac
3,4-Dinitrotoluene2	912		50 - 1502	08/10/11 08:30	08/17/11 02:54	1.07

General Chemistry

Analyte	Result	Qualifier	RL	MDL	Unit	D	Prepared	Analyzed	Dil Fac
Nitrocelluloses	2.0	U	2.0	0.48	mg/L		08/17/11 09:00	08/18/11 12:37	1

Client Sample ID: FWGLL3mw-DUP2-1800-GF

Date Collected: 08/03/11 10:22
Date Received: 08/04/11 07:00

Lab Sample ID: 240-2499-17
Matrix: Water

Method: 6010B - Metals (ICP) - Total Recoverable

Analyte	Result	Qualifier	RL	MDL	Unit	D	Prepared	Analyzed	Dil Fac
Silver	5.0	U	5.0	2.2	ug/L		08/05/11 08:05	08/16/11 15:41	1
Arsenic	5.0	U	5.0	3.2	ug/L		08/05/11 08:05	08/16/11 15:41	1
Barium	**10**		10	0.67	ug/L		08/05/11 08:05	08/16/11 15:41	1
Calcium	**45000**		1000	130	ug/L		08/05/11 08:05	08/16/11 15:41	1
Cobalt	5.0	U	5.0	1.7	ug/L		08/05/11 08:05	08/16/11 15:41	1
Chromium	5.0	U	5.0	2.2	ug/L		08/05/11 08:05	08/16/11 15:41	1
Copper	5.0	U	5.0	4.5	ug/L		08/05/11 08:05	08/16/11 15:41	1
Potassium	**1600**	**B**	1000	72	ug/L		08/05/11 08:05	08/16/11 15:41	1
Magnesium	**17000**		1000	34	ug/L		08/05/11 08:05	08/16/11 15:41	1
Manganese	**1900**		10	0.41	ug/L		08/05/11 08:05	08/16/11 15:41	1
Nickel	**4.9**	**J**	10	3.2	ug/L		08/05/11 08:05	08/16/11 15:41	1
Lead	3.0	U	3.0	1.9	ug/L		08/05/11 08:05	08/16/11 15:41	1
Selenium	5.0	U	5.0	4.1	ug/L		08/05/11 08:05	08/16/11 15:41	1
Vanadium	10	U	10	0.64	ug/L		08/05/11 08:05	08/16/11 15:41	1

Method: 6020 - Metals (ICP/MS) - Total Recoverable

Analyte	Result	Qualifier	RL	MDL	Unit	D	Prepared	Analyzed	Dil Fac
Aluminum	50	U	50	19	ug/L		08/05/11 08:05	08/23/11 22:24	1
Beryllium	1.0	U	1.0	0.20	ug/L		08/05/11 08:05	08/23/11 22:24	1
Cadmium	0.50	U	0.50	0.13	ug/L		08/05/11 08:05	08/23/11 22:24	1
Iron	**1600**		50	26	ug/L		08/05/11 08:05	08/23/11 22:24	1
Antimony	2.0	U	2.0	0.13	ug/L		08/05/11 08:05	08/23/11 22:24	1
Thallium	**0.23**	**J B**	1.0	0.14	ug/L		08/05/11 08:05	08/23/11 22:24	1
Zinc	10	U	10	2.3	ug/L		08/05/11 08:05	08/23/11 22:24	1
Sodium	**8300**	**B**	1000	6.9	ug/L		08/05/11 08:05	08/23/11 22:24	1

Method: 7470A - Mercury (CVAA)

Analyte	Result	Qualifier	RL	MDL	Unit	D	Prepared	Analyzed	Dil Fac
Mercury	0.20	U	0.20	0.12	ug/L		08/05/11 12:40	08/10/11 16:13	1

Client Sample ID: FWGLL12mw-243C-1793-GW

Date Collected: 08/03/11 11:08
Date Received: 08/04/11 07:00

Lab Sample ID: 240-2499-18
Matrix: Water

Method: 8260B - Volatile Organic Compounds (GC/MS)

Analyte	Result	Qualifier	RL	MDL	Unit	D	Prepared	Analyzed	Dil Fac
1,1,1-Trichloroethane	1.0	U	1.0	0.22	ug/L			08/16/11 13:32	1
1,1,2,2-Tetrachloroethane	1.0	U	1.0	0.18	ug/L			08/16/11 13:32	1

Client Sample ID: FWGLL12mw-243C-1793-GWi
Date Collected: 08/03/11 11:08 i
Date Received: 08/04/11 07:00 i

Lab Sample ID: 240-2499-18 i
Matr x: Water i

Method: 8260B - Volatile Organic Compounds (GC/MS) (Continued) i

Analytei	Resulti	Qualif er i	RLi	MDLi	Uniti	Di	Preparedi	Analyzedi	Dil Faci
1,1,2-Trichloroethanes	1.0s	Us	1.0s	0.27 s	ug/L s			08/16/11 13:32s	1s
1,1-Dichloroethanes	1.0s	Us	1.0s	0.15s	ug/L s			08/16/11 13:32s	1s
1,1-Dichloroethenes	1.0s	Us	1.0s	0.19s	ug/L s			08/16/11 13:32s	1s
1,2-Dichloroethanes	1.0s	Us	1.0s	0.22s	ug/L s			08/16/11 13:32s	1s
1,2-Dichloroethene, Totals	1.0s	Us	1.0s	0.34s	ug/L s			08/16/11 13:32s	1s
1,2-Dichloropropanes	1.0s	Us	1.0s	0.18 s	ug/L s			08/16/11 13:32s	1s
2-Hexanones	10s	Us	10s	0.41s	ug/L s			08/16/11 13:32s	1s
Bromochloromethanes	1.0s	Us	1.0s	0.29s	ug/L s			08/16/11 13:32s	1s
Acetones	10s	Us	10s	1.1s	ug/L s			08/16/11 13:32s	1s
Benzenes	1.0s	Us	1.0s	0.13 s	ug/L s			08/16/11 13:32s	1s
Bromoforms	1.0s	Us	1.0s	0.64s	ug/L s			08/16/11 13:32s	1s
Bromomethanes	1.0s	Us	1.0s	0.41s	ug/L s			08/16/11 13:32s	1s
Carbon disulfides	1.0s	Us	1.0s	0.13 s	ug/L s			08/16/11 13:32s	1s
Carbon tetrachlorides	1.0s	Us	1.0s	0.13 s	ug/L s			08/16/11 13:32s	1s
Chlorobenzenes	1.0s	Us	1.0s	0.15s	ug/L s			08/16/11 13:32s	1s
Chloroethanes	1.0s	Us	1.0s	0.29s	ug/L s			08/16/11 13:32s	1s
Chloroforms	1.0s	Us	1.0s	0.16 s	ug/L s			08/16/11 13:32s	1s
Chloromethanes	1.0s	Us	1.0s	0.30s	ug/L s			08/16/11 13:32s	1s
cis-1,2-Dichloroethenes	1.0s	Us	1.0s	0.17 s	ug/L s			08/16/11 13:32s	1s
cis-1,3-Dichloropropenes	1.0s	Us	1.0s	0.14s	ug/L s			08/16/11 13:32s	1s
Bromodichloromethanes	1.0s	Us	1.0s	0.15s	ug/L s			08/16/11 13:32s	1s
Ethylbenzenes	1.0s	Us	1.0s	0.17 s	ug/L s			08/16/11 13:32s	1s
1,2-Dibromoethanes	1.0s	Us	1.0s	0.24s	ug/L s			08/16/11 13:32s	1s
m-Xylene & p-Xylenes	2.0s	Us	2.0s	0.24s	ug/L s			08/16/11 13:32s	1s
2-Butanone (MEK)s	10s	Us	10s	0.57 s	ug/L s			08/16/11 13:32s	1s
4-Methyl-2-pentanone (MIBK)s	10s	Us	10s	0.32s	ug/L s			08/16/11 13:32s	1s
Methylene Chlorides	2.0s	Us	2.0s	0.33 s	ug/L s			08/16/11 13:32s	1s
o-Xylenes	1.0s	Us	1.0s	0.14s	ug/L s			08/16/11 13:32s	1s
Styrenes	1.0s	Us	1.0s	0.11s	ug/L s			08/16/11 13:32s	1s
Tetrachloroethenes	1.0s	Us	1.0s	0.29s	ug/L s			08/16/11 13:32s	1s
Toluenes	1.0s	Us	1.0s	0.13 s	ug/L s			08/16/11 13:32s	1s
trans-1,2-Dichloroethenes	1.0s	Us	1.0s	0.19s	ug/L s			08/16/11 13:32s	1s
trans-1,3-Dichloropropenes	1.0s	Us	1.0s	0.19s	ug/L s			08/16/11 13:32s	1s
Tr chloroethenei	**0.17 i**	**Ji**	1.0s	0.17 s	ug/L s			08/16/11 13:32s	1s
Vinyl chlorides	1.0s	Us	1.0s	0.22s	ug/L s			08/16/11 13:32s	1s
Xylenes, Totals	2.0s	Us	2.0s	0.28 s	ug/L s			08/16/11 13:32s	1s
Dibromochloromethanes	1.0s	Us	1.0s	0.18 s	ug/L s			08/16/11 13:32s	1s

Surrogatea	*% Recoverya*	*Qualifiera*	*Limitsa*	*Prepareda*	*Analyzeda*	*Dil Faca*
1,2-Dichloroethane-d4 (Surr)2	*952*		*50 - 1502*		*08/16/11 13:3 2*	*12*
4-Bromofluorobenzene (Surr)2	*1012*		*50 - 1502*		*08/16/11 13:3 2*	*12*
Toluene-d8 (Surr)2	*992*		*50 - 1502*		*08/16/11 13:3 2*	*12*
Dibromofluoromethane (Surr)2	*952*		*50 - 1502*		*08/16/11 13:3 2*	*12*

Method: 8270C - Semivolatile Organic Compounds (GC/MS) i

Analytei	Resulti	Qualif er i	RLi	MDLi	Uniti	Di	Preparedi	Analyzedi	Dil Faci
2,2'-oxybis[1-chloropropane] s	1.1s	Us	1.1s	0.43 s	ug/L s		08/05/11 09:02s	08/18/11 17:41s	1s
2,4,5-Trichlorophenols	5.4s	Us	5.4s	0.32s	ug/L s		08/05/11 09:02s	08/18/11 17:41s	1s
2,4,6-Trichlorophenols	5.4s	Us	5.4s	0.86 s	ug/L s		08/05/11 09:02s	08/18/11 17:41s	1s
2,4-Dichlorophenols	2.2s	Us	2.2s	0.86 s	ug/L s		08/05/11 09:02s	08/18/11 17:41s	1s
2,4-Dimethylphenols	2.2s	Us	2.2s	0.86 s	ug/L s		08/05/11 09:02s	08/18/11 17:41s	1s

Client Sample ID: FWGLL12mw-243C-1793-GWi
Date Collected: 08/03/11 11:08 i
Date Received: 08/04/11 07:00 i

Lab Sample ID: 240-2499-18 i
Matr x: Water i

Method: 8270C - Semivolatile Organic Compounds (GC/MS) (Continued) i

Analytei	Resulti	Qualif er i	RL i	MDL i	Uniti	Di	Prepared i	Analyzed i	Dil Fac i
2,4-Dinitrophenols	5.4s	Us	5.4s	2.6 s	ug/L s		08/05/11 09:02s	08/18/11 17:41s	1s
2,4-Dinitrotoluenes	5.4s	Us	5.4s	0.29s	ug/L s		08/05/11 09:02s	08/18/11 17:41s	1s
2,6-Dinitrotoluenes	5.4s	Us	5.4s	0.86 s	ug/L s		08/05/11 09:02s	08/18/11 17:41s	1s
2-Chloronaphthalenes	1.1s	Us	1.1s	0.11s	ug/L s		08/05/11 09:02s	08/18/11 17:41s	1s
2-Chlorophenols	1.1s	Us	1.1s	0.31s	ug/L s		08/05/11 09:02s	08/18/11 17:41s	1s
Benzoic acid s	11s	Us	11s	11s	ug/L s		08/05/11 09:02s	08/18/11 17:41s	1s
2-Methylnaphthalenes	0.22s	Us	0.22s	0.11s	ug/L s		08/05/11 09:02s	08/18/11 17:41s	1s
2-Methylphenols	1.1s	Us	1.1s	0.86 s	ug/L s		08/05/11 09:02s	08/18/11 17:41s	1s
2-Nitroanilines	2.2s	Us	2.2s	0.86 s	ug/L s		08/05/11 09:02s	08/18/11 17:41s	1s
Benzyl alcohols	5.4s	Us	5.4s	0.41s	ug/L s		08/05/11 09:02s	08/18/11 17:41s	1s
2-Nitrophenols	2.2s	Us	2.2s	0.30s	ug/L s		08/05/11 09:02s	08/18/11 17:41s	1s
3,3'-Dichlorobenzidines	5.4s	Us	5.4s	0.40s	ug/L s		08/05/11 09:02s	08/18/11 17:41s	1s
3-Nitroanilines	2.2s	Us	2.2s	0.30s	ug/L s		08/05/11 09:02s	08/18/11 17:41s	1s
4,6-Dinitro-2-methylphenols	5.4s	Us	5.4s	2.6 s	ug/L s		08/05/11 09:02s	08/18/11 17:41s	1s
4-Bromophenyl phenyl ethers	2.2s	Us	2.2s	0.86 s	ug/L s		08/05/11 09:02s	08/18/11 17:41s	1s
4-Chloro-3-methylphenols	2.2s	Us	2.2s	0.86 s	ug/L s		08/05/11 09:02s	08/18/11 17:41s	1s
4-Chloroanilines	2.2s	Us	2.2s	0.86 s	ug/L s		08/05/11 09:02s	08/18/11 17:41s	1s
4-Chlorophenyl phenyl ethers	2.2s	Us	2.2s	0.32s	ug/L s		08/05/11 09:02s	08/18/11 17:41s	1s
4-Nitroanilines	2.2s	Us	2.2s	0.86 s	ug/L s		08/05/11 09:02s	08/18/11 17:41s	1s
4-Nitrophenols	5.4s	Us	5.4s	2.6 s	ug/L s		08/05/11 09:02s	08/18/11 17:41s	1s
Acenaphthenes	0.22s	Us	0.22s	0.11s	ug/L s		08/05/11 09:02s	08/18/11 17:41s	1s
Acenaphthylenes	0.22s	Us	0.22s	0.11s	ug/L s		08/05/11 09:02s	08/18/11 17:41s	1s
Anthracenes	0.22s	Us	0.22s	0.11s	ug/L s		08/05/11 09:02s	08/18/11 17:41s	1s
Benzo[a]anthracenes	0.22s	Us	0.22s	0.11s	ug/L s		08/05/11 09:02s	08/18/11 17:41s	1s
Benzo[a]pyrenes	0.22s	Us	0.22s	0.11s	ug/L s		08/05/11 09:02s	08/18/11 17:41s	1s
Benzo[b]fluoranthenes	0.22s	Us	0.22s	0.11s	ug/L s		08/05/11 09:02s	08/18/11 17:41s	1s
Benzo[g,h,i]perylenes	0.22s	Us	0.22s	0.11s	ug/L s		08/05/11 09:02s	08/18/11 17:41s	1s
Benzo[k]fluoranthenes	0.22s	Us	0.22s	0.11s	ug/L s		08/05/11 09:02s	08/18/11 17:41s	1s
Bis(2-chloroethoxy)methanes	1.1s	Us	1.1s	0.34s	ug/L s		08/05/11 09:02s	08/18/11 17:41s	1s
Bis(2-chloroethyl)ethers	1.1s	Us	1.1s	0.11s	ug/L s		08/05/11 09:02s	08/18/11 17:41s	1s
Bis(2-ethylhexyl) phthalatei	**1.9 i**	**Ji**	11s	0.86 s	ug/L s		08/05/11 09:02s	08/18/11 17:41s	1s
Butyl benzyl phthalates	1.1s	Us	1.1s	0.86 s	ug/L s		08/05/11 09:02s	08/18/11 17:41s	1s
Carbazoles	1.1s	Us	1.1s	0.30s	ug/L s		08/05/11 09:02s	08/18/11 17:41s	1s
1,2-Dichlorobenzenes	1.1s	Us	1.1s	0.31s	ug/L s		08/05/11 09:02s	08/18/11 17:41s	1s
Chrysenes	0.22s	Us	0.22s	0.11s	ug/L s		08/05/11 09:02s	08/18/11 17:41s	1s
1,3-Dichlorobenzenes	1.1s	Us	1.1s	0.86 s	ug/L s		08/05/11 09:02s	08/18/11 17:41s	1s
Dibenz(a,h)anthracenes	0.22s	Us	0.22s	0.11s	ug/L s		08/05/11 09:02s	08/18/11 17:41s	1s
1,4-Dichlorobenzenes	1.1s	Us	1.1s	0.37 s	ug/L s		08/05/11 09:02s	08/18/11 17:41s	1s
Dibenzofurans	1.1s	Us	1.1s	0.11s	ug/L s		08/05/11 09:02s	08/18/11 17:41s	1s
Diethyl phthalates	1.1s	Us	1.1s	0.65s	ug/L s		08/05/11 09:02s	08/18/11 17:41s	1s
Dimethyl phthalates	1.1s	Us	1.1s	0.31s	ug/L s		08/05/11 09:02s	08/18/11 17:41s	1s
Di-n-butyl phthalates	1.1s	Us	1.1s	0.72s	ug/L s		08/05/11 09:02s	08/18/11 17:41s	1s
Di-n-octyl phthalates	1.1s	Us	1.1s	0.86 s	ug/L s		08/05/11 09:02s	08/18/11 17:41s	1s
Fluoranthenes	0.22s	Us	0.22s	0.11s	ug/L s		08/05/11 09:02s	08/18/11 17:41s	1s
Fluorenes	0.22s	Us	0.22s	0.11s	ug/L s		08/05/11 09:02s	08/18/11 17:41s	1s
Hexachlorobenzenes	0.22s	Us	0.22s	0.11s	ug/L s		08/05/11 09:02s	08/18/11 17:41s	1s
Hexachlorobutadienes	1.1s	Us	1.1s	0.29s	ug/L s		08/05/11 09:02s	08/18/11 17:41s	1s
Hexachlorocyclopentadienes	11s	Us	11s	0.86 s	ug/L s		08/05/11 09:02s	08/18/11 17:41s	1s
Hexachloroethanes	1.1s	Us	1.1s	0.86 s	ug/L s		08/05/11 09:02s	08/18/11 17:41s	1s
Indeno[1,2,3-cd]pyrenes	0.22s	Us	0.22s	0.11s	ug/L s		08/05/11 09:02s	08/18/11 17:41s	1s

Client Sample ID: FWGLL12mw-243C-1793-GWi
Date Collected: 08/03/11 11:08 i
Date Received: 08/04/11 07:00 i

Lab Sample ID: 240-2499-18 i
Matr x: Water i

Method: 8270C - Semivolatile Organic Compounds (GC/MS) (Continued) i

Analytei	Resulti	Qualif er i	RL i	MDL i	Uniti	Di	Prepared i	Analyzed i	Dil Fac i
Isophorones	1.1s	Us	1.1s	0.29s	ug/L s		08/05/11 09:02s	08/18/11 17:41s	1s
Naphthalenes	0.22s	Us	0.22s	0.11s	ug/L s		08/05/11 09:02s	08/18/11 17:41s	1s
Nitrobenzenes	1.1s	Us	1.1s	0.043 s	ug/L s		08/05/11 09:02s	08/18/11 17:41s	1s
N-Nitrosodi-n-propylamines	1.1s	Us	1.1s	0.86 s	ug/L s		08/05/11 09:02s	08/18/11 17:41s	1s
N-Nitrosodiphenylamines	1.1s	Us	1.1s	0.33 s	ug/L s		08/05/11 09:02s	08/18/11 17:41s	1s
Pentachlorophenols	5.4s	Us	5.4s	2.6 s	ug/L s		08/05/11 09:02s	08/18/11 17:41s	1s
Phenols	1.1s	Us	1.1s	0.65s	ug/L s		08/05/11 09:02s	08/18/11 17:41s	1s
Phenanthrenes	0.22s	Us	0.22s	0.11s	ug/L s		08/05/11 09:02s	08/18/11 17:41s	1s
Pyrenes	0.22s	Us	0.22s	0.11s	ug/L s		08/05/11 09:02s	08/18/11 17:41s	1s
3 & 4 Methylphenols	1.1s	Us	1.1s	0.81s	ug/L s		08/05/11 09:02s	08/18/11 17:41s	1s
1,2,4-Trichlorobenzenes	1.1s	Us	1.1s	0.30s	ug/L s		08/05/11 09:02s	08/18/11 17:41s	1s

Surrogatea	*% Recoverya*	*Qualifiera*	*Limitsa*	*Prepareda*	*Analyzeda*	*Dil Faca*
-Fluorobiphenyl (Surr)2	*52*		*50 - 1502*	*08/05/11 09:02*	*08/18/11 17:412*	*12*
-Fluorophenol (Surr)2	*772*		*50 - 1502*	*08/05/11 09:02*	*08/18/11 17:412*	*12*
,4,6-Tribromophenol (Surr)2	*872*		*50 - 1502*	*08/05/11 09:02*	*08/18/11 17:412*	*12*
Nitrobenzene-d5 (Surr)2	*542*		*50 - 1502*	*08/05/11 09:02*	*08/18/11 17:412*	*12*
Phenol-d5 (Surr)2	*83 2*		*50 - 1502*	*08/05/11 09:02*	*08/18/11 17:412*	*12*
Terphenyl-d14 (Surr)2	*602*		*50 - 1502*	*08/05/11 09:02*	*08/18/11 17:412*	*12*

Method: 8081A - Organochlor ne Pestic des (GC) i

Analytei	Resulti	Qualif er i	RL i	MDL i	Uniti	Di	Prepared i	Analyzed i	Dil Fac i
Aldrins	0.032s	Us	0.032s	0.0088 s	ug/L s		08/06/11 08:35s	08/25/11 22:44s	1s
alpha-BHCi	**0.017 i**	**Ji**	0.032s	0.0075s	ug/L s		08/06/11 08:35s	08/25/11 22:44s	1s
alpha-Chlordanes	0.032s	Us	0.032s	0.015s	ug/L s		08/06/11 08:35s	08/25/11 22:44s	1s
beta-BHCs	0.032s	Us	0.032s	0.0090s	ug/L s		08/06/11 08:35s	08/25/11 22:44s	1s
4,4'-DDD	0.032s	Us	0.032s	0.010s	ug/L s		08/06/11 08:35s	08/25/11 22:44s	1s
4,4'-DDEs	0.032s	Us	0.032s	0.010s	ug/L s		08/06/11 08:35s	08/25/11 22:44s	1s
4,4'-DDTs	0.032s	Us	0.032s	0.017 s	ug/L s		08/06/11 08:35s	08/25/11 22:44s	1s
delta-BHCs	0.032s	Us	0.032s	0.0094s	ug/L s		08/06/11 08:35s	08/25/11 22:44s	1s
Dieldrins	0.032s	Us	0.032s	0.0081s	ug/L s		08/06/11 08:35s	08/25/11 22:44s	1s
Endosulfan Is	0.027 s	Us	0.027 s	0.014s	ug/L s		08/06/11 08:35s	08/25/11 22:44s	1s
Endosulfan IIs	0.027 s	Us	0.027 s	0.013 s	ug/L s		08/06/11 08:35s	08/25/11 22:44s	1s
Endosulfan sulfates	0.032s	Us	0.032s	0.012s	ug/L s		08/06/11 08:35s	08/25/11 22:44s	1s
Endrins	0.032s	Us	0.032s	0.012s	ug/L s		08/06/11 08:35s	08/25/11 22:44s	1s
Endrin aldehydes	0.032s	Us	0.032s	0.012s	ug/L s		08/06/11 08:35s	08/25/11 22:44s	1s
Endrin ketones	0.032s	Us	0.032s	0.0084s	ug/L s		08/06/11 08:35s	08/25/11 22:44s	1s
gamma-BHC (Lindane)s	0.032s	Us	0.032s	0.0069s	ug/L s		08/06/11 08:35s	08/25/11 22:44s	1s
gamma-Chlordanes	0.032s	Us	0.032s	0.013 s	ug/L s		08/06/11 08:35s	08/25/11 22:44s	1s
Heptachlors	0.032s	Us	0.032s	0.0086 s	ug/L s		08/06/11 08:35s	08/25/11 22:44s	1s
Heptachlor epoxides	0.032s	Us	0.032s	0.0076 s	ug/L s		08/06/11 08:35s	08/25/11 22:44s	1s
Methoxychlors	0.11s	Us	0.11s	0.034s	ug/L s		08/06/11 08:35s	08/25/11 22:44s	1s
Toxaphenes	2.2s	Us	2.2s	0.34s	ug/L s		08/06/11 08:35s	08/25/11 22:44s	1s

Surrogatea	*% Recoverya*	*Qualifiera*	*Limitsa*	*Prepareda*	*Analyzeda*	*Dil Faca*
DCB Decachlorobiphenyl2	*412*	*X2*	*50 - 1502*	*08/06/11 08:352*	*08/25/11 2 :442*	*12*
DCB Decachlorobiphenyl2	*402*	*X2*	*50 - 1502*	*08/06/11 08:352*	*08/25/11 2 :442*	*12*
Tetrachloro-m-xylene2	*802*		*50 - 1502*	*08/06/11 08:352*	*08/25/11 2 :442*	*12*
Tetrachloro-m-xylene2	*752*		*50 - 1502*	*08/06/11 08:352*	*08/25/11 2 :442*	*12*

Client Sample ID: FWGLL12mw-243C-1793-GWi
Date Collected: 08/03/11 11:08 i
Date Received: 08/04/11 07:00 i

Lab Sample ID: 240-2499-18 i
Matrix: Water i

Method: 8082 - Polychlorinated Biphenyls (PCBs) by Gas Chromatography i

Analytei	Resulti	Qualifier i	RLi	MDLi	Uniti	Di	Preparedi	Analyzedi	Dil Faci
Aroclor-1016s	0.54s	Us	0.54s	0.18s	ug/Ls		08/06/11 08:41s	08/18/11 00:29s	1s
Aroclor-1221s	0.54s	Us	0.54s	0.14s	ug/Ls		08/06/11 08:41s	08/18/11 00:29s	1s
Aroclor-1232s	0.54s	Us	0.54s	0.17s	ug/Ls		08/06/11 08:41s	08/18/11 00:29s	1s
Aroclor-1242s	0.54s	Us	0.54s	0.24s	ug/Ls		08/06/11 08:41s	08/18/11 00:29s	1s
Aroclor-1248s	0.54s	Us	0.54s	0.11s	ug/Ls		08/06/11 08:41s	08/18/11 00:29s	1s
Aroclor-1254s	0.54s	Us	0.54s	0.17s	ug/Ls		08/06/11 08:41s	08/18/11 00:29s	1s
Aroclor-1260s	0.54s	Us	0.54s	0.18s	ug/Ls		08/06/11 08:41s	08/18/11 00:29s	1s

Surrogatea	*% Recoverya*	*Qualifiera*	*Limitsa*	*Prepareda*	*Analyzeda*	*Dil Faca*
Tetrachloro-m-xylene2	*108 2*		*50 - 150 2*	*08/06/11 08:41 2*	*08/18/11 00:29 2*	*1 2*
Tetrachloro-m-xylene2	*85 2*		*50 - 150 2*	*08/06/11 08:41 2*	*08/18/11 00:29 2*	*1 2*
DCB Decachlorobiphenyl2	*39 2*	*X2*	*50 - 150 2*	*08/06/11 08:41 2*	*08/18/11 00:29 2*	*1 2*
DCB Decachlorobiphenyl2	*33 2*	*X2*	*50 - 150 2*	*08/06/11 08:41 2*	*08/18/11 00:29 2*	*1 2*

Method: 8330 (Modified) - Organic Compounds by UV/HPLC - Dissolved i

Analytei	Resulti	Qualifier i	RLi	MDLi	Uniti	Di	Preparedi	Analyzedi	Dil Faci
Nitroguanidines	20s	Us	20s	2.4s	ug/Ls		08/15/11 13:20s	08/17/11 17:24s	1s

Method: 8330/8330A - Nitroaromatics & Nitramines: Explosives (8330/A) i

Analytei	Resulti	Qualifier i	RLi	MDLi	Uniti	Di	Preparedi	Analyzedi	Dil Faci
1,3,5-Trinitrobenzenes	0.11s	Us	0.11s	0.032s	ug/Ls		08/10/11 08:30s	08/17/11 04:15s	1.08s
1,3-Dinitrobenzenes	0.11s	Us	0.11s	0.054s	ug/Ls		08/10/11 08:30s	08/17/11 04:15s	1.08s
2-Amino-4,6-dinitrotoluenes	0.11s	Us	0.11s	0.11s	ug/Ls		08/10/11 08:30s	08/17/11 04:15s	1.08s
2,4,6-Trinitrotoluenes	0.11s	Us	0.11s	0.054s	ug/Ls		08/10/11 08:30s	08/17/11 04:15s	1.08s
2,4-Dinitrotoluenes	0.11s	Us	0.11s	0.054s	ug/Ls		08/10/11 08:30s	08/17/11 04:15s	1.08s
2,6-Dinitrotoluenes	0.11s	Us	0.11s	0.054s	ug/Ls		08/10/11 08:30s	08/17/11 04:15s	1.08s
2-Nitrotoluenes	0.54s	Us	0.54s	0.095s	ug/Ls		08/10/11 08:30s	08/17/11 04:15s	1.08s
3-Nitrotoluenes	0.54s	Us	0.54s	0.062s	ug/Ls		08/10/11 08:30s	08/17/11 04:15s	1.08s
4-Amino-2,6-dinitrotoluenes	0.11s	Us	0.11s	0.054s	ug/Ls		08/10/11 08:30s	08/17/11 04:15s	1.08s
4-Nitrotoluenes	0.54s	Us	0.54s	0.095s	ug/Ls		08/10/11 08:30s	08/17/11 04:15s	1.08s
HMXs	0.11s	Us	0.11s	0.039s	ug/Ls		08/10/11 08:30s	08/17/11 04:15s	1.08s
Nitrobenzenes	0.11s	Us	0.11s	0.054s	ug/Ls		08/10/11 08:30s	08/17/11 04:15s	1.08s
Nitroglycerins	0.70s	Us	0.70s	0.36s	ug/Ls		08/10/11 08:30s	08/17/11 04:15s	1.08s
RDXs	0.11s	Us	0.11s	0.039s	ug/Ls		08/10/11 08:30s	08/17/11 04:15s	1.08s
PETNs	0.70s	Us	0.70s	0.32s	ug/Ls		08/10/11 08:30s	08/17/11 04:15s	1.08s
Tetryls	0.11s	Us	0.11s	0.054s	ug/Ls		08/10/11 08:30s	08/17/11 04:15s	1.08s

Surrogatea	*% Recoverya*	*Qualifiera*	*Limitsa*	*Prepareda*	*Analyzeda*	*Dil Faca*
3,4-Dinitrotoluene2	*89 2*		*50 - 150 2*	*08/10/11 08:30 2*	*08/17/11 04:15 2*	*1.08 2*

General Chemistry i

Analytei	Resulti	Qualifier i	RLi	MDLi	Uniti	Di	Preparedi	Analyzedi	Dil Faci
Nitrate-Nitrite i	0.13 i		0.10s	0.0053s	mg/Ls		08/18/11 00:00s	08/18/11 11:02s	1s
Nitrocelluloses	2.0s	Us	2.0s	0.48s	mg/Ls		08/17/11 09:00s	08/18/11 12:47s	1s

Client Sample ID: FWGLL12mw-243C-1793-GF i

Date Collected: 08/03/11 11:08 i
Date Received: 08/04/11 07:00 i

Lab Sample ID: 240-2499-19 i
Matr x: Water i

Method: 6010B - Metals (ICP) - Total Recoverablei

Analytei	Resulti	Qualif er i	RL i	MDL i	Uniti	Di	Prepared i	Analyzed i	Dil Fac i
Silvers	5.0s	Us	5.0s	2.2s	ug/L s		08/05/11 08:05s	08/16/11 15:47 s	1s
Arsenic i	15 i		5.0s	3.2s	ug/L s		08/05/11 08:05s	08/16/11 15:47 s	1s
Bar umi	21 i		10s	0.67 s	ug/L s		08/05/11 08:05s	08/16/11 15:47 s	1s
Calc umi	120000 i		1000s	130s	ug/L s		08/05/11 08:05s	08/16/11 15:47 s	1s
Cobalts	5.0s	Us	5.0s	1.7 s	ug/L s		08/05/11 08:05s	08/16/11 15:47 s	1s
Chromiums	5.0s	Us	5.0s	2.2s	ug/L s		08/05/11 08:05s	08/16/11 15:47 s	1s
Coppers	5.0s	Us	5.0s	4.5s	ug/L s		08/05/11 08:05s	08/16/11 15:47 s	1s
Potassiumi	2600 i	Bi	1000s	72s	ug/L s		08/05/11 08:05s	08/16/11 15:47 s	1s
Magnesiumi	83000 i		1000s	34s	ug/L s		08/05/11 08:05s	08/16/11 15:47 s	1s
Manganesei	670 i		10s	0.41s	ug/L s		08/05/11 08:05s	08/16/11 15:47 s	1s
Nickeli	3.4 i	Ji	10s	3.2s	ug/L s		08/05/11 08:05s	08/16/11 15:47 s	1s
Lead s	3.0s	Us	3.0s	1.9s	ug/L s		08/05/11 08:05s	08/16/11 15:47 s	1s
Seleniums	5.0s	Us	5.0s	4.1s	ug/L s		08/05/11 08:05s	08/16/11 15:47 s	1s
Vanadiums	10s	Us	10s	0.64s	ug/L s		08/05/11 08:05s	08/16/11 15:47 s	1s

Method: 6020 - Metals (ICP/MS) - Total Recoverablei

Analytei	Resulti	Qualif er i	RL i	MDL i	Uniti	Di	Prepared i	Analyzed i	Dil Fac i
Aluminumi	150 i		50s	19s	ug/L s		08/05/11 08:05s	08/23/11 22:41s	1s
Berylliums	1.0s	Us	1.0s	0.20s	ug/L s		08/05/11 08:05s	08/23/11 22:41s	1s
Cadmiums	0.50s	Us	0.50s	0.13 s	ug/L s		08/05/11 08:05s	08/23/11 22:41s	1s
Ironi	1100 i		50s	26 s	ug/L s		08/05/11 08:05s	08/23/11 22:41s	1s
Antimony i	0.25 i	Ji	2.0s	0.13 s	ug/L s		08/05/11 08:05s	08/23/11 22:41s	1s
Thalliumi	0.32 i	J Bi	1.0s	0.14s	ug/L s		08/05/11 08:05s	08/23/11 22:41s	1s
Z nc i	2.8 i	Ji	10s	2.3 s	ug/L s		08/05/11 08:05s	08/23/11 22:41s	1s
Sod iumi	22000 i	Bi	1000s	6.9s	ug/L s		08/05/11 08:05s	08/23/11 22:41s	1s

Method: 7470A - Mercury (CVAA) i

Analytei	Resulti	Qualif er i	RL i	MDL i	Uniti	Di	Prepared i	Analyzed i	Dil Fac i
Mercurys	0.20s	Us	0.20s	0.12s	ug/L s		08/05/11 12:40s	08/10/11 16:14s	1s

General Chemistry - Dissolved i

Analytei	Resulti	Qualif er i	RL i	MDL i	Uniti	Di	Prepared i	Analyzed i	Dil Fac i
Hexavalent chromiums	0.020s	Us	0.020s	0.0020s	mg/L s			08/04/11 10:09s	1s

Client Sample ID: FWGLL12mw-187C-1789-GWi

Date Collected: 08/03/11 12:28 i
Date Received: 08/04/11 07:00 i

Lab Sample ID: 240-2499-20 i
Matr x: Water i

Method: 8260B - Volatile Organic Compounds (GC/MS) i

Analytei	Resulti	Qualif er i	RL i	MDL i	Uniti	Di	Prepared i	Analyzed i	Dil Fac i
1,1,1-Trichloroethanes	1.0s	Us	1.0s	0.22s	ug/L s			08/16/11 13:54s	1s
1,1,2,2-Tetrachloroethanes	1.0s	Us	1.0s	0.18 s	ug/L s			08/16/11 13:54s	1s
1,1,2-Trichloroethanes	1.0s	Us	1.0s	0.27 s	ug/L s			08/16/11 13:54s	1s
1,1-Dichloroethanes	1.0s	Us	1.0s	0.15s	ug/L s			08/16/11 13:54s	1s
1,1-Dichloroethenes	1.0s	Us	1.0s	0.19s	ug/L s			08/16/11 13:54s	1s
1,2-Dichloroethanes	1.0s	Us	1.0s	0.22s	ug/L s			08/16/11 13:54s	1s
1,2-Dichloroethene, Totals	1.0s	Us	1.0s	0.34s	ug/L s			08/16/11 13:54s	1s
1,2-Dichloropropanes	1.0s	Us	1.0s	0.18 s	ug/L s			08/16/11 13:54s	1s
2-Hexanones	10s	Us	10s	0.41s	ug/L s			08/16/11 13:54s	1s
Bromochloromethanes	1.0s	Us	1.0s	0.29s	ug/L s			08/16/11 13:54s	1s

Client Sample ID: FWGLL12mw-187C-1789-GWi
Date Collected: 08/03/11 12:28 i
Date Received: 08/04/11 07:00 i

Lab Sample ID: 240-2499-20 i
Matr x: Water i

Method: 8260B - Volatile Organic Compounds (GC/MS) (Continued) i

Analytei	Resulti	Qualif er i	RLi	MDLi	Uniti	Di	Preparedi	Analyzedi	Dil Faci
Acetones	10s	Us	10s	1.1s	ug/L s			08/16/11 13:54s	1s
Benzenes	1.0s	Us	1.0s	0.13 s	ug/L s			08/16/11 13:54s	1s
Bromoforms	1.0s	Us	1.0s	0.64s	ug/L s			08/16/11 13:54s	1s
Bromomethanes	1.0s	Us	1.0s	0.41s	ug/L s			08/16/11 13:54s	1s
Carbon disulfides	1.0s	Us	1.0s	0.13 s	ug/L s			08/16/11 13:54s	1s
Carbon tetrachlorides	1.0s	Us	1.0s	0.13 s	ug/L s			08/16/11 13:54s	1s
Chlorobenzenes	1.0s	Us	1.0s	0.15s	ug/L s			08/16/11 13:54s	1s
Chloroethanes	1.0s	Us	1.0s	0.29s	ug/L s			08/16/11 13:54s	1s
Chloroforms	1.0s	Us	1.0s	0.16 s	ug/L s			08/16/11 13:54s	1s
Chloromethanes	1.0s	Us	1.0s	0.30s	ug/L s			08/16/11 13:54s	1s
cis-1,2-Dichloroethenes	1.0s	Us	1.0s	0.17 s	ug/L s			08/16/11 13:54s	1s
cis-1,3-Dichloropropenes	1.0s	Us	1.0s	0.14s	ug/L s			08/16/11 13:54s	1s
Bromodichloromethanes	1.0s	Us	1.0s	0.15s	ug/L s			08/16/11 13:54s	1s
Ethylbenzenes	1.0s	Us	1.0s	0.17 s	ug/L s			08/16/11 13:54s	1s
1,2-Dibromoethanes	1.0s	Us	1.0s	0.24s	ug/L s			08/16/11 13:54s	1s
m-Xylene & p-Xylenes	2.0s	Us	2.0s	0.24s	ug/L s			08/16/11 13:54s	1s
2-Butanone (MEK)s	10s	Us	10s	0.57 s	ug/L s			08/16/11 13:54s	1s
4-Methyl-2-pentanone (MIBK)s	10s	Us	10s	0.32s	ug/L s			08/16/11 13:54s	1s
Methylene Chlorides	2.0s	Us	2.0s	0.33 s	ug/L s			08/16/11 13:54s	1s
o-Xylenes	1.0s	Us	1.0s	0.14s	ug/L s			08/16/11 13:54s	1s
Styrenes	1.0s	Us	1.0s	0.11s	ug/L s			08/16/11 13:54s	1s
Tetrachloroethenes	1.0s	Us	1.0s	0.29s	ug/L s			08/16/11 13:54s	1s
Toluenes	1.0s	Us	1.0s	0.13 s	ug/L s			08/16/11 13:54s	1s
trans-1,2-Dichloroethenes	1.0s	Us	1.0s	0.19s	ug/L s			08/16/11 13:54s	1s
trans-1,3-Dichloropropenes	1.0s	Us	1.0s	0.19s	ug/L s			08/16/11 13:54s	1s
Trichloroethenes	1.0s	Us	1.0s	0.17 s	ug/L s			08/16/11 13:54s	1s
Vinyl chlorides	1.0s	Us	1.0s	0.22s	ug/L s			08/16/11 13:54s	1s
Xylenes, Totals	2.0s	Us	2.0s	0.28 s	ug/L s			08/16/11 13:54s	1s
Dibromochloromethanes	1.0s	Us	1.0s	0.18 s	ug/L s			08/16/11 13:54s	1s

Surrogatea	*% Recoverya*	*Qualifiera*	*Limitsa*	*Prepareda*	*Analyzeda*	*Dil Faca*
1,2-Dichloroethane-d4 (Surr)2	*972*		*50 - 1502*		*08/16/11 13:542*	*12*
4-Bromofluorobenzene (Surr)2	*102*		*50 - 1502*		*08/16/11 13:542*	*12*
Toluene-d8 (Surr)2	*1012*		*50 - 1502*		*08/16/11 13:542*	*12*
Dibromofluoromethane (Surr)2	*972*		*50 - 1502*		*08/16/11 13:542*	*12*

Method: 8270C - Semivolatile Organic Compounds (GC/MS) i

Analytei	Resulti	Qualif er i	RLi	MDLi	Uniti	Di	Preparedi	Analyzedi	Dil Faci
2,2'-oxybis[1-chloropropane] s	1.0s	Us	1.0s	0.40s	ug/L s		08/05/11 09:02s	08/18/11 16:27 s	1s
2,4,5-Trichlorophenols	5.0s	Us	5.0s	0.30s	ug/L s		08/05/11 09:02s	08/18/11 16:27 s	1s
2,4,6-Trichlorophenols	5.0s	Us	5.0s	0.80s	ug/L s		08/05/11 09:02s	08/18/11 16:27 s	1s
2,4-Dichlorophenols	2.0s	Us	2.0s	0.80s	ug/L s		08/05/11 09:02s	08/18/11 16:27 s	1s
2,4-Dimethylphenols	2.0s	Us	2.0s	0.80s	ug/L s		08/05/11 09:02s	08/18/11 16:27 s	1s
2,4-Dinitrophenols	5.0s	Us	5.0s	2.4s	ug/L s		08/05/11 09:02s	08/18/11 16:27 s	1s
2,4-Dinitrotoluenes	5.0s	Us	5.0s	0.27 s	ug/L s		08/05/11 09:02s	08/18/11 16:27 s	1s
2,6-Dinitrotoluenes	5.0s	Us	5.0s	0.80s	ug/L s		08/05/11 09:02s	08/18/11 16:27 s	1s
2-Chloronaphthalenes	1.0s	Us	1.0s	0.10s	ug/L s		08/05/11 09:02s	08/18/11 16:27 s	1s
2-Chlorophenols	1.0s	Us	1.0s	0.29s	ug/L s		08/05/11 09:02s	08/18/11 16:27 s	1s
Benzoic acid s	10s	Us	10s	10s	ug/L s		08/05/11 09:02s	08/18/11 16:27 s	1s
2-Methylnaphthalenes	0.20s	Us	0.20s	0.10s	ug/L s		08/05/11 09:02s	08/18/11 16:27 s	1s
2-Methylphenols	1.0s	Us	1.0s	0.80s	ug/L s		08/05/11 09:02s	08/18/11 16:27 s	1s

Client Sample ID: FWGLL12mw-187C-1789-GWi
Date Collected: 08/03/11 12:28 i
Date Received: 08/04/11 07:00 i

Lab Sample ID: 240-2499-20 i
Matr x: Water i

Method: 8270C - Semivolatile Organic Compounds (GC/MS) (Continued) i

Analytei	Resulti	Qualif er i	RL i	MDL i	Uniti	Di	Prepared i	Analyzed i	Dil Fac i
2-Nitroanilines	2.0s	Us	2.0s	0.80s	ug/L s		08/05/11 09:02s	08/18/11 16:27 s	1s
Benzyl alcohols	5.0s	Us	5.0s	0.38 s	ug/L s		08/05/11 09:02s	08/18/11 16:27 s	1s
2-Nitrophenols	2.0s	Us	2.0s	0.28 s	ug/L s		08/05/11 09:02s	08/18/11 16:27 s	1s
3,3'-Dichlorobenzidines	5.0s	Us	5.0s	0.37 s	ug/L s		08/05/11 09:02s	08/18/11 16:27 s	1s
3-Nitroanilines	2.0s	Us	2.0s	0.28 s	ug/L s		08/05/11 09:02s	08/18/11 16:27 s	1s
4,6-Dinitro-2-methylphenols	5.0s	Us	5.0s	2.4s	ug/L s		08/05/11 09:02s	08/18/11 16:27 s	1s
4-Bromophenyl phenyl ethers	2.0s	Us	2.0s	0.80s	ug/L s		08/05/11 09:02s	08/18/11 16:27 s	1s
4-Chloro-3-methylphenols	2.0s	Us	2.0s	0.80s	ug/L s		08/05/11 09:02s	08/18/11 16:27 s	1s
4-Chloroanilines	2.0s	Us	2.0s	0.80s	ug/L s		08/05/11 09:02s	08/18/11 16:27 s	1s
4-Chlorophenyl phenyl ethers	2.0s	Us	2.0s	0.30s	ug/L s		08/05/11 09:02s	08/18/11 16:27 s	1s
4-Nitroanilines	2.0s	Us	2.0s	0.80s	ug/L s		08/05/11 09:02s	08/18/11 16:27 s	1s
4-Nitrophenols	5.0s	Us	5.0s	2.4s	ug/L s		08/05/11 09:02s	08/18/11 16:27 s	1s
Acenaphthenes	0.20s	Us	0.20s	0.10s	ug/L s		08/05/11 09:02s	08/18/11 16:27 s	1s
Acenaphthylenes	0.20s	Us	0.20s	0.10s	ug/L s		08/05/11 09:02s	08/18/11 16:27 s	1s
Anthracenes	0.20s	Us	0.20s	0.10s	ug/L s		08/05/11 09:02s	08/18/11 16:27 s	1s
Benzo[a]anthracenes	0.20s	Us	0.20s	0.10s	ug/L s		08/05/11 09:02s	08/18/11 16:27 s	1s
Benzo[a]pyrenes	0.20s	Us	0.20s	0.10s	ug/L s		08/05/11 09:02s	08/18/11 16:27 s	1s
Benzo[b]fluoranthenes	0.20s	Us	0.20s	0.10s	ug/L s		08/05/11 09:02s	08/18/11 16:27 s	1s
Benzo[g,h,i]perylenes	0.20s	Us	0.20s	0.10s	ug/L s		08/05/11 09:02s	08/18/11 16:27 s	1s
Benzo[k]fluoranthenes	0.20s	Us	0.20s	0.10s	ug/L s		08/05/11 09:02s	08/18/11 16:27 s	1s
Bis(2-chloroethoxy)methanes	1.0s	Us	1.0s	0.32s	ug/L s		08/05/11 09:02s	08/18/11 16:27 s	1s
Bis(2-chloroethyl)ethers	1.0s	Us	1.0s	0.10s	ug/L s		08/05/11 09:02s	08/18/11 16:27 s	1s
Bis(2-ethylhexyl) phthalatei	**0.93 i**	**Ji**	10s	0.80s	ug/L s		08/05/11 09:02s	08/18/11 16:27 s	1s
Butyl benzyl phthalates	1.0s	Us	1.0s	0.80s	ug/L s		08/05/11 09:02s	08/18/11 16:27 s	1s
Carbazoles	1.0s	Us	1.0s	0.28 s	ug/L s		08/05/11 09:02s	08/18/11 16:27 s	1s
1,2-Dichlorobenzenes	1.0s	Us	1.0s	0.29s	ug/L s		08/05/11 09:02s	08/18/11 16:27 s	1s
Chrysenes	0.20s	Us	0.20s	0.10s	ug/L s		08/05/11 09:02s	08/18/11 16:27 s	1s
1,3-Dichlorobenzenes	1.0s	Us	1.0s	0.80s	ug/L s		08/05/11 09:02s	08/18/11 16:27 s	1s
Dibenz(a,h)anthracenes	0.20s	Us	0.20s	0.10s	ug/L s		08/05/11 09:02s	08/18/11 16:27 s	1s
1,4-Dichlorobenzenes	1.0s	Us	1.0s	0.34s	ug/L s		08/05/11 09:02s	08/18/11 16:27 s	1s
Dibenzofurans	1.0s	Us	1.0s	0.10s	ug/L s		08/05/11 09:02s	08/18/11 16:27 s	1s
Diethyl phthalates	1.0s	Us	1.0s	0.60s	ug/L s		08/05/11 09:02s	08/18/11 16:27 s	1s
Dimethyl phthalates	1.0s	Us	1.0s	0.29s	ug/L s		08/05/11 09:02s	08/18/11 16:27 s	1s
Di-n-butyl phthalates	1.0s	Us	1.0s	0.67 s	ug/L s		08/05/11 09:02s	08/18/11 16:27 s	1s
Di-n-octyl phthalates	1.0s	Us	1.0s	0.80s	ug/L s		08/05/11 09:02s	08/18/11 16:27 s	1s
Fluoranthenes	0.20s	Us	0.20s	0.10s	ug/L s		08/05/11 09:02s	08/18/11 16:27 s	1s
Fluorenes	0.20s	Us	0.20s	0.10s	ug/L s		08/05/11 09:02s	08/18/11 16:27 s	1s
Hexachlorobenzenes	0.20s	Us	0.20s	0.10s	ug/L s		08/05/11 09:02s	08/18/11 16:27 s	1s
Hexachlorobutadienes	1.0s	Us	1.0s	0.27 s	ug/L s		08/05/11 09:02s	08/18/11 16:27 s	1s
Hexachlorocyclopentadienes	10s	Us	10s	0.80s	ug/L s		08/05/11 09:02s	08/18/11 16:27 s	1s
Hexachloroethanes	1.0s	Us	1.0s	0.80s	ug/L s		08/05/11 09:02s	08/18/11 16:27 s	1s
Indeno[1,2,3-cd]pyrenes	0.20s	Us	0.20s	0.10s	ug/L s		08/05/11 09:02s	08/18/11 16:27 s	1s
Isophorones	1.0s	Us	1.0s	0.27 s	ug/L s		08/05/11 09:02s	08/18/11 16:27 s	1s
Naphthalenes	0.20s	Us	0.20s	0.10s	ug/L s		08/05/11 09:02s	08/18/11 16:27 s	1s
Nitrobenzenes	1.0s	Us	1.0s	0.040s	ug/L s		08/05/11 09:02s	08/18/11 16:27 s	1s
N-Nitrosodi-n-propylamines	1.0s	Us	1.0s	0.80s	ug/L s		08/05/11 09:02s	08/18/11 16:27 s	1s
N-Nitrosodiphenylamines	1.0s	Us	1.0s	0.31s	ug/L s		08/05/11 09:02s	08/18/11 16:27 s	1s
Pentachlorophenols	5.0s	Us	5.0s	2.4s	ug/L s		08/05/11 09:02s	08/18/11 16:27 s	1s
Phenols	1.0s	Us	1.0s	0.60s	ug/L s		08/05/11 09:02s	08/18/11 16:27 s	1s
Phenanthrenes	0.20s	Us	0.20s	0.10s	ug/L s		08/05/11 09:02s	08/18/11 16:27 s	1s

Client Sample ID: FWGLL12mw-187C-1789-GWi
Date Collected: 08/03/11 12:28 i
Date Received: 08/04/11 07:00 i

Lab Sample ID: 240-2499-20 i
Matr x: Water i

Method: 8270C - Semivolatile Organic Compounds (GC/MS) (Continued) i

Analytei	Resulti	Qualif er i	RLi	MDLi	Uniti	Di	Preparedi	Analyzedi	Dil Faci
Pyrenes	0.20s	Us	0.20s	0.10s	ug/L s		08/05/11 09:02s	08/18/11 16:27 s	1s
3 & 4 Methylphenols	1.0s	Us	1.0s	0.75s	ug/L s		08/05/11 09:02s	08/18/11 16:27 s	1s
1,2,4-Trichlorobenzenes	1.0s	Us	1.0s	0.28 s	ug/L s		08/05/11 09:02s	08/18/11 16:27 s	1s

Surrogatea	*% Recoverya*	*Qualifiera*	*Limitsa*	*Prepareda*	*Analyzeda*	*Dil Faca*
-Fluorobiphenyl (Surr)2	*492*	*X2*	*50 - 1502*	*08/05/11 09:02*	*08/18/11 16:272*	*12*
-Fluorophenol (Surr)2	*642*		*50 - 1502*	*08/05/11 09:02*	*08/18/11 16:272*	*12*
,4,6-Tribromophenol (Surr)2	*752*		*50 - 1502*	*08/05/11 09:02*	*08/18/11 16:272*	*12*
Nitrobenzene-d5 (Surr)2	*502*		*50 - 1502*	*08/05/11 09:02*	*08/18/11 16:272*	*12*
Phenol-d5 (Surr)2	*682*		*50 - 1502*	*08/05/11 09:02*	*08/18/11 16:272*	*12*
Terphenyl-d14 (Surr)2	*552*		*50 - 1502*	*08/05/11 09:02*	*08/18/11 16:272*	*12*

Method: 8081A - Organochlor ne Pestic des (GC) i

Analytei	Resulti	Qualif er i	RLi	MDLi	Uniti	Di	Preparedi	Analyzedi	Dil Faci
Aldrins	0.032s	Us	0.032s	0.0086 s	ug/L s		08/06/11 08:35s	08/25/11 23:08 s	1s
alpha-BHCs	0.032s	Us	0.032s	0.0074s	ug/L s		08/06/11 08:35s	08/25/11 23:08 s	1s
alpha-Chlordanes	0.032s	Us	0.032s	0.015s	ug/L s		08/06/11 08:35s	08/25/11 23:08 s	1s
beta-BHCs	0.032s	Us	0.032s	0.0088 s	ug/L s		08/06/11 08:35s	08/25/11 23:08 s	1s
4,4'-DDD	0.032s	Us	0.032s	0.010s	ug/L s		08/06/11 08:35s	08/25/11 23:08 s	1s
4,4'-DDEs	0.032s	Us	0.032s	0.010s	ug/L s		08/06/11 08:35s	08/25/11 23:08 s	1s
4,4'-DDTs	0.032s	Us	0.032s	0.017 s	ug/L s		08/06/11 08:35s	08/25/11 23:08 s	1s
delta-BHCs	0.032s	Us	0.032s	0.0092s	ug/L s		08/06/11 08:35s	08/25/11 23:08 s	1s
Dieldrins	0.032s	Us	0.032s	0.0079s	ug/L s		08/06/11 08:35s	08/25/11 23:08 s	1s
Endosulfan Is	0.026 s	Us	0.026 s	0.014s	ug/L s		08/06/11 08:35s	08/25/11 23:08 s	1s
Endosulfan IIs	0.026 s	Us	0.026 s	0.013 s	ug/L s		08/06/11 08:35s	08/25/11 23:08 s	1s
Endosulfan sulfates	0.032s	Us	0.032s	0.012s	ug/L s		08/06/11 08:35s	08/25/11 23:08 s	1s
Endrins	0.032s	Us	0.032s	0.012s	ug/L s		08/06/11 08:35s	08/25/11 23:08 s	1s
Endrin aldehydes	0.032s	Us	0.032s	0.012s	ug/L s		08/06/11 08:35s	08/25/11 23:08 s	1s
Endrin ketones	0.032s	Us	0.032s	0.0082s	ug/L s		08/06/11 08:35s	08/25/11 23:08 s	1s
gamma-BHC (Lindane)s	0.032s	Us	0.032s	0.0067 s	ug/L s		08/06/11 08:35s	08/25/11 23:08 s	1s
gamma-Chlordanes	0.032s	Us	0.032s	0.013 s	ug/L s		08/06/11 08:35s	08/25/11 23:08 s	1s
Heptachlors	0.032s	Us	0.032s	0.0084s	ug/L s		08/06/11 08:35s	08/25/11 23:08 s	1s
Heptachlor epoxides	0.032s	Us	0.032s	0.0075s	ug/L s		08/06/11 08:35s	08/25/11 23:08 s	1s
Methoxychlors	0.11s	Us	0.11s	0.034s	ug/L s		08/06/11 08:35s	08/25/11 23:08 s	1s
Toxaphenes	2.1s	Us	2.1s	0.34s	ug/L s		08/06/11 08:35s	08/25/11 23:08 s	1s

Surrogatea	*% Recoverya*	*Qualifiera*	*Limitsa*	*Prepareda*	*Analyzeda*	*Dil Faca*
DCB Decachlorobiphenyl2	*72*		*50 - 1502*	*08/06/11 08:352*	*08/25/11 23:082*	*12*
DCB Decachlorobiphenyl2	*692*		*50 - 1502*	*08/06/11 08:352*	*08/25/11 23:082*	*12*
Tetrachloro-m-xylene2	*752*		*50 - 1502*	*08/06/11 08:352*	*08/25/11 23:082*	*12*
Tetrachloro-m-xylene2	*73 2*		*50 - 1502*	*08/06/11 08:352*	*08/25/11 23:082*	*12*

Method: 8082 - Polychlor nated Biphenyls (PCBs) by Gas Chromatography i

Analytei	Resulti	Qualif er i	RLi	MDLi	Uniti	Di	Preparedi	Analyzedi	Dil Faci
Aroclor-1016 s	0.53 s	Us	0.53 s	0.18 s	ug/L s		08/06/11 08:41s	08/18/11 00:44s	1s
Aroclor-1221s	0.53 s	Us	0.53 s	0.14s	ug/L s		08/06/11 08:41s	08/18/11 00:44s	1s
Aroclor-1232s	0.53 s	Us	0.53 s	0.17 s	ug/L s		08/06/11 08:41s	08/18/11 00:44s	1s
Aroclor-1242s	0.53 s	Us	0.53 s	0.23 s	ug/L s		08/06/11 08:41s	08/18/11 00:44s	1s
Aroclor-1248 s	0.53 s	Us	0.53 s	0.11s	ug/L s		08/06/11 08:41s	08/18/11 00:44s	1s
Aroclor-1254s	0.53 s	Us	0.53 s	0.17 s	ug/L s		08/06/11 08:41s	08/18/11 00:44s	1s
Aroclor-1260s	0.53 s	Us	0.53 s	0.18 s	ug/L s		08/06/11 08:41s	08/18/11 00:44s	1s

Client Sample ID: FWGLL12mw-187C-1789-GW

Date Collected: 08/03/11 12:28
Date Received: 08/04/11 07:00

Lab Sample ID: 240-2499-20
Matrix: Water

Surrogate	% Recovery	Qualifier	Limits	Prepared	Analyzed	Dil Fac
Tetrachloro-m-xylene	95		50 - 150	08/06/11 08:41	08/18/11 00:44	1
Tetrachloro-m-xylene	89		50 - 150	08/06/11 08:41	08/18/11 00:44	1
DCB Decachlorobiphenyl	67		50 - 150	08/06/11 08:41	08/18/11 00:44	1
DCB Decachlorobiphenyl	66		50 - 150	08/06/11 08:41	08/18/11 00:44	1

Method: 8330 (Modified) - Organic Compounds by UV/HPLC - Dissolved

Analyte	Result	Qualifier	RL	MDL	Unit	D	Prepared	Analyzed	Dil Fac
Nitroguanidines	20	U	20	2.4	ug/L		08/15/11 13:20	08/17/11 23:08	1

Method: 8330/8330A - Nitroaromatics & Nitramines: Explosives (8330/A)

Analyte	Result	Qualifier	RL	MDL	Unit	D	Prepared	Analyzed	Dil Fac
1,3,5-Trinitrobenzenes	0.097	U	0.097	0.029	ug/L		08/10/11 08:30	08/17/11 04:55	0.97
1,3-Dinitrobenzenes	0.097	U	0.097	0.048	ug/L		08/10/11 08:30	08/17/11 04:55	0.97
2-Amino-4,6-dinitrotoluenes	0.097	U	0.097	0.097	ug/L		08/10/11 08:30	08/17/11 04:55	0.97
2,4,6-Trinitrotoluenes	0.097	U	0.097	0.048	ug/L		08/10/11 08:30	08/17/11 04:55	0.97
2,4-Dinitrotoluenes	0.097	U	0.097	0.048	ug/L		08/10/11 08:30	08/17/11 04:55	0.97
2,6-Dinitrotoluenes	0.097	U	0.097	0.048	ug/L		08/10/11 08:30	08/17/11 04:55	0.97
2-Nitrotoluenes	0.48	U	0.48	0.085	ug/L		08/10/11 08:30	08/17/11 04:55	0.97
3-Nitrotoluenes	0.48	U	0.48	0.055	ug/L		08/10/11 08:30	08/17/11 04:55	0.97
4-Amino-2,6-dinitrotoluenes	0.097	U	0.097	0.048	ug/L		08/10/11 08:30	08/17/11 04:55	0.97
4-Nitrotoluenes	0.48	U	0.48	0.085	ug/L		08/10/11 08:30	08/17/11 04:55	0.97
HMXs	0.097	U	0.097	0.035	ug/L		08/10/11 08:30	08/17/11 04:55	0.97
Nitrobenzenes	0.097	U	0.097	0.048	ug/L		08/10/11 08:30	08/17/11 04:55	0.97
Nitroglycerins	0.63	U	0.63	0.32	ug/L		08/10/11 08:30	08/17/11 04:55	0.97
RDXs	0.097	U	0.097	0.035	ug/L		08/10/11 08:30	08/17/11 04:55	0.97
PETNs	0.63	U	0.63	0.29	ug/L		08/10/11 08:30	08/17/11 04:55	0.97
Tetryls	0.097	U	0.097	0.048	ug/L		08/10/11 08:30	08/17/11 04:55	0.97

Surrogate	% Recovery	Qualifier	Limits	Prepared	Analyzed	Dil Fac
3,4-Dinitrotoluene	90		50 - 150	08/10/11 08:30	08/17/11 04:55	0.97

General Chemistry

Analyte	Result	Qualifier	RL	MDL	Unit	D	Prepared	Analyzed	Dil Fac
Nitrate-Nitrite	1670	Q	100	5.3	mg/L		08/18/11 00:00	08/18/11 11:04	1000
Nitrocellulose	3.1		2.0	0.48	mg/L		08/17/11 09:00	08/18/11 12:49	1

Client Sample ID: FWGLL12mw-187C-1789-GF

Date Collected: 08/03/11 12:28
Date Received: 08/04/11 07:00

Lab Sample ID: 240-2499-21
Matrix: Water

Method: 6010B - Metals (ICP) - Total Recoverable

Analyte	Result	Qualifier	RL	MDL	Unit	D	Prepared	Analyzed	Dil Fac
Silvers	5.0	U	5.0	2.2	ug/L		08/05/11 08:06	08/16/11 15:53	1
Arsenics	5.0	U	5.0	3.2	ug/L		08/05/11 08:06	08/16/11 15:53	1
Barium	260		10	0.67	ug/L		08/05/11 08:06	08/16/11 15:53	1
Calcium	910000		5000	650	ug/L		08/05/11 08:06	08/17/11 04:57	5
Cobalt	9.8		5.0	1.7	ug/L		08/05/11 08:06	08/16/11 15:53	1
Chromium	5.0	U	5.0	2.2	ug/L		08/05/11 08:06	08/16/11 15:53	1
Copper	5.0	U	5.0	4.5	ug/L		08/05/11 08:06	08/16/11 15:53	1
Potassium	47000	B	1000	72	ug/L		08/05/11 08:06	08/16/11 15:53	1
Magnesium	290000		1000	34	ug/L		08/05/11 08:06	08/16/11 15:53	1

Client Sample ID: FWGLL12mw-187C-1789-GF i

Date Collected: 08/03/11 12:28 i
Date Received: 08/04/11 07:00 i

Lab Sample ID: 240-2499-21 i

Matr x: Water i

Method: 6010B - Metals (ICP) - Total Recoverable (Continued) i

Analytei	Resulti	Qualif er i	RL i	MDL i	Uniti	Di	Prepared i	Analyzed i	Dil Fac i
Manganesei	2100 i		10s	0.41s	ug/L s		08/05/11 08:06 s	08/16/11 15:53 s	1s
Nickeli	16 i		10s	3.2s	ug/L s		08/05/11 08:06 s	08/16/11 15:53 s	1s
Lead s	3.0s	Us	3.0s	1.9s	ug/L s		08/05/11 08:06 s	08/16/11 15:53 s	1s
Seleniums	5.0s	Us	5.0s	4.1s	ug/L s		08/05/11 08:06 s	08/16/11 15:53 s	1s
Vanadiums	10s	Us	10s	0.64s	ug/L s		08/05/11 08:06 s	08/16/11 15:53 s	1s

Method: 6020 - Metals (ICP/MS) - Total Recoverablei

Analytei	Resulti	Qualif er i	RL i	MDL i	Uniti	Di	Prepared i	Analyzed i	Dil Fac i
Aluminums	50s	Us	50s	19s	ug/L s		08/05/11 08:06 s	08/23/11 22:46 s	1s
Berylliums	1.0s	Us	1.0s	0.20s	ug/L s		08/05/11 08:06 s	08/23/11 22:46 s	1s
Cadmiums	0.50s	Us	0.50s	0.13 s	ug/L s		08/05/11 08:06 s	08/23/11 22:46 s	1s
Irons	50s	U L s	50s	26 s	ug/L s		08/05/11 08:06 s	08/23/11 22:46 s	1s
Antimonys	2.0s	Us	2.0s	0.13 s	ug/L s		08/05/11 08:06 s	08/23/11 22:46 s	1s
Thalliumi	0.87 i	J Bi	1.0s	0.14s	ug/L s		08/05/11 08:06 s	08/23/11 22:46 s	1s
Zincs	10s	Us	10s	2.3 s	ug/L s		08/05/11 08:06 s	08/23/11 22:46 s	1s
Sodiumi	31000 i	Bi	1000s	6.9s	ug/L s		08/05/11 08:06 s	08/23/11 22:46 s	1s

Method: 7470A - Mercury (CVAA) i

Analytei	Resulti	Qualif er i	RL i	MDL i	Uniti	Di	Prepared i	Analyzed i	Dil Fac i
Mercurys	0.20s	Us	0.20s	0.12s	ug/L s		08/05/11 12:40s	08/10/11 16:15s	1s

General Chemistry - Dissolved i

Analytei	Resulti	Qualif er i	RL i	MDL i	Uniti	Di	Prepared i	Analyzed i	Dil Fac i
Hexavalent chromiums	0.020s	Us	0.020s	0.0020s	mg/L s			08/04/11 10:09s	1s

Client Sample ID: FWGLL12mw-242C-1792-GWi

Date Collected: 08/03/11 13:52 i
Date Received: 08/04/11 07:00 i

Lab Sample ID: 240-2499-22 i

Matr x: Water i

Method: 8260B - Volatile Organic Compounds (GC/MS) i

Analytei	Resulti	Qualif er i	RL i	MDL i	Uniti	Di	Prepared i	Analyzed i	Dil Fac i
1,1,1-Trichloroethanes	1.0s	Us	1.0s	0.22s	ug/L s			08/16/11 14:15s	1s
1,1,2,2-Tetrachloroethanes	1.0s	Us	1.0s	0.18 s	ug/L s			08/16/11 14:15s	1s
1,1,2-Trichloroethanes	1.0s	Us	1.0s	0.27 s	ug/L s			08/16/11 14:15s	1s
1,1-Dichloroethanes	1.0s	Us	1.0s	0.15s	ug/L s			08/16/11 14:15s	1s
1,1-Dichloroethenes	1.0s	Us	1.0s	0.19s	ug/L s			08/16/11 14:15s	1s
1,2-Dichloroethanes	1.0s	Us	1.0s	0.22s	ug/L s			08/16/11 14:15s	1s
1,2-Dichloroethene, Totals	1.0s	Us	1.0s	0.34s	ug/L s			08/16/11 14:15s	1s
1,2-Dichloropropanes	1.0s	Us	1.0s	0.18 s	ug/L s			08/16/11 14:15s	1s
2-Hexanones	10s	Us	10s	0.41s	ug/L s			08/16/11 14:15s	1s
Bromochloromethanes	1.0s	Us	1.0s	0.29s	ug/L s			08/16/11 14:15s	1s
Acetones	10s	Us	10s	1.1s	ug/L s			08/16/11 14:15s	1s
Benzenes	1.0s	Us	1.0s	0.13 s	ug/L s			08/16/11 14:15s	1s
Bromoforms	1.0s	Us	1.0s	0.64s	ug/L s			08/16/11 14:15s	1s
Bromomethanes	1.0s	Us	1.0s	0.41s	ug/L s			08/16/11 14:15s	1s
Carbon disulfides	1.0s	Us	1.0s	0.13 s	ug/L s			08/16/11 14:15s	1s
Carbon tetrachlorides	1.0s	Us	1.0s	0.13 s	ug/L s			08/16/11 14:15s	1s
Chlorobenzenes	1.0s	Us	1.0s	0.15s	ug/L s			08/16/11 14:15s	1s
Chloroethanes	1.0s	Us	1.0s	0.29s	ug/L s			08/16/11 14:15s	1s
Chloroforms	1.0s	Us	1.0s	0.16 s	ug/L s			08/16/11 14:15s	1s

Client Sample ID: FWGLL12mw-242C-1792-GW
Date Collected: 08/03/11 13:52
Date Received: 08/04/11 07:00

Lab Sample ID: 240-2499-22
Matrix: Water

Method: 8260B - Volatile Organic Compounds (GC/MS) (Continued)

Analyte	Result	Qualifier	RL	MDL	Unit	D	Prepared	Analyzed	Dil Fac
Chloromethanes	1.0	U	1.0	0.30	ug/L			08/16/11 14:15	1
cis-1,2-Dichloroethenes	1.0	U	1.0	0.17	ug/L			08/16/11 14:15	1
cis-1,3-Dichloropropenes	1.0	U	1.0	0.14	ug/L			08/16/11 14:15	1
Bromodichloromethanes	1.0	U	1.0	0.15	ug/L			08/16/11 14:15	1
Ethylbenzenes	1.0	U	1.0	0.17	ug/L			08/16/11 14:15	1
1,2-Dibromoethanes	1.0	U	1.0	0.24	ug/L			08/16/11 14:15	1
m-Xylene & p-Xylenes	2.0	U	2.0	0.24	ug/L			08/16/11 14:15	1
2-Butanone (MEK)	10	U	10	0.57	ug/L			08/16/11 14:15	1
4-Methyl-2-pentanone (MIBK)	10	U	10	0.32	ug/L			08/16/11 14:15	1
Methylene Chlorides	2.0	U	2.0	0.33	ug/L			08/16/11 14:15	1
o-Xylenes	1.0	U	1.0	0.14	ug/L			08/16/11 14:15	1
Styrenes	1.0	U	1.0	0.11	ug/L			08/16/11 14:15	1
Tetrachloroethenes	1.0	U	1.0	0.29	ug/L			08/16/11 14:15	1
Toluenes	1.0	U	1.0	0.13	ug/L			08/16/11 14:15	1
trans-1,2-Dichloroethenes	1.0	U	1.0	0.19	ug/L			08/16/11 14:15	1
trans-1,3-Dichloropropenes	1.0	U	1.0	0.19	ug/L			08/16/11 14:15	1
Trichloroethenes	1.0	U	1.0	0.17	ug/L			08/16/11 14:15	1
Vinyl chlorides	1.0	U	1.0	0.22	ug/L			08/16/11 14:15	1
Xylenes, Totals	2.0	U	2.0	0.28	ug/L			08/16/11 14:15	1
Dibromochloromethanes	1.0	U	1.0	0.18	ug/L			08/16/11 14:15	1

Surrogate	*% Recovery*	*Qualifier*	*Limits*	*Prepared*	*Analyzed*	*Dil Fac*
1,2-Dichloroethane-d4 (Surr)	*98*		*50 - 150*		*08/16/11 14:15*	*2*
4-Bromofluorobenzene (Surr)	*100*		*50 - 150*		*08/16/11 14:15*	*2*
Toluene-d8 (Surr)	*102*		*50 - 150*		*08/16/11 14:15*	*2*
Dibromofluoromethane (Surr)	*99*		*50 - 150*		*08/16/11 14:15*	*2*

Method: 8270C - Semivolatile Organic Compounds (GC/MS)

Analyte	Result	Qualifier	RL	MDL	Unit	D	Prepared	Analyzed	Dil Fac
2,2'-oxybis[1-chloropropane]	1.1	U	1.1	0.44	ug/L		08/05/11 09:02	08/18/11 16:45	1
2,4,5-Trichlorophenols	5.6	U	5.6	0.33	ug/L		08/05/11 09:02	08/18/11 16:45	1
2,4,6-Trichlorophenols	5.6	U	5.6	0.89	ug/L		08/05/11 09:02	08/18/11 16:45	1
2,4-Dichlorophenols	2.2	U	2.2	0.89	ug/L		08/05/11 09:02	08/18/11 16:45	1
2,4-Dimethylphenols	2.2	U	2.2	0.89	ug/L		08/05/11 09:02	08/18/11 16:45	1
2,4-Dinitrophenols	5.6	U	5.6	2.7	ug/L		08/05/11 09:02	08/18/11 16:45	1
2,4-Dinitrotoluenes	5.6	U	5.6	0.30	ug/L		08/05/11 09:02	08/18/11 16:45	1
2,6-Dinitrotoluenes	5.6	U	5.6	0.89	ug/L		08/05/11 09:02	08/18/11 16:45	1
2-Chloronaphthalenes	1.1	U	1.1	0.11	ug/L		08/05/11 09:02	08/18/11 16:45	1
2-Chlorophenols	1.1	U	1.1	0.32	ug/L		08/05/11 09:02	08/18/11 16:45	1
Benzoic acid	11	U	11	11	ug/L		08/05/11 09:02	08/18/11 16:45	1
2-Methylnaphthalenes	0.22	U	0.22	0.11	ug/L		08/05/11 09:02	08/18/11 16:45	1
2-Methylphenols	1.1	U	1.1	0.89	ug/L		08/05/11 09:02	08/18/11 16:45	1
2-Nitroanilines	2.2	U	2.2	0.89	ug/L		08/05/11 09:02	08/18/11 16:45	1
Benzyl alcohol	**0.49**	**J**	5.6	0.42	ug/L		08/05/11 09:02	08/18/11 16:45	1
2-Nitrophenols	2.2	U	2.2	0.31	ug/L		08/05/11 09:02	08/18/11 16:45	1
3,3'-Dichlorobenzidines	5.6	U	5.6	0.41	ug/L		08/05/11 09:02	08/18/11 16:45	1
3-Nitroanilines	2.2	U	2.2	0.31	ug/L		08/05/11 09:02	08/18/11 16:45	1
4,6-Dinitro-2-methylphenols	5.6	U	5.6	2.7	ug/L		08/05/11 09:02	08/18/11 16:45	1
4-Bromophenyl phenyl ethers	2.2	U	2.2	0.89	ug/L		08/05/11 09:02	08/18/11 16:45	1
4-Chloro-3-methylphenols	2.2	U	2.2	0.89	ug/L		08/05/11 09:02	08/18/11 16:45	1
4-Chloroanilines	2.2	U	2.2	0.89	ug/L		08/05/11 09:02	08/18/11 16:45	1

Client Sample ID: FWGLL12mw-242C-1792-GWi
Date Collected: 08/03/11 13:52 i
Date Received: 08/04/11 07:00 i

Lab Sample ID: 240-2499-22 i
Matr x: Water i

Method: 8270C - Semivolatile Organic Compounds (GC/MS) (Continued) i

Analytei	Resulti	Qualif er i	RL i	MDL i	Uniti	Di	Prepared i	Analyzed i	Dil Fac i
4-Chlorophenyl phenyl ethers	2.2s	Us	2.2s	0.33 s	ug/L s		08/05/11 09:02s	08/18/11 16:45s	1s
4-Nitroanilines	2.2s	Us	2.2s	0.89s	ug/L s		08/05/11 09:02s	08/18/11 16:45s	1s
4-Nitrophenols	5.6 s	Us	5.6 s	2.7 s	ug/L s		08/05/11 09:02s	08/18/11 16:45s	1s
Acenaphthenes	0.22s	Us	0.22s	0.11s	ug/L s		08/05/11 09:02s	08/18/11 16:45s	1s
Acenaphthylenes	0.22s	Us	0.22s	0.11s	ug/L s		08/05/11 09:02s	08/18/11 16:45s	1s
Anthracenes	0.22s	Us	0.22s	0.11s	ug/L s		08/05/11 09:02s	08/18/11 16:45s	1s
Benzo[a]anthracenes	0.22s	Us	0.22s	0.11s	ug/L s		08/05/11 09:02s	08/18/11 16:45s	1s
Benzo[a]pyrenes	0.22s	Us	0.22s	0.11s	ug/L s		08/05/11 09:02s	08/18/11 16:45s	1s
Benzo[b]fluoranthenes	0.22s	Us	0.22s	0.11s	ug/L s		08/05/11 09:02s	08/18/11 16:45s	1s
Benzo[g,h,i]perylenes	0.22s	Us	0.22s	0.11s	ug/L s		08/05/11 09:02s	08/18/11 16:45s	1s
Benzo[k]fluoranthenes	0.22s	Us	0.22s	0.11s	ug/L s		08/05/11 09:02s	08/18/11 16:45s	1s
Bis(2-chloroethoxy)methanes	1.1s	Us	1.1s	0.36 s	ug/L s		08/05/11 09:02s	08/18/11 16:45s	1s
Bis(2-chloroethyl)ethers	1.1s	Us	1.1s	0.11s	ug/L s		08/05/11 09:02s	08/18/11 16:45s	1s
Bis(2-ethylhexyl) phthalatei	**1.4 i**	**Ji**	11s	0.89s	ug/L s		08/05/11 09:02s	08/18/11 16:45s	1s
Butyl benzyl phthalates	1.1s	Us	1.1s	0.89s	ug/L s		08/05/11 09:02s	08/18/11 16:45s	1s
Carbazoles	1.1s	Us	1.1s	0.31s	ug/L s		08/05/11 09:02s	08/18/11 16:45s	1s
1,2-Dichlorobenzenes	1.1s	Us	1.1s	0.32s	ug/L s		08/05/11 09:02s	08/18/11 16:45s	1s
Chrysenes	0.22s	Us	0.22s	0.11s	ug/L s		08/05/11 09:02s	08/18/11 16:45s	1s
1,3-Dichlorobenzenes	1.1s	Us	1.1s	0.89s	ug/L s		08/05/11 09:02s	08/18/11 16:45s	1s
Dibenz(a,h)anthracenes	0.22s	Us	0.22s	0.11s	ug/L s		08/05/11 09:02s	08/18/11 16:45s	1s
1,4-Dichlorobenzenes	1.1s	Us	1.1s	0.38 s	ug/L s		08/05/11 09:02s	08/18/11 16:45s	1s
Dibenzofurans	1.1s	Us	1.1s	0.11s	ug/L s		08/05/11 09:02s	08/18/11 16:45s	1s
Diethyl phthalates	1.1s	Us	1.1s	0.67 s	ug/L s		08/05/11 09:02s	08/18/11 16:45s	1s
Dimethyl phthalates	1.1s	Us	1.1s	0.32s	ug/L s		08/05/11 09:02s	08/18/11 16:45s	1s
Di-n-butyl phthalates	1.1s	Us	1.1s	0.74s	ug/L s		08/05/11 09:02s	08/18/11 16:45s	1s
Di-n-octyl phthalates	1.1s	Us	1.1s	0.89s	ug/L s		08/05/11 09:02s	08/18/11 16:45s	1s
Fluoranthenes	0.22s	Us	0.22s	0.11s	ug/L s		08/05/11 09:02s	08/18/11 16:45s	1s
Fluorenes	0.22s	Us	0.22s	0.11s	ug/L s		08/05/11 09:02s	08/18/11 16:45s	1s
Hexachlorobenzenes	0.22s	Us	0.22s	0.11s	ug/L s		08/05/11 09:02s	08/18/11 16:45s	1s
Hexachlorobutadienes	1.1s	Us	1.1s	0.30s	ug/L s		08/05/11 09:02s	08/18/11 16:45s	1s
Hexachlorocyclopentadienes	11s	Us	11s	0.89s	ug/L s		08/05/11 09:02s	08/18/11 16:45s	1s
Hexachloroethanes	1.1s	Us	1.1s	0.89s	ug/L s		08/05/11 09:02s	08/18/11 16:45s	1s
Indeno[1,2,3-cd]pyrenes	0.22s	Us	0.22s	0.11s	ug/L s		08/05/11 09:02s	08/18/11 16:45s	1s
Isophorones	1.1s	Us	1.1s	0.30s	ug/L s		08/05/11 09:02s	08/18/11 16:45s	1s
Naphthalenes	0.22s	Us	0.22s	0.11s	ug/L s		08/05/11 09:02s	08/18/11 16:45s	1s
Nitrobenzenes	1.1s	Us	1.1s	0.044s	ug/L s		08/05/11 09:02s	08/18/11 16:45s	1s
N-Nitrosodi-n-propylamines	1.1s	Us	1.1s	0.89s	ug/L s		08/05/11 09:02s	08/18/11 16:45s	1s
N-Nitrosodiphenylamines	1.1s	Us	1.1s	0.34s	ug/L s		08/05/11 09:02s	08/18/11 16:45s	1s
Pentachlorophenols	5.6 s	Us	5.6 s	2.7 s	ug/L s		08/05/11 09:02s	08/18/11 16:45s	1s
Phenols	1.1s	Us	1.1s	0.67 s	ug/L s		08/05/11 09:02s	08/18/11 16:45s	1s
Phenanthrenes	0.22s	Us	0.22s	0.11s	ug/L s		08/05/11 09:02s	08/18/11 16:45s	1s
Pyrenes	0.22s	Us	0.22s	0.11s	ug/L s		08/05/11 09:02s	08/18/11 16:45s	1s
3 & 4 Methylphenols	1.1s	Us	1.1s	0.83 s	ug/L s		08/05/11 09:02s	08/18/11 16:45s	1s
1,2,4-Trichlorobenzenes	1.1s	Us	1.1s	0.31s	ug/L s		08/05/11 09:02s	08/18/11 16:45s	1s

Surrogatea	*% Recoverya*	*Qualifiera*	*Limitsa*	*Prepareda*	*Analyzeda*	*Dil Faca*
-Fluorobiphenyl (Surr)2	*382*	*X2*	*50 - 1502*	*08/05/11 09:02*	*08/18/11 16:452*	*12*
-Fluorophenol (Surr)2	*562*		*50 - 1502*	*08/05/11 09:02*	*08/18/11 16:452*	*12*
,4,6-Tribromophenol (Surr)2	*602*		*50 - 1502*	*08/05/11 09:02*	*08/18/11 16:452*	*12*
Nitrobenzene-d5 (Surr)2	*392*	*X2*	*50 - 1502*	*08/05/11 09:02*	*08/18/11 16:452*	*12*

Client Sample ID: FWGLL12mw-242C-1792-GWi
Date Collected: 08/03/11 13:52 i
Date Received: 08/04/11 07:00 i

Lab Sample ID: 240-2499-22 i
Matr x: Water i

Method: 8270C - Semivolatile Organic Compounds (GC/MS) (Continued) i

Surrogatea	% Recoverya	Qualifiera	Limitsa	Prepareda	Analyzeda	Dil Faca
Phenol-d5 (Surr)2	582		50 - 1502	08/05/11 09:02	08/18/11 16:452	12
Terphenyl-d14 (Surr)2	452	X2	50 - 1502	08/05/11 09:02	08/18/11 16:452	12

Method: 8081A - Organochlor ne Pestic des (GC) i

Analytei	Resulti	Qualif er i	RLi	MDLi	Uniti	Di	Preparedi	Analyzedi	Dil Faci
Aldrins	0.029s	Us	0.029s	0.0080s	ug/L s		08/06/11 08:35s	08/25/11 23:31s	1s
alpha-BHCs	0.029s	Us	0.029s	0.0069s	ug/L s		08/06/11 08:35s	08/25/11 23:31s	1s
alpha-Chlordanes	0.029s	Us	0.029s	0.014s	ug/L s		08/06/11 08:35s	08/25/11 23:31s	1s
beta-BHCs	0.029s	Us	0.029s	0.0082s	ug/L s		08/06/11 08:35s	08/25/11 23:31s	1s
4,4'-DDD	0.029s	Us	0.029s	0.0094s	ug/L s		08/06/11 08:35s	08/25/11 23:31s	1s
4,4'-DDEs	0.029s	Us	0.029s	0.0095s	ug/L s		08/06/11 08:35s	08/25/11 23:31s	1s
4,4'-DDTs	0.029s	Us	0.029s	0.016 s	ug/L s		08/06/11 08:35s	08/25/11 23:31s	1s
delta-BHCs	0.029s	Us	0.029s	0.0085s	ug/L s		08/06/11 08:35s	08/25/11 23:31s	1s
Dieldrins	0.029s	Us	0.029s	0.0074s	ug/L s		08/06/11 08:35s	08/25/11 23:31s	1s
Endosulfan Is	0.025s	Us	0.025s	0.013 s	ug/L s		08/06/11 08:35s	08/25/11 23:31s	1s
Endosulfan IIs	0.025s	Us	0.025s	0.012s	ug/L s		08/06/11 08:35s	08/25/11 23:31s	1s
Endosulfan sulfates	0.029s	Us	0.029s	0.011s	ug/L s		08/06/11 08:35s	08/25/11 23:31s	1s
Endrins	0.029s	Us	0.029s	0.011s	ug/L s		08/06/11 08:35s	08/25/11 23:31s	1s
Endrin aldehydes	0.029s	Us	0.029s	0.011s	ug/L s		08/06/11 08:35s	08/25/11 23:31s	1s
Endrin ketones	0.029s	Us	0.029s	0.0076 s	ug/L s		08/06/11 08:35s	08/25/11 23:31s	1s
gamma-BHC (Lindane)s	0.029s	Us	0.029s	0.0063 s	ug/L s		08/06/11 08:35s	08/25/11 23:31s	1s
gamma-Chlordanes	0.029s	Us	0.029s	0.012s	ug/L s		08/06/11 08:35s	08/25/11 23:31s	1s
Heptachlors	0.029s	Us	0.029s	0.0078 s	ug/L s		08/06/11 08:35s	08/25/11 23:31s	1s
Heptachlor epoxides	0.029s	Us	0.029s	0.0070s	ug/L s		08/06/11 08:35s	08/25/11 23:31s	1s
Methoxychlors	0.098 s	Us	0.098 s	0.031s	ug/L s		08/06/11 08:35s	08/25/11 23:31s	1s
Toxaphenes	2.0s	Us	2.0s	0.31s	ug/L s		08/06/11 08:35s	08/25/11 23:31s	1s

Surrogatea	% Recoverya	Qualifiera	Limitsa	Prepareda	Analyzeda	Dil Faca
DCB Decachlorobiphenyl2	372	X2	50 - 1502	08/06/11 08:352	08/25/11 23:312	12
DCB Decachlorobiphenyl2	412	X2	50 - 1502	08/06/11 08:352	08/25/11 23:312	12
Tetrachloro-m-xylene2	872		50 - 1502	08/06/11 08:352	08/25/11 23:312	12
Tetrachloro-m-xylene2	912		50 - 1502	08/06/11 08:352	08/25/11 23:312	12

Method: 8082 - Polychlor nated Biphenyls (PCBs) by Gas Chromatography i

Analytei	Resulti	Qualif er i	RLi	MDLi	Uniti	Di	Preparedi	Analyzedi	Dil Faci
Aroclor-1016 s	0.49s	Us	0.49s	0.17 s	ug/L s		08/06/11 08:41s	08/18/11 00:58 s	1s
Aroclor-1221s	0.49s	Us	0.49s	0.13 s	ug/L s		08/06/11 08:41s	08/18/11 00:58 s	1s
Aroclor-1232s	0.49s	Us	0.49s	0.16 s	ug/L s		08/06/11 08:41s	08/18/11 00:58 s	1s
Aroclor-1242s	0.49s	Us	0.49s	0.22s	ug/L s		08/06/11 08:41s	08/18/11 00:58 s	1s
Aroclor-1248 s	0.49s	Us	0.49s	0.098 s	ug/L s		08/06/11 08:41s	08/18/11 00:58 s	1s
Aroclor-1254s	0.49s	Us	0.49s	0.16 s	ug/L s		08/06/11 08:41s	08/18/11 00:58 s	1s
Aroclor-1260s	0.49s	Us	0.49s	0.17 s	ug/L s		08/06/11 08:41s	08/18/11 00:58 s	1s

Surrogatea	% Recoverya	Qualifiera	Limitsa	Prepareda	Analyzeda	Dil Faca
Tetrachloro-m-xylene2	103 2		50 - 1502	08/06/11 08:412	08/18/11 00:582	12
Tetrachloro-m-xylene2	952		50 - 1502	08/06/11 08:412	08/18/11 00:582	12
DCB Decachlorobiphenyl2	362	X2	50 - 1502	08/06/11 08:412	08/18/11 00:582	12
DCB Decachlorobiphenyl2	33 2	X2	50 - 1502	08/06/11 08:412	08/18/11 00:582	12

Client Sample ID: FWGLL12mw-242C-1792-GWi
Date Collected: 08/03/11 13:52 i
Date Received: 08/04/11 07:00 i

Lab Sample ID: 240-2499-22 i
Matrix: Water i

Method: 8330 (Modified) - Organic Compounds by UV/HPLC - Dissolved i

Analytei	Resulti	Qualifier i	RLi	MDLi	Uniti	Di	Preparedi	Analyzedi	Dil Faci
Nitroguanidines	20s	Us	20s	2.4s	ug/L s		08/15/11 13:20s	08/17/11 17:39s	1s

Method: 8330/8330A - Nitroaromatics & Nitramines: Explosives (8330/A) i

Analytei	Resulti	Qualifier i	RLi	MDLi	Uniti	Di	Preparedi	Analyzedi	Dil Faci
1,3,5-Trinitrobenzenes	0.10s	Us	0.10s	0.032s	ug/L s		08/10/11 08:30s	08/17/11 05:35s	1.05s
1,3-Dinitrobenzenes	0.10s	Us	0.10s	0.052s	ug/L s		08/10/11 08:30s	08/17/11 05:35s	1.05s
2-Amino-4,6-dinitrotoluenes	0.10s	Us	0.10s	0.10s	ug/L s		08/10/11 08:30s	08/17/11 05:35s	1.05s
2,4,6-Trinitrotoluenes	0.10s	Us	0.10s	0.052s	ug/L s		08/10/11 08:30s	08/17/11 05:35s	1.05s
2,4-Dinitrotoluenes	0.10s	Us	0.10s	0.052s	ug/L s		08/10/11 08:30s	08/17/11 05:35s	1.05s
2,6-Dinitrotoluenes	0.10s	Us	0.10s	0.052s	ug/L s		08/10/11 08:30s	08/17/11 05:35s	1.05s
2-Nitrotoluenes	0.52s	Us	0.52s	0.092s	ug/L s		08/10/11 08:30s	08/17/11 05:35s	1.05s
3-Nitrotoluenes	0.52s	Us	0.52s	0.060s	ug/L s		08/10/11 08:30s	08/17/11 05:35s	1.05s
4-Amino-2,6-dinitrotoluenes	0.10s	Us	0.10s	0.052s	ug/L s		08/10/11 08:30s	08/17/11 05:35s	1.05s
4-Nitrotoluenes	0.52s	Us	0.52s	0.092s	ug/L s		08/10/11 08:30s	08/17/11 05:35s	1.05s
HMXs	0.10s	Us	0.10s	0.038 s	ug/L s		08/10/11 08:30s	08/17/11 05:35s	1.05s
Nitrobenzenes	0.10s	Us	0.10s	0.052s	ug/L s		08/10/11 08:30s	08/17/11 05:35s	1.05s
Nitroglycerins	0.68 s	Us	0.68 s	0.35s	ug/L s		08/10/11 08:30s	08/17/11 05:35s	1.05s
RDXs	0.10s	Us	0.10s	0.038 s	ug/L s		08/10/11 08:30s	08/17/11 05:35s	1.05s
PETNs	0.68 s	Us	0.68 s	0.32s	ug/L s		08/10/11 08:30s	08/17/11 05:35s	1.05s
Tetryls	0.10s	Us	0.10s	0.052s	ug/L s		08/10/11 08:30s	08/17/11 05:35s	1.05s

Surrogatea	*% Recoverya*	*Qualifiera*	*Limitsa*	*Prepareda*	*Analyzeda*	*Dil Faca*
3,4-Dinitrotoluene2	*892*		*50 - 1502*	*08/10/11 08:302*	*08/17/11 05:352*	*1.052*

General Chemistry i

Analytei	Resulti	Qualifier i	RLi	MDLi	Uniti	Di	Preparedi	Analyzedi	Dil Faci
Nitrate-Nitrtei	0.097 i	Bi	0.10s	0.0053 s	mg/L s		08/18/11 00:00s	08/18/11 11:06 s	1s
Nitrocellulosei	0.52 i	Bi	2.0s	0.48 s	mg/L s		08/17/11 09:00s	08/18/11 12:51s	1s

Client Sample ID: FWGLL12mw-242C-1792-GFi
Date Collected: 08/03/11 13:52 i
Date Received: 08/04/11 07:00 i

Lab Sample ID: 240-2499-23 i
Matrix: Water i

Method: 6010B - Metals (ICP) - Total Recoverablei

Analytei	Resulti	Qualifier i	RLi	MDLi	Uniti	Di	Preparedi	Analyzedi	Dil Faci
Silvers	5.0s	Us	5.0s	2.2s	ug/L s		08/05/11 08:08 s	08/16/11 15:59s	1s
Arsenic i	20 i		5.0s	3.2s	ug/L s		08/05/11 08:08 s	08/16/11 15:59s	1s
Barumi	22 i		10s	0.67 s	ug/L s		08/05/11 08:08 s	08/16/11 15:59s	1s
Calcumi	71000 i		1000s	130s	ug/L s		08/05/11 08:08 s	08/16/11 15:59s	1s
Cobalts	5.0s	Us	5.0s	1.7 s	ug/L s		08/05/11 08:08 s	08/16/11 15:59s	1s
Chromiums	5.0s	Us	5.0s	2.2s	ug/L s		08/05/11 08:08 s	08/16/11 15:59s	1s
Coppers	5.0s	Us	5.0s	4.5s	ug/L s		08/05/11 08:08 s	08/16/11 15:59s	1s
Potassiumi	1500 i	Bi	1000s	72s	ug/L s		08/05/11 08:08 s	08/16/11 15:59s	1s
Magnesiumi	47000 i		1000s	34s	ug/L s		08/05/11 08:08 s	08/16/11 15:59s	1s
Manganesei	87 i		10s	0.41s	ug/L s		08/05/11 08:08 s	08/16/11 15:59s	1s
Nickels	10s	Us	10s	3.2s	ug/L s		08/05/11 08:08 s	08/16/11 15:59s	1s
Lead s	3.0s	Us	3.0s	1.9s	ug/L s		08/05/11 08:08 s	08/16/11 15:59s	1s
Seleniums	5.0s	Us	5.0s	4.1s	ug/L s		08/05/11 08:08 s	08/16/11 15:59s	1s
Vanadiums	10s	Us	10s	0.64s	ug/L s		08/05/11 08:08 s	08/16/11 15:59s	1s

Client Sample ID: FWGLL12mw-242C-1792-GF i
Date Collected: 08/03/11 13:52 i
Date Received: 08/04/11 07:00 i

Lab Sample ID: 240-2499-23 i
Matrix: Water i

Method: 6020 - Metals (ICP/MS) - Total Recoverablei

Analytei	Resulti	Qualifier i	RLi	MDLi	Uniti	Di	Preparedi	Analyzedi	Dil Faci
Aluminums	50s	Us	50s	19s	ug/L s		08/05/11 08:08 s	08/23/11 22:52s	1s
Berylliums	1.0s	Us	1.0s	0.20s	ug/L s		08/05/11 08:08 s	08/23/11 22:52s	1s
Cadmiums	0.50s	Us	0.50s	0.13 s	ug/L s		08/05/11 08:08 s	08/23/11 22:52s	1s
Ironi	710 i		50s	26 s	ug/L s		08/05/11 08:08 s	08/23/11 22:52s	1s
Antimonys	2.0s	Us	2.0s	0.13 s	ug/L s		08/05/11 08:08 s	08/23/11 22:52s	1s
Thalliumi	0.21 i	J Bi	1.0s	0.14s	ug/L s		08/05/11 08:08 s	08/23/11 22:52s	1s
Zincs	10s	Us	10s	2.3 s	ug/L s		08/05/11 08:08 s	08/23/11 22:52s	1s
Sodiumi	29000 i	Bi	1000s	6.9s	ug/L s		08/05/11 08:08 s	08/23/11 22:52s	1s

Method: 7470A - Mercury (CVAA) i

Analytei	Resulti	Qualifier i	RLi	MDLi	Uniti	Di	Preparedi	Analyzedi	Dil Faci
Mercurys	0.20s	Us	0.20s	0.12s	ug/L s		08/05/11 12:40s	08/10/11 16:17 s	1s

General Chemistry - Dissolved i

Analytei	Resulti	Qualifier i	RLi	MDLi	Uniti	Di	Preparedi	Analyzedi	Dil Faci
Hexavalent chromiums	0.020s	Us	0.020s	0.0020s	mg/L s			08/04/11 10:09s	1s

Client Sample ID: FWGLL12mw-184C-1786-GWi
Date Collected: 08/03/11 15:14 i
Date Received: 08/04/11 07:00 i

Lab Sample ID: 240-2499-24 i
Matrix: Water i

Method: 8260B - Volatile Organic Compounds (GC/MS) i

Analytei	Resulti	Qualifier i	RLi	MDLi	Uniti	Di	Preparedi	Analyzedi	Dil Faci
1,1,1-Trichloroethanes	1.0s	Us	1.0s	0.22s	ug/L s			08/16/11 14:36 s	1s
1,1,2,2-Tetrachloroethanes	1.0s	Us	1.0s	0.18 s	ug/L s			08/16/11 14:36 s	1s
1,1,2-Trichloroethanes	1.0s	Us	1.0s	0.27 s	ug/L s			08/16/11 14:36 s	1s
1,1-Dichloroethanes	1.0s	Us	1.0s	0.15s	ug/L s			08/16/11 14:36 s	1s
1,1-Dichloroethenes	1.0s	Us	1.0s	0.19s	ug/L s			08/16/11 14:36 s	1s
1,2-Dichloroethanes	1.0s	Us	1.0s	0.22s	ug/L s			08/16/11 14:36 s	1s
1,2-Dichloroethene, Totals	1.0s	Us	1.0s	0.34s	ug/L s			08/16/11 14:36 s	1s
1,2-Dichloropropanes	1.0s	Us	1.0s	0.18 s	ug/L s			08/16/11 14:36 s	1s
2-Hexanones	10s	Us	10s	0.41s	ug/L s			08/16/11 14:36 s	1s
Bromochloromethanes	1.0s	Us	1.0s	0.29s	ug/L s			08/16/11 14:36 s	1s
Acetones	10s	Us	10s	1.1s	ug/L s			08/16/11 14:36 s	1s
Benzenes	1.0s	Us	1.0s	0.13 s	ug/L s			08/16/11 14:36 s	1s
Bromoforms	1.0s	Us	1.0s	0.64s	ug/L s			08/16/11 14:36 s	1s
Bromomethanes	1.0s	Us	1.0s	0.41s	ug/L s			08/16/11 14:36 s	1s
Carbon disulfides	1.0s	Us	1.0s	0.13 s	ug/L s			08/16/11 14:36 s	1s
Carbon tetrachlorides	1.0s	Us	1.0s	0.13 s	ug/L s			08/16/11 14:36 s	1s
Chlorobenzenes	1.0s	Us	1.0s	0.15s	ug/L s			08/16/11 14:36 s	1s
Chloroethanes	1.0s	Us	1.0s	0.29s	ug/L s			08/16/11 14:36 s	1s
Chloroforms	1.0s	Us	1.0s	0.16 s	ug/L s			08/16/11 14:36 s	1s
Chloromethanes	1.0s	Us	1.0s	0.30s	ug/L s			08/16/11 14:36 s	1s
cis-1,2-Dichloroethenes	1.0s	Us	1.0s	0.17 s	ug/L s			08/16/11 14:36 s	1s
cis-1,3-Dichloropropenes	1.0s	Us	1.0s	0.14s	ug/L s			08/16/11 14:36 s	1s
Bromodichloromethanes	1.0s	Us	1.0s	0.15s	ug/L s			08/16/11 14:36 s	1s
Ethylbenzenes	1.0s	Us	1.0s	0.17 s	ug/L s			08/16/11 14:36 s	1s
1,2-Dibromoethanes	1.0s	Us	1.0s	0.24s	ug/L s			08/16/11 14:36 s	1s
m-Xylene & p-Xylenes	2.0s	Us	2.0s	0.24s	ug/L s			08/16/11 14:36 s	1s
2-Butanone (MEK)s	10s	Us	10s	0.57 s	ug/L s			08/16/11 14:36 s	1s

Client Sample ID: FWGLL12mw-184C-1786-GW
Date Collected: 08/03/11 15:14
Date Received: 08/04/11 07:00

Lab Sample ID: 240-2499-24
Matrix: Water

Method: 8260B - Volatile Organic Compounds (GC/MS) (Continued)

Analyte	Result	Qualifier	RL	MDL	Unit	Dil	Prepared	Analyzed	Dil Fac
4-Methyl-2-pentanone (MIBK)	10	U	10	0.32	ug/L			08/16/11 14:36	1
Methylene Chlorides	2.0	U	2.0	0.33	ug/L			08/16/11 14:36	1
o-Xylenes	1.0	U	1.0	0.14	ug/L			08/16/11 14:36	1
Styrenes	1.0	U	1.0	0.11	ug/L			08/16/11 14:36	1
Tetrachloroethenes	1.0	U	1.0	0.29	ug/L			08/16/11 14:36	1
Toluenes	1.0	U	1.0	0.13	ug/L			08/16/11 14:36	1
trans-1,2-Dichloroethenes	1.0	U	1.0	0.19	ug/L			08/16/11 14:36	1
trans-1,3-Dichloropropenes	1.0	U	1.0	0.19	ug/L			08/16/11 14:36	1
Trichloroethenes	1.0	U	1.0	0.17	ug/L			08/16/11 14:36	1
Vinyl chlorides	1.0	U	1.0	0.22	ug/L			08/16/11 14:36	1
Xylenes, Totals	2.0	U	2.0	0.28	ug/L			08/16/11 14:36	1
Dibromochloromethanes	1.0	U	1.0	0.18	ug/L			08/16/11 14:36	1

Surrogate	*% Recovery*	*Qualifier*	*Limits*	*Prepared*	*Analyzed*	*Dil Fac*
1,2-Dichloroethane-d4 (Surr)	*97*		*50 - 150*		*08/16/11 14:36*	*1*
4-Bromofluorobenzene (Surr)	*100*		*50 - 150*		*08/16/11 14:36*	*1*
Toluene-d8 (Surr)	*101*		*50 - 150*		*08/16/11 14:36*	*1*
Dibromofluoromethane (Surr)	*96*		*50 - 150*		*08/16/11 14:36*	*1*

Method: 8270C - Semivolatile Organic Compounds (GC/MS)

Analyte	Result	Qualifier	RL	MDL	Unit	Dil	Prepared	Analyzed	Dil Fac
2,2'-oxybis[1-chloropropane]	1.1	U	1.1	0.43	ug/L		08/05/11 09:02	08/18/11 17:04	1
2,4,5-Trichlorophenols	5.4	U	5.4	0.32	ug/L		08/05/11 09:02	08/18/11 17:04	1
2,4,6-Trichlorophenols	5.4	U	5.4	0.86	ug/L		08/05/11 09:02	08/18/11 17:04	1
2,4-Dichlorophenols	2.2	U	2.2	0.86	ug/L		08/05/11 09:02	08/18/11 17:04	1
2,4-Dimethylphenols	2.2	U	2.2	0.86	ug/L		08/05/11 09:02	08/18/11 17:04	1
2,4-Dinitrophenols	5.4	U	5.4	2.6	ug/L		08/05/11 09:02	08/18/11 17:04	1
2,4-Dinitrotoluenes	5.4	U	5.4	0.29	ug/L		08/05/11 09:02	08/18/11 17:04	1
2,6-Dinitrotoluenes	5.4	U	5.4	0.86	ug/L		08/05/11 09:02	08/18/11 17:04	1
2-Chloronaphthalenes	1.1	U	1.1	0.11	ug/L		08/05/11 09:02	08/18/11 17:04	1
2-Chlorophenols	1.1	U	1.1	0.31	ug/L		08/05/11 09:02	08/18/11 17:04	1
Benzoic acid	11	U	11	11	ug/L		08/05/11 09:02	08/18/11 17:04	1
2-Methylnaphthalenes	0.22	U	0.22	0.11	ug/L		08/05/11 09:02	08/18/11 17:04	1
2-Methylphenols	1.1	U	1.1	0.86	ug/L		08/05/11 09:02	08/18/11 17:04	1
2-Nitroanilines	2.2	U	2.2	0.86	ug/L		08/05/11 09:02	08/18/11 17:04	1
Benzyl alcohols	5.4	U	5.4	0.41	ug/L		08/05/11 09:02	08/18/11 17:04	1
2-Nitrophenols	2.2	U	2.2	0.30	ug/L		08/05/11 09:02	08/18/11 17:04	1
3,3'-Dichlorobenzidines	5.4	U	5.4	0.40	ug/L		08/05/11 09:02	08/18/11 17:04	1
3-Nitroanilines	2.2	U	2.2	0.30	ug/L		08/05/11 09:02	08/18/11 17:04	1
4,6-Dinitro-2-methylphenols	5.4	U	5.4	2.6	ug/L		08/05/11 09:02	08/18/11 17:04	1
4-Bromophenyl phenyl ethers	2.2	U	2.2	0.86	ug/L		08/05/11 09:02	08/18/11 17:04	1
4-Chloro-3-methylphenols	2.2	U	2.2	0.86	ug/L		08/05/11 09:02	08/18/11 17:04	1
4-Chloroanilines	2.2	U	2.2	0.86	ug/L		08/05/11 09:02	08/18/11 17:04	1
4-Chlorophenyl phenyl ethers	2.2	U	2.2	0.32	ug/L		08/05/11 09:02	08/18/11 17:04	1
4-Nitroanilines	2.2	U	2.2	0.86	ug/L		08/05/11 09:02	08/18/11 17:04	1
4-Nitrophenols	5.4	U	5.4	2.6	ug/L		08/05/11 09:02	08/18/11 17:04	1
Acenaphthenes	0.22	U	0.22	0.11	ug/L		08/05/11 09:02	08/18/11 17:04	1
Acenaphthylenes	0.22	U	0.22	0.11	ug/L		08/05/11 09:02	08/18/11 17:04	1
Anthracenes	0.22	U	0.22	0.11	ug/L		08/05/11 09:02	08/18/11 17:04	1
Benzo[a]anthracenes	0.22	U	0.22	0.11	ug/L		08/05/11 09:02	08/18/11 17:04	1
Benzo[a]pyrenes	0.22	U	0.22	0.11	ug/L		08/05/11 09:02	08/18/11 17:04	1

Client Sample ID: FWGLL12mw-184C-1786-GWi
Date Collected: 08/03/11 15:14 i
Date Received: 08/04/11 07:00 i

Lab Sample ID: 240-2499-24 i
Matr x: Water i

Method: 8270C - Semivolatile Organic Compounds (GC/MS) (Continued) i

Analytei	Resulti	Qualif er i	RL i	MDL i	Uniti	Di	Prepared i	Analyzed i	Dil Fac i
Benzo[b]fluoranthenes	0.22s	Us	0.22s	0.11s	ug/L s		08/05/11 09:02s	08/18/11 17:04s	1s
Benzo[g,h,i]perylenes	0.22s	Us	0.22s	0.11s	ug/L s		08/05/11 09:02s	08/18/11 17:04s	1s
Benzo[k]fluoranthenes	0.22s	Us	0.22s	0.11s	ug/L s		08/05/11 09:02s	08/18/11 17:04s	1s
Bis(2-chloroethoxy)methanes	1.1s	Us	1.1s	0.34s	ug/L s		08/05/11 09:02s	08/18/11 17:04s	1s
Bis(2-chloroethyl)ethers	1.1s	Us	1.1s	0.11s	ug/L s		08/05/11 09:02s	08/18/11 17:04s	1s
Bis(2-ethylhexyl) phthalatei	**1.0 i**	**Ji**	11s	0.86 s	ug/L s		08/05/11 09:02s	08/18/11 17:04s	1s
Butyl benzyl phthalates	1.1s	Us	1.1s	0.86 s	ug/L s		08/05/11 09:02s	08/18/11 17:04s	1s
Carbazoles	1.1s	Us	1.1s	0.30s	ug/L s		08/05/11 09:02s	08/18/11 17:04s	1s
1,2-Dichlorobenzenes	1.1s	Us	1.1s	0.31s	ug/L s		08/05/11 09:02s	08/18/11 17:04s	1s
Chrysenes	0.22s	Us	0.22s	0.11s	ug/L s		08/05/11 09:02s	08/18/11 17:04s	1s
1,3-Dichlorobenzenes	1.1s	Us	1.1s	0.86 s	ug/L s		08/05/11 09:02s	08/18/11 17:04s	1s
Dibenz(a,h)anthracenes	0.22s	Us	0.22s	0.11s	ug/L s		08/05/11 09:02s	08/18/11 17:04s	1s
1,4-Dichlorobenzenes	1.1s	Us	1.1s	0.37 s	ug/L s		08/05/11 09:02s	08/18/11 17:04s	1s
Dibenzofurans	1.1s	Us	1.1s	0.11s	ug/L s		08/05/11 09:02s	08/18/11 17:04s	1s
Diethyl phthalates	1.1s	Us	1.1s	0.65s	ug/L s		08/05/11 09:02s	08/18/11 17:04s	1s
Dimethyl phthalates	1.1s	Us	1.1s	0.31s	ug/L s		08/05/11 09:02s	08/18/11 17:04s	1s
Di-n-butyl phthalates	1.1s	Us	1.1s	0.72s	ug/L s		08/05/11 09:02s	08/18/11 17:04s	1s
Di-n-octyl phthalates	1.1s	Us	1.1s	0.86 s	ug/L s		08/05/11 09:02s	08/18/11 17:04s	1s
Fluoranthenes	0.22s	Us	0.22s	0.11s	ug/L s		08/05/11 09:02s	08/18/11 17:04s	1s
Fluorenes	0.22s	Us	0.22s	0.11s	ug/L s		08/05/11 09:02s	08/18/11 17:04s	1s
Hexachlorobenzenes	0.22s	Us	0.22s	0.11s	ug/L s		08/05/11 09:02s	08/18/11 17:04s	1s
Hexachlorobutadienes	1.1s	Us	1.1s	0.29s	ug/L s		08/05/11 09:02s	08/18/11 17:04s	1s
Hexachlorocyclopentadienes	11s	Us	11s	0.86 s	ug/L s		08/05/11 09:02s	08/18/11 17:04s	1s
Hexachloroethanes	1.1s	Us	1.1s	0.86 s	ug/L s		08/05/11 09:02s	08/18/11 17:04s	1s
Indeno[1,2,3-cd]pyrenes	0.22s	Us	0.22s	0.11s	ug/L s		08/05/11 09:02s	08/18/11 17:04s	1s
Isophorones	1.1s	Us	1.1s	0.29s	ug/L s		08/05/11 09:02s	08/18/11 17:04s	1s
Naphthalenes	0.22s	Us	0.22s	0.11s	ug/L s		08/05/11 09:02s	08/18/11 17:04s	1s
Nitrobenzenes	1.1s	Us	1.1s	0.043 s	ug/L s		08/05/11 09:02s	08/18/11 17:04s	1s
N-Nitrosodi-n-propylamines	1.1s	Us	1.1s	0.86 s	ug/L s		08/05/11 09:02s	08/18/11 17:04s	1s
N-Nitrosodiphenylamines	1.1s	Us	1.1s	0.33 s	ug/L s		08/05/11 09:02s	08/18/11 17:04s	1s
Pentachlorophenols	5.4s	Us	5.4s	2.6 s	ug/L s		08/05/11 09:02s	08/18/11 17:04s	1s
Phenols	1.1s	Us	1.1s	0.65s	ug/L s		08/05/11 09:02s	08/18/11 17:04s	1s
Phenanthrenes	0.22s	Us	0.22s	0.11s	ug/L s		08/05/11 09:02s	08/18/11 17:04s	1s
Pyrenes	0.22s	Us	0.22s	0.11s	ug/L s		08/05/11 09:02s	08/18/11 17:04s	1s
3 & 4 Methylphenols	1.1s	Us	1.1s	0.81s	ug/L s		08/05/11 09:02s	08/18/11 17:04s	1s
1,2,4-Trichlorobenzenes	1.1s	Us	1.1s	0.30s	ug/L s		08/05/11 09:02s	08/18/11 17:04s	1s

Surrogatea	*% Recoverya*	*Qualifiera*	*Limitsa*	*Prepareda*	*Analyzeda*	*Dil Faca*
-Fluorobiphenyl (Surr)2	*492*	*X2*	*50 - 1502*	*08/05/11 09:02*	*08/18/11 17:042*	*12*
-Fluorophenol (Surr)2	*692*		*50 - 1502*	*08/05/11 09:02*	*08/18/11 17:042*	*12*
,4,6-Tribromophenol (Surr)2	*73 2*		*50 - 1502*	*08/05/11 09:02*	*08/18/11 17:042*	*12*
Nitrobenzene-d5 (Surr)2	*52*		*50 - 1502*	*08/05/11 09:02*	*08/18/11 17:042*	*12*
Phenol-d5 (Surr)2	*73 2*		*50 - 1502*	*08/05/11 09:02*	*08/18/11 17:042*	*12*
Terphenyl-d14 (Surr)2	*592*		*50 - 1502*	*08/05/11 09:02*	*08/18/11 17:042*	*12*

Method: 8081A - Organochlor ne Pestic des (GC) i

Analytei	Resulti	Qualif er i	RL i	MDL i	Uniti	Di	Prepared i	Analyzed i	Dil Fac i
Aldrins	0.032s	Us	0.032s	0.0086 s	ug/L s		08/06/11 08:35s	08/25/11 23:56 s	1s
alpha-BHCs	0.032s	Us	0.032s	0.0074s	ug/L s		08/06/11 08:35s	08/25/11 23:56 s	1s
alpha-Chlordanes	0.032s	Us	0.032s	0.015s	ug/L s		08/06/11 08:35s	08/25/11 23:56 s	1s
beta-BHCs	0.032s	Us	0.032s	0.0088 s	ug/L s		08/06/11 08:35s	08/25/11 23:56 s	1s

Client Sample ID: FWGLL12mw-184C-1786-GW
Date Collected: 08/03/11 15:14
Date Received: 08/04/11 07:00

Lab Sample ID: 240-2499-24
Matrix: Water

Method: 8081A - Organochlorine Pesticides (GC) (Continued)

Analyte	Result	Qualifier	RL	MDL	Unit	Dil	Prepared	Analyzed	Dil Fac
4,4'-DDD	0.032	U	0.032	0.010	ug/L		08/06/11 08:35	08/25/11 23:56	1
4,4'-DDE	0.032	U	0.032	0.010	ug/L		08/06/11 08:35	08/25/11 23:56	1
4,4'-DDT	0.032	U	0.032	0.017	ug/L		08/06/11 08:35	08/25/11 23:56	1
delta-BHC	0.032	U	0.032	0.0092	ug/L		08/06/11 08:35	08/25/11 23:56	1
Dieldrin	0.032	U	0.032	0.0079	ug/L		08/06/11 08:35	08/25/11 23:56	1
Endosulfan I	0.026	U	0.026	0.014	ug/L		08/06/11 08:35	08/25/11 23:56	1
Endosulfan II	0.026	U	0.026	0.013	ug/L		08/06/11 08:35	08/25/11 23:56	1
Endosulfan sulfate	0.032	U	0.032	0.012	ug/L		08/06/11 08:35	08/25/11 23:56	1
Endrin	0.032	U	0.032	0.012	ug/L		08/06/11 08:35	08/25/11 23:56	1
Endrin aldehyde	0.032	U	0.032	0.012	ug/L		08/06/11 08:35	08/25/11 23:56	1
Endrin ketone	0.032	U	0.032	0.0082	ug/L		08/06/11 08:35	08/25/11 23:56	1
gamma-BHC (Lindane)	0.032	U	0.032	0.0067	ug/L		08/06/11 08:35	08/25/11 23:56	1
gamma-Chlordane	0.032	U	0.032	0.013	ug/L		08/06/11 08:35	08/25/11 23:56	1
Heptachlor	0.032	U	0.032	0.0084	ug/L		08/06/11 08:35	08/25/11 23:56	1
Heptachlor epoxide	0.032	U	0.032	0.0075	ug/L		08/06/11 08:35	08/25/11 23:56	1
Methoxychlor	0.11	U	0.11	0.034	ug/L		08/06/11 08:35	08/25/11 23:56	1
Toxaphene	2.1	U	2.1	0.34	ug/L		08/06/11 08:35	08/25/11 23:56	1

Surrogate	*% Recovery*	*Qualifier*	*Limits*	*Prepared*	*Analyzed*	*Dil Fac*
DCB Decachlorobiphenyl	*462*	*X*	*50 - 150*	*08/06/11 08:35*	*08/25/11 23:56*	*1*
DCB Decachlorobiphenyl	*472*	*X*	*50 - 150*	*08/06/11 08:35*	*08/25/11 23:56*	*1*
Tetrachloro-m-xylene	*98*		*50 - 150*	*08/06/11 08:35*	*08/25/11 23:56*	*1*
Tetrachloro-m-xylene	*84*		*50 - 150*	*08/06/11 08:35*	*08/25/11 23:56*	*1*

Method: 8082 - Polychlorinated Biphenyls (PCBs) by Gas Chromatography

Analyte	Result	Qualifier	RL	MDL	Unit	Dil	Prepared	Analyzed	Dil Fac
Aroclor-1016	0.53	U	0.53	0.18	ug/L		08/06/11 08:41	08/18/11 01:43	1
Aroclor-1221	0.53	U	0.53	0.14	ug/L		08/06/11 08:41	08/18/11 01:43	1
Aroclor-1232	0.53	U	0.53	0.17	ug/L		08/06/11 08:41	08/18/11 01:43	1
Aroclor-1242	0.53	U	0.53	0.23	ug/L		08/06/11 08:41	08/18/11 01:43	1
Aroclor-1248	0.53	U	0.53	0.11	ug/L		08/06/11 08:41	08/18/11 01:43	1
Aroclor-1254	0.53	U	0.53	0.17	ug/L		08/06/11 08:41	08/18/11 01:43	1
Aroclor-1260	0.53	U	0.53	0.18	ug/L		08/06/11 08:41	08/18/11 01:43	1

Surrogate	*% Recovery*	*Qualifier*	*Limits*	*Prepared*	*Analyzed*	*Dil Fac*
Tetrachloro-m-xylene	*107*		*50 - 150*	*08/06/11 08:41*	*08/18/11 01:43*	*1*
Tetrachloro-m-xylene	*93*		*50 - 150*	*08/06/11 08:41*	*08/18/11 01:43*	*1*
DCB Decachlorobiphenyl	*452*	*X*	*50 - 150*	*08/06/11 08:41*	*08/18/11 01:43*	*1*
DCB Decachlorobiphenyl	*42*	*X*	*50 - 150*	*08/06/11 08:41*	*08/18/11 01:43*	*1*

Method: 8330 (Modified) - Organic Compounds by UV/HPLC - Dissolved

Analyte	Result	Qualifier	RL	MDL	Unit	Dil	Prepared	Analyzed	Dil Fac
Nitroguanidine	20	U	20	2.4	ug/L		08/15/11 13:20	08/17/11 17:53	1

Method: 8330/8330A - Nitroaromatics & Nitramines: Explosives (8330/A)

Analyte	Result	Qualifier	RL	MDL	Unit	Dil	Prepared	Analyzed	Dil Fac
1,3,5-Trinitrobenzene	0.10	U	0.10	0.030	ug/L		08/10/11 08:30	08/17/11 06:15	1.01
1,3-Dinitrobenzene	0.10	U	0.10	0.050	ug/L		08/10/11 08:30	08/17/11 06:15	1.01
2-Amino-4,6-dinitrotoluene	0.10	U	0.10	0.10	ug/L		08/10/11 08:30	08/17/11 06:15	1.01
2,4,6-Trinitrotoluene	0.10	U	0.10	0.050	ug/L		08/10/11 08:30	08/17/11 06:15	1.01
2,4-Dinitrotoluene	0.10	U	0.10	0.050	ug/L		08/10/11 08:30	08/17/11 06:15	1.01

Client Sample ID: FWGLL12mw-184C-1786-GWi
Date Collected: 08/03/11 15:14 i
Date Received: 08/04/11 07:00 i

Lab Sample ID: 240-2499-24 i
Matr x: Water i

Method: 8330/8330A - Nitroaromatics & Nitramines: Explosives (8330/A) (Continued) i

Analytei	Resulti	Qualif er i	RL i	MDL i	Uniti	Di	Prepared i	Analyzed i	Dil Fac i
2,6-Dinitrotoluenes	0.10s	Us	0.10s	0.050s	ug/L s		08/10/11 08:30s	08/17/11 06:15s	1.01s
2-Nitrotoluenes	0.50s	Us	0.50s	0.089s	ug/L s		08/10/11 08:30s	08/17/11 06:15s	1.01s
3-Nitrotoluenes	0.50s	Us	0.50s	0.058 s	ug/L s		08/10/11 08:30s	08/17/11 06:15s	1.01s
4-Amino-2,6-dinitrotoluenes	0.10s	Us	0.10s	0.050s	ug/L s		08/10/11 08:30s	08/17/11 06:15s	1.01s
4-Nitrotoluenes	0.50s	Us	0.50s	0.089s	ug/L s		08/10/11 08:30s	08/17/11 06:15s	1.01s
HMXs	0.10s	Us	0.10s	0.036 s	ug/L s		08/10/11 08:30s	08/17/11 06:15s	1.01s
Nitrobenzenes	0.10s	Us	0.10s	0.050s	ug/L s		08/10/11 08:30s	08/17/11 06:15s	1.01s
Nitroglycerins	0.66 s	Us	0.66 s	0.33 s	ug/L s		08/10/11 08:30s	08/17/11 06:15s	1.01s
RDXs	0.10s	Us	0.10s	0.036 s	ug/L s		08/10/11 08:30s	08/17/11 06:15s	1.01s
PETNs	0.66 s	Us	0.66 s	0.30s	ug/L s		08/10/11 08:30s	08/17/11 06:15s	1.01s
Tetryls	0.10s	Us	0.10s	0.050s	ug/L s		08/10/11 08:30s	08/17/11 06:15s	1.01s

Surrogatea	*% Recoverya*	*Qualifiera*	*Limitsa*	*Prepareda*	*Analyzeda*	*Dil Faca*
3,4-Dinitrotoluene2	*902*		*50 - 1502*	*08/10/11 08:302*	*08/17/11 06:152*	*1.012*

General Chemistry i

Analytei	Resulti	Qualif er i	RL i	MDL i	Uniti	Di	Prepared i	Analyzed i	Dil Fac i
Nitrate-Nitr tei	0.035 i	Bi	0.10s	0.0053 s	mg/L s		08/18/11 00:00s	08/18/11 11:16 s	1s
Nitrocelluloses	2.0s	Us	2.0s	0.48 s	mg/L s		08/17/11 09:00s	08/18/11 12:53 s	1s

Client Sample ID: FWGLL12mw-184C-1786-GF i
Date Collected: 08/03/11 15:14 i
Date Received: 08/04/11 07:00 i

Lab Sample ID: 240-2499-25 i
Matr x: Water i

Method: 6010B - Metals (ICP) - Total Recoverablei

Analytei	Resulti	Qualif er i	RL i	MDL i	Uniti	Di	Prepared i	Analyzed i	Dil Fac i
Silvers	5.0s	Us	5.0s	2.2s	ug/L s		08/05/11 08:08 s	08/16/11 16:05s	1s
Arsenic i	17 i		5.0s	3.2s	ug/L s		08/05/11 08:08 s	08/16/11 16:05s	1s
Bar umi	9.4 i	Ji	10s	0.67 s	ug/L s		08/05/11 08:08 s	08/16/11 16:05s	1s
Calc umi	200000 i		1000s	130s	ug/L s		08/05/11 08:08 s	08/16/11 16:05s	1s
Cobalts	5.0s	Us	5.0s	1.7 s	ug/L s		08/05/11 08:08 s	08/16/11 16:05s	1s
Chromiums	5.0s	Us	5.0s	2.2s	ug/L s		08/05/11 08:08 s	08/16/11 16:05s	1s
Coppers	5.0s	Us	5.0s	4.5s	ug/L s		08/05/11 08:08 s	08/16/11 16:05s	1s
Potassiumi	2300 i	Bi	1000s	72s	ug/L s		08/05/11 08:08 s	08/16/11 16:05s	1s
Magnesiumi	150000 i		1000s	34s	ug/L s		08/05/11 08:08 s	08/16/11 16:05s	1s
Manganesei	470 i		10s	0.41s	ug/L s		08/05/11 08:08 s	08/16/11 16:05s	1s
Nickels	10s	Us	10s	3.2s	ug/L s		08/05/11 08:08 s	08/16/11 16:05s	1s
Lead s	3.0s	Us	3.0s	1.9s	ug/L s		08/05/11 08:08 s	08/16/11 16:05s	1s
Seleniums	5.0s	Us	5.0s	4.1s	ug/L s		08/05/11 08:08 s	08/16/11 16:05s	1s
Vanadiums	10s	Us	10s	0.64s	ug/L s		08/05/11 08:08 s	08/16/11 16:05s	1s

Method: 6020 - Metals (ICP/MS) - Total Recoverablei

Analytei	Resulti	Qualif er i	RL i	MDL i	Uniti	Di	Prepared i	Analyzed i	Dil Fac i
Aluminumi	31 i	Ji	50s	19s	ug/L s		08/05/11 08:08 s	08/23/11 22:57 s	1s
Berylliums	1.0s	Us	1.0s	0.20s	ug/L s		08/05/11 08:08 s	08/23/11 22:57 s	1s
Cadmiums	0.50s	Us	0.50s	0.13 s	ug/L s		08/05/11 08:08 s	08/23/11 22:57 s	1s
Ironi	2600 i		50s	26 s	ug/L s		08/05/11 08:08 s	08/23/11 22:57 s	1s
Antimonys	2.0s	Us	2.0s	0.13 s	ug/L s		08/05/11 08:08 s	08/23/11 22:57 s	1s
Thalliumi	0.17 i	J Bi	1.0s	0.14s	ug/L s		08/05/11 08:08 s	08/23/11 22:57 s	1s
Zinc i	6.1 i	Ji	10s	2.3 s	ug/L s		08/05/11 08:08 s	08/23/11 22:57 s	1s

Client Sample ID: FWGLL12mw-184C-1786-GF i

Date Collected: 08/03/11 15:14 i
Date Received: 08/04/11 07:00 i

Lab Sample ID: 240-2499-25 i
Matrix: Water i

Method: 6020 - Metals (ICP/MS) - Total Recoverable (Continued) i

Analytei	Resulti	Qualifier i	RLi	MDLi	Uniti	Di	Preparedi	Analyzedi	Dil Fac
Sodiumi	35000 i	Bi	1000s	6.9s	ug/L s		08/05/11 08:08 s	08/23/11 22:57 s	1

Method: 7470A - Mercury (CVAA) i

Analytei	Resulti	Qualifier i	RLi	MDLi	Uniti	Di	Preparedi	Analyzedi	Dil Faci
Mercurys	0.20s	Us	0.20s	0.12s	ug/L s		08/05/11 12:40s	08/10/11 16:18 s	1

General Chemistry - Dissolved i

Analytei	Resulti	Qualifier i	RLi	MDLi	Uniti	Di	Preparedi	Analyzedi	Dil Faci
Hexavalent chromiums	0.020s	Us	0.020s	0.0020s	mg/L s			08/04/11 10:09s	1

Client Sample ID: FWGLL3mw-238C-1776-GWi

Date Collected: 08/03/11 08:59 i
Date Received: 08/04/11 07:00 i

Lab Sample ID: 240-2499-26 i
Matrix: Water i

Method: 8260B - Volatile Organic Compounds (GC/MS) i

Analytei	Resulti	Qualifier i	RLi	MDLi	Uniti	Di	Preparedi	Analyzedi	Dil Faci
1,1,1-Trichloroethanes	1.0s	U	1.0s	0.22s	ug/L s			08/16/11 14:58 s	1s
1,1,2,2-Tetrachloroethanes	1.0s	U	1.0s	0.18 s	ug/L s			08/16/11 14:58 s	1s
1,1,2-Trichloroethanes	1.0s	U	1.0s	0.27 s	ug/L s			08/16/11 14:58 s	1s
1,1-Dichloroethanes	1.0s	U	1.0s	0.15s	ug/L s			08/16/11 14:58 s	1s
1,1-Dichloroethenes	1.0s	U	1.0s	0.19s	ug/L s			08/16/11 14:58 s	1s
1,2-Dichloroethanes	1.0s	U	1.0s	0.22s	ug/L s			08/16/11 14:58 s	1s
1,2-Dichloroethene, Totals	1.0s	U	1.0s	0.34s	ug/L s			08/16/11 14:58 s	1s
1,2-Dichloropropanes	1.0s	U	1.0s	0.18 s	ug/L s			08/16/11 14:58 s	1s
2-Hexanones	10s	U	10s	0.41s	ug/L s			08/16/11 14:58 s	1s
Bromochloromethanes	1.0s	U	1.0s	0.29s	ug/L s			08/16/11 14:58 s	1s
Acetonei	2.6 i	J	10s	1.1s	ug/L s			08/16/11 14:58 s	1s
Benzenes	1.0s	U	1.0s	0.13 s	ug/L s			08/16/11 14:58 s	1s
Bromoforms	1.0s	U	1.0s	0.64s	ug/L s			08/16/11 14:58 s	1s
Bromomethanes	1.0s	U	1.0s	0.41s	ug/L s			08/16/11 14:58 s	1s
Carbon disulfides	1.0s	U	1.0s	0.13 s	ug/L s			08/16/11 14:58 s	1s
Carbon tetrachlorides	1.0s	U	1.0s	0.13 s	ug/L s			08/16/11 14:58 s	1s
Chlorobenzenes	1.0s	U	1.0s	0.15s	ug/L s			08/16/11 14:58 s	1s
Chloroethanes	1.0s	U	1.0s	0.29s	ug/L s			08/16/11 14:58 s	1s
Chloroforms	1.0s	U	1.0s	0.16 s	ug/L s			08/16/11 14:58 s	1s
Chloromethanes	1.0s	U	1.0s	0.30s	ug/L s			08/16/11 14:58 s	1s
cis-1,2-Dichloroethenes	1.0s	U	1.0s	0.17 s	ug/L s			08/16/11 14:58 s	1s
cis-1,3-Dichloropropenes	1.0s	U	1.0s	0.14s	ug/L s			08/16/11 14:58 s	1s
Bromodichloromethanes	1.0s	U	1.0s	0.15s	ug/L s			08/16/11 14:58 s	1s
Ethylbenzenes	1.0s	U	1.0s	0.17 s	ug/L s			08/16/11 14:58 s	1s
1,2-Dibromoethanes	1.0s	U	1.0s	0.24s	ug/L s			08/16/11 14:58 s	1s
m-Xylene & p-Xylenes	2.0s	U	2.0s	0.24s	ug/L s			08/16/11 14:58 s	1s
2-Butanone (MEK)s	10s	U	10s	0.57 s	ug/L s			08/16/11 14:58 s	1s
4-Methyl-2-pentanone (MIBK)s	10s	U	10s	0.32s	ug/L s			08/16/11 14:58 s	1s
Methylene Chlorides	2.0s	U	2.0s	0.33 s	ug/L s			08/16/11 14:58 s	1s
o-Xylenes	1.0s	U	1.0s	0.14s	ug/L s			08/16/11 14:58 s	1s
Styrenes	1.0s	U	1.0s	0.11s	ug/L s			08/16/11 14:58 s	1s
Tetrachloroethenes	1.0s	U	1.0s	0.29s	ug/L s			08/16/11 14:58 s	1s
Toluenes	1.0s	U	1.0s	0.13 s	ug/L s			08/16/11 14:58 s	1s
trans-1,2-Dichloroethenes	1.0s	U	1.0s	0.19s	ug/L s			08/16/11 14:58 s	1s

Client Sample ID: FWGLL3mw-238C-1776-GWi
Date Collected: 08/03/11 08:59 i
Date Received: 08/04/11 07:00 i

Lab Sample ID: 240-2499-26 i
Matrix: Water i

Method: 8260B - Volatile Organic Compounds (GC/MS) (Continued) i

Analytei	Resulti	Qualifier i	RLi	MDLi	Uniti	Di	Preparedi	Analyzedi	Dil Faci
trans-1,3-Dichloropropenes	1.0s	Us	1.0s	0.19s	ug/L s			08/16/11 14:58 s	1s
Trichloroethenes	1.0s	Us	1.0s	0.17 s	ug/L s			08/16/11 14:58 s	1s
Vinyl chlorides	1.0s	Us	1.0s	0.22s	ug/L s			08/16/11 14:58 s	1s
Xylenes, Totals	2.0s	Us	2.0s	0.28 s	ug/L s			08/16/11 14:58 s	1s
Dibromochloromethanes	1.0s	Us	1.0s	0.18 s	ug/L s			08/16/11 14:58 s	1s

Surrogatea	*% Recoverya*	*Qualifiera*	*Limitsa*	*Prepareda*	*Analyzeda*	*Dil Faca*
1,2-Dichloroethane-d4 (Surr)2	*982*		*50 - 1502*		*08/16/11 14:582*	*12*
4-Bromofluorobenzene (Surr)2	*102*		*50 - 1502*		*08/16/11 14:582*	*12*
Toluene-d8 (Surr)2	*1002*		*50 - 1502*		*08/16/11 14:582*	*12*
Dibromofluoromethane (Surr)2	*962*		*50 - 1502*		*08/16/11 14:582*	*12*

Method: 8270C - Semivolatile Organic Compounds (GC/MS) i

Analytei	Resulti	Qualifier i	RLi	MDLi	Uniti	Di	Preparedi	Analyzedi	Dil Faci
2,4-Dinitrotoluenes	4.8 s	Us	4.8 s	0.26 s	ug/L s		08/05/11 09:02s	08/18/11 13:21s	1s
2,6-Dinitrotoluenes	4.8 s	Us	4.8 s	0.77 s	ug/L s		08/05/11 09:02s	08/18/11 13:21s	1s
Bis(2-ethylhexyl) phthalatei	**2.0 i**	**Ji**	9.6 s	0.77 s	ug/L s		08/05/11 09:02s	08/18/11 13:21s	1s
Butyl benzyl phthalates	0.96 s	Us	0.96 s	0.77 s	ug/L s		08/05/11 09:02s	08/18/11 13:21s	1s
Diethyl phthalates	0.96 s	Us	0.96 s	0.58 s	ug/L s		08/05/11 09:02s	08/18/11 13:21s	1s
Dimethyl phthalates	0.96 s	Us	0.96 s	0.28 s	ug/L s		08/05/11 09:02s	08/18/11 13:21s	1s
Di-n-butyl phthalates	0.96 s	Us	0.96 s	0.64s	ug/L s		08/05/11 09:02s	08/18/11 13:21s	1s
Di-n-octyl phthalates	0.96 s	Us	0.96 s	0.77 s	ug/L s		08/05/11 09:02s	08/18/11 13:21s	1s
Nitrobenzenes	0.96 s	Us	0.96 s	0.038 s	ug/L s		08/05/11 09:02s	08/18/11 13:21s	1s

Surrogatea	*% Recoverya*	*Qualifiera*	*Limitsa*	*Prepareda*	*Analyzeda*	*Dil Faca*
-Fluorobiphenyl (Surr)2	*482*	*X2*	*50 - 1502*	*08/05/11 09:02*	*08/18/11 13:212*	*12*
-Fluorophenol (Surr)2	*682*		*50 - 1502*	*08/05/11 09:02*	*08/18/11 13:212*	*12*
,4,6-Tribromophenol (Surr)2	*73 2*		*50 - 1502*	*08/05/11 09:02*	*08/18/11 13:212*	*12*
Nitrobenzene-d5 (Surr)2	*502*		*50 - 1502*	*08/05/11 09:02*	*08/18/11 13:212*	*12*
Phenol-d5 (Surr)2	*712*		*50 - 1502*	*08/05/11 09:02*	*08/18/11 13:212*	*12*
Terphenyl-d14 (Surr)2	*552*		*50 - 1502*	*08/05/11 09:02*	*08/18/11 13:212*	*12*

Method: 8081A - Organochlorine Pesticides (GC) i

Analytei	Resulti	Qualifier i	RLi	MDLi	Uniti	Di	Preparedi	Analyzedi	Dil Faci
Aldrins	0.57 s	Us	0.57 s	0.16 s	ug/L s		08/06/11 08:35s	09/02/11 07:44s	20s
alpha-BHCs	0.57 s	Us	0.57 s	0.13 s	ug/L s		08/06/11 08:35s	09/02/11 07:44s	20s
alpha-Chlordanes	0.57 s	Us	0.57 s	0.27 s	ug/L s		08/06/11 08:35s	09/02/11 07:44s	20s
beta-BHCs	0.57 s	Us	0.57 s	0.16 s	ug/L s		08/06/11 08:35s	09/02/11 07:44s	20s
4,4'-DDD	0.57 s	U * s	0.57 s	0.18 s	ug/L s		08/06/11 08:35s	09/02/11 07:44s	20s
4,4'-DDEs	0.57 s	Us	0.57 s	0.18 s	ug/L s		08/06/11 08:35s	09/02/11 07:44s	20s
4,4'-DDTs	0.57 s	Us	0.57 s	0.30s	ug/L s		08/06/11 08:35s	09/02/11 07:44s	20s
delta-BHCs	0.57 s	Us	0.57 s	0.17 s	ug/L s		08/06/11 08:35s	09/02/11 07:44s	20s
Dieldrins	0.57 s	Us	0.57 s	0.14s	ug/L s		08/06/11 08:35s	09/02/11 07:44s	20s
Endosulfan Is	0.48 s	Us	0.48 s	0.25s	ug/L s		08/06/11 08:35s	09/02/11 07:44s	20s
Endosulfan IIs	0.48 s	Us	0.48 s	0.23 s	ug/L s		08/06/11 08:35s	09/02/11 07:44s	20s
Endosulfan sulfates	0.57 s	Us	0.57 s	0.21s	ug/L s		08/06/11 08:35s	09/02/11 07:44s	20s
Endrins	0.57 s	Us	0.57 s	0.21s	ug/L s		08/06/11 08:35s	09/02/11 07:44s	20s
Endrin aldehydes	0.57 s	Us	0.57 s	0.21s	ug/L s		08/06/11 08:35s	09/02/11 07:44s	20s
Endrin ketones	0.57 s	Us	0.57 s	0.15s	ug/L s		08/06/11 08:35s	09/02/11 07:44s	20s
gamma-BHC (Lindane)s	0.57 s	Us	0.57 s	0.12s	ug/L s		08/06/11 08:35s	09/02/11 07:44s	20s
gamma-Chlordanes	0.57 s	Us	0.57 s	0.23 s	ug/L s		08/06/11 08:35s	09/02/11 07:44s	20s

Client Sample ID: FWGLL3mw-238C-1776-GWi

Date Collected: 08/03/11 08:59 i
Date Received: 08/04/11 07:00 i

Lab Sample ID: 240-2499-26 i

Matr x: Water i

Method: 8081A - Organochlor ne Pestic des (GC) (Continued) i

Analytei	Resulti	Qualif er i	RLi	MDLi	Uniti	Di	Preparedi	Analyzedi	Dil Faci
Heptachlors	0.57 s	Us	0.57 s	0.15s	ug/L s		08/06/11 08:35s	09/02/11 07:44s	20s
Heptachlor epoxides	0.57 s	Us	0.57 s	0.14s	ug/L s		08/06/11 08:35s	09/02/11 07:44s	20s
Methoxychlors	1.9s	Us	1.9s	0.61s	ug/L s		08/06/11 08:35s	09/02/11 07:44s	20s
Toxaphenes	38 s	Us	38 s	6.1s	ug/L s		08/06/11 08:35s	09/02/11 07:44s	20s

Surrogatea	*% Recoverya*	*Qualifiera*	*Limitsa*	*Prepareda*	*Analyzeda*	*Dil Faca*
DCB Decachlorobiphenyl2	*402*	*X2*	*50 - 1502*	*08/06/11 08:352*	*09/02/11 07:442*	*02*
DCB Decachlorobiphenyl2	*442*	*X2*	*50 - 1502*	*08/06/11 08:352*	*09/02/11 07:442*	*02*
Tetrachloro-m-xylene2	*11802*	*X2*	*50 - 1502*	*08/06/11 08:352*	*09/02/11 07:442*	*02*
Tetrachloro-m-xylene2	*992*		*50 - 1502*	*08/06/11 08:352*	*09/02/11 07:442*	*02*

Method: 8330 (Modif ed) - Organic Compounds by UV/HPLC - Dissolved i

Analytei	Resulti	Qualif er i	RLi	MDLi	Uniti	Di	Preparedi	Analyzedi	Dil Faci
Nitroguanidines	20s	Us	20s	2.4s	ug/L s		08/15/11 13:20s	08/17/11 18:07 s	1s

Method: 8330/8330A - Nitroaromatics & Nitramines: Explosives (8330/A) i

Analytei	Resulti	Qualif er i	RLi	MDLi	Uniti	Di	Preparedi	Analyzedi	Dil Faci
1,3,5-Tr nitrobenzenei	36 i		0.97 s	0.29s	ug/L s		08/10/11 08:30s	08/17/11 23:41s	9.69s
1,3-Dinitrobenzenei	0.76 i	Ji	0.97 s	0.48 s	ug/L s		08/10/11 08:30s	08/17/11 23:41s	9.69s
2-Amino-4,6-d initrotoluenei	14 i		0.97 s	0.97 s	ug/L s		08/10/11 08:30s	08/17/11 23:41s	9.69s
2,4,6-Tr nitrotoluenei	95 i		0.97 s	0.48 s	ug/L s		08/10/11 08:30s	08/17/11 23:41s	9.69s
2,4-Dinitrotoluenes	0.97 s	Us	0.97 s	0.48 s	ug/L s		08/10/11 08:30s	08/17/11 23:41s	9.69s
2,6-Dinitrotoluenes	0.97 s	Us	0.97 s	0.48 s	ug/L s		08/10/11 08:30s	08/17/11 23:41s	9.69s
2-Nitrotoluenes	4.8 s	Us	4.8 s	0.85s	ug/L s		08/10/11 08:30s	08/17/11 23:41s	9.69s
3-Nitrotoluenes	4.8 s	Us	4.8 s	0.55s	ug/L s		08/10/11 08:30s	08/17/11 23:41s	9.69s
4-Amino-2,6-d initrotoluenei	34 i		0.97 s	0.48 s	ug/L s		08/10/11 08:30s	08/17/11 23:41s	9.69s
4-Nitrotoluenes	4.8 s	Us	4.8 s	0.85s	ug/L s		08/10/11 08:30s	08/17/11 23:41s	9.69s
HMXi	2.2 i		0.97 s	0.35s	ug/L s		08/10/11 08:30s	08/17/11 23:41s	9.69s
Nitrobenzenes	0.97 s	Us	0.97 s	0.48 s	ug/L s		08/10/11 08:30s	08/17/11 23:41s	9.69s
Nitroglycerins	6.3 s	Us	6.3 s	3.2s	ug/L s		08/10/11 08:30s	08/17/11 23:41s	9.69s
RDXi	4.8 i	PGi	0.97 s	0.35s	ug/L s		08/10/11 08:30s	08/17/11 23:41s	9.69s
PETNs	6.3 s	Us	6.3 s	2.9s	ug/L s		08/10/11 08:30s	08/17/11 23:41s	9.69s
Tetryls	0.97 s	Us	0.97 s	0.48 s	ug/L s		08/10/11 08:30s	08/17/11 23:41s	9.69s

Surrogatea	*% Recoverya*	*Qualifiera*	*Limitsa*	*Prepareda*	*Analyzeda*	*Dil Faca*
3,4-Dinitrotoluene2	*0.02*	*SRD * 2*	*50 - 1502*	*08/10/11 08:302*	*08/17/11 23:412*	*9.692*

General Chemistry i

Analytei	Resulti	Qualif er i	RLi	MDLi	Uniti	Di	Preparedi	Analyzedi	Dil Faci
Nitrocelluloses	2.0s	Us	2.0s	0.48 s	mg/L s		08/17/11 09:00s	08/18/11 12:55s	1s

Client Sample ID: FWGLL3mw-238C-1776-GFi

Date Collected: 08/03/11 08:59 i
Date Received: 08/04/11 07:00 i

Lab Sample ID: 240-2499-27 i

Matr x: Water i

Method: 6010B - Metals (ICP) - Total Recoverablei

Analytei	Resulti	Qualif er i	RLi	MDLi	Uniti	Di	Preparedi	Analyzedi	Dil Faci
Silvers	5.0s	Us	5.0s	2.2s	ug/L s		08/05/11 08:08 s	08/16/11 16:11s	1s
Arsenics	5.0s	Us	5.0s	3.2s	ug/L s		08/05/11 08:08 s	08/16/11 16:11s	1s
Bar umi	8.4 i	Ji	10s	0.67 s	ug/L s		08/05/11 08:08 s	08/16/11 16:11s	1s
Calc umi	54000 i		1000s	130s	ug/L s		08/05/11 08:08 s	08/16/11 16:11s	1s

Client Sample ID: FWGLL3mw-238C-1776-GF i

Date Collected: 08/03/11 08:59 i
Date Received: 08/04/11 07:00 i

Lab Sample ID: 240-2499-27 i
Matr x: Water i

Method: 6010B - Metals (ICP) - Total Recoverable (Continued) i

Analytei	Resulti	Qualif er i	RL i	MDL i	Uniti	Di	Prepared i	Analyzed i	Dil Fac i
Cobalts	5.0s	Us	5.0s	1.7 s	ug/L s		08/05/11 08:08 s	08/16/11 16:11s	1s
Chromiums	5.0s	Us	5.0s	2.2s	ug/L s		08/05/11 08:08 s	08/16/11 16:11s	1s
Coppers	5.0s	Us	5.0s	4.5s	ug/L s		08/05/11 08:08 s	08/16/11 16:11s	1s
Potassiumi	**2100 i**	**Bi**	1000s	72s	ug/L s		08/05/11 08:08 s	08/16/11 16:11s	1s
Magnesiumi	**6000 i**		1000s	34s	ug/L s		08/05/11 08:08 s	08/16/11 16:11s	1s
Manganesei	**1.2 i**	**Ji**	10s	0.41s	ug/L s		08/05/11 08:08 s	08/16/11 16:11s	1s
Nickels	10s	Us	10s	3.2s	ug/L s		08/05/11 08:08 s	08/16/11 16:11s	1s
Lead s	3.0s	Us	3.0s	1.9s	ug/L s		08/05/11 08:08 s	08/16/11 16:11s	1s
Seleniums	5.0s	Us	5.0s	4.1s	ug/L s		08/05/11 08:08 s	08/17/11 07:31s	1s
Vanadiums	10s	Us	10s	0.64s	ug/L s		08/05/11 08:08 s	08/16/11 16:11s	1s

Method: 6020 - Metals (ICP/MS) - Total Recoverablei

Analytei	Resulti	Qualif er i	RL i	MDL i	Uniti	Di	Prepared i	Analyzed i	Dil Fac i
Aluminums	50s	Us	50s	19s	ug/L s		08/05/11 08:08 s	08/23/11 23:02s	1s
Berylliums	1.0s	Us	1.0s	0.20s	ug/L s		08/05/11 08:08 s	08/23/11 23:02s	1s
Cadmiums	0.50s	Us	0.50s	0.13 s	ug/L s		08/05/11 08:08 s	08/23/11 23:02s	1s
Irons	50s	Us	50s	26 s	ug/L s		08/05/11 08:08 s	08/23/11 23:02s	1s
Antimonys	2.0s	Us	2.0s	0.13 s	ug/L s		08/05/11 08:08 s	08/23/11 23:02s	1s
Thalliumi	**0.16 i**	**J Bi**	1.0s	0.14s	ug/L s		08/05/11 08:08 s	08/23/11 23:02s	1s
Zincs	10s	Us	10s	2.3 s	ug/L s		08/05/11 08:08 s	08/23/11 23:02s	1s
Sodiumi	**3800 i**	**Bi**	1000s	6.9s	ug/L s		08/05/11 08:08 s	08/23/11 23:02s	1s

Method: 7470A - Mercury (CVAA) i

Analytei	Resulti	Qualif er i	RL i	MDL i	Uniti	Di	Prepared i	Analyzed i	Dil Fac i
Mercurys	0.20s	Us	0.20s	0.12s	ug/L s		08/05/11 12:40s	08/10/11 16:22s	1s

Client Sample ID: FWGTEAM3-TRIP i

Date Collected: 08/03/11 08:00 i
Date Received: 08/04/11 07:00 i

Lab Sample ID: 240-2499-28 i
Matr x: Water i

Method: 8260B - Volatile Organic Compounds (GC/MS) i

Analytei	Resulti	Qualif er i	RL i	MDL i	Uniti	Di	Prepared i	Analyzed i	Dil Fac i
1,1,1-Trichloroethanes	1.0s	Us	1.0s	0.22s	ug/L s			08/16/11 17:30s	1s
1,1,2,2-Tetrachloroethanes	1.0s	Us	1.0s	0.18 s	ug/L s			08/16/11 17:30s	1s
1,1,2-Trichloroethanes	1.0s	Us	1.0s	0.27 s	ug/L s			08/16/11 17:30s	1s
1,1-Dichloroethanes	1.0s	Us	1.0s	0.15s	ug/L s			08/16/11 17:30s	1s
1,1-Dichloroethenes	1.0s	Us	1.0s	0.19s	ug/L s			08/16/11 17:30s	1s
1,2-Dichloroethanes	1.0s	Us	1.0s	0.22s	ug/L s			08/16/11 17:30s	1s
1,2-Dichloroethene, Totals	1.0s	Us	1.0s	0.34s	ug/L s			08/16/11 17:30s	1s
1,2-Dichloropropanes	1.0s	Us	1.0s	0.18 s	ug/L s			08/16/11 17:30s	1s
2-Hexanones	10s	Us	10s	0.41s	ug/L s			08/16/11 17:30s	1s
Bromochloromethanes	1.0s	Us	1.0s	0.29s	ug/L s			08/16/11 17:30s	1s
Acetonei	**1.1 i**	**Ji**	10s	1.1s	ug/L s			08/16/11 17:30s	1s
Benzenes	1.0s	Us	1.0s	0.13 s	ug/L s			08/16/11 17:30s	1s
Bromoforms	1.0s	Us	1.0s	0.64s	ug/L s			08/16/11 17:30s	1s
Bromomethanes	1.0s	Us	1.0s	0.41s	ug/L s			08/16/11 17:30s	1s
Carbon disulfides	1.0s	Us	1.0s	0.13 s	ug/L s			08/16/11 17:30s	1s
Carbon tetrachlorides	1.0s	Us	1.0s	0.13 s	ug/L s			08/16/11 17:30s	1s
Chlorobenzenes	1.0s	Us	1.0s	0.15s	ug/L s			08/16/11 17:30s	1s
Chloroethanes	1.0s	Us	1.0s	0.29s	ug/L s			08/16/11 17:30s	1s

Client Sample ID: FWGTEAM3-TRIP i

Date Collected: 08/03/11 08:00 i
Date Received: 08/04/11 07:00 i

Lab Sample ID: 240-2499-28 i
Matr x: Water i

Method: 8260B - Volatile Organic Compounds (GC/MS) (Continued) i

Analytei	Resulti	Qualif er i	RL i	MDL i	Uniti	Di	Prepared i	Analyzed i	Dil Fac i
Chloroforms	1.0s	Us	1.0s	0.16 s	ug/L s			08/16/11 17:30s	1s
Chloromethanes	1.0s	Us	1.0s	0.30s	ug/L s			08/16/11 17:30s	1s
cis-1,2-Dichloroethenes	1.0s	Us	1.0s	0.17 s	ug/L s			08/16/11 17:30s	1s
cis-1,3-Dichloropropenes	1.0s	Us	1.0s	0.14s	ug/L s			08/16/11 17:30s	1s
Bromodichloromethanes	1.0s	Us	1.0s	0.15s	ug/L s			08/16/11 17:30s	1s
Ethylbenzenes	1.0s	Us	1.0s	0.17 s	ug/L s			08/16/11 17:30s	1s
1,2-Dibromoethanes	1.0s	Us	1.0s	0.24s	ug/L s			08/16/11 17:30s	1s
m-Xylene & p-Xylenes	2.0s	Us	2.0s	0.24s	ug/L s			08/16/11 17:30s	1s
2-Butanone (MEK)s	10s	Us	10s	0.57 s	ug/L s			08/16/11 17:30s	1s
4-Methyl-2-pentanone (MIBK)s	10s	Us	10s	0.32s	ug/L s			08/16/11 17:30s	1s
Methylene Chlorides	2.0s	Us	2.0s	0.33 s	ug/L s			08/16/11 17:30s	1s
o-Xylenes	1.0s	Us	1.0s	0.14s	ug/L s			08/16/11 17:30s	1s
Styrenes	1.0s	Us	1.0s	0.11s	ug/L s			08/16/11 17:30s	1s
Tetrachloroethenes	1.0s	Us	1.0s	0.29s	ug/L s			08/16/11 17:30s	1s
Toluenes	1.0s	Us	1.0s	0.13 s	ug/L s			08/16/11 17:30s	1s
trans-1,2-Dichloroethenes	1.0s	Us	1.0s	0.19s	ug/L s			08/16/11 17:30s	1s
trans-1,3-Dichloropropenes	1.0s	Us	1.0s	0.19s	ug/L s			08/16/11 17:30s	1s
Trichloroethenes	1.0s	Us	1.0s	0.17 s	ug/L s			08/16/11 17:30s	1s
Vinyl chlorides	1.0s	Us	1.0s	0.22s	ug/L s			08/16/11 17:30s	1s
Xylenes, Totals	2.0s	Us	2.0s	0.28 s	ug/L s			08/16/11 17:30s	1s
Dibromochloromethanes	1.0s	Us	1.0s	0.18 s	ug/L s			08/16/11 17:30s	1s

Surrogatea	*% Recoverya*	*Qualifiera*	*Limitsa*	*Prepareda*	*Analyzeda*	*Dil Faca*
1,2-Dichloroethane-d4 (Surr)2	*992*		*50 - 1502*		*08/16/11 17:302*	*12*
4-Bromofluorobenzene (Surr)2	*982*		*50 - 1502*		*08/16/11 17:302*	*12*
Toluene-d8 (Surr)2	*102*		*50 - 1502*		*08/16/11 17:302*	*12*
Dibromofluoromethane (Surr)2	*972*		*50 - 1502*		*08/16/11 17:302*	*12*

Client Sample ID: FWGLL12mw-128C-1781-GWi

Date Collected: 08/03/11 10:19 i
Date Received: 08/04/11 07:00 i

Lab Sample ID: 240-2499-29 i
Matr x: Water i

Method: 8260B - Volatile Organic Compounds (GC/MS) i

Analytei	Resulti	Qualif er i	RL i	MDL i	Uniti	Di	Prepared i	Analyzed i	Dil Fac i
1,1,1-Trichloroethanes	1.0s	Us	1.0s	0.22s	ug/L s			08/16/11 15:20s	1s
1,1,2,2-Tetrachloroethanes	1.0s	Us	1.0s	0.18 s	ug/L s			08/16/11 15:20s	1s
1,1,2-Trichloroethanes	1.0s	Us	1.0s	0.27 s	ug/L s			08/16/11 15:20s	1s
1,1-Dichloroethanes	1.0s	Us	1.0s	0.15s	ug/L s			08/16/11 15:20s	1s
1,1-Dichloroethenes	1.0s	Us	1.0s	0.19s	ug/L s			08/16/11 15:20s	1s
1,2-Dichloroethanes	1.0s	Us	1.0s	0.22s	ug/L s			08/16/11 15:20s	1s
1,2-Dichloroethene, Totals	1.0s	Us	1.0s	0.34s	ug/L s			08/16/11 15:20s	1s
1,2-Dichloropropanes	1.0s	Us	1.0s	0.18 s	ug/L s			08/16/11 15:20s	1s
2-Hexanones	10s	Us	10s	0.41s	ug/L s			08/16/11 15:20s	1s
Bromochloromethanes	1.0s	Us	1.0s	0.29s	ug/L s			08/16/11 15:20s	1s
Acetonei	1.5 i	Ji	10s	1.1s	ug/L s			08/16/11 15:20s	1s
Benzenes	1.0s	Us	1.0s	0.13 s	ug/L s			08/16/11 15:20s	1s
Bromoforms	1.0s	Us	1.0s	0.64s	ug/L s			08/16/11 15:20s	1s
Bromomethanes	1.0s	Us	1.0s	0.41s	ug/L s			08/16/11 15:20s	1s
Carbon disulfides	1.0s	Us	1.0s	0.13 s	ug/L s			08/16/11 15:20s	1s
Carbon tetrachlorides	1.0s	Us	1.0s	0.13 s	ug/L s			08/16/11 15:20s	1s

Client Sample ID: FWGLL12mw-128C-1781-GWi
Date Collected: 08/03/11 10:19 i
Date Received: 08/04/11 07:00 i

Lab Sample ID: 240-2499-29 i
Matr x: Water i

Method: 8260B - Volatile Organic Compounds (GC/MS) (Continued) i

Analytei	Resulti	Qualif er i	RL i	MDL i	Uniti	Di	Prepared i	Analyzed i	Dil Fac i
Chlorobenzenes	1.0s	Us	1.0s	0.15s	ug/L s			08/16/11 15:20s	1s
Chloroethanes	1.0s	Us	1.0s	0.29s	ug/L s			08/16/11 15:20s	1s
Chloroforms	1.0s	Us	1.0s	0.16 s	ug/L s			08/16/11 15:20s	1s
Chloromethanes	1.0s	Us	1.0s	0.30s	ug/L s			08/16/11 15:20s	1s
cis-1,2-Dichloroethenes	1.0s	Us	1.0s	0.17 s	ug/L s			08/16/11 15:20s	1s
cis-1,3-Dichloropropenes	1.0s	Us	1.0s	0.14s	ug/L s			08/16/11 15:20s	1s
Bromodichloromethanes	1.0s	Us	1.0s	0.15s	ug/L s			08/16/11 15:20s	1s
Ethylbenzenes	1.0s	Us	1.0s	0.17 s	ug/L s			08/16/11 15:20s	1s
1,2-Dibromoethanes	1.0s	Us	1.0s	0.24s	ug/L s			08/16/11 15:20s	1s
m-Xylene & p-Xylenes	2.0s	Us	2.0s	0.24s	ug/L s			08/16/11 15:20s	1s
2-Butanone (MEK)s	10s	Us	10s	0.57 s	ug/L s			08/16/11 15:20s	1s
4-Methyl-2-pentanone (MIBK)s	10s	Us	10s	0.32s	ug/L s			08/16/11 15:20s	1s
Methylene Chlorides	2.0s	Us	2.0s	0.33 s	ug/L s			08/16/11 15:20s	1s
o-Xylenes	1.0s	Us	1.0s	0.14s	ug/L s			08/16/11 15:20s	1s
Styrenes	1.0s	Us	1.0s	0.11s	ug/L s			08/16/11 15:20s	1s
Tetrachloroethenes	1.0s	Us	1.0s	0.29s	ug/L s			08/16/11 15:20s	1s
Toluenes	1.0s	Us	1.0s	0.13 s	ug/L s			08/16/11 15:20s	1s
trans-1,2-Dichloroethenes	1.0s	Us	1.0s	0.19s	ug/L s			08/16/11 15:20s	1s
trans-1,3-Dichloropropenes	1.0s	Us	1.0s	0.19s	ug/L s			08/16/11 15:20s	1s
Trichloroethenes	1.0s	Us	1.0s	0.17 s	ug/L s			08/16/11 15:20s	1s
Vinyl chlorides	1.0s	Us	1.0s	0.22s	ug/L s			08/16/11 15:20s	1s
Xylenes, Totals	2.0s	Us	2.0s	0.28 s	ug/L s			08/16/11 15:20s	1s
Dibromochloromethanes	1.0s	Us	1.0s	0.18 s	ug/L s			08/16/11 15:20s	1s

Surrogatea	*% Recoverya*	*Qualifiera*	*Limitsa*	*Prepareda*	*Analyzeda*	*Dil Faca*
1,2-Dichloroethane-d4 (Surr)2	*992*		*50 - 1502*		*08/16/11 15:202*	*12*
4-Bromofluorobenzene (Surr)2	*102*		*50 - 1502*		*08/16/11 15:202*	*12*
Toluene-d8 (Surr)2	*1002*		*50 - 1502*		*08/16/11 15:202*	*12*
Dibromofluoromethane (Surr)2	*962*		*50 - 1502*		*08/16/11 15:202*	*12*

Method: 8270C - Semivolatile Organic Compounds (GC/MS) i

Analytei	Resulti	Qualif er i	RL i	MDL i	Uniti	Di	Prepared i	Analyzed i	Dil Fac i
2,2'-oxybis[1-chloropropane] s	0.95s	Us	0.95s	0.38 s	ug/L s		08/05/11 09:02s	08/18/11 11:30s	1s
2,4,5-Trichlorophenols	4.8 s	Us	4.8 s	0.29s	ug/L s		08/05/11 09:02s	08/18/11 11:30s	1s
2,4,6-Trichlorophenols	4.8 s	Us	4.8 s	0.76 s	ug/L s		08/05/11 09:02s	08/18/11 11:30s	1s
2,4-Dichlorophenols	1.9s	Us	1.9s	0.76 s	ug/L s		08/05/11 09:02s	08/18/11 11:30s	1s
2,4-Dimethylphenols	1.9s	Us	1.9s	0.76 s	ug/L s		08/05/11 09:02s	08/18/11 11:30s	1s
2,4-Dinitrophenols	4.8 s	Us	4.8 s	2.3 s	ug/L s		08/05/11 09:02s	08/18/11 11:30s	1s
2,4-Dinitrotoluenes	4.8 s	Us	4.8 s	0.26 s	ug/L s		08/05/11 09:02s	08/18/11 11:30s	1s
2,6-Dinitrotoluenes	4.8 s	Us	4.8 s	0.76 s	ug/L s		08/05/11 09:02s	08/18/11 11:30s	1s
2-Chloronaphthalenes	0.95s	Us	0.95s	0.095s	ug/L s		08/05/11 09:02s	08/18/11 11:30s	1s
2-Chlorophenols	0.95s	Us	0.95s	0.28 s	ug/L s		08/05/11 09:02s	08/18/11 11:30s	1s
Benzoic acid s	9.5s	Us	9.5s	9.5s	ug/L s		08/05/11 09:02s	08/18/11 11:30s	1s
2-Methylnaphthalenes	0.19s	Us	0.19s	0.095s	ug/L s		08/05/11 09:02s	08/18/11 11:30s	1s
2-Methylphenols	0.95s	Us	0.95s	0.76 s	ug/L s		08/05/11 09:02s	08/18/11 11:30s	1s
2-Nitroanilines	1.9s	Us	1.9s	0.76 s	ug/L s		08/05/11 09:02s	08/18/11 11:30s	1s
Benzyl alcohols	4.8 s	Us	4.8 s	0.36 s	ug/L s		08/05/11 09:02s	08/18/11 11:30s	1s
2-Nitrophenols	1.9s	Us	1.9s	0.27 s	ug/L s		08/05/11 09:02s	08/18/11 11:30s	1s
3,3'-Dichlorobenzidines	4.8 s	Us	4.8 s	0.35s	ug/L s		08/05/11 09:02s	08/18/11 11:30s	1
3-Nitroanilines	1.9s	Us	1.9s	0.27 s	ug/L s		08/05/11 09:02s	08/18/11 11:30s	1
4,6-Dinitro-2-methylphenols	4.8 s	Us	4.8 s	2.3 s	ug/L s		08/05/11 09:02s	08/18/11 11:30s	1

Client Sample ID: FWGLL12mw-128C-1781-GW
Date Collected: 08/03/11 10:19
Date Received: 08/04/11 07:00

Lab Sample ID: 240-2499-29
Matrix: Water

Method: 8270C - Semivolatile Organic Compounds (GC/MS) (Continued)

Analyte	Result	Qualifier	RL	MDL	Unit	D	Prepared	Analyzed	Dil Fac
4-Bromophenyl phenyl ethers	1.9	U	1.9	0.76	ug/L		08/05/11 09:02	08/18/11 11:30	1
4-Chloro-3-methylphenols	1.9	U	1.9	0.76	ug/L		08/05/11 09:02	08/18/11 11:30	1
4-Chloroanilines	1.9	U	1.9	0.76	ug/L		08/05/11 09:02	08/18/11 11:30	1
4-Chlorophenyl phenyl ethers	1.9	U	1.9	0.29	ug/L		08/05/11 09:02	08/18/11 11:30	1
4-Nitroanilines	1.9	U	1.9	0.76	ug/L		08/05/11 09:02	08/18/11 11:30	1
4-Nitrophenols	4.8	U	4.8	2.3	ug/L		08/05/11 09:02	08/18/11 11:30	1
Acenaphthenes	0.19	U	0.19	0.095	ug/L		08/05/11 09:02	08/18/11 11:30	1
Acenaphthylenes	0.19	U	0.19	0.095	ug/L		08/05/11 09:02	08/18/11 11:30	1
Anthracenes	0.19	U	0.19	0.095	ug/L		08/05/11 09:02	08/18/11 11:30	1
Benzo[a]anthracenes	0.19	U	0.19	0.095	ug/L		08/05/11 09:02	08/18/11 11:30	1
Benzo[a]pyrenes	0.19	U	0.19	0.095	ug/L		08/05/11 09:02	08/18/11 11:30	1
Benzo[b]fluoranthenes	0.19	U	0.19	0.095	ug/L		08/05/11 09:02	08/18/11 11:30	1
Benzo[g,h,i]perylenes	0.19	U	0.19	0.095	ug/L		08/05/11 09:02	08/18/11 11:30	1
Benzo[k]fluoranthenes	0.19	U	0.19	0.095	ug/L		08/05/11 09:02	08/18/11 11:30	1
Bis(2-chloroethoxy)methanes	0.95	U	0.95	0.30	ug/L		08/05/11 09:02	08/18/11 11:30	1
Bis(2-chloroethyl)ethers	0.95	U	0.95	0.095	ug/L		08/05/11 09:02	08/18/11 11:30	1
Bis(2-ethylhexyl) phthalate	**4.5**	**J**	9.5	0.76	ug/L		08/05/11 09:02	08/18/11 11:30	1
Butyl benzyl phthalates	0.95	U	0.95	0.76	ug/L		08/05/11 09:02	08/18/11 11:30	1
Carbazoles	0.95	U	0.95	0.27	ug/L		08/05/11 09:02	08/18/11 11:30	1
1,2-Dichlorobenzenes	0.95	U	0.95	0.28	ug/L		08/05/11 09:02	08/18/11 11:30	1
Chrysenes	0.19	U	0.19	0.095	ug/L		08/05/11 09:02	08/18/11 11:30	1
1,3-Dichlorobenzenes	0.95	U	0.95	0.76	ug/L		08/05/11 09:02	08/18/11 11:30	1
Dibenz(a,h)anthracenes	0.19	U	0.19	0.095	ug/L		08/05/11 09:02	08/18/11 11:30	1
1,4-Dichlorobenzenes	0.95	U	0.95	0.32	ug/L		08/05/11 09:02	08/18/11 11:30	1
Dibenzofurans	0.95	U	0.95	0.095	ug/L		08/05/11 09:02	08/18/11 11:30	1
Diethyl phthalates	0.95	U	0.95	0.57	ug/L		08/05/11 09:02	08/18/11 11:30	1
Dimethyl phthalates	0.95	U	0.95	0.28	ug/L		08/05/11 09:02	08/18/11 11:30	1
Di-n-butyl phthalates	0.95	U	0.95	0.64	ug/L		08/05/11 09:02	08/18/11 11:30	1
Di-n-octyl phthalates	0.95	U	0.95	0.76	ug/L		08/05/11 09:02	08/18/11 11:30	1
Fluoranthenes	0.19	U	0.19	0.095	ug/L		08/05/11 09:02	08/18/11 11:30	1
Fluorenes	0.19	U	0.19	0.095	ug/L		08/05/11 09:02	08/18/11 11:30	1
Hexachlorobenzenes	0.19	U	0.19	0.095	ug/L		08/05/11 09:02	08/18/11 11:30	1
Hexachlorobutadienes	0.95	U	0.95	0.26	ug/L		08/05/11 09:02	08/18/11 11:30	1
Hexachlorocyclopentadienes	9.5	U	9.5	0.76	ug/L		08/05/11 09:02	08/18/11 11:30	1
Hexachloroethanes	0.95	U	0.95	0.76	ug/L		08/05/11 09:02	08/18/11 11:30	1
Indeno[1,2,3-cd]pyrenes	0.19	U	0.19	0.095	ug/L		08/05/11 09:02	08/18/11 11:30	1
Isophorones	0.95	U	0.95	0.26	ug/L		08/05/11 09:02	08/18/11 11:30	1
Naphthalenes	0.19	U	0.19	0.095	ug/L		08/05/11 09:02	08/18/11 11:30	1
Nitrobenzenes	0.95	U	0.95	0.038	ug/L		08/05/11 09:02	08/18/11 11:30	1
N-Nitrosodi-n-propylamines	0.95	U	0.95	0.76	ug/L		08/05/11 09:02	08/18/11 11:30	1
N-Nitrosodiphenylamines	0.95	U	0.95	0.30	ug/L		08/05/11 09:02	08/18/11 11:30	1
Pentachlorophenols	4.8	U	4.8	2.3	ug/L		08/05/11 09:02	08/18/11 11:30	1
Phenols	0.95	U	0.95	0.57	ug/L		08/05/11 09:02	08/18/11 11:30	1
Phenanthrenes	0.19	U	0.19	0.095	ug/L		08/05/11 09:02	08/18/11 11:30	1
Pyrenes	0.19	U	0.19	0.095	ug/L		08/05/11 09:02	08/18/11 11:30	1
3 & 4 Methylphenols	0.95	U	0.95	0.71	ug/L		08/05/11 09:02	08/18/11 11:30	1
1,2,4-Trichlorobenzenes	0.95	U	0.95	0.27	ug/L		08/05/11 09:02	08/18/11 11:30	1

Surrogate	*% Recovery*	*Qualifier*	*Limits*	*Prepared*	*Analyzed*	*Dil Fac*
2-Fluorobiphenyl (Surr)	*50*		*50 - 150*	*08/05/11 09:02*	*08/18/11 11:30*	*1*

Client Sample ID: FWGLL12mw-128C-1781-GWi
Date Collected: 08/03/11 10:19 i
Date Received: 08/04/11 07:00 i

Lab Sample ID: 240-2499-29 i
Matr x: Water i

Method: 8270C - Semivolatile Organic Compounds (GC/MS) (Continued) i

Surrogatea	% Recoverya	Qualifiera	Limitsa	Prepareda	Analyzeda	Dil Faca
-Fluorophenol (Surr)2	752		50 - 1502	08/05/11 09:02	08/18/11 11:302	12
,4,6-Tribromophenol (Surr)2	782		50 - 1502	08/05/11 09:02	08/18/11 11:302	12
Nitrobenzene-d5 (Surr)2	52		50 - 1502	08/05/11 09:02	08/18/11 11:302	12
Phenol-d5 (Surr)2	782		50 - 1502	08/05/11 09:02	08/18/11 11:302	12
Terphenyl-d14 (Surr)2	452	X2	50 - 1502	08/05/11 09:02	08/18/11 11:302	12

Method: 8081A - Organochlor ne Pestic des (GC) i

Analytei	Resulti	Qualif er i	RL i	MDL i	Uniti	Di	Prepared i	Analyzed i	Dil Fac i
Aldrins	0.029s	Us	0.029s	0.0078 s	ug/L s		08/06/11 08:35s	08/26/11 01:33 s	1s
alpha-BHCs	0.029s	Us	0.029s	0.0067 s	ug/L s		08/06/11 08:35s	08/26/11 01:33 s	1s
alpha-Chlordanes	0.029s	Us	0.029s	0.013 s	ug/L s		08/06/11 08:35s	08/26/11 01:33 s	1s
beta-BHCs	0.029s	Us	0.029s	0.0080s	ug/L s		08/06/11 08:35s	08/26/11 01:33 s	1s
4,4'-DDD	0.029s	Us	0.029s	0.0091s	ug/L s		08/06/11 08:35s	08/26/11 01:33 s	1s
4,4'-DDEs	0.029s	Us	0.029s	0.0092s	ug/L s		08/06/11 08:35s	08/26/11 01:33 s	1s
4,4'-DDTs	0.029s	Us	0.029s	0.015s	ug/L s		08/06/11 08:35s	08/26/11 01:33 s	1s
delta-BHCs	0.029s	Us	0.029s	0.0083 s	ug/L s		08/06/11 08:35s	08/26/11 01:33 s	1s
Dieldrins	0.029s	Us	0.029s	0.0071s	ug/L s		08/06/11 08:35s	08/26/11 01:33 s	1s
Endosulfan Is	0.024s	Us	0.024s	0.012s	ug/L s		08/06/11 08:35s	08/26/11 01:33 s	1s
Endosulfan IIs	0.024s	Us	0.024s	0.011s	ug/L s		08/06/11 08:35s	08/26/11 01:33 s	1s
Endosulfan sulfates	0.029s	Us	0.029s	0.010s	ug/L s		08/06/11 08:35s	08/26/11 01:33 s	1s
Endrins	0.029s	Us	0.029s	0.010s	ug/L s		08/06/11 08:35s	08/26/11 01:33 s	1s
Endrin aldehydes	0.029s	Us	0.029s	0.010s	ug/L s		08/06/11 08:35s	08/26/11 01:33 s	1s
Endrin ketones	0.029s	Us	0.029s	0.0074s	ug/L s		08/06/11 08:35s	08/26/11 01:33 s	1s
gamma-BHC (Lindane)s	0.029s	Us	0.029s	0.0061s	ug/L s		08/06/11 08:35s	08/26/11 01:33 s	1s
gamma-Chlordanes	0.029s	Us	0.029s	0.011s	ug/L s		08/06/11 08:35s	08/26/11 01:33 s	1s
Heptachlors	0.029s	Us	0.029s	0.0076 s	ug/L s		08/06/11 08:35s	08/26/11 01:33 s	1s
Heptachlor epoxides	0.029s	Us	0.029s	0.0068 s	ug/L s		08/06/11 08:35s	08/26/11 01:33 s	1s
Methoxychlors	0.095s	Us	0.095s	0.030s	ug/L s		08/06/11 08:35s	08/26/11 01:33 s	1s
Toxaphenes	1.9s	Us	1.9s	0.30s	ug/L s		08/06/11 08:35s	08/26/11 01:33 s	1s

Surrogatea	% Recoverya	Qualifiera	Limitsa	Prepareda	Analyzeda	Dil Faca
DCB Decachlorobiphenyl2	402	X2	50 - 1502	08/06/11 08:352	08/26/11 01:33 2	12
DCB Decachlorobiphenyl2	352	X2	50 - 1502	08/06/11 08:352	08/26/11 01:33 2	12
Tetrachloro-m-xylene2	82		50 - 1502	08/06/11 08:352	08/26/11 01:33 2	12
Tetrachloro-m-xylene2	752		50 - 1502	08/06/11 08:352	08/26/11 01:33 2	12

Method: 8082 - Polychlor nated Biphenyls (PCBs) by Gas Chromatography i

Analytei	Resulti	Qualif er i	RL i	MDL i	Uniti	Di	Prepared i	Analyzed i	Dil Fac i
Aroclor-1016 s	0.48 s	Us	0.48 s	0.16 s	ug/L s		08/06/11 08:41s	08/18/11 02:13 s	1s
Aroclor-1221s	0.48 s	Us	0.48 s	0.12s	ug/L s		08/06/11 08:41s	08/18/11 02:13 s	1s
Aroclor-1232s	0.48 s	Us	0.48 s	0.15s	ug/L s		08/06/11 08:41s	08/18/11 02:13 s	1s
Aroclor-1242s	0.48 s	Us	0.48 s	0.21s	ug/L s		08/06/11 08:41s	08/18/11 02:13 s	1s
Aroclor-1248 s	0.48 s	Us	0.48 s	0.095s	ug/L s		08/06/11 08:41s	08/18/11 02:13 s	1s
Aroclor-1254s	0.48 s	Us	0.48 s	0.15s	ug/L s		08/06/11 08:41s	08/18/11 02:13 s	1s
Aroclor-1260s	0.48 s	Us	0.48 s	0.16 s	ug/L s		08/06/11 08:41s	08/18/11 02:13 s	1s

Surrogatea	% Recoverya	Qualifiera	Limitsa	Prepareda	Analyzeda	Dil Faca
Tetrachloro-m-xylene2	93 2		50 - 1502	08/06/11 08:412	08/18/11 02:13 2	12
Tetrachloro-m-xylene2	872		50 - 1502	08/06/11 08:412	08/18/11 02:13 2	12
DCB Decachlorobiphenyl2	3 2	X2	50 - 1502	08/06/11 08:412	08/18/11 02:13 2	12
DCB Decachlorobiphenyl2	3 2	X2	50 - 1502	08/06/11 08:412	08/18/11 02:13 2	12

Client Sample ID: FWGLL12mw-128C-1781-GW

Date Collected: 08/03/11 10:19
Date Received: 08/04/11 07:00

Lab Sample ID: 240-2499-29
Matrix: Water

Method: 8330 (Modified) - Organic Compounds by UV/HPLC - Dissolved

Analyte	Result	Qualifier	RL	MDL	Unit	D	Prepared	Analyzed	Dil Fac
Nitroguanidines	20	U	20	2.4	ug/L		08/15/11 13:20	08/17/11 18:22	1

Method: 8330/8330A - Nitroaromatics & Nitramines: Explosives (8330/A)

Analyte	Result	Qualifier	RL	MDL	Unit	D	Prepared	Analyzed	Dil Fac
1,3,5-Trinitrobenzenes	0.097	U	0.097	0.029	ug/L		08/10/11 08:30	08/17/11 07:35	0.97
1,3-Dinitrobenzenes	0.097	U	0.097	0.048	ug/L		08/10/11 08:30	08/17/11 07:35	0.97
2-Amino-4,6-dinitrotoluenes	0.097	U	0.097	0.097	ug/L		08/10/11 08:30	08/17/11 07:35	0.97
2,4,6-Trinitrotoluenes	0.097	U	0.097	0.048	ug/L		08/10/11 08:30	08/17/11 07:35	0.97
2,4-Dinitrotoluenes	0.097	U	0.097	0.048	ug/L		08/10/11 08:30	08/17/11 07:35	0.97
2,6-Dinitrotoluenes	0.097	U	0.097	0.048	ug/L		08/10/11 08:30	08/17/11 07:35	0.97
2-Nitrotoluenes	0.48	U	0.48	0.085	ug/L		08/10/11 08:30	08/17/11 07:35	0.97
3-Nitrotoluenes	0.48	U	0.48	0.055	ug/L		08/10/11 08:30	08/17/11 07:35	0.97
4-Amino-2,6-dinitrotoluenes	0.097	U	0.097	0.048	ug/L		08/10/11 08:30	08/17/11 07:35	0.97
4-Nitrotoluenes	0.48	U	0.48	0.085	ug/L		08/10/11 08:30	08/17/11 07:35	0.97
HMXs	0.097	U	0.097	0.035	ug/L		08/10/11 08:30	08/17/11 07:35	0.97
Nitrobenzenes	0.097	U	0.097	0.048	ug/L		08/10/11 08:30	08/17/11 07:35	0.97
Nitroglycerins	0.63	U	0.63	0.32	ug/L		08/10/11 08:30	08/17/11 07:35	0.97
RDXs	0.097	U	0.097	0.035	ug/L		08/10/11 08:30	08/17/11 07:35	0.97
PETNs	0.63	U	0.63	0.29	ug/L		08/10/11 08:30	08/17/11 07:35	0.97
Tetryls	0.097	U	0.097	0.048	ug/L		08/10/11 08:30	08/17/11 07:35	0.97

Surrogate	*% Recovery*	*Qualifier*	*Limits*	*Prepared*	*Analyzed*	*Dil Fac*
3,4-Dinitrotoluene	*87*		*50 - 150*	*08/10/11 08:30*	*08/17/11 07:35*	*0.97*

General Chemistry

Analyte	Result	Qualifier	RL	MDL	Unit	D	Prepared	Analyzed	Dil Fac
Nitrate-Nitrite	**0.077**	**B**	0.10	0.0053	mg/L		08/18/11 00:00	08/18/11 11:18	1
Nitrocelluloses	2.0	U	2.0	0.48	mg/L		08/17/11 09:00	08/18/11 12:57	1

Client Sample ID: FWGLL12mw-128C-1781-GF

Date Collected: 08/03/11 10:19
Date Received: 08/04/11 07:00

Lab Sample ID: 240-2499-30
Matrix: Water

Method: 6010B - Metals (ICP) - Total Recoverable

Analyte	Result	Qualifier	RL	MDL	Unit	D	Prepared	Analyzed	Dil Fac
Silvers	5.0	U	5.0	2.2	ug/L		08/05/11 08:05	08/16/11 13:56	1
Arsenic	**48**		5.0	3.2	ug/L		08/05/11 08:05	08/16/11 13:56	1
Barium	**56**		10	0.67	ug/L		08/05/11 08:05	08/16/11 13:56	1
Calcium	**190000**		1000	130	ug/L		08/05/11 08:05	08/16/11 13:56	1
Cobalts	5.0	U	5.0	1.7	ug/L		08/05/11 08:05	08/16/11 13:56	1
Chromiums	5.0	U	5.0	2.2	ug/L		08/05/11 08:05	08/16/11 13:56	1
Coppers	5.0	U	5.0	4.5	ug/L		08/05/11 08:05	08/16/11 13:56	1
Potassium	**2200**	**B**	1000	72	ug/L		08/05/11 08:05	08/16/11 13:56	1
Magnesium	**120000**		1000	34	ug/L		08/05/11 08:05	08/16/11 13:56	1
Manganese	**200**		10	0.41	ug/L		08/05/11 08:05	08/16/11 13:56	1
Nickels	10	U	10	3.2	ug/L		08/05/11 08:05	08/16/11 13:56	1
Leads	3.0	U	3.0	1.9	ug/L		08/05/11 08:05	08/16/11 13:56	1
Seleniums	5.0	U	5.0	4.1	ug/L		08/05/11 08:05	08/16/11 13:56	1
Vanadiums	10	U	10	0.64	ug/L		08/05/11 08:05	08/16/11 13:56	1

Client Sample ID: FWGLL12mw-128C-1781-GF i
Date Collected: 08/03/11 10:19 i
Date Received: 08/04/11 07:00 i

Lab Sample ID: 240-2499-30 i
Matr x: Water i

Method: 6020 - Metals (ICP/MS) - Total Recoverablei

Analytei	Resulti	Qualif er i	RLi	MDLi	Uniti	Di	Preparedi	Analyzedi	Dil Faci
Aluminumi	190 i		50s	19s	ug/L s		08/05/11 08:05s	08/23/11 20:40s	1s
Berylliums	1.0s	Us	1.0s	0.20s	ug/L s		08/05/11 08:05s	08/23/11 20:40s	1s
Cadmiums	0.50s	Us	0.50s	0.13 s	ug/L s		08/05/11 08:05s	08/23/11 20:40s	1s
Ironi	5100 i		50s	26 s	ug/L s		08/05/11 08:05s	08/23/11 20:40s	1s
Antimony i	0.28 i	Ji	2.0s	0.13 s	ug/L s		08/05/11 08:05s	08/23/11 20:40s	1s
Thalliumi	1.1 i	Bi	1.0s	0.14s	ug/L s		08/05/11 08:05s	08/23/11 20:40s	1s
Zincs	10s	Us	10s	2.3 s	ug/L s		08/05/11 08:05s	08/23/11 20:40s	1s
Sodiumi	24000 i	Bi	1000s	6.9s	ug/L s		08/05/11 08:05s	08/23/11 20:40s	1s

Method: 7470A - Mercury (CVAA) i

Analytei	Resulti	Qualif er i	RLi	MDLi	Uniti	Di	Preparedi	Analyzedi	Dil Faci
Mercurys	0.20s	Us	0.20s	0.12s	ug/L s		08/05/11 12:40s	08/10/11 15:54s	1s

General Chemistry - Dissolved i

Analytei	Resulti	Qualif er i	RLi	MDLi	Uniti	Di	Preparedi	Analyzedi	Dil Faci
Hexavalent chromiums	0.020s	Us	0.020s	0.0020s	mg/L s			08/04/11 10:09s	1s

Client Sample ID: FWGLL12mw-088C-1778-GWi
Date Collected: 08/03/11 12:19 i
Date Received: 08/04/11 07:00 i

Lab Sample ID: 240-2499-31 i
Matr x: Water i

Method: 8260B - Volatile Organic Compounds (GC/MS) i

Analytei	Resulti	Qualif er i	RLi	MDLi	Uniti	Di	Preparedi	Analyzedi	Dil Faci
1,1,1-Trichloroethanes	1.0s	Us	1.0s	0.22s	ug/L s			08/16/11 15:42s	1s
1,1,2,2-Tetrachloroethanes	1.0s	Us	1.0s	0.18 s	ug/L s			08/16/11 15:42s	1s
1,1,2-Trichloroethanes	1.0s	Us	1.0s	0.27 s	ug/L s			08/16/11 15:42s	1s
1,1-Dichloroethanes	1.0s	Us	1.0s	0.15s	ug/L s			08/16/11 15:42s	1s
1,1-Dichloroethenes	1.0s	Us	1.0s	0.19s	ug/L s			08/16/11 15:42s	1s
1,2-Dichloroethanes	1.0s	Us	1.0s	0.22s	ug/L s			08/16/11 15:42s	1s
1,2-Dichloroethene, Totals	1.0s	Us	1.0s	0.34s	ug/L s			08/16/11 15:42s	1s
1,2-Dichloropropanes	1.0s	Us	1.0s	0.18 s	ug/L s			08/16/11 15:42s	1s
2-Hexanones	10s	Us	10s	0.41s	ug/L s			08/16/11 15:42s	1s
Bromochloromethanes	1.0s	Us	1.0s	0.29s	ug/L s			08/16/11 15:42s	1s
Acetones	10s	Us	10s	1.1s	ug/L s			08/16/11 15:42s	1s
Benzenes	1.0s	Us	1.0s	0.13 s	ug/L s			08/16/11 15:42s	1s
Bromoforms	1.0s	Us	1.0s	0.64s	ug/L s			08/16/11 15:42s	1s
Bromomethanes	1.0s	Us	1.0s	0.41s	ug/L s			08/16/11 15:42s	1s
Carbon disulfides	1.0s	Us	1.0s	0.13 s	ug/L s			08/16/11 15:42s	1s
Carbon tetrachlorides	1.0s	Us	1.0s	0.13 s	ug/L s			08/16/11 15:42s	1s
Chlorobenzenes	1.0s	Us	1.0s	0.15s	ug/L s			08/16/11 15:42s	1s
Chloroethanes	1.0s	Us	1.0s	0.29s	ug/L s			08/16/11 15:42s	1s
Chloroforms	1.0s	Us	1.0s	0.16 s	ug/L s			08/16/11 15:42s	1s
Chloromethanes	1.0s	Us	1.0s	0.30s	ug/L s			08/16/11 15:42s	1s
cis-1,2-Dichloroethenes	1.0s	Us	1.0s	0.17 s	ug/L s			08/16/11 15:42s	1s
cis-1,3-Dichloropropenes	1.0s	Us	1.0s	0.14s	ug/L s			08/16/11 15:42s	1s
Bromodichloromethanes	1.0s	Us	1.0s	0.15s	ug/L s			08/16/11 15:42s	1s
Ethylbenzenes	1.0s	Us	1.0s	0.17 s	ug/L s			08/16/11 15:42s	1s
1,2-Dibromoethanes	1.0s	Us	1.0s	0.24s	ug/L s			08/16/11 15:42s	1s
m-Xylene & p-Xylenes	2.0s	Us	2.0s	0.24s	ug/L s			08/16/11 15:42s	1s
2-Butanone (MEK)s	10s	Us	10s	0.57 s	ug/L s			08/16/11 15:42s	1s

Client Sample ID: FWGLL12mw-088C-1778-GWi
Date Collected: 08/03/11 12:19 i
Date Received: 08/04/11 07:00 i

Lab Sample ID: 240-2499-31 i
Matr x: Water i

Method: 8260B - Volatile Organic Compounds (GC/MS) (Continued) i

Analytei	Resulti	Qualif er i	RL i	MDL i	Uniti	Di	Prepared i	Analyzed i	Dil Fac i
4-Methyl-2-pentanone (MIBK)s	10s	Us	10s	0.32s	ug/L s			08/16/11 15:42s	1s
Methylene Chlorides	2.0s	Us	2.0s	0.33 s	ug/L s			08/16/11 15:42s	1s
o-Xylenes	1.0s	Us	1.0s	0.14s	ug/L s			08/16/11 15:42s	1s
Styrenes	1.0s	Us	1.0s	0.11s	ug/L s			08/16/11 15:42s	1s
Tetrachloroethenes	1.0s	Us	1.0s	0.29s	ug/L s			08/16/11 15:42s	1s
Toluenes	1.0s	Us	1.0s	0.13 s	ug/L s			08/16/11 15:42s	1s
trans-1,2-Dichloroethenes	1.0s	Us	1.0s	0.19s	ug/L s			08/16/11 15:42s	1s
trans-1,3-Dichloropropenes	1.0s	Us	1.0s	0.19s	ug/L s			08/16/11 15:42s	1s
Trichloroethenes	1.0s	Us	1.0s	0.17 s	ug/L s			08/16/11 15:42s	1s
Vinyl chlorides	1.0s	Us	1.0s	0.22s	ug/L s			08/16/11 15:42s	1s
Xylenes, Totals	2.0s	Us	2.0s	0.28 s	ug/L s			08/16/11 15:42s	1s
Dibromochloromethanes	1.0s	Us	1.0s	0.18 s	ug/L s			08/16/11 15:42s	1s

Surrogatea	*% Recoverya*	*Qualifiera*	*Limitsa*	*Prepareda*	*Analyzeda*	*Dil Faca*
1,2-Dichloroethane-d4 (Surr)2	*992*		*50 - 1502*		*08/16/11 15:42*	*12*
4-Bromofluorobenzene (Surr)2	*1012*		*50 - 1502*		*08/16/11 15:42*	*12*
Toluene-d8 (Surr)2	*1002*		*50 - 1502*		*08/16/11 15:42*	*12*
Dibromofluoromethane (Surr)2	*972*		*50 - 1502*		*08/16/11 15:42*	*12*

Method: 8270C - Semivolatile Organic Compounds (GC/MS) i

Analytei	Resulti	Qualif er i	RL i	MDL i	Uniti	Di	Prepared i	Analyzed i	Dil Fac i
2,2'-oxybis[1-chloropropane] s	1.0s	Us	1.0s	0.42s	ug/L s		08/05/11 09:02s	08/18/11 12:25s	1s
2,4,5-Trichlorophenols	5.2s	Us	5.2s	0.31s	ug/L s		08/05/11 09:02s	08/18/11 12:25s	1s
2,4,6-Trichlorophenols	5.2s	Us	5.2s	0.83 s	ug/L s		08/05/11 09:02s	08/18/11 12:25s	1s
2,4-Dichlorophenols	2.1s	Us	2.1s	0.83 s	ug/L s		08/05/11 09:02s	08/18/11 12:25s	1s
2,4-Dimethylphenols	2.1s	Us	2.1s	0.83 s	ug/L s		08/05/11 09:02s	08/18/11 12:25s	1s
2,4-Dinitrophenols	5.2s	Us	5.2s	2.5s	ug/L s		08/05/11 09:02s	08/18/11 12:25s	1s
2,4-Dinitrotoluenes	5.2s	Us	5.2s	0.28 s	ug/L s		08/05/11 09:02s	08/18/11 12:25s	1s
2,6-Dinitrotoluenes	5.2s	Us	5.2s	0.83 s	ug/L s		08/05/11 09:02s	08/18/11 12:25s	1s
2-Chloronaphthalenes	1.0s	Us	1.0s	0.10s	ug/L s		08/05/11 09:02s	08/18/11 12:25s	1s
2-Chlorophenols	1.0s	Us	1.0s	0.30s	ug/L s		08/05/11 09:02s	08/18/11 12:25s	1s
Benzoic acid s	10s	Us	10s	10s	ug/L s		08/05/11 09:02s	08/18/11 12:25s	1s
2-Methylnaphthalenes	0.21s	Us	0.21s	0.10s	ug/L s		08/05/11 09:02s	08/18/11 12:25s	1s
2-Methylphenols	1.0s	Us	1.0s	0.83 s	ug/L s		08/05/11 09:02s	08/18/11 12:25s	1s
2-Nitroanilines	2.1s	Us	2.1s	0.83 s	ug/L s		08/05/11 09:02s	08/18/11 12:25s	1s
Benzyl alcohols	5.2s	Us	5.2s	0.40s	ug/L s		08/05/11 09:02s	08/18/11 12:25s	1s
2-Nitrophenols	2.1s	Us	2.1s	0.29s	ug/L s		08/05/11 09:02s	08/18/11 12:25s	1s
3,3'-Dichlorobenzidines	5.2s	Us	5.2s	0.39s	ug/L s		08/05/11 09:02s	08/18/11 12:25s	1s
3-Nitroanilines	2.1s	Us	2.1s	0.29s	ug/L s		08/05/11 09:02s	08/18/11 12:25s	1s
4,6-Dinitro-2-methylphenols	5.2s	Us	5.2s	2.5s	ug/L s		08/05/11 09:02s	08/18/11 12:25s	1s
4-Bromophenyl phenyl ethers	2.1s	Us	2.1s	0.83 s	ug/L s		08/05/11 09:02s	08/18/11 12:25s	1s
4-Chloro-3-methylphenols	2.1s	Us	2.1s	0.83 s	ug/L s		08/05/11 09:02s	08/18/11 12:25s	1s
4-Chloroanilines	2.1s	Us	2.1s	0.83 s	ug/L s		08/05/11 09:02s	08/18/11 12:25s	1s
4-Chlorophenyl phenyl ethers	2.1s	Us	2.1s	0.31s	ug/L s		08/05/11 09:02s	08/18/11 12:25s	1s
4-Nitroanilines	2.1s	Us	2.1s	0.83 s	ug/L s		08/05/11 09:02s	08/18/11 12:25s	1s
4-Nitrophenols	5.2s	Us	5.2s	2.5s	ug/L s		08/05/11 09:02s	08/18/11 12:25s	1s
Acenaphthenes	0.21s	Us	0.21s	0.10s	ug/L s		08/05/11 09:02s	08/18/11 12:25s	1s
Acenaphthylenes	0.21s	Us	0.21s	0.10s	ug/L s		08/05/11 09:02s	08/18/11 12:25s	1s
Anthracenes	0.21s	Us	0.21s	0.10s	ug/L s		08/05/11 09:02s	08/18/11 12:25s	1s
Benzo[a]anthracenes	0.21s	Us	0.21s	0.10s	ug/L s		08/05/11 09:02s	08/18/11 12:25s	1s
Benzo[a]pyrenes	0.21s	Us	0.21s	0.10s	ug/L s		08/05/11 09:02s	08/18/11 12:25s	1s

Client Sample ID: FWGLL12mw-088C-1778-GWi
Date Collected: 08/03/11 12:19 i
Date Received: 08/04/11 07:00 i

Lab Sample ID: 240-2499-31 i
Matr x: Water i

Method: 8270C - Semivolatile Organic Compounds (GC/MS) (Continued) i

Analytei	Resulti	Qualif er i	RL i	MDL i	Uniti	Di	Prepared i	Analyzed i	Dil Fac i
Benzo[b]fluoranthenes	0.21s	Us	0.21s	0.10s	ug/L s		08/05/11 09:02s	08/18/11 12:25s	1s
Benzo[g,h,i]perylenes	0.21s	Us	0.21s	0.10s	ug/L s		08/05/11 09:02s	08/18/11 12:25s	1s
Benzo[k]fluoranthenes	0.21s	Us	0.21s	0.10s	ug/L s		08/05/11 09:02s	08/18/11 12:25s	1s
Bis(2-chloroethoxy)methanes	1.0s	Us	1.0s	0.33 s	ug/L s		08/05/11 09:02s	08/18/11 12:25s	1s
Bis(2-chloroethyl)ethers	1.0s	Us	1.0s	0.10s	ug/L s		08/05/11 09:02s	08/18/11 12:25s	1s
Bis(2-ethylhexyl) phthalates	10s	Us	10s	0.83 s	ug/L s		08/05/11 09:02s	08/18/11 12:25s	1s
Butyl benzyl phthalates	1.0s	Us	1.0s	0.83 s	ug/L s		08/05/11 09:02s	08/18/11 12:25s	1s
Carbazoles	1.0s	Us	1.0s	0.29s	ug/L s		08/05/11 09:02s	08/18/11 12:25s	1s
1,2-Dichlorobenzenes	1.0s	Us	1.0s	0.30s	ug/L s		08/05/11 09:02s	08/18/11 12:25s	1s
Chrysenes	0.21s	Us	0.21s	0.10s	ug/L s		08/05/11 09:02s	08/18/11 12:25s	1s
1,3-Dichlorobenzenes	1.0s	Us	1.0s	0.83 s	ug/L s		08/05/11 09:02s	08/18/11 12:25s	1s
Dibenz(a,h)anthracenes	0.21s	Us	0.21s	0.10s	ug/L s		08/05/11 09:02s	08/18/11 12:25s	1s
1,4-Dichlorobenzenes	1.0s	Us	1.0s	0.35s	ug/L s		08/05/11 09:02s	08/18/11 12:25s	1s
Dibenzofurans	1.0s	Us	1.0s	0.10s	ug/L s		08/05/11 09:02s	08/18/11 12:25s	1s
Diethyl phthalates	1.0s	Us	1.0s	0.62s	ug/L s		08/05/11 09:02s	08/18/11 12:25s	1s
Dimethyl phthalates	1.0s	Us	1.0s	0.30s	ug/L s		08/05/11 09:02s	08/18/11 12:25s	1s
Di-n-butyl phthalates	1.0s	Us	1.0s	0.70s	ug/L s		08/05/11 09:02s	08/18/11 12:25s	1s
Di-n-octyl phthalates	1.0s	Us	1.0s	0.83 s	ug/L s		08/05/11 09:02s	08/18/11 12:25s	1s
Fluoranthenes	0.21s	Us	0.21s	0.10s	ug/L s		08/05/11 09:02s	08/18/11 12:25s	1s
Fluorenes	0.21s	Us	0.21s	0.10s	ug/L s		08/05/11 09:02s	08/18/11 12:25s	1s
Hexachlorobenzenes	0.21s	Us	0.21s	0.10s	ug/L s		08/05/11 09:02s	08/18/11 12:25s	1s
Hexachlorobutadienes	1.0s	Us	1.0s	0.28 s	ug/L s		08/05/11 09:02s	08/18/11 12:25s	1s
Hexachlorocyclopentadienes	10s	Us	10s	0.83 s	ug/L s		08/05/11 09:02s	08/18/11 12:25s	1s
Hexachloroethanes	1.0s	Us	1.0s	0.83 s	ug/L s		08/05/11 09:02s	08/18/11 12:25s	1s
Indeno[1,2,3-cd]pyrenes	0.21s	Us	0.21s	0.10s	ug/L s		08/05/11 09:02s	08/18/11 12:25s	1s
Isophorones	1.0s	Us	1.0s	0.28 s	ug/L s		08/05/11 09:02s	08/18/11 12:25s	1s
Naphthalenes	0.21s	Us	0.21s	0.10s	ug/L s		08/05/11 09:02s	08/18/11 12:25s	1s
Nitrobenzenes	1.0s	Us	1.0s	0.042s	ug/L s		08/05/11 09:02s	08/18/11 12:25s	1s
N-Nitrosodi-n-propylamines	1.0s	Us	1.0s	0.83 s	ug/L s		08/05/11 09:02s	08/18/11 12:25s	1s
N-Nitrosodiphenylamines	1.0s	Us	1.0s	0.32s	ug/L s		08/05/11 09:02s	08/18/11 12:25s	1s
Pentachlorophenols	5.2s	Us	5.2s	2.5s	ug/L s		08/05/11 09:02s	08/18/11 12:25s	1s
Phenols	1.0s	Us	1.0s	0.62s	ug/L s		08/05/11 09:02s	08/18/11 12:25s	1s
Phenanthrenes	0.21s	Us	0.21s	0.10s	ug/L s		08/05/11 09:02s	08/18/11 12:25s	1s
Pyrenes	0.21s	Us	0.21s	0.10s	ug/L s		08/05/11 09:02s	08/18/11 12:25s	1s
3 & 4 Methylphenols	1.0s	Us	1.0s	0.78 s	ug/L s		08/05/11 09:02s	08/18/11 12:25s	1s
1,2,4-Trichlorobenzenes	1.0s	Us	1.0s	0.29s	ug/L s		08/05/11 09:02s	08/18/11 12:25s	1s

Surrogatea	*% Recoverya*	*Qualifiera*	*Limitsa*	*Prepareda*	*Analyzeda*	*Dil Faca*
-Fluorobiphenyl (Surr)2	*442*	*X2*	*50 - 1502*	*08/05/11 09:02*	*08/18/11 12:252*	*12*
-Fluorophenol (Surr)2	*672*		*50 - 1502*	*08/05/11 09:02*	*08/18/11 12:252*	*12*
,4,6-Tribromophenol (Surr)2	*752*		*50 - 1502*	*08/05/11 09:02*	*08/18/11 12:252*	*12*
Nitrobenzene-d5 (Surr)2	*462*	*X2*	*50 - 1502*	*08/05/11 09:02*	*08/18/11 12:252*	*12*
Phenol-d5 (Surr)2	*72*		*50 - 1502*	*08/05/11 09:02*	*08/18/11 12:252*	*12*
Terphenyl-d14 (Surr)2	*492*	*X2*	*50 - 1502*	*08/05/11 09:02*	*08/18/11 12:252*	*12*

Method: 8081A - Organochlor ne Pestic des (GC) i

Analytei	Resulti	Qualif er i	RL i	MDL i	Uniti	Di	Prepared i	Analyzed i	Dil Fac i
Aldrins	0.029s	Us	0.029s	0.0078 s	ug/L s		08/06/11 08:35s	08/26/11 02:46 s	1s
alpha-BHCs	0.029s	Us	0.029s	0.0067 s	ug/L s		08/06/11 08:35s	08/26/11 02:46 s	1s
alpha-Chlordanes	0.029s	Us	0.029s	0.013 s	ug/L s		08/06/11 08:35s	08/26/11 02:46 s	1s
beta-BHCs	0.029s	Us	0.029s	0.0080s	ug/L s		08/06/11 08:35s	08/26/11 02:46 s	1s

Client Sample ID: FWGLL12mw-088C-1778-GW
Date Collected: 08/03/11 12:19
Date Received: 08/04/11 07:00

Lab Sample ID: 240-2499-31
Matrix: Water

Method: 8081A - Organochlorine Pesticides (GC) (Continued)

Analyte	Result	Qualifier	RL	MDL	Unit	D	Prepared	Analyzed	Dil Fac
4,4'-DDD	0.029	U	0.029	0.0091	ug/L		08/06/11 08:35	08/26/11 02:46	1
4,4'-DDE	0.029	U	0.029	0.0092	ug/L		08/06/11 08:35	08/26/11 02:46	1
4,4'-DDT	0.029	U	0.029	0.015	ug/L		08/06/11 08:35	08/26/11 02:46	1
delta-BHC	0.029	U	0.029	0.0083	ug/L		08/06/11 08:35	08/26/11 02:46	1
Dieldrin	0.029	U	0.029	0.0071	ug/L		08/06/11 08:35	08/26/11 02:46	1
Endosulfan I	0.024	U	0.024	0.012	ug/L		08/06/11 08:35	08/26/11 02:46	1
Endosulfan II	0.024	U	0.024	0.011	ug/L		08/06/11 08:35	08/26/11 02:46	1
Endosulfan sulfate	0.029	U	0.029	0.010	ug/L		08/06/11 08:35	08/26/11 02:46	1
Endrin	0.029	U	0.029	0.010	ug/L		08/06/11 08:35	08/26/11 02:46	1
Endrin aldehyde	0.029	U	0.029	0.010	ug/L		08/06/11 08:35	08/26/11 02:46	1
Endrin ketone	0.029	U	0.029	0.0074	ug/L		08/06/11 08:35	08/26/11 02:46	1
gamma-BHC (Lindane)	0.029	U	0.029	0.0061	ug/L		08/06/11 08:35	08/26/11 02:46	1
gamma-Chlordane	0.029	U	0.029	0.011	ug/L		08/06/11 08:35	08/26/11 02:46	1
Heptachlor	0.029	U	0.029	0.0076	ug/L		08/06/11 08:35	08/26/11 02:46	1
Heptachlor epoxide	0.029	U	0.029	0.0068	ug/L		08/06/11 08:35	08/26/11 02:46	1
Methoxychlor	0.095	U	0.095	0.030	ug/L		08/06/11 08:35	08/26/11 02:46	1
Toxaphene	1.9	U	1.9	0.30	ug/L		08/06/11 08:35	08/26/11 02:46	1

Surrogate	*% Recovery*	*Qualifier*	*Limits*	*Prepared*	*Analyzed*	*Dil Fac*
DCB Decachlorobiphenyl	*69*		*50 - 150*	*08/06/11 08:35*	*08/26/11 02:46*	*1*
DCB Decachlorobiphenyl	*63*	*2*	*50 - 150*	*08/06/11 08:35*	*08/26/11 02:46*	*1*
Tetrachloro-m-xylene	*83*	*2*	*50 - 150*	*08/06/11 08:35*	*08/26/11 02:46*	*1*
Tetrachloro-m-xylene	*74*		*50 - 150*	*08/06/11 08:35*	*08/26/11 02:46*	*1*

Method: 8082 - Polychlorinated Biphenyls (PCBs) by Gas Chromatography

Analyte	Result	Qualifier	RL	MDL	Unit	D	Prepared	Analyzed	Dil Fac
Aroclor-1016	0.48	U	0.48	0.16	ug/L		08/06/11 08:41	08/18/11 02:58	1
Aroclor-1221	0.48	U	0.48	0.12	ug/L		08/06/11 08:41	08/18/11 02:58	1
Aroclor-1232	0.48	U	0.48	0.15	ug/L		08/06/11 08:41	08/18/11 02:58	1
Aroclor-1242	0.48	U	0.48	0.21	ug/L		08/06/11 08:41	08/18/11 02:58	1
Aroclor-1248	0.48	U	0.48	0.095	ug/L		08/06/11 08:41	08/18/11 02:58	1
Aroclor-1254	0.48	U	0.48	0.15	ug/L		08/06/11 08:41	08/18/11 02:58	1
Aroclor-1260	0.48	U	0.48	0.16	ug/L		08/06/11 08:41	08/18/11 02:58	1

Surrogate	*% Recovery*	*Qualifier*	*Limits*	*Prepared*	*Analyzed*	*Dil Fac*
Tetrachloro-m-xylene	*108*		*50 - 150*	*08/06/11 08:41*	*08/18/11 02:58*	*1*
Tetrachloro-m-xylene	*99*		*50 - 150*	*08/06/11 08:41*	*08/18/11 02:58*	*1*
DCB Decachlorobiphenyl	*69*		*50 - 150*	*08/06/11 08:41*	*08/18/11 02:58*	*1*
DCB Decachlorobiphenyl	*65*		*50 - 150*	*08/06/11 08:41*	*08/18/11 02:58*	*1*

Method: 8330 (Modified) - Organic Compounds by UV/HPLC - Dissolved

Analyte	Result	Qualifier	RL	MDL	Unit	D	Prepared	Analyzed	Dil Fac
Nitroguanidine	20	U	20	2.4	ug/L		08/15/11 13:20	08/17/11 19:05	1

Method: 8330/8330A - Nitroaromatics & Nitramines: Explosives (8330/A)

Analyte	Result	Qualifier	RL	MDL	Unit	D	Prepared	Analyzed	Dil Fac
1,3,5-Trinitrobenzene	0.11	U	0.11	0.032	ug/L		08/10/11 08:30	08/17/11 10:17	1.07
1,3-Dinitrobenzene	0.11	U	0.11	0.054	ug/L		08/10/11 08:30	08/17/11 10:17	1.07
2-Amino-4,6-dinitrotoluene	0.11	U	0.11	0.11	ug/L		08/10/11 08:30	08/17/11 10:17	1.07
2,4,6-Trinitrotoluene	0.11	U	0.11	0.054	ug/L		08/10/11 08:30	08/17/11 10:17	1.07
2,4-Dinitrotoluene	0.11	U	0.11	0.054	ug/L		08/10/11 08:30	08/17/11 10:17	1.07

Client Sample ID: FWGLL12mw-088C-1778-GWi

Date Collected: 08/03/11 12:19 i
Date Received: 08/04/11 07:00 i

Lab Sample ID: 240-2499-31 i
Matr x: Water i

Method: 8330/8330A - Nitroaromatics & Nitramines: Explosives (8330/A) (Continued) i

Analytei	Resulti	Qualif er i	RL i	MDL i	Uniti	Di	Prepared i	Analyzed i	Dil Fac i
2,6-Dinitrotoluenes	0.11s	Us	0.11s	0.054s	ug/L s		08/10/11 08:30s	08/17/11 10:17 s	1.07 s
2-Nitrotoluenes	0.54s	Us	0.54s	0.094s	ug/L s		08/10/11 08:30s	08/17/11 10:17 s	1.07 s
3-Nitrotoluenes	0.54s	Us	0.54s	0.061s	ug/L s		08/10/11 08:30s	08/17/11 10:17 s	1.07 s
4-Amino-2,6-dinitrotoluenes	0.11s	Us	0.11s	0.054s	ug/L s		08/10/11 08:30s	08/17/11 10:17 s	1.07 s
4-Nitrotoluenes	0.54s	Us	0.54s	0.094s	ug/L s		08/10/11 08:30s	08/17/11 10:17 s	1.07 s
HMXs	0.11s	Us	0.11s	0.039s	ug/L s		08/10/11 08:30s	08/17/11 10:17 s	1.07 s
Nitrobenzenes	0.11s	Us	0.11s	0.054s	ug/L s		08/10/11 08:30s	08/17/11 10:17 s	1.07 s
Nitroglycerins	0.70s	Us	0.70s	0.35s	ug/L s		08/10/11 08:30s	08/17/11 10:17 s	1.07 s
RDXs	0.11s	Us	0.11s	0.039s	ug/L s		08/10/11 08:30s	08/17/11 10:17 s	1.07 s
PETNs	0.70s	Us	0.70s	0.32s	ug/L s		08/10/11 08:30s	08/17/11 10:17 s	1.07 s
Tetryls	0.11s	Us	0.11s	0.054s	ug/L s		08/10/11 08:30s	08/17/11 10:17 s	1.07 s

Surrogatea	*% Recoverya*	*Qualifiera*	*Limitsa*	*Prepareda*	*Analyzeda*	*Dil Faca*
3,4-Dinitrotoluene2	*912*		*50 - 1502*	*08/10/11 08:302*	*08/17/11 10:172*	*1.072*

General Chemistry i

Analytei	Resulti	Qualif er i	RL i	MDL i	Uniti	Di	Prepared i	Analyzed i	Dil Fac i
Nitrate-Nitr tei	0.037 i	Bi	0.10s	0.0053 s	mg/L s		08/18/11 00:00s	08/18/11 11:24s	1s
Nitrocelluloses	2.0s	Us	2.0s	0.48 s	mg/L s		08/17/11 09:00s	08/18/11 13:03 s	1s

Client Sample ID: FWGLL12mw-088C-1778-GF i

Date Collected: 08/03/11 12:19 i
Date Received: 08/04/11 07:00 i

Lab Sample ID: 240-2499-32 i
Matr x: Water i

Method: 6010B - Metals (ICP) - Total Recoverablei

Analytei	Resulti	Qualif er i	RL i	MDL i	Uniti	Di	Prepared i	Analyzed i	Dil Fac i
Silvers	5.0s	Us	5.0s	2.2s	ug/L s		08/05/11 08:05s	08/16/11 14:31s	1s
Arsenic i	13 i		5.0s	3.2s	ug/L s		08/05/11 08:05s	08/16/11 14:31s	1s
Bar umi	360 i		10s	0.67 s	ug/L s		08/05/11 08:05s	08/16/11 14:31s	1s
Calc umi	160000 i		1000s	130s	ug/L s		08/05/11 08:05s	08/16/11 14:31s	1s
Cobalts	5.0s	Us	5.0s	1.7 s	ug/L s		08/05/11 08:05s	08/16/11 14:31s	1s
Chromiums	5.0s	Us	5.0s	2.2s	ug/L s		08/05/11 08:05s	08/16/11 14:31s	1s
Coppers	5.0s	Us	5.0s	4.5s	ug/L s		08/05/11 08:05s	08/16/11 14:31s	1s
Potassiumi	2000 i	Bi	1000s	72s	ug/L s		08/05/11 08:05s	08/16/11 14:31s	1s
Magnesiumi	56000 i		1000s	34s	ug/L s		08/05/11 08:05s	08/16/11 14:31s	1s
Manganesei	420 i		10s	0.41s	ug/L s		08/05/11 08:05s	08/16/11 14:31s	1s
Nickels	10s	Us	10s	3.2s	ug/L s		08/05/11 08:05s	08/16/11 14:31s	1s
Lead s	3.0s	Us	3.0s	1.9s	ug/L s		08/05/11 08:05s	08/16/11 14:31s	1s
Seleniums	5.0s	Us	5.0s	4.1s	ug/L s		08/05/11 08:05s	08/16/11 14:31s	1s
Vanadiums	10s	Us	10s	0.64s	ug/L s		08/05/11 08:05s	08/16/11 14:31s	1s

Method: 6020 - Metals (ICP/MS) - Total Recoverablei

Analytei	Resulti	Qualif er i	RL i	MDL i	Uniti	Di	Prepared i	Analyzed i	Dil Fac i
Aluminumi	22 i	Ji	50s	19s	ug/L s		08/05/11 08:05s	08/23/11 21:05s	1s
Berylliums	1.0s	Us	1.0s	0.20s	ug/L s		08/05/11 08:05s	08/23/11 21:05s	1s
Cadmiums	0.50s	Us	0.50s	0.13 s	ug/L s		08/05/11 08:05s	08/23/11 21:05s	1s
Ironi	3900 i		50s	26 s	ug/L s		08/05/11 08:05s	08/23/11 21:05s	1s
Antimony i	0.17 i	Ji	2.0s	0.13 s	ug/L s		08/05/11 08:05s	08/23/11 21:05s	1s
Thalliumi	1.2 i	Bi	1.0s	0.14s	ug/L s		08/05/11 08:05s	08/23/11 21:05s	1s
Zincs	10s	Us	10s	2.3 s	ug/L s		08/05/11 08:05s	08/23/11 21:05s	1s

Client Sample ID: FWGLL12mw-088C-1778-GF **Lab Sample ID: 240-2499-32**
Date Collected: 08/03/11 12:19 **Matrix: Water**
Date Received: 08/04/11 07:00

Method: 6020 - Metals (ICP/MS) - Total Recoverable (Continued)

Analyte	Result	Qualifier	RL	MDL	Unit	D	Prepared	Analyzed	Dil Fac
Sodium	13000	B	1000	6.9	ug/L		08/05/11 08:05	08/23/11 21:05	1

Method: 7470A - Mercury (CVAA)

Analyte	Result	Qualifier	RL	MDL	Unit	D	Prepared	Analyzed	Dil Fac
Mercury	0.20	U	0.20	0.12	ug/L		08/05/11 12:40	08/10/11 15:57	1

General Chemistry - Dissolved

Analyte	Result	Qualifier	RL	MDL	Unit	D	Prepared	Analyzed	Dil Fac
Hexavalent chromium	0.020	U	0.020	0.0020	mg/L			08/04/11 10:09	1

Client Sample ID: FWGLL12mw-186C-1788-GW **Lab Sample ID: 240-2499-33**
Date Collected: 08/03/11 15:19 **Matrix: Water**
Date Received: 08/04/11 07:00

Method: 8260B - Volatile Organic Compounds (GC/MS)

Analyte	Result	Qualifier	RL	MDL	Unit	D	Prepared	Analyzed	Dil Fac
1,1,1-Trichloroethane	1.0	U	1.0	0.22	ug/L			08/16/11 17:51	1
1,1,2,2-Tetrachloroethane	1.0	U	1.0	0.18	ug/L			08/16/11 17:51	1
1,1,2-Trichloroethane	1.0	U	1.0	0.27	ug/L			08/16/11 17:51	1
1,1-Dichloroethane	1.0	U	1.0	0.15	ug/L			08/16/11 17:51	1
1,1-Dichloroethene	1.0	U	1.0	0.19	ug/L			08/16/11 17:51	1
1,2-Dichloroethane	1.0	U	1.0	0.22	ug/L			08/16/11 17:51	1
1,2-Dichloroethene, Total	1.0	U	1.0	0.34	ug/L			08/16/11 17:51	1
1,2-Dichloropropane	1.0	U	1.0	0.18	ug/L			08/16/11 17:51	1
2-Hexanone	10	U	10	0.41	ug/L			08/16/11 17:51	1
Bromochloromethane	1.0	U	1.0	0.29	ug/L			08/16/11 17:51	1
Acetone	10	U	10	1.1	ug/L			08/16/11 17:51	1
Benzene	1.0	U	1.0	0.13	ug/L			08/16/11 17:51	1
Bromoform	1.0	U	1.0	0.64	ug/L			08/16/11 17:51	1
Bromomethane	1.0	U	1.0	0.41	ug/L			08/16/11 17:51	1
Carbon disulfide	1.0	U	1.0	0.13	ug/L			08/16/11 17:51	1
Carbon tetrachloride	1.0	U	1.0	0.13	ug/L			08/16/11 17:51	1
Chlorobenzene	1.0	U	1.0	0.15	ug/L			08/16/11 17:51	1
Chloroethane	1.0	U	1.0	0.29	ug/L			08/16/11 17:51	1
Chloroform	1.0	U	1.0	0.16	ug/L			08/16/11 17:51	1
Chloromethane	1.0	U	1.0	0.30	ug/L			08/16/11 17:51	1
cis-1,2-Dichloroethene	1.0	U	1.0	0.17	ug/L			08/16/11 17:51	1
cis-1,3-Dichloropropene	1.0	U	1.0	0.14	ug/L			08/16/11 17:51	1
Bromodichloromethane	1.0	U	1.0	0.15	ug/L			08/16/11 17:51	1
Ethylbenzene	1.0	U	1.0	0.17	ug/L			08/16/11 17:51	1
1,2-Dibromoethane	1.0	U	1.0	0.24	ug/L			08/16/11 17:51	1
m-Xylene & p-Xylene	2.0	U	2.0	0.24	ug/L			08/16/11 17:51	1
2-Butanone (MEK)	10	U	10	0.57	ug/L			08/16/11 17:51	1
4-Methyl-2-pentanone (MIBK)	10	U	10	0.32	ug/L			08/16/11 17:51	1
Methylene Chloride	2.0	U	2.0	0.33	ug/L			08/16/11 17:51	1
o-Xylene	1.0	U	1.0	0.14	ug/L			08/16/11 17:51	1
Styrene	1.0	U	1.0	0.11	ug/L			08/16/11 17:51	1
Tetrachloroethene	1.0	U	1.0	0.29	ug/L			08/16/11 17:51	1
Toluene	1.0	U	1.0	0.13	ug/L			08/16/11 17:51	1
trans-1,2-Dichloroethene	1.0	U	1.0	0.19	ug/L			08/16/11 17:51	1

Client Sample ID: FWGLL12mw-186C-1788-GWi
Date Collected: 08/03/11 15:19 i
Date Received: 08/04/11 07:00 i

Lab Sample ID: 240-2499-33 i
Matr x: Water i

Method: 8260B - Volatile Organic Compounds (GC/MS) (Continued) i

Analytei	Resulti	Qualif er i	RLi	MDLi	Uniti	Di	Preparedi	Analyzedi	Dil Faci
trans-1,3-Dichloropropenes	1.0s	Us	1.0s	0.19s	ug/L s			08/16/11 17:51s	1s
Trichloroethenes	1.0s	Us	1.0s	0.17 s	ug/L s			08/16/11 17:51s	1s
Vinyl chlorides	1.0s	Us	1.0s	0.22s	ug/L s			08/16/11 17:51s	1s
Xylenes, Totals	2.0s	Us	2.0s	0.28 s	ug/L s			08/16/11 17:51s	1s
Dibromochloromethanes	1.0s	Us	1.0s	0.18 s	ug/L s			08/16/11 17:51s	1s

Surrogatea	*% Recoverya*	*Qualifiera*	*Limitsa*	*Prepareda*	*Analyzeda*	*Dil Faca*
1,2-Dichloroethane-d4 (Surr)2	*972*		*50 - 1502*		*08/16/11 17:512*	*12*
4-Bromofluorobenzene (Surr)2	*992*		*50 - 1502*		*08/16/11 17:512*	*12*
Toluene-d8 (Surr)2	*102*		*50 - 1502*		*08/16/11 17:512*	*12*
Dibromofluoromethane (Surr)2	*982*		*50 - 1502*		*08/16/11 17:512*	*12*

Method: 8270C - Semivolatile Organic Compounds (GC/MS) i

Analytei	Resulti	Qualif er i	RLi	MDLi	Uniti	Di	Preparedi	Analyzedi	Dil Faci
2,2'-oxybis[1-chloropropane] s	0.96 s	Us	0.96 s	0.38 s	ug/L s		08/05/11 09:02s	08/18/11 14:17 s	1s
2,4,5-Trichlorophenols	4.8 s	Us	4.8 s	0.29s	ug/L s		08/05/11 09:02s	08/18/11 14:17 s	1s
2,4,6-Trichlorophenols	4.8 s	Us	4.8 s	0.77 s	ug/L s		08/05/11 09:02s	08/18/11 14:17 s	1s
2,4-Dichlorophenols	1.9s	Us	1.9s	0.77 s	ug/L s		08/05/11 09:02s	08/18/11 14:17 s	1s
2,4-Dimethylphenols	1.9s	Us	1.9s	0.77 s	ug/L s		08/05/11 09:02s	08/18/11 14:17 s	1s
2,4-Dinitrophenols	4.8 s	Us	4.8 s	2.3 s	ug/L s		08/05/11 09:02s	08/18/11 14:17 s	1s
2,4-Dinitrotoluenes	4.8 s	Us	4.8 s	0.26 s	ug/L s		08/05/11 09:02s	08/18/11 14:17 s	1s
2,6-Dinitrotoluenes	4.8 s	Us	4.8 s	0.77 s	ug/L s		08/05/11 09:02s	08/18/11 14:17 s	1s
2-Chloronaphthalenes	0.96 s	Us	0.96 s	0.096 s	ug/L s		08/05/11 09:02s	08/18/11 14:17 s	1s
2-Chlorophenols	0.96 s	Us	0.96 s	0.28 s	ug/L s		08/05/11 09:02s	08/18/11 14:17 s	1s
Benzoic acid s	9.6 s	Us	9.6 s	9.6 s	ug/L s		08/05/11 09:02s	08/18/11 14:17 s	1s
2-Methylnaphthalenes	0.19s	Us	0.19s	0.096 s	ug/L s		08/05/11 09:02s	08/18/11 14:17 s	1s
2-Methylphenols	0.96 s	Us	0.96 s	0.77 s	ug/L s		08/05/11 09:02s	08/18/11 14:17 s	1s
2-Nitroanilines	1.9s	Us	1.9s	0.77 s	ug/L s		08/05/11 09:02s	08/18/11 14:17 s	1s
Benzyl alcohols	4.8 s	Us	4.8 s	0.37 s	ug/L s		08/05/11 09:02s	08/18/11 14:17 s	1s
2-Nitrophenols	1.9s	Us	1.9s	0.27 s	ug/L s		08/05/11 09:02s	08/18/11 14:17 s	1s
3,3'-Dichlorobenzidines	4.8 s	Us	4.8 s	0.36 s	ug/L s		08/05/11 09:02s	08/18/11 14:17 s	1
3-Nitroanilines	1.9s	Us	1.9s	0.27 s	ug/L s		08/05/11 09:02s	08/18/11 14:17 s	1s
4,6-Dinitro-2-methylphenols	4.8 s	Us	4.8 s	2.3 s	ug/L s		08/05/11 09:02s	08/18/11 14:17 s	1s
4-Bromophenyl phenyl ethers	1.9s	Us	1.9s	0.77 s	ug/L s		08/05/11 09:02s	08/18/11 14:17 s	1s
4-Chloro-3-methylphenols	1.9s	Us	1.9s	0.77 s	ug/L s		08/05/11 09:02s	08/18/11 14:17 s	1s
4-Chloroanilines	1.9s	Us	1.9s	0.77 s	ug/L s		08/05/11 09:02s	08/18/11 14:17 s	1s
4-Chlorophenyl phenyl ethers	1.9s	Us	1.9s	0.29s	ug/L s		08/05/11 09:02s	08/18/11 14:17 s	1s
4-Nitroanilines	1.9s	Us	1.9s	0.77 s	ug/L s		08/05/11 09:02s	08/18/11 14:17 s	1s
4-Nitrophenols	4.8 s	Us	4.8 s	2.3 s	ug/L s		08/05/11 09:02s	08/18/11 14:17 s	1s
Acenaphthenes	0.19s	Us	0.19s	0.096 s	ug/L s		08/05/11 09:02s	08/18/11 14:17 s	1s
Acenaphthylenes	0.19s	Us	0.19s	0.096 s	ug/L s		08/05/11 09:02s	08/18/11 14:17 s	1s
Anthracenes	0.19s	Us	0.19s	0.096 s	ug/L s		08/05/11 09:02s	08/18/11 14:17 s	1s
Benzo[a]anthracenes	0.19s	Us	0.19s	0.096 s	ug/L s		08/05/11 09:02s	08/18/11 14:17 s	1s
Benzo[a]pyrenes	0.19s	Us	0.19s	0.096 s	ug/L s		08/05/11 09:02s	08/18/11 14:17 s	1s
Benzo[b]fluoranthenes	0.19s	Us	0.19s	0.096 s	ug/L s		08/05/11 09:02s	08/18/11 14:17 s	1s
Benzo[g,h,i]perylenes	0.19s	Us	0.19s	0.096 s	ug/L s		08/05/11 09:02s	08/18/11 14:17 s	1s
Benzo[k]fluoranthenes	0.19s	Us	0.19s	0.096 s	ug/L s		08/05/11 09:02s	08/18/11 14:17 s	1s
Bis(2-chloroethoxy)methanes	0.96 s	Us	0.96 s	0.31s	ug/L s		08/05/11 09:02s	08/18/11 14:17 s	1s
Bis(2-chloroethyl)ethers	0.96 s	Us	0.96 s	0.096 s	ug/L s		08/05/11 09:02s	08/18/11 14:17 s	1s
Bis(2-ethylhexyl) phthalatei	**1.0 i**	**Ji**	9.6 s	0.77 s	ug/L s		08/05/11 09:02s	08/18/11 14:17 s	1s
Butyl benzyl phthalates	0.96 s	Us	0.96 s	0.77 s	ug/L s		08/05/11 09:02s	08/18/11 14:17 s	1s

Client Sample ID: FWGLL12mw-186C-1788-GWi
Date Collected: 08/03/11 15:19 i
Date Received: 08/04/11 07:00 i

Lab Sample ID: 240-2499-33 i
Matr x: Water i

Method: 8270C - Semivolatile Organic Compounds (GC/MS) (Continued) i

Analytei	Resulti	Qualif er i	RLi	MDLi	Uniti	Di	Preparedi	Analyzedi	Dil Faci
Carbazoles	0.96 s	Us	0.96 s	0.27 s	ug/L s		08/05/11 09:02s	08/18/11 14:17 s	1s
1,2-Dichlorobenzenes	0.96 s	Us	0.96 s	0.28 s	ug/L s		08/05/11 09:02s	08/18/11 14:17 s	1s
Chrysenes	0.19s	Us	0.19s	0.096 s	ug/L s		08/05/11 09:02s	08/18/11 14:17 s	1s
1,3-Dichlorobenzenes	0.96 s	Us	0.96 s	0.77 s	ug/L s		08/05/11 09:02s	08/18/11 14:17 s	1s
Dibenz(a,h)anthracenes	0.19s	Us	0.19s	0.096 s	ug/L s		08/05/11 09:02s	08/18/11 14:17 s	1s
1,4-Dichlorobenzenes	0.96 s	Us	0.96 s	0.33 s	ug/L s		08/05/11 09:02s	08/18/11 14:17 s	1s
Dibenzofurans	0.96 s	Us	0.96 s	0.096 s	ug/L s		08/05/11 09:02s	08/18/11 14:17 s	1s
Diethyl phthalates	0.96 s	Us	0.96 s	0.58 s	ug/L s		08/05/11 09:02s	08/18/11 14:17 s	1s
Dimethyl phthalates	0.96 s	Us	0.96 s	0.28 s	ug/L s		08/05/11 09:02s	08/18/11 14:17 s	1s
Di-n-butyl phthalates	0.96 s	Us	0.96 s	0.64s	ug/L s		08/05/11 09:02s	08/18/11 14:17 s	1s
Di-n-octyl phthalates	0.96 s	Us	0.96 s	0.77 s	ug/L s		08/05/11 09:02s	08/18/11 14:17 s	1s
Fluoranthenes	0.19s	Us	0.19s	0.096 s	ug/L s		08/05/11 09:02s	08/18/11 14:17 s	1s
Fluorenes	0.19s	Us	0.19s	0.096 s	ug/L s		08/05/11 09:02s	08/18/11 14:17 s	1s
Hexachlorobenzenes	0.19s	Us	0.19s	0.096 s	ug/L s		08/05/11 09:02s	08/18/11 14:17 s	1s
Hexachlorobutadienes	0.96 s	Us	0.96 s	0.26 s	ug/L s		08/05/11 09:02s	08/18/11 14:17 s	1s
Hexachlorocyclopentadienes	9.6 s	Us	9.6 s	0.77 s	ug/L s		08/05/11 09:02s	08/18/11 14:17 s	1s
Hexachloroethanes	0.96 s	Us	0.96 s	0.77 s	ug/L s		08/05/11 09:02s	08/18/11 14:17 s	1s
Indeno[1,2,3-cd]pyrenes	0.19s	Us	0.19s	0.096 s	ug/L s		08/05/11 09:02s	08/18/11 14:17 s	1s
Isophorones	0.96 s	Us	0.96 s	0.26 s	ug/L s		08/05/11 09:02s	08/18/11 14:17 s	1s
Naphthalenes	0.19s	Us	0.19s	0.096 s	ug/L s		08/05/11 09:02s	08/18/11 14:17 s	1s
Nitrobenzenes	0.96 s	Us	0.96 s	0.038 s	ug/L s		08/05/11 09:02s	08/18/11 14:17 s	1s
N-Nitrosodi-n-propylamines	0.96 s	Us	0.96 s	0.77 s	ug/L s		08/05/11 09:02s	08/18/11 14:17 s	1s
N-Nitrosodiphenylamines	0.96 s	Us	0.96 s	0.30s	ug/L s		08/05/11 09:02s	08/18/11 14:17 s	1s
Pentachlorophenols	4.8 s	Us	4.8 s	2.3 s	ug/L s		08/05/11 09:02s	08/18/11 14:17 s	1s
Phenols	0.96 s	Us	0.96 s	0.58 s	ug/L s		08/05/11 09:02s	08/18/11 14:17 s	1s
Phenanthrenes	0.19s	Us	0.19s	0.096 s	ug/L s		08/05/11 09:02s	08/18/11 14:17 s	1s
Pyrenes	0.19s	Us	0.19s	0.096 s	ug/L s		08/05/11 09:02s	08/18/11 14:17 s	1s
3 & 4 Methylphenols	0.96 s	Us	0.96 s	0.72s	ug/L s		08/05/11 09:02s	08/18/11 14:17 s	1s
1,2,4-Trichlorobenzenes	0.96 s	Us	0.96 s	0.27 s	ug/L s		08/05/11 09:02s	08/18/11 14:17 s	1s

Surrogatea	*% Recoverya*	*Qualifiera*	*Limitsa*	*Prepareda*	*Analyzeda*	*Dil Faca*
-Fluorobiphenyl (Surr)2	*42*	*X2*	*50 - 1502*	*08/05/11 09:02*	*08/18/11 14:172*	*12*
-Fluorophenol (Surr)2	*62*		*50 - 1502*	*08/05/11 09:02*	*08/18/11 14:172*	*12*
,4,6-Tribromophenol (Surr)2	*712*		*50 - 1502*	*08/05/11 09:02*	*08/18/11 14:172*	*12*
Nitrobenzene-d5 (Surr)2	*42*	*X2*	*50 - 1502*	*08/05/11 09:02*	*08/18/11 14:172*	*12*
Phenol-d5 (Surr)2	*692*		*50 - 1502*	*08/05/11 09:02*	*08/18/11 14:172*	*12*
Terphenyl-d14 (Surr)2	*562*		*50 - 1502*	*08/05/11 09:02*	*08/18/11 14:172*	*12*

Method: 8081A - Organochlor ne Pestic des (GC) i

Analytei	Resulti	Qualif er i	RLi	MDLi	Uniti	Di	Preparedi	Analyzedi	Dil Faci
Aldrins	0.029s	Us	0.029s	0.0080s	ug/L s		08/06/11 08:35s	08/26/11 03:59s	1s
alpha-BHCs	0.029s	Us	0.029s	0.0068 s	ug/L s		08/06/11 08:35s	08/26/11 03:59s	1s
alpha-Chlordanes	0.029s	Us	0.029s	0.014s	ug/L s		08/06/11 08:35s	08/26/11 03:59s	1s
beta-BHCs	0.029s	Us	0.029s	0.0082s	ug/L s		08/06/11 08:35s	08/26/11 03:59s	1s
4,4'-DDD	0.029s	Us	0.029s	0.0093 s	ug/L s		08/06/11 08:35s	08/26/11 03:59s	1s
4,4'-DDEs	0.029s	Us	0.029s	0.0094s	ug/L s		08/06/11 08:35s	08/26/11 03:59s	1s
4,4'-DDTs	0.029s	Us	0.029s	0.016 s	ug/L s		08/06/11 08:35s	08/26/11 03:59s	1s
delta-BHCs	0.029s	Us	0.029s	0.0084s	ug/L s		08/06/11 08:35s	08/26/11 03:59s	1s
Dieldrins	0.029s	Us	0.029s	0.0073 s	ug/L s		08/06/11 08:35s	08/26/11 03:59s	1s
Endosulfan Is	0.024s	Us	0.024s	0.013 s	ug/L s		08/06/11 08:35s	08/26/11 03:59s	1s
Endosulfan IIs	0.024s	Us	0.024s	0.012s	ug/L s		08/06/11 08:35s	08/26/11 03:59s	1s

Client Sample ID: FWGLL12mw-186C-1788-GWi

Date Collected: 08/03/11 15:19 i
Date Received: 08/04/11 07:00 i

Lab Sample ID: 240-2499-33 i
Matr x: Water i

Method: 8081A - Organochlor ne Pestic des (GC) (Continued) i

Analytei	Resulti	Qualif er i	RL i	MDL i	Uniti	Di	Prepared i	Analyzed i	Dil Fac i
Endosulfan sulfates	0.029s	Us	0.029s	0.011s	ug/L s		08/06/11 08:35s	08/26/11 03:59s	1s
Endrins	0.029s	Us	0.029s	0.011s	ug/L s		08/06/11 08:35s	08/26/11 03:59s	1s
Endrin aldehydes	0.029s	Us	0.029s	0.011s	ug/L s		08/06/11 08:35s	08/26/11 03:59s	1s
Endrin ketones	0.029s	Us	0.029s	0.0076 s	ug/L s		08/06/11 08:35s	08/26/11 03:59s	1s
gamma-BHC (Lindane)s	0.029s	Us	0.029s	0.0062s	ug/L s		08/06/11 08:35s	08/26/11 03:59s	1s
gamma-Chlordanes	0.029s	Us	0.029s	0.012s	ug/L s		08/06/11 08:35s	08/26/11 03:59s	1s
Heptachlors	0.029s	Us	0.029s	0.0078 s	ug/L s		08/06/11 08:35s	08/26/11 03:59s	1s
Heptachlor epoxides	0.029s	Us	0.029s	0.0069s	ug/L s		08/06/11 08:35s	08/26/11 03:59s	1s
Methoxychlors	0.097 s	Us	0.097 s	0.031s	ug/L s		08/06/11 08:35s	08/26/11 03:59s	1s
Toxaphenes	1.9s	Us	1.9s	0.31s	ug/L s		08/06/11 08:35s	08/26/11 03:59s	1s

Surrogatea	*% Recoverya*	*Qualifiera*	*Limitsa*	*Prepareda*	*Analyzeda*	*Dil Faca*
DCB Decachlorobiphenyl2	*512*		*50 - 1502*	*08/06/11 08:352*	*08/26/11 03:592*	*12*
DCB Decachlorobiphenyl2	*452*	*X2*	*50 - 1502*	*08/06/11 08:352*	*08/26/11 03:592*	*12*
Tetrachloro-m-xylene2	*802*		*50 - 1502*	*08/06/11 08:352*	*08/26/11 03:592*	*12*
Tetrachloro-m-xylene2	*802*		*50 - 1502*	*08/06/11 08:352*	*08/26/11 03:592*	*12*

Method: 8082 - Polychlor nated Biphenyls (PCBs) by Gas Chromatography i

Analytei	Resulti	Qualif er i	RL i	MDL i	Uniti	Di	Prepared i	Analyzed i	Dil Fac i
Aroclor-1016 s	0.49s	Us	0.49s	0.17 s	ug/L s		08/06/11 08:41s	08/18/11 03:58 s	1s
Aroclor-1221s	0.49s	Us	0.49s	0.13 s	ug/L s		08/06/11 08:41s	08/18/11 03:58 s	1s
Aroclor-1232s	0.49s	Us	0.49s	0.16 s	ug/L s		08/06/11 08:41s	08/18/11 03:58 s	1s
Aroclor-1242s	0.49s	Us	0.49s	0.21s	ug/L s		08/06/11 08:41s	08/18/11 03:58 s	1s
Aroclor-1248 s	0.49s	Us	0.49s	0.097 s	ug/L s		08/06/11 08:41s	08/18/11 03:58 s	1s
Aroclor-1254s	0.49s	Us	0.49s	0.16 s	ug/L s		08/06/11 08:41s	08/18/11 03:58 s	1s
Aroclor-1260s	0.49s	Us	0.49s	0.17 s	ug/L s		08/06/11 08:41s	08/18/11 03:58 s	1s

Surrogatea	*% Recoverya*	*Qualifiera*	*Limitsa*	*Prepareda*	*Analyzeda*	*Dil Faca*
Tetrachloro-m-xylene2	*762*		*502 1502*	*08/06/11 08:412*	*08/18/11 03:582*	*12*
Tetrachloro-m-xylene2	*712*		*502 1502*	*08/06/11 08:412*	*08/18/11 03:582*	*12*
DCB Decachlorobiphenyl2	*412*	*X2*	*502 1502*	*08/06/11 08:412*	*08/18/11 03:582*	*12*
DCB Decachlorobiphenyl2	*392*	*X2*	*502 1502*	*08/06/11 08:412*	*08/18/11 03:582*	*12*

Client Sample ID: FWGLL12mw-186C-1788-GFi

Date Collected: 08/03/11 15:19 i
Date Received: 08/04/11 07:00 i

Lab Sample ID: 240-2499-34 i
Matr x: Water i

Method: 6010B - Metals (ICP) - Total Recoverablei

Analytei	Resulti	Qualif er i	RL i	MDL i	Uniti	Di	Prepared i	Analyzed i	Dil Fac i
Silvers	5.0s	Us	5.0s	2.2s	ug/L s		08/05/11 08:08 s	08/16/11 16:16 s	1s
Arsenic i	**3.4 i**	**Ji**	5.0s	3.2s	ug/L s		08/05/11 08:08 s	08/16/11 16:16 s	1s
Bar umi	**42 i**		10s	0.67 s	ug/L s		08/05/11 08:08 s	08/16/11 16:16 s	1s
Calc umi	**130000 i**		1000s	130s	ug/L s		08/05/11 08:08 s	08/16/11 16:16 s	1s
Cobalts	5.0s	Us	5.0s	1.7 s	ug/L s		08/05/11 08:08 s	08/16/11 16:16 s	1s
Chromiums	5.0s	Us	5.0s	2.2s	ug/L s		08/05/11 08:08 s	08/16/11 16:16 s	1s
Coppers	5.0s	Us	5.0s	4.5s	ug/L s		08/05/11 08:08 s	08/16/11 16:16 s	1s
Potassiumi	**1300 i**	**Bi**	1000s	72s	ug/L s		08/05/11 08:08 s	08/16/11 16:16 s	1s
Magnesiumi	**57000 i**		1000s	34s	ug/L s		08/05/11 08:08 s	08/16/11 16:16 s	1s
Manganesei	**240 i**		10s	0.41s	ug/L s		08/05/11 08:08 s	08/16/11 16:16 s	1s
Nickels	10s	Us	10s	3.2s	ug/L s		08/05/11 08:08 s	08/16/11 16:16 s	1s

Client Sample ID: FWGLL12mw-186C-1788-GF
Date Collected: 08/03/11 15:19
Date Received: 08/04/11 07:00

Lab Sample ID: 240-2499-34
Matrix: Water

Method: 6010B - Metals (ICP) - Total Recoverable (Continued)

Analyte	Result	Qualifier	RL	MDL	Unit	D	Prepared	Analyzed	Dil Fac
Lead	3.0	U	3.0	1.9	ug/L		08/05/11 08:08	08/16/11 16:16	1
Seleniums	5.0	U	5.0	4.1	ug/L		08/05/11 08:08	08/16/11 16:16	1
Vanadiums	10	U	10	0.64	ug/L		08/05/11 08:08	08/16/11 16:16	1

Method: 6020 - Metals (ICP/MS) - Total Recoverable

Analyte	Result	Qualifier	RL	MDL	Unit	D	Prepared	Analyzed	Dil Fac
Aluminum	50	U	50	19	ug/L		08/05/11 08:08	08/23/11 23:08	1
Beryllium	1.0	U	1.0	0.20	ug/L		08/05/11 08:08	08/23/11 23:08	1
Cadmium	0.50	U	0.50	0.13	ug/L		08/05/11 08:08	08/23/11 23:08	1
Iron	**200**		50	26	ug/L		08/05/11 08:08	08/23/11 23:08	1
Antimony	2.0	U	2.0	0.13	ug/L		08/05/11 08:08	08/23/11 23:08	1
Thallium	**0.15**	**J B**	1.0	0.14	ug/L		08/05/11 08:08	08/23/11 23:08	1
Zinc	10	U	10	2.3	ug/L		08/05/11 08:08	08/23/11 23:08	1
Sodium	**14000**	**B**	1000	6.9	ug/L		08/05/11 08:08	08/23/11 23:08	1

Method: 7470A - Mercury (CVAA)

Analyte	Result	Qualifier	RL	MDL	Unit	D	Prepared	Analyzed	Dil Fac
Mercury	0.20	U	0.20	0.12	ug/L		08/05/11 12:40	08/10/11 16:23	1

General Chemistry - Dissolved

Analyte	Result	Qualifier	RL	MDL	Unit	D	Prepared	Analyzed	Dil Fac
Hexavalent chromium	0.020	U	0.020	0.0020	mg/L			08/04/11 10:09	1

Client Sample ID: FWGLL12mw-186C-1778-GW
Date Collected: 08/03/11 15:19
Date Received: 08/05/11 09:00

Lab Sample ID: G1H050492016
Matrix: Water

Method: 8330 (Modified) - Organic Compounds by UV/HPLC - Dissolved

Analyte	Result	Qualifier	RL	MDL	Unit	D	Prepared	Analyzed	Dil Fac
Nitroguanidine	20	U	20	2.4	ug/L		08/15/11 13:20	08/17/11 20:16	1

Method: 8330/8330A - Nitroaromatics & Nitramines: Explosives (8330/A)

Analyte	Result	Qualifier	RL	MDL	Unit	D	Prepared	Analyzed	Dil Fac
1,3,5-Trinitrobenzene	0.099	U	0.099	0.030	ug/L		08/10/11 08:30	08/17/11 12:18	0.99
1,3-Dinitrobenzene	0.099	U	0.099	0.050	ug/L		08/10/11 08:30	08/17/11 12:18	0.99
2-Amino-4,6-dinitrotoluene	0.099	U	0.099	0.099	ug/L		08/10/11 08:30	08/17/11 12:18	0.99
2,4,6-Trinitrotoluene	0.099	U	0.099	0.050	ug/L		08/10/11 08:30	08/17/11 12:18	0.99
2,4-Dinitrotoluene	0.099	U	0.099	0.050	ug/L		08/10/11 08:30	08/17/11 12:18	0.99
2,6-Dinitrotoluene	0.099	U	0.099	0.050	ug/L		08/10/11 08:30	08/17/11 12:18	0.99
2-Nitrotoluene	0.50	U	0.50	0.087	ug/L		08/10/11 08:30	08/17/11 12:18	0.99
3-Nitrotoluene	0.50	U	0.50	0.056	ug/L		08/10/11 08:30	08/17/11 12:18	0.99
4-Amino-2,6-dinitrotoluene	0.099	U	0.099	0.050	ug/L		08/10/11 08:30	08/17/11 12:18	0.99
4-Nitrotoluene	0.50	U	0.50	0.087	ug/L		08/10/11 08:30	08/17/11 12:18	0.99
HMX	0.099	U	0.099	0.036	ug/L		08/10/11 08:30	08/17/11 12:18	0.99
Nitrobenzene	0.099	U	0.099	0.050	ug/L		08/10/11 08:30	08/17/11 12:18	0.99
Nitroglycerin	0.64	U	0.64	0.33	ug/L		08/10/11 08:30	08/17/11 12:18	0.99
RDX	0.099	U	0.099	0.036	ug/L		08/10/11 08:30	08/17/11 12:18	0.99
PETN	0.64	U	0.64	0.30	ug/L		08/10/11 08:30	08/17/11 12:18	0.99
Tetryl	0.099	U	0.099	0.050	ug/L		08/10/11 08:30	08/17/11 12:18	0.99

Client Sample ID: FWGLL12mw-186C-1778-GWi
Date Collected: 08/03/11 15:19 i
Date Received: 08/05/11 09:00 i

Lab Sample ID: G1H050492016 i
Matr x: Water i

Surrogatea	*% Recoverya*	*Qualifiera*	*Limitsa*	*Prepareda*	*Analyzeda*	*Dil Faca*
3,4-Dinitrotoluene2	*93 2*		*50 - 1502*	*08/10/11 08:302*	*08/17/11 12:182*	*0.992*

General Chemistry i

Analytei	Resulti	Qualif er i	RL i	MDL i	Uniti	Di	Prepared i	Analyzed i	Dil Fac i
Nitrate-Nitr tei	0.024 i	Bi	0.10s	0.0053 s	mg/L s		08/18/11 00:00s	08/18/11 11:30s	1s
Nitrocelluloses	2.0s	Us	2.0s	0.48 s	mg/L s		08/17/11 09:00s	08/18/11 13:17 s	1s

Client: Environmental Quality Mgt., Inc.s
Project/Site: RVAAP (OH)s

TestAmerica Job ID: 240-2499-1s

Method: 8260B - Volatile Organic Compounds (GC/MS)

Lab Sample ID: MB 240-12008/6
Matrix: Water
Analysis Batch: 12008

Client Sample ID: Method Blank
Prep Type: Total/NA

Analyte	MB Result	MB Qualifier	RL	MDL	Unit	D	Prepared	Analyzed	Dil Fac
1,1,1-Trichloroethanes	1.0s	U	1.0s	0.22s	ug/L s			08/15/11 12:24s	1s
1,1,2,2-Tetrachloroethanes	1.0s	U	1.0s	0.18s	ug/L s			08/15/11 12:24s	1s
1,1,2-Trichloroethanes	1.0s	U	1.0s	0.27s	ug/L s			08/15/11 12:24s	1s
1,1-Dichloroethanes	1.0s	U	1.0s	0.15s	ug/L s			08/15/11 12:24s	1s
1,1-Dichloroethenes	1.0s	U	1.0s	0.19s	ug/L s			08/15/11 12:24s	1s
1,2-Dichloroethanes	1.0s	U	1.0s	0.22s	ug/L s			08/15/11 12:24s	1s
1,2-Dichloroethene, Totals	1.0s	U	1.0s	0.34s	ug/L s			08/15/11 12:24s	1s
1,2-Dichloropropanes	1.0s	U	1.0s	0.18s	ug/L s			08/15/11 12:24s	1s
2-Hexanones	10s	U	10s	0.41s	ug/L s			08/15/11 12:24s	1s
Bromochloromethanes	1.0s	U	1.0s	0.29s	ug/L s			08/15/11 12:24s	1s
Acetones	10s	U	10s	1.1s	ug/L s			08/15/11 12:24s	1s
Benzenes	1.0s	U	1.0s	0.13s	ug/L s			08/15/11 12:24s	1s
Bromoforms	1.0s	U	1.0s	0.64s	ug/L s			08/15/11 12:24s	1s
Bromomethanes	1.0s	U	1.0s	0.41s	ug/L s			08/15/11 12:24s	1s
Carbon disulfides	1.0s	U	1.0s	0.13s	ug/L s			08/15/11 12:24s	1s
Carbon tetrachlorides	1.0s	U	1.0s	0.13s	ug/L s			08/15/11 12:24s	1s
Chlorobenzenes	1.0s	U	1.0s	0.15s	ug/L s			08/15/11 12:24s	1s
Chloroethanes	1.0s	U	1.0s	0.29s	ug/L s			08/15/11 12:24s	1s
Chloroforms	1.0s	U	1.0s	0.16s	ug/L s			08/15/11 12:24s	1s
Chloromethanes	1.0s	U	1.0s	0.30s	ug/L s			08/15/11 12:24s	1s
cis-1,2-Dichloroethenes	1.0s	U	1.0s	0.17s	ug/L s			08/15/11 12:24s	1s
cis-1,3-Dichloropropenes	1.0s	U	1.0s	0.14s	ug/L s			08/15/11 12:24s	1s
Bromodichloromethanes	1.0s	U	1.0s	0.15s	ug/L s			08/15/11 12:24s	1s
Ethylbenzenes	1.0s	U	1.0s	0.17s	ug/L s			08/15/11 12:24s	1s
1,2-Dibromoethanes	1.0s	U	1.0s	0.24s	ug/L s			08/15/11 12:24s	1s
m-Xylene & p-Xylenes	2.0s	U	2.0s	0.24s	ug/L s			08/15/11 12:24s	1s
2-Butanone (MEK)s	10s	U	10s	0.57s	ug/L s			08/15/11 12:24s	1s
4-Methyl-2-pentanone (MIBK)s	10s	U	10s	0.32s	ug/L s			08/15/11 12:24s	1s
Methylene Chlorides	2.0s	U	2.0s	0.33s	ug/L s			08/15/11 12:24s	1s
o-Xylenes	1.0s	U	1.0s	0.14s	ug/L s			08/15/11 12:24s	1s
Styrenes	1.0s	U	1.0s	0.11s	ug/L s			08/15/11 12:24s	1s
Tetrachloroethenes	1.0s	U	1.0s	0.29s	ug/L s			08/15/11 12:24s	1s
Toluenes	1.0s	U	1.0s	0.13s	ug/L s			08/15/11 12:24s	1s
trans-1,2-Dichloroethenes	1.0s	U	1.0s	0.19s	ug/L s			08/15/11 12:24s	1s
trans-1,3-Dichloropropenes	1.0s	U	1.0s	0.19s	ug/L s			08/15/11 12:24s	1s
Trichloroethenes	1.0s	U	1.0s	0.17s	ug/L s			08/15/11 12:24s	1s
Vinyl chlorides	1.0s	U	1.0s	0.22s	ug/L s			08/15/11 12:24s	1s
Xylenes, Totals	2.0s	U	2.0s	0.28s	ug/L s			08/15/11 12:24s	1s
Dibromochloromethanes	1.0s	U	1.0s	0.18s	ug/L s			08/15/11 12:24s	1s

SurrogateR	*MBR % RecoveryR*	*MBR QualifierR*	*LimitsR*	*PreparedR*	*AnalyzedR*	*Dil FacR*
1,2-Dichloroethane-d4 (Surr)2	*962*		*50 - 1502*		*08/15/11 12:242*	*12*
4-Bromofluorobenzene (Surr)2	*1002*		*50 - 1502*		*08/15/11 12:242*	*12*
Toluene-d8 (Surr)2	*1002*		*50 - 1502*		*08/15/11 12:242*	*12*
Dibromofluoromethane (Surr)2	*942*		*50 - 1502*		*08/15/11 12:242*	*12*

Method: 8260B - Volatile Organic Compounds (GC/MS) (Continued)

Lab Sample ID: LCS 240-12008/5
Matrix: Water
Analysis Batch: 12008

Client Sample ID: Lab Control Sample
Prep Type: Total/NA

Analyte	Spike Added	LCS Result	LCS Qualifier	Unit	D	% Rec	% Rec. Limits
1,1,1-Trichloroethanes	10.0s	10.1s		ug/L s		101s	70s-127s
1,1,2,2-Tetrachloroethanes	10.0s	10.3s		ug/L s		103s	68s-129s
1,1,2-Trichloroethanes	10.0s	10.2s		ug/L s		102s	75s-136s
1,1-Dichloroethanes	10.0s	10.4s		ug/L s		104s	75s-133s
1,1-Dichloroethenes	10.0s	10.5s		ug/L s		105s	75s-125s
1,2-Dichloroethanes	10.0s	10.6s		ug/L s		106s	67s-132s
1,2-Dichloropropanes	10.0s	10.6s		ug/L s		106s	75s-127s
2-Hexanones	20.0s	16.0s		ug/L s		80s	53s-139s
Bromochloromethanes	10.0s	10.0s		ug/L s		100s	75s-127s
Acetones	20.0s	19.4s		ug/L s		97s	51s-157s
Benzenes	10.0s	10.4s		ug/L s		104s	75s-126s
Bromoforms	10.0s	8.78s		ug/L s		88s	72s-136s
Bromomethanes	10.0s	10.2s		ug/L s		102s	35s-153s
Carbon disulfides	10.0s	10.5s		ug/L s		105s	74s-123s
Carbon tetrachlorides	10.0s	10.7s		ug/L s		107s	71s-132s
Chlorobenzenes	10.0s	10.3s		ug/L s		103s	75s-127s
Chloroethanes	10.0s	9.82s		ug/L s		98s	72s-129s
Chloroforms	10.0s	10.3s		ug/L s		103s	74s-127s
Chloromethanes	10.0s	9.40s		ug/L s		94s	58s-135s
cis-1,2-Dichloroethenes	10.0s	10.0s		ug/L s		100s	73s-133s
cis-1,3-Dichloropropenes	10.0s	10.2s		ug/L s		102s	73s-132s
Bromodichloromethanes	10.0s	10.6s		ug/L s		106s	70s-130s
Ethylbenzenes	10.0s	10.3s		ug/L s		103s	75s-120s
1,2-Dibromoethanes	10.0s	10.1s		ug/L s		101s	75s-127s
m-Xylene & p-Xylenes	20.0s	20.2s		ug/L s		101s	75s-122s
2-Butanone (MEK)s	20.0s	18.8s		ug/L s		94s	45s-150s
4-Methyl-2-pentanone (MIBK)s	20.0s	18.6s		ug/L s		93s	59s-150s
Methylene Chlorides	10.0s	10.3s		ug/L s		103s	66s-118s
o-Xylenes	10.0s	10.1s		ug/L s		101s	75s-118s
Styrenes	10.0s	9.99s		ug/L s		100s	75s-130s
Tetrachloroethenes	10.0s	10.0s		ug/L s		100s	75s-129s
Toluenes	10.0s	10.4s		ug/L s		104s	75s-125s
trans-1,2-Dichloroethenes	10.0s	10.2s		ug/L s		102s	75s-134s
trans-1,3-Dichloropropenes	10.0s	10.3s		ug/L s		103s	74s-131s
Trichloroethenes	10.0s	9.62s		ug/L s		96s	67s-128s
Vinyl chlorides	10.0s	9.50s		ug/L s		95s	73s-134s
Dibromochloromethanes	10.0s	9.76s		ug/L s		98s	74s-145s

SurrogateR	*LCSR % RecoveryR*	*LCSR QualifierR*	*LimitsR*
1,2-Dichloroethane-d4 (Surr)2	*962*		*50 - 150*
4-Bromofluorobenzene (Surr)2	*1052*		*50 - 150*
Toluene-d8 (Surr)2	*1012*		*50 - 150*
Dibromofluoromethane (Surr)2	*962*		*50 - 1502*

Method: 8260B - Volatile Organic Compounds (GC/MS) (Continued)

Lab Sample ID: MRL 240-12008/29 MRL
Matrix: Water
Analysis Batch: 12008

Client Sample ID: Lab Control Sample
Prep Type: Total/NA

Analyte	Spike Added	MRL Result	MRL Qualifier	Unit	D	% Rec	% Rec. Limits
1,1,1-Trichloroethanes	1.00s	1.02s		ug/L s		102s	70s-130s
1,1,2,2-Tetrachloroethanes	1.00s	0.967s	Js	ug/L s		97s	70s-130s
1,1,2-Trichloroethanes	1.00s	1.06s		ug/L s		106s	70s-130s
1,1-Dichloroethanes	1.00s	1.11s		ug/L s		111s	70s-130s
1,1-Dichloroethenes	1.00s	1.08s		ug/L s		108s	70s-130s
1,2-Dichloroethanes	1.00s	1.18s		ug/L s		118s	70s-130s
1,2-Dichloropropanes	1.00s	1.16s		ug/L s		116s	70s-130s
2-Hexanones	2.00s	1.28s	J ^s	ug/L s		64s	70s-130s
Bromochloromethanes	1.00s	1.02s		ug/L s		102s	70s-130s
Acetones	2.00s	2.06s	Js	ug/L s		103s	70s-130s
Benzenes	1.00s	1.15s		ug/L s		115s	70s-130s
Bromoforms	1.00s	1.22s		ug/L s		122s	70s-130s
Bromomethanes	1.00s	1.07s		ug/L s		107s	70s-130s
Carbon disulfides	1.00s	1.03s		ug/L s		103s	70s-130s
Carbon tetrachlorides	1.00s	1.00s		ug/L s		100s	70s-130s
Chlorobenzenes	1.00s	1.06s		ug/L s		106s	70s-130s
Chloroethanes	1.00s	1.08s		ug/L s		108s	70s-130s
Chloroforms	1.00s	1.09s		ug/L s		109s	70s-130s
Chloromethanes	1.00s	1.14s		ug/L s		114s	70s-130s
cis-1,2-Dichloroethenes	1.00s	1.04s		ug/L s		104s	70s-130s
cis-1,3-Dichloropropenes	1.00s	0.981s	Js	ug/L s		98s	70s-130s
Bromodichloromethanes	1.00s	1.04s		ug/L s		104s	70s-130s
Ethylbenzenes	1.00s	1.03s		ug/L s		103s	70s-130s
1,2-Dibromoethanes	1.00s	0.990s	Js	ug/L s		99s	70s-130s
m-Xylene & p-Xylenes	2.00s	1.90s	Js	ug/L s		95s	70s-130s
2-Butanone (MEK)s	2.00s	2.25s	Js	ug/L s		113s	70s-130s
4-Methyl-2-pentanone (MIBK)s	2.00s	1.66s	Js	ug/L s		83s	70s-130s
Methylene Chlorides	1.00s	0.812s	Js	ug/L s		81s	70s-130s
o-Xylenes	1.00s	0.958s	Js	ug/L s		96s	70s-130s
Styrenes	1.00s	0.912s	Js	ug/L s		91s	70s-130s
Tetrachloroethenes	1.00s	1.15s		ug/L s		115s	70s-130s
Toluenes	1.00s	1.08s		ug/L s		108s	70s-130s
trans-1,2-Dichloroethenes	1.00s	1.06s		ug/L s		106s	70s-130s
trans-1,3-Dichloropropenes	1.00s	0.946s	Js	ug/L s		95s	70s-130s
Trichloroethenes	1.00s	1.23s		ug/L s		123s	70s-130s
Vinyl chlorides	1.00s	1.03s		ug/L s		103s	70s-130s
Dibromochloromethanes	1.00s	0.916s	Js	ug/L s		92s	70s-130s

SurrogateR	*MRLR % RecoveryR*	*MRLR QualifierR*	*LimitsR*
1,2-Dichloroethane-d4 (Surr)2	*962*		*50 - 150*
4-Bromofluorobenzene (Surr)2	*1012*		*50 - 150*
Toluene-d8 (Surr)2	*102*		*50 - 150*
Dibromofluoromethane (Surr)2	*962*		*50 - 1502*

Method: 8260B - Volatile Organic Compounds (GC/MS) (Continued)

Lab Sample ID: MRL 240-12008/4 MRL
Matrix: Water
Analysis Batch: 12008

Client Sample ID: Lab Control Sample
Prep Type: Total/NA

Analyte	Spike Added	MRL Result	MRL Qualifier	Unit	D	% Rec	% Rec. Limits
1,1,1-Trichloroethanes	1.00s	1.00s		ug/L s		100s	70s-130s
1,1,2,2-Tetrachloroethanes	1.00s	1.04s		ug/L s		104s	70s-130s
1,1,2-Trichloroethanes	1.00s	1.08s		ug/L s		108s	70s-130s
1,1-Dichloroethanes	1.00s	0.985s	Js	ug/L s		99s	70s-130s
1,1-Dichloroethenes	1.00s	1.08s		ug/L s		108s	70s-130s
1,2-Dichloroethanes	1.00s	1.00s		ug/L s		100s	70s-130s
1,2-Dichloropropanes	1.00s	0.948s	Js	ug/L s		95s	70s-130s
2-Hexanones	2.00s	1.73s	Js	ug/L s		87s	70s-130s
Bromochloromethanes	1.00s	0.929s	Js	ug/L s		93s	70s-130s
Acetones	2.00s	2.65s	J ^s	ug/L s		133s	70s-130s
Benzenes	1.00s	1.05s		ug/L s		105s	70s-130s
Bromoforms	1.00s	1.22s		ug/L s		122s	70s-130s
Bromomethanes	1.00s	1.12s		ug/L s		112s	70s-130s
Carbon disulfides	1.00s	0.972s	Js	ug/L s		97s	70s-130s
Carbon tetrachlorides	1.00s	1.00s		ug/L s		100s	70s-130s
Chlorobenzenes	1.00s	1.04s		ug/L s		104s	70s-130s
Chloroethanes	1.00s	0.963s	Js	ug/L s		96s	70s-130s
Chloroforms	1.00s	0.954s	Js	ug/L s		95s	70s-130s
Chloromethanes	1.00s	1.11s		ug/L s		111s	70s-130s
cis-1,2-Dichloroethenes	1.00s	1.02s		ug/L s		102s	70s-130s
cis-1,3-Dichloropropenes	1.00s	0.939s	Js	ug/L s		94s	70s-130s
Bromodichloromethanes	1.00s	1.01s		ug/L s		101s	70s-130s
Ethylbenzenes	1.00s	0.975s	Js	ug/L s		97s	70s-130s
1,2-Dibromoethanes	1.00s	0.985s	Js	ug/L s		99s	70s-130s
m-Xylene & p-Xylenes	2.00s	1.99s	Js	ug/L s		100s	70s-130s
2-Butanone (MEK)s	2.00s	2.92s	J ^s	ug/L s		146s	70s-130s
4-Methyl-2-pentanone (MIBK)s	2.00s	1.90s	Js	ug/L s		95s	70s-130s
Methylene Chlorides	1.00s	0.785s	Js	ug/L s		79s	70s-130s
o-Xylenes	1.00s	1.00s		ug/L s		100s	70s-130s
Styrenes	1.00s	0.858s	Js	ug/L s		86s	70s-130s
Tetrachloroethenes	1.00s	1.02s		ug/L s		102s	70s-130s
Toluenes	1.00s	1.07s		ug/L s		107s	70s-130s
trans-1,2-Dichloroethenes	1.00s	0.990s	Js	ug/L s		99s	70s-130s
trans-1,3-Dichloropropenes	1.00s	0.990s	Js	ug/L s		99s	70s-130s
Trichloroethenes	1.00s	1.13s		ug/L s		113s	70s-130s
Vinyl chlorides	1.00s	1.07s		ug/L s		107s	70s-130s
Dibromochloromethanes	1.00s	0.906s	Js	ug/L s		91s	70s-130s

SurrogateR	*MRLR % RecoveryR*	*MRLR QualifierR*	*LimitsR*
1,2-Dichloroethane-d4 (Surr)2	*93 2*		*50 - 150*
4-Bromofluorobenzene (Surr)2	*103 2*		*50 - 150*
Toluene-d8 (Surr)2	*103 2*		*50 - 150*
Dibromofluoromethane (Surr)2	*952*		*50 - 1502*

Method: 8260B - Volatile Organic Compounds (GC/MS) (Continued)

Lab Sample ID: MB 240-12149/6
Matrix: Water
Analysis Batch: 12149

Client Sample ID: Method Blank
Prep Type: Total/NA

Analyte	MB Result	MB Qualifier	RL	MDL	Unit	D	Prepared	Analyzed	Dil Fac
1,1,1-Trichloroethanes	1.0s	U	1.0s	0.22s	ug/L s			08/16/11 12:47s	1s
1,1,2,2-Tetrachloroethanes	1.0s	U	1.0s	0.18s	ug/L s			08/16/11 12:47s	1s
1,1,2-Trichloroethanes	1.0s	U	1.0s	0.27s	ug/L s			08/16/11 12:47s	1s
1,1-Dichloroethanes	1.0s	U	1.0s	0.15s	ug/L s			08/16/11 12:47s	1s
1,1-Dichloroethenes	1.0s	U	1.0s	0.19s	ug/L s			08/16/11 12:47s	1s
1,2-Dichloroethanes	1.0s	U	1.0s	0.22s	ug/L s			08/16/11 12:47s	1s
1,2-Dichloroethene, Totals	1.0s	U	1.0s	0.34s	ug/L s			08/16/11 12:47s	1s
1,2-Dichloropropanes	1.0s	U	1.0s	0.18s	ug/L s			08/16/11 12:47s	1s
2-Hexanones	10s	U	10s	0.41s	ug/L s			08/16/11 12:47s	1s
Bromochloromethanes	1.0s	U	1.0s	0.29s	ug/L s			08/16/11 12:47s	1s
Acetones	10s	U	10s	1.1s	ug/L s			08/16/11 12:47s	1s
Benzenes	1.0s	U	1.0s	0.13s	ug/L s			08/16/11 12:47s	1s
Bromoforms	1.0s	U	1.0s	0.64s	ug/L s			08/16/11 12:47s	1s
Bromomethanes	1.0s	U	1.0s	0.41s	ug/L s			08/16/11 12:47s	1s
Carbon disulfides	1.0s	U	1.0s	0.13s	ug/L s			08/16/11 12:47s	1s
Carbon tetrachlorides	1.0s	U	1.0s	0.13s	ug/L s			08/16/11 12:47s	1s
Chlorobenzenes	1.0s	U	1.0s	0.15s	ug/L s			08/16/11 12:47s	1s
Chloroethanes	1.0s	U	1.0s	0.29s	ug/L s			08/16/11 12:47s	1s
Chloroforms	1.0s	U	1.0s	0.16s	ug/L s			08/16/11 12:47s	1s
Chloromethanes	1.0s	U	1.0s	0.30s	ug/L s			08/16/11 12:47s	1s
cis-1,2-Dichloroethenes	1.0s	U	1.0s	0.17s	ug/L s			08/16/11 12:47s	1s
cis-1,3-Dichloropropenes	1.0s	U	1.0s	0.14s	ug/L s			08/16/11 12:47s	1s
Bromodichloromethanes	1.0s	U	1.0s	0.15s	ug/L s			08/16/11 12:47s	1s
Ethylbenzenes	1.0s	U	1.0s	0.17s	ug/L s			08/16/11 12:47s	1s
1,2-Dibromoethanes	1.0s	U	1.0s	0.24s	ug/L s			08/16/11 12:47s	1s
m-Xylene & p-Xylenes	2.0s	U	2.0s	0.24s	ug/L s			08/16/11 12:47s	1s
2-Butanone (MEK)s	10s	U	10s	0.57s	ug/L s			08/16/11 12:47s	1s
4-Methyl-2-pentanone (MIBK)s	10s	U	10s	0.32s	ug/L s			08/16/11 12:47s	1s
Methylene Chlorides	2.0s	U	2.0s	0.33s	ug/L s			08/16/11 12:47s	1s
o-Xylenes	1.0s	U	1.0s	0.14s	ug/L s			08/16/11 12:47s	1s
Styrenes	1.0s	U	1.0s	0.11s	ug/L s			08/16/11 12:47s	1s
Tetrachloroethenes	1.0s	U	1.0s	0.29s	ug/L s			08/16/11 12:47s	1s
Toluenes	1.0s	U	1.0s	0.13s	ug/L s			08/16/11 12:47s	1s
trans-1,2-Dichloroethenes	1.0s	U	1.0s	0.19s	ug/L s			08/16/11 12:47s	1s
trans-1,3-Dichloropropenes	1.0s	U	1.0s	0.19s	ug/L s			08/16/11 12:47s	1s
Trichloroethenes	1.0s	U	1.0s	0.17s	ug/L s			08/16/11 12:47s	1s
Vinyl chlorides	1.0s	U	1.0s	0.22s	ug/L s			08/16/11 12:47s	1s
Xylenes, Totals	2.0s	U	2.0s	0.28s	ug/L s			08/16/11 12:47s	1s
Dibromochloromethanes	1.0s	U	1.0s	0.18s	ug/L s			08/16/11 12:47s	1s

SurrogateR	*MBR % RecoveryR*	*MBR QualifierR*	*LimitsR*	*PreparedR*	*AnalyzedR*	*Dil FacR*
1,2-Dichloroethane-d4 (Surr)2	*962*		*50 - 1502*		*08/16/11 12:47 2*	*12*
4-Bromofluorobenzene (Surr)2	*103 2*		*50 - 1502*		*08/16/11 12:47 2*	*12*
Toluene-d8 (Surr)2	*1002*		*50 - 1502*		*08/16/11 12:47 2*	*12*
Dibromofluoromethane (Surr)2	*97 2*		*50 - 1502*		*08/16/11 12:47 2*	*12*

Method: 8260B - Volatile Organic Compounds (GC/MS) (Continued)

Lab Sample ID: LCS 240-12149/5
Matrix: Water
Analysis Batch: 12149

Client Sample ID: Lab Control Sample
Prep Type: Total/NA

Analyte	Spike Added	LCS Result	LCS Qualifier	Unit	D	% Rec	% Rec. Limits
1,1,1-Trichloroethanes	10.0s	10.3s		ug/L s		103s	70s-127s
1,1,2,2-Tetrachloroethanes	10.0s	9.80s		ug/L s		98s	68s-129s
1,1,2-Trichloroethanes	10.0s	10.6s		ug/L s		106s	75s-136s
1,1-Dichloroethanes	10.0s	10.8s		ug/L s		108s	75s-133s
1,1-Dichloroethenes	10.0s	11.1s		ug/L s		111s	75s-125s
1,2-Dichloroethanes	10.0s	11.0s		ug/L s		110s	67s-132s
1,2-Dichloropropanes	10.0s	11.2s		ug/L s		112s	75s-127s
2-Hexanones	20.0s	16.8s		ug/L s		84s	53s-139s
Bromochloromethanes	10.0s	10.3s		ug/L s		103s	75s-127s
Acetones	20.0s	21.2s		ug/L s		106s	51s-157s
Benzenes	10.0s	10.7s		ug/L s		107s	75s-126s
Bromoforms	10.0s	8.87s		ug/L s		89s	72s-136s
Bromomethanes	10.0s	8.74s		ug/L s		87s	35s-153s
Carbon disulfides	10.0s	10.6s		ug/L s		106s	74s-123s
Carbon tetrachlorides	10.0s	10.8s		ug/L s		108s	71s-132s
Chlorobenzenes	10.0s	10.5s		ug/L s		105s	75s-127s
Chloroethanes	10.0s	9.46s		ug/L s		95s	72s-129s
Chloroforms	10.0s	10.6s		ug/L s		106s	74s-127s
Chloromethanes	10.0s	9.75s		ug/L s		98s	58s-135s
cis-1,2-Dichloroethenes	10.0s	10.3s		ug/L s		103s	73s-133s
cis-1,3-Dichloropropenes	10.0s	10.6s		ug/L s		106s	73s-132s
Bromodichloromethanes	10.0s	10.9s		ug/L s		109s	70s-130s
Ethylbenzenes	10.0s	10.3s		ug/L s		103s	75s-120s
1,2-Dibromoethanes	10.0s	10.3s		ug/L s		103s	75s-127s
m-Xylene & p-Xylenes	20.0s	20.4s		ug/L s		102s	75s-122s
2-Butanone (MEK)s	20.0s	19.7s		ug/L s		99s	45s-150s
4-Methyl-2-pentanone (MIBK)s	20.0s	19.4s		ug/L s		97s	59s-150s
Methylene Chlorides	10.0s	10.0s		ug/L s		100s	66s-118s
o-Xylenes	10.0s	10.3s		ug/L s		103s	75s-118s
Styrenes	10.0s	10.4s		ug/L s		104s	75s-130s
Tetrachloroethenes	10.0s	10.1s		ug/L s		101s	75s-129s
Toluenes	10.0s	10.6s		ug/L s		106s	75s-125s
trans-1,2-Dichloroethenes	10.0s	10.6s		ug/L s		106s	75s-134s
trans-1,3-Dichloropropenes	10.0s	10.7s		ug/L s		107s	74s-131s
Trichloroethenes	10.0s	10.4s		ug/L s		104s	67s-128s
Vinyl chlorides	10.0s	9.94s		ug/L s		99s	73s-134s
Dibromochloromethanes	10.0s	10.1s		ug/L s		101s	74s-145s

SurrogateR	*LCSR % RecoveryR*	*LCSR QualifierR*	*LimitsR*
1,2-Dichloroethane-d4 (Surr)2	*1002*		*50 - 150*
4-Bromofluorobenzene (Surr)2	*1082*		*50 - 150*
Toluene-d8 (Surr)2	*1042*		*50 - 150*
Dibromofluoromethane (Surr)2	*97 2*		*50 - 150*

Method: 8260B - Volatile Organic Compounds (GC/MS) (Continued)

Lab Sample ID: MRL 240-12149/27 MRL
Matrix: Water
Analysis Batch: 12149

Client Sample ID: Lab Control Sample
Prep Type: Total/NA

Analyte	Spike Added	MRL Result	MRL Qualifier	Unit	D	% Rec	% Rec. Limits
1,1,1-Trichloroethanes	1.00s	1.07s		ug/L s		107s	70s - 130s
1,1,2,2-Tetrachloroethanes	1.00s	1.06s		ug/L s		106s	70s - 130s
1,1,2-Trichloroethanes	1.00s	1.09s		ug/L s		109s	70s - 130s
1,1-Dichloroethanes	1.00s	1.06s		ug/L s		106s	70s - 130s
1,1-Dichloroethenes	1.00s	1.04s		ug/L s		104s	70s - 130s
1,2-Dichloroethanes	1.00s	1.13s		ug/L s		113s	70s - 130s
1,2-Dichloropropanes	1.00s	1.09s		ug/L s		109s	70s - 130s
2-Hexanones	2.00s	1.64s	Js	ug/L s		82s	70s - 130s
Bromochloromethanes	1.00s	1.08s		ug/L s		108s	70s - 130s
Acetones	2.00s	1.65s	Js	ug/L s		83s	70s - 130s
Benzenes	1.00s	1.10s		ug/L s		110s	70s - 130s
Bromoforms	1.00s	1.11s		ug/L s		111s	70s - 130s
Bromomethanes	1.00s	1.15s		ug/L s		115s	70s - 130s
Carbon disulfides	1.00s	1.02s		ug/L s		102s	70s - 130s
Carbon tetrachlorides	1.00s	1.01s		ug/L s		101s	70s - 130s
Chlorobenzenes	1.00s	1.03s		ug/L s		103s	70s - 130s
Chloroethanes	1.00s	1.04s		ug/L s		104s	70s - 130s
Chloroforms	1.00s	1.05s		ug/L s		105s	70s - 130s
Chloromethanes	1.00s	1.08s		ug/L s		108s	70s - 130s
cis-1,2-Dichloroethenes	1.00s	1.03s		ug/L s		103s	70s - 130s
cis-1,3-Dichloropropenes	1.00s	0.939s	Js	ug/L s		94s	70s - 130s
Bromodichloromethanes	1.00s	1.05s		ug/L s		105s	70s - 130s
Ethylbenzenes	1.00s	0.990s	Js	ug/L s		99s	70s - 130s
1,2-Dibromoethanes	1.00s	1.04s		ug/L s		104s	70s - 130s
m-Xylene & p-Xylenes	2.00s	1.88s	Js	ug/L s		94s	70s - 130s
2-Butanone (MEK)s	2.00s	2.36s	Js	ug/L s		118s	70s - 130s
4-Methyl-2-pentanone (MIBK)s	2.00s	1.94s	Js	ug/L s		97s	70s - 130s
Methylene Chlorides	1.00s	0.801s	Js	ug/L s		80s	70s - 130s
o-Xylenes	1.00s	0.922s	Js	ug/L s		92s	70s - 130s
Styrenes	1.00s	0.896s	Js	ug/L s		90s	70s - 130s
Tetrachloroethenes	1.00s	1.09s		ug/L s		109s	70s - 130s
Toluenes	1.00s	1.08s		ug/L s		108s	70s - 130s
trans-1,2-Dichloroethenes	1.00s	1.04s		ug/L s		104s	70s - 130s
trans-1,3-Dichloropropenes	1.00s	0.838s	Js	ug/L s		84s	70s - 130s
Trichloroethenes	1.00s	1.10s		ug/L s		110s	70s - 130s
Vinyl chlorides	1.00s	1.01s		ug/L s		101s	70s - 130s
Dibromochloromethanes	1.00s	0.889s	Js	ug/L s		89s	70s - 130s

SurrogateR	*MRLR % RecoveryR*	*MRLR QualifierR*	*LimitsR*
1,2-Dichloroethane-d4 (Surr)2	*992*		*50 - 150*
4-Bromofluorobenzene (Surr)2	*992*		*50 - 150*
Toluene-d8 (Surr)2	*102*		*50 - 150*
Dibromofluoromethane (Surr)2	*982*		*50 - 150*

Method: 8260B - Volatile Organic Compounds (GC/MS) (Continued)

Lab Sample ID: MRL 240-12149/4 MRL
Matrix: Water
Analysis Batch: 12149

Client Sample ID: Lab Control Sample
Prep Type: Total/NA

Analyte	Spike Added	MRL Result	MRL Qualifier	Unit	D	% Rec	% Rec. Limits
1,1,1-Trichloroethanes	1.00s	1.00s		ug/L s		100s	70s-130s
1,1,2,2-Tetrachloroethanes	1.00s	1.05s		ug/L s		105s	70s-130s
1,1,2-Trichloroethanes	1.00s	1.06s		ug/L s		106s	70s-130s
1,1-Dichloroethanes	1.00s	1.03s		ug/L s		103s	70s-130s
1,1-Dichloroethenes	1.00s	1.00s		ug/L s		100s	70s-130s
1,2-Dichloroethanes	1.00s	1.17s		ug/L s		117s	70s-130s
1,2-Dichloropropanes	1.00s	1.12s		ug/L s		112s	70s-130s
2-Hexanones	2.00s	1.72s	Js	ug/L s		86s	70s-130s
Bromochloromethanes	1.00s	1.05s		ug/L s		105s	70s-130s
Acetones	2.00s	2.06s	Js	ug/L s		103s	70s-130s
Benzenes	1.00s	1.12s		ug/L s		112s	70s-130s
Bromoforms	1.00s	1.22s		ug/L s		122s	70s-130s
Bromomethanes	1.00s	1.12s		ug/L s		112s	70s-130s
Carbon disulfides	1.00s	0.975s	Js	ug/L s		98s	70s-130s
Carbon tetrachlorides	1.00s	0.937s	Js	ug/L s		94s	70s-130s
Chlorobenzenes	1.00s	1.06s		ug/L s		106s	70s-130s
Chloroethanes	1.00s	1.02s		ug/L s		102s	70s-130s
Chloroforms	1.00s	1.05s		ug/L s		105s	70s-130s
Chloromethanes	1.00s	1.07s		ug/L s		107s	70s-130s
cis-1,2-Dichloroethenes	1.00s	1.03s		ug/L s		103s	70s-130s
cis-1,3-Dichloropropenes	1.00s	1.02s		ug/L s		102s	70s-130s
Bromodichloromethanes	1.00s	1.07s		ug/L s		107s	70s-130s
Ethylbenzenes	1.00s	0.986s	Js	ug/L s		99s	70s-130s
1,2-Dibromoethanes	1.00s	1.07s		ug/L s		107s	70s-130s
m-Xylene & p-Xylenes	2.00s	1.95s	Js	ug/L s		98s	70s-130s
2-Butanone (MEK)s	2.00s	2.82s	J ^s	ug/L s		141s	70s-130s
4-Methyl-2-pentanone (MIBK)s	2.00s	2.23s	Js	ug/L s		112s	70s-130s
Methylene Chlorides	1.00s	0.685s	J ^s	ug/L s		69s	70s-130s
o-Xylenes	1.00s	0.966s	Js	ug/L s		97s	70s-130s
Styrenes	1.00s	0.927s	Js	ug/L s		93s	70s-130s
Tetrachloroethenes	1.00s	1.10s		ug/L s		110s	70s-130s
Toluenes	1.00s	1.05s		ug/L s		105s	70s-130s
trans-1,2-Dichloroethenes	1.00s	1.03s		ug/L s		103s	70s-130s
trans-1,3-Dichloropropenes	1.00s	0.948s	Js	ug/L s		95s	70s-130s
Trichloroethenes	1.00s	1.08s		ug/L s		108s	70s-130s
Vinyl chlorides	1.00s	1.07s		ug/L s		107s	70s-130s
Dibromochloromethanes	1.00s	0.858s	Js	ug/L s		86s	70s-130s

SurrogateR	*MRLR % RecoveryR*	*MRLR QualifierR*	*LimitsR*
1,2-Dichloroethane-d4 (Surr)2	*97 2*		*50 - 150*
4-Bromofluorobenzene (Surr)2	*102*		*50 - 150*
Toluene-d8 (Surr)2	*1002*		*50 - 150*
Dibromofluoromethane (Surr)2	*962*		*50 - 1502*

Method: 8260B - Volatile Organic Compounds (GC/MS) (Continued)

Lab Sample ID: 240-2499-29 MS
Matrix: Water
Analysis Batch: 12149

Client Sample ID: FWGLL12mw-128C-1781-GW
Prep Type: Total/NA

Analyte	Sample Result	Sample Qualifier	Spike Added	MS Result	MS Qualifier	Unit	D	% Rec	% Rec. Limits
1,1,1-Trichloroethanes	1.0s	Us	10.0s	9.81s		ug/L s		98s	70s-130s
1,1,2,2-Tetrachloroethanes	1.0s	Us	10.0s	11.4s		ug/L s		114s	70s-130s
1,1,2-Trichloroethanes	1.0s	Us	10.0s	10.7s		ug/L s		107s	70s-130s
1,1-Dichloroethanes	1.0s	Us	10.0s	10.5s		ug/L s		105s	70s-130s
1,1-Dichloroethenes	1.0s	Us	10.0s	10.6s		ug/L s		106s	70s-130s
1,2-Dichloroethanes	1.0s	Us	10.0s	10.8s		ug/L s		108s	70s-130s
1,2-Dichloropropanes	1.0s	Us	10.0s	11.1s		ug/L s		111s	70s-130s
2-Hexanones	10s	Us	20.0s	19.3s		ug/L s		97s	70s-130s
Bromochloromethanes	1.0s	Us	10.0s	10.2s		ug/L s		102s	70s-130s
Acetones	1.5s	Js	20.0s	25.0s		ug/L s		117s	70s-130s
Benzenes	1.0s	Us	10.0s	10.7s		ug/L s		107s	70s-130s
Bromoforms	1.0s	Us	10.0s	8.52s		ug/L s		85s	70s-130s
Bromomethanes	1.0s	Us	10.0s	8.75s		ug/L s		88s	70s-130s
Carbon disulfides	1.0s	Us	10.0s	10.0s		ug/L s		100s	70s-130s
Carbon tetrachlorides	1.0s	Us	10.0s	10.3s		ug/L s		103s	70s-130s
Chlorobenzenes	1.0s	Us	10.0s	9.98s		ug/L s		100s	70s-130s
Chloroethanes	1.0s	Us	10.0s	9.31s		ug/L s		93s	70s-130s
Chloroforms	1.0s	Us	10.0s	10.4s		ug/L s		104s	70s-130s
Chloromethanes	1.0s	Us	10.0s	9.18s		ug/L s		92s	70s-130s
cis-1,2-Dichloroethenes	1.0s	Us	10.0s	9.99s		ug/L s		100s	70s-130s
cis-1,3-Dichloropropenes	1.0s	Us	10.0s	10.0s		ug/L s		100s	70s-130s
Bromodichloromethanes	1.0s	Us	10.0s	10.4s		ug/L s		104s	70s-130s
Ethylbenzenes	1.0s	Us	10.0s	9.88s		ug/L s		99s	70s-130s
1,2-Dibromoethanes	1.0s	Us	10.0s	10.6s		ug/L s		106s	70s-130s
m-Xylene & p-Xylenes	2.0s	Us	20.0s	19.9s		ug/L s		100s	70s-130s
2-Butanone (MEK)s	10s	Us	20.0s	22.5s		ug/L s		113s	70s-130s
4-Methyl-2-pentanone (MIBK)s	10s	Us	20.0s	21.6s		ug/L s		108s	70s-130s
Methylene Chlorides	2.0s	Us	10.0s	9.77s		ug/L s		98s	70s-130s
o-Xylenes	1.0s	Us	10.0s	9.86s		ug/L s		99s	70s-130s
Styrenes	1.0s	Us	10.0s	9.90s		ug/L s		99s	70s-130s
Tetrachloroethenes	1.0s	Us	10.0s	9.36s		ug/L s		94s	70s-130s
Toluenes	1.0s	Us	10.0s	10.3s		ug/L s		103s	70s-130s
trans-1,2-Dichloroethenes	1.0s	Us	10.0s	10.1s		ug/L s		101s	70s-130s
trans-1,3-Dichloropropenes	1.0s	Us	10.0s	10.2s		ug/L s		102s	70s-130s
Trichloroethenes	1.0s	Us	10.0s	9.38s		ug/L s		94s	70s-130s
Vinyl chlorides	1.0s	Us	10.0s	9.82s		ug/L s		98s	70s-130s
Dibromochloromethanes	1.0s	Us	10.0s	9.57s		ug/L s		96s	70s-130s

SurrogateR	*MSR % RecoveryR*	*MSR QualifierR*	*LimitsR*
1,2-Dichloroethane-d4 (Surr)2	*103*	*2*	*50 - 150*
4-Bromofluorobenzene (Surr)2	*1052*		*50 - 150*
Toluene-d8 (Surr)2	*103*	*2*	*50 - 150*
Dibromofluoromethane (Surr)2	*982*		*50 - 1502*

Method: 8260B - Volatile Organic Compounds (GC/MS) (Continued)

Lab Sample ID: 240-2499-29 MSD
Matrix: Water
Analysis Batch: 12149

Client Sample ID: FWGLL12mw-128C-1781-GW
Prep Type: Total/NA

Analyte	Sample Result	Sample Qualifier	Spike Added	MSD Result	MSD Qualifier	Unit	D	% Rec	% Rec. Limits	RPD	RPD Limit
1,1,1-Trichloroethanes	1.0s	Us	10.0s	9.86s		ug/L s		99s	70 - 130s	1s	30s
1,1,2,2-Tetrachloroethanes	1.0s	Us	10.0s	11.9s		ug/L s		119s	70s-130s	4s	30s
1,1,2-Trichloroethanes	1.0s	Us	10.0s	10.5s		ug/L s		105s	70s-130s	2s	30s
1,1-Dichloroethanes	1.0s	Us	10.0s	10.4s		ug/L s		104s	70s-130s	1s	30s
1,1-Dichloroethenes	1.0s	Us	10.0s	10.7s		ug/L s		107s	70s-130s	1s	30s
1,2-Dichloroethanes	1.0s	Us	10.0s	10.8s		ug/L s		108s	70s-130s	0s	30s
1,2-Dichloropropanes	1.0s	Us	10.0s	11.1s		ug/L s		111s	70s-130s	0s	30s
2-Hexanones	10s	Us	20.0s	19.6s		ug/L s		98s	70 - 130s	2s	30s
Bromochloromethanes	1.0s	Us	10.0s	10.2s		ug/L s		102s	70s-130s	0s	30s
Acetones	1.5s	Js	20.0s	23.5s		ug/L s		110s	70s-130s	6s	30s
Benzenes	1.0s	Us	10.0s	10.7s		ug/L s		107s	70s-130s	0s	30s
Bromoforms	1.0s	Us	10.0s	8.75s		ug/L s		88s	70 - 130s	3s	30s
Bromomethanes	1.0s	Us	10.0s	7.92s		ug/L s		79s	70s-130s	10s	30s
Carbon disulfides	1.0s	Us	10.0s	10.2s		ug/L s		102s	70s-130s	2s	30s
Carbon tetrachlorides	1.0s	Us	10.0s	10.6s		ug/L s		106s	70s-130s	3s	30s
Chlorobenzenes	1.0s	Us	10.0s	9.90s		ug/L s		99s	70 - 130s	1s	30s
Chloroethanes	1.0s	Us	10.0s	9.24s		ug/L s		92s	70 - 130s	1s	30s
Chloroforms	1.0s	Us	10.0s	10.4s		ug/L s		104s	70s-130s	0s	30s
Chloromethanes	1.0s	Us	10.0s	9.67s		ug/L s		97s	70 - 130s	5s	30s
cis-1,2-Dichloroethenes	1.0s	Us	10.0s	10.0s		ug/L s		100s	70s-130s	0s	30s
cis-1,3-Dichloropropenes	1.0s	Us	10.0s	10.3s		ug/L s		103s	70s-130s	3s	30s
Bromodichloromethanes	1.0s	Us	10.0s	10.6s		ug/L s		106s	70s-130s	2s	30s
Ethylbenzenes	1.0s	Us	10.0s	10.1s		ug/L s		101s	70s-130s	2s	30s
1,2-Dibromoethanes	1.0s	Us	10.0s	10.2s		ug/L s		102s	70s-130s	4s	30s
m-Xylene & p-Xylenes	2.0s	Us	20.0s	19.5s		ug/L s		98s	70 - 130s	2s	30s
2-Butanone (MEK)s	10s	Us	20.0s	22.2s		ug/L s		111s	70s-130s	1s	30s
4-Methyl-2-pentanone (MIBK)s	10s	Us	20.0s	21.7s		ug/L s		109s	70s-130s	0s	30s
Methylene Chlorides	2.0s	Us	10.0s	9.55s		ug/L s		96s	70 - 130s	2s	30s
o-Xylenes	1.0s	Us	10.0s	9.78s		ug/L s		98s	70 - 130s	1s	30s
Styrenes	1.0s	Us	10.0s	9.88s		ug/L s		99s	70 - 130s	0s	30s
Tetrachloroethenes	1.0s	Us	10.0s	9.57s		ug/L s		96s	70 - 130s	2s	30s
Toluenes	1.0s	Us	10.0s	10.3s		ug/L s		103s	70s-130s	0s	30s
trans-1,2-Dichloroethenes	1.0s	Us	10.0s	10.2s		ug/L s		102s	70s-130s	1s	30s
trans-1,3-Dichloropropenes	1.0s	Us	10.0s	10.2s		ug/L s		102s	70s-130s	0s	30s
Trichloroethenes	1.0s	Us	10.0s	9.24s		ug/L s		92s	70 - 130s	2s	30s
Vinyl chlorides	1.0s	Us	10.0s	9.92s		ug/L s		99s	70 - 130s	1s	30s
Dibromochloromethanes	1.0s	Us	10.0s	9.58s		ug/L s		96s	70 - 130s	0s	30s

SurrogateR	*MSDR % RecoveryR*	*MSDR QualifierR*	*LimitsR*
1,2-Dichloroethane-d4 (Surr)2	*102*		*50 - 150*
4-Bromofluorobenzene (Surr)2	*1052*		*50 - 150*
Toluene-d8 (Surr)2	*1012*		*50 - 150*
Dibromofluoromethane (Surr)2	*97 2*		*50 - 150*

Method: 8260B - Volatile Organic Compounds (GC/MS) (Continued)

Lab Sample ID: 240-2499-31 MS
Matrix: Water
Analysis Batch: 12149

Client Sample ID: FWGLL12mw-088C-1778-GW
Prep Type: Total/NA

Analyte	Sample Result	Sample Qualifier	Spike Added	MS Result	MS Qualifier	Unit	D	% Rec	% Rec. Limits
1,1,1-Trichloroethanes	1.0s	Us	10.0s	10.1s		ug/L s		101s	70s-130s
1,1,2,2-Tetrachloroethanes	1.0s	Us	10.0s	11.7s		ug/L s		117s	70s-130s
1,1,2-Trichloroethanes	1.0s	Us	10.0s	10.5s		ug/L s		105s	70s-130s
1,1-Dichloroethanes	1.0s	Us	10.0s	10.8s		ug/L s		108s	70s-130s
1,1-Dichloroethenes	1.0s	Us	10.0s	11.0s		ug/L s		110s	70s-130s
1,2-Dichloroethanes	1.0s	Us	10.0s	11.2s		ug/L s		112s	70s-130s
1,2-Dichloropropanes	1.0s	Us	10.0s	11.2s		ug/L s		112s	70s-130s
2-Hexanones	10s	Us	20.0s	19.1s		ug/L s		96s	70s-130s
Bromochloromethanes	1.0s	Us	10.0s	10.6s		ug/L s		106s	70s-130s
Acetones	10s	Us	20.0s	25.5s		ug/L s		128s	70s-130s
Benzenes	1.0s	Us	10.0s	10.9s		ug/L s		109s	70s-130s
Bromoforms	1.0s	Us	10.0s	8.78s		ug/L s		88s	70s-130s
Bromomethanes	1.0s	Us	10.0s	10.2s		ug/L s		102s	70s-130s
Carbon disulfides	1.0s	Us	10.0s	10.6s		ug/L s		106s	70s-130s
Carbon tetrachlorides	1.0s	Us	10.0s	10.8s		ug/L s		108s	70s-130s
Chlorobenzenes	1.0s	Us	10.0s	10.3s		ug/L s		103s	70s-130s
Chloroethanes	1.0s	Us	10.0s	10.0s		ug/L s		100s	70s-130s
Chloroforms	1.0s	Us	10.0s	10.8s		ug/L s		108s	70s-130s
Chloromethanes	1.0s	Us	10.0s	9.65s		ug/L s		97s	70s-130s
cis-1,2-Dichloroethenes	1.0s	Us	10.0s	10.5s		ug/L s		105s	70s-130s
cis-1,3-Dichloropropenes	1.0s	Us	10.0s	10.5s		ug/L s		105s	70s-130s
Bromodichloromethanes	1.0s	Us	10.0s	10.9s		ug/L s		109s	70s-130s
Ethylbenzenes	1.0s	Us	10.0s	10.2s		ug/L s		102s	70s-130s
1,2-Dibromoethanes	1.0s	Us	10.0s	10.7s		ug/L s		107s	70s-130s
m-Xylene & p-Xylenes	2.0s	Us	20.0s	20.0s		ug/L s		100s	70s-130s
2-Butanone (MEK)s	10s	Us	20.0s	23.6s		ug/L s		118s	70s-130s
4-Methyl-2-pentanone (MIBK)s	10s	Us	20.0s	22.2s		ug/L s		111s	70s-130s
Methylene Chlorides	2.0s	Us	10.0s	10.2s		ug/L s		102s	70s-130s
o-Xylenes	1.0s	Us	10.0s	10.1s		ug/L s		101s	70s-130s
Styrenes	1.0s	Us	10.0s	9.92s		ug/L s		99s	70s-130s
Tetrachloroethenes	1.0s	Us	10.0s	9.78s		ug/L s		98s	70s-130s
Toluenes	1.0s	Us	10.0s	10.6s		ug/L s		106s	70s-130s
trans-1,2-Dichloroethenes	1.0s	Us	10.0s	10.6s		ug/L s		106s	70s-130s
trans-1,3-Dichloropropenes	1.0s	Us	10.0s	10.6s		ug/L s		106s	70s-130s
Trichloroethenes	1.0s	Us	10.0s	9.74s		ug/L s		97s	70s-130s
Vinyl chlorides	1.0s	Us	10.0s	10.1s		ug/L s		101s	70s-130s
Dibromochloromethanes	1.0s	Us	10.0s	9.65s		ug/L s		97s	70s-130s

SurrogateR	*MSR % RecoveryR*	*MSR QualifierR*	*LimitsR*
1,2-Dichloroethane-d4 (Surr)2	*1042*		*50 - 150*
4-Bromofluorobenzene (Surr)2	*1052*		*50 - 150*
Toluene-d8 (Surr)2	*102*		*50 - 150*
Dibromofluoromethane (Surr)2	*97 2*		*50 - 1502*

Method: 8260B - Volatile Organic Compounds (GC/MS) (Continued)

Lab Sample ID: 240-2499-31 MSD
Matrix: Water
Analysis Batch: 12149

Client Sample ID: FWGLL12mw-088C-1778-GW
Prep Type: Total/NA

Analyte	Sample Result	Sample Qualifier	Spike Added	MSD Result	MSD Qualifier	Unit	D	% Rec	% Rec. Limits	RPD	RPD Limit
1,1,1-Trichloroethanes	1.0s	Us	10.0s	10.2s		ug/L s		102s	70s-130s	1s	30s
1,1,2,2-Tetrachloroethanes	1.0s	Us	10.0s	11.5s		ug/L s		115s	70s-130s	2s	30s
1,1,2-Trichloroethanes	1.0s	Us	10.0s	10.5s		ug/L s		105s	70s-130s	0s	30s
1,1-Dichloroethanes	1.0s	Us	10.0s	10.9s		ug/L s		109s	70s-130s	1s	30s
1,1-Dichloroethenes	1.0s	Us	10.0s	11.1s		ug/L s		111s	70s-130s	1s	30s
1,2-Dichloroethanes	1.0s	Us	10.0s	11.2s		ug/L s		112s	70s-130s	0s	30s
1,2-Dichloropropanes	1.0s	Us	10.0s	11.0s		ug/L s		110s	70s-130s	2s	30s
2-Hexanones	10s	Us	20.0s	19.2s		ug/L s		96s	70 - 130s	1s	30s
Bromochloromethanes	1.0s	Us	10.0s	10.4s		ug/L s		104s	70s-130s	2s	30s
Acetones	10s	Us	20.0s	22.9s		ug/L s		115s	70s-130s	11s	30s
Benzenes	1.0s	Us	10.0s	10.8s		ug/L s		108s	70s-130s	1s	30s
Bromoforms	1.0s	Us	10.0s	8.74s		ug/L s		87s	70 - 130s	0s	30s
Bromomethanes	1.0s	Us	10.0s	9.64s		ug/L s		96s	70 - 130s	6s	30s
Carbon disulfides	1.0s	Us	10.0s	10.4s		ug/L s		104s	70s-130s	2s	30s
Carbon tetrachlorides	1.0s	Us	10.0s	10.6s		ug/L s		106s	70s-130s	2s	30s
Chlorobenzenes	1.0s	Us	10.0s	10.2s		ug/L s		102s	70s-130s	1s	30s
Chloroethanes	1.0s	Us	10.0s	9.46s		ug/L s		95s	70 - 130s	6s	30s
Chloroforms	1.0s	Us	10.0s	10.5s		ug/L s		105s	70s-130s	3s	30s
Chloromethanes	1.0s	Us	10.0s	9.54s		ug/L s		95s	70 - 130s	1s	30s
cis-1,2-Dichloroethenes	1.0s	Us	10.0s	10.1s		ug/L s		101s	70s-130s	4s	30s
cis-1,3-Dichloropropenes	1.0s	Us	10.0s	10.2s		ug/L s		102s	70s-130s	3s	30s
Bromodichloromethanes	1.0s	Us	10.0s	10.7s		ug/L s		107s	70s-130s	2s	30s
Ethylbenzenes	1.0s	Us	10.0s	10.1s		ug/L s		101s	70s-130s	1s	30s
1,2-Dibromoethanes	1.0s	Us	10.0s	10.4s		ug/L s		104s	70s-130s	3s	30s
m-Xylene & p-Xylenes	2.0s	Us	20.0s	20.2s		ug/L s		101s	70s-130s	1s	30s
2-Butanone (MEK)s	10s	Us	20.0s	22.4s		ug/L s		112s	70s-130s	5s	30s
4-Methyl-2-pentanone (MIBK)s	10s	Us	20.0s	21.9s		ug/L s		110s	70s-130s	1s	30s
Methylene Chlorides	2.0s	Us	10.0s	9.84s		ug/L s		98s	70 - 130s	4s	30s
o-Xylenes	1.0s	Us	10.0s	10.0s		ug/L s		100s	70s-130s	1s	30s
Styrenes	1.0s	Us	10.0s	9.96s		ug/L s		100s	70s-130s	0s	30s
Tetrachloroethenes	1.0s	Us	10.0s	9.66s		ug/L s		97s	70 - 130s	1s	30s
Toluenes	1.0s	Us	10.0s	10.5s		ug/L s		105s	70s-130s	1s	30s
trans-1,2-Dichloroethenes	1.0s	Us	10.0s	10.4s		ug/L s		104s	70s-130s	2s	30s
trans-1,3-Dichloropropenes	1.0s	Us	10.0s	10.4s		ug/L s		104s	70s-130s	2s	30s
Trichloroethenes	1.0s	Us	10.0s	9.46s		ug/L s		95s	70 - 130s	3s	30s
Vinyl chlorides	1.0s	Us	10.0s	10.1s		ug/L s		101s	70s-130s	0s	30s
Dibromochloromethanes	1.0s	Us	10.0s	9.82s		ug/L s		98s	70 - 130s	2s	30s

SurrogateR	*MSDR % RecoveryR*	*MSDR QualifierR*	*LimitsR*
1,2-Dichloroethane-d4 (Surr)2	*97*	*2*	*50 - 150*
4-Bromofluorobenzene (Surr)2	*1052*		*50 - 150*
Toluene-d8 (Surr)2	*1042*		*50 - 150*
Dibromofluoromethane (Surr)2	*962*		*50 - 1502*

Client: Environmental Quality Mgt., Inc.s
Project/Site: RVAAP (OH)s

TestAmerica Job ID: 240-2499-1s

Method: 8270C - Semivolatile Organic Compounds (GC/MS)

Lab Sample ID: MB 240-10964/1-A
Matrix: Water
Analysis Batch: 12443

Client Sample ID: Method Blank
Prep Type: Total/NA
Prep Batch: 10964

Analyte	MB Result	MB Qualifier	RL	MDL	Unit	D	Prepared	Analyzed	Dil Fac
2,2'-oxybis[1-chloropropane] s	1.0s	U	1.0s	0.40s	ug/L s		08/05/11 09:02s	08/18/11 10:15s	1s
2,4,5-Trichlorophenols	5.0s	U	5.0s	0.30s	ug/L s		08/05/11 09:02s	08/18/11 10:15s	1s
2,4,6-Trichlorophenols	5.0s	U	5.0s	0.80s	ug/L s		08/05/11 09:02s	08/18/11 10:15s	1s
2,4-Dichlorophenols	2.0s	U	2.0s	0.80s	ug/L s		08/05/11 09:02s	08/18/11 10:15s	1s
2,4-Dimethylphenols	2.0s	U	2.0s	0.80s	ug/L s		08/05/11 09:02s	08/18/11 10:15s	1s
2,4-Dinitrophenols	5.0s	U	5.0s	2.4s	ug/L s		08/05/11 09:02s	08/18/11 10:15s	1s
2,4-Dinitrotoluenes	5.0s	U	5.0s	0.27s	ug/L s		08/05/11 09:02s	08/18/11 10:15s	1s
2,6-Dinitrotoluenes	5.0s	U	5.0s	0.80s	ug/L s		08/05/11 09:02s	08/18/11 10:15s	1s
2-Chloronaphthalenes	1.0s	U	1.0s	0.10s	ug/L s		08/05/11 09:02s	08/18/11 10:15s	1s
2-Chlorophenols	1.0s	U	1.0s	0.29s	ug/L s		08/05/11 09:02s	08/18/11 10:15s	1s
Benzoic acid s	10s	U	10s	10s	ug/L s		08/05/11 09:02s	08/18/11 10:15s	1s
2-Methylnaphthalenes	0.20s	U	0.20s	0.10s	ug/L s		08/05/11 09:02s	08/18/11 10:15s	1s
2-Methylphenols	1.0s	U	1.0s	0.80s	ug/L s		08/05/11 09:02s	08/18/11 10:15s	1s
2-Nitroanilines	2.0s	U	2.0s	0.80s	ug/L s		08/05/11 09:02s	08/18/11 10:15s	1s
Benzyl alcohols	5.0s	U	5.0s	0.38s	ug/L s		08/05/11 09:02s	08/18/11 10:15s	1s
2-Nitrophenols	2.0s	U	2.0s	0.28s	ug/L s		08/05/11 09:02s	08/18/11 10:15s	1s
3,3'-Dichlorobenzidines	5.0s	Us	5.0s	0.37s	ug/L s		08/05/11 09:02s	08/18/11 10:15s	1
3-Nitroanilines	2.0s	U	2.0s	0.28s	ug/L s		08/05/11 09:02s	08/18/11 10:15s	1s
4,6-Dinitro-2-methylphenols	5.0s	U	5.0s	2.4s	ug/L s		08/05/11 09:02s	08/18/11 10:15s	1s
4-Bromophenyl phenyl ethers	2.0s	U	2.0s	0.80s	ug/L s		08/05/11 09:02s	08/18/11 10:15s	1s
4-Chloro-3-methylphenols	2.0s	U	2.0s	0.80s	ug/L s		08/05/11 09:02s	08/18/11 10:15s	1s
4-Chloroanilines	2.0s	U	2.0s	0.80s	ug/L s		08/05/11 09:02s	08/18/11 10:15s	1s
4-Chlorophenyl phenyl ethers	2.0s	U	2.0s	0.30s	ug/L s		08/05/11 09:02s	08/18/11 10:15s	1s
4-Nitroanilines	2.0s	U	2.0s	0.80s	ug/L s		08/05/11 09:02s	08/18/11 10:15s	1s
4-Nitrophenols	5.0s	U	5.0s	2.4s	ug/L s		08/05/11 09:02s	08/18/11 10:15s	1s
Acenaphthenes	0.20s	U	0.20s	0.10s	ug/L s		08/05/11 09:02s	08/18/11 10:15s	1s
Acenaphthylenes	0.20s	U	0.20s	0.10s	ug/L s		08/05/11 09:02s	08/18/11 10:15s	1s
Anthracenes	0.20s	U	0.20s	0.10s	ug/L s		08/05/11 09:02s	08/18/11 10:15s	1s
Benzo[a]anthracenes	0.20s	U	0.20s	0.10s	ug/L s		08/05/11 09:02s	08/18/11 10:15s	1s
Benzo[a]pyrenes	0.20s	U	0.20s	0.10s	ug/L s		08/05/11 09:02s	08/18/11 10:15s	1s
Benzo[b]fluoranthenes	0.20s	U	0.20s	0.10s	ug/L s		08/05/11 09:02s	08/18/11 10:15s	1s
Benzo[g,h,i]perylenes	0.20s	U	0.20s	0.10s	ug/L s		08/05/11 09:02s	08/18/11 10:15s	1s
Benzo[k]fluoranthenes	0.20s	U	0.20s	0.10s	ug/L s		08/05/11 09:02s	08/18/11 10:15s	1s
Bis(2-chloroethoxy)methanes	1.0s	U	1.0s	0.32s	ug/L s		08/05/11 09:02s	08/18/11 10:15s	1s
Bis(2-chloroethyl)ethers	1.0s	U	1.0s	0.10s	ug/L s		08/05/11 09:02s	08/18/11 10:15s	1s
Bis(2-ethylhexyl) phthalates	10s	U	10s	0.80s	ug/L s		08/05/11 09:02s	08/18/11 10:15s	1s
Butyl benzyl phthalates	1.0s	U	1.0s	0.80s	ug/L s		08/05/11 09:02s	08/18/11 10:15s	1s
Carbazoles	1.0s	U	1.0s	0.28s	ug/L s		08/05/11 09:02s	08/18/11 10:15s	1s
1,2-Dichlorobenzenes	1.0s	U	1.0s	0.29s	ug/L s		08/05/11 09:02s	08/18/11 10:15s	1s
Chrysenes	0.20s	U	0.20s	0.10s	ug/L s		08/05/11 09:02s	08/18/11 10:15s	1s
1,3-Dichlorobenzenes	1.0s	U	1.0s	0.80s	ug/L s		08/05/11 09:02s	08/18/11 10:15s	1s
Dibenz(a,h)anthracenes	0.20s	U	0.20s	0.10s	ug/L s		08/05/11 09:02s	08/18/11 10:15s	1s
1,4-Dichlorobenzenes	1.0s	U	1.0s	0.34s	ug/L s		08/05/11 09:02s	08/18/11 10:15s	1s
Dibenzofurans	1.0s	U	1.0s	0.10s	ug/L s		08/05/11 09:02s	08/18/11 10:15s	1s
Diethyl phthalates	1.0s	U	1.0s	0.60s	ug/L s		08/05/11 09:02s	08/18/11 10:15s	1s
Dimethyl phthalates	1.0s	U	1.0s	0.29s	ug/L s		08/05/11 09:02s	08/18/11 10:15s	1s
Di-n-butyl phthalates	1.0s	U	1.0s	0.67s	ug/L s		08/05/11 09:02s	08/18/11 10:15s	1s
Di-n-octyl phthalates	1.0s	U	1.0s	0.80s	ug/L s		08/05/11 09:02s	08/18/11 10:15s	1s
Fluoranthenes	0.20s	U	0.20s	0.10s	ug/L s		08/05/11 09:02s	08/18/11 10:15s	1s

Method: 8270C - Semivolatile Organic Compounds (GC/MS) (Continued)

Lab Sample ID: MB 240-10964/1-A
Matrix: Water
Analysis Batch: 12443

Client Sample ID: Method Blank
Prep Type: Total/NA
Prep Batch: 10964

Analyte	MB Result	MB Qualifier	RL	MDL	Unit	D	Prepared	Analyzed	Dil Fac
Fluorenes	0.20s	Us	0.20s	0.10s	ug/L s		08/05/11 09:02s	08/18/11 10:15s	1s
Hexachlorobenzenes	0.20s	Us	0.20s	0.10s	ug/L s		08/05/11 09:02s	08/18/11 10:15s	1s
Hexachlorobutadienes	1.0s	Us	1.0s	0.27s	ug/L s		08/05/11 09:02s	08/18/11 10:15s	1s
Hexachlorocyclopentadienes	10s	Us	10s	0.80s	ug/L s		08/05/11 09:02s	08/18/11 10:15s	1s
Hexachloroethanes	1.0s	Us	1.0s	0.80s	ug/L s		08/05/11 09:02s	08/18/11 10:15s	1s
Indeno[1,2,3-cd]pyrenes	0.20s	Us	0.20s	0.10s	ug/L s		08/05/11 09:02s	08/18/11 10:15s	1s
Isophorones	1.0s	Us	1.0s	0.27s	ug/L s		08/05/11 09:02s	08/18/11 10:15s	1s
Naphthalenes	0.20s	Us	0.20s	0.10s	ug/L s		08/05/11 09:02s	08/18/11 10:15s	1s
Nitrobenzenes	1.0s	Us	1.0s	0.040s	ug/L s		08/05/11 09:02s	08/18/11 10:15s	1s
N-Nitrosodi-n-propylamines	1.0s	Us	1.0s	0.80s	ug/L s		08/05/11 09:02s	08/18/11 10:15s	1s
N-Nitrosodiphenylamines	1.0s	Us	1.0s	0.31s	ug/L s		08/05/11 09:02s	08/18/11 10:15s	1s
Pentachlorophenols	5.0s	Us	5.0s	2.4s	ug/L s		08/05/11 09:02s	08/18/11 10:15s	1s
Phenols	1.0s	Us	1.0s	0.60s	ug/L s		08/05/11 09:02s	08/18/11 10:15s	1s
Phenanthrenes	0.20s	Us	0.20s	0.10s	ug/L s		08/05/11 09:02s	08/18/11 10:15s	1s
Pyrenes	0.20s	Us	0.20s	0.10s	ug/L s		08/05/11 09:02s	08/18/11 10:15s	1s
3 & 4 Methylphenols	1.0s	Us	1.0s	0.75s	ug/L s		08/05/11 09:02s	08/18/11 10:15s	1s
1,2,4-Trichlorobenzenes	1.0s	Us	1.0s	0.28s	ug/L s		08/05/11 09:02s	08/18/11 10:15s	1s

SurrogateR	*MBR % RecoveryR*	*MBR QualifierR*	*LimitsR*	*PreparedR*	*AnalyzedR*	*Dil FacR*
-Fluorobiphenyl (Surr)2	*552*		*50 - 1502*	*08/05/11 09:02*	*08/18/11 10:152*	*12*
-Fluorophenol (Surr)2	*792*		*50 - 1502*	*08/05/11 09:02*	*08/18/11 10:152*	*12*
,4,6-Tribromophenol (Surr)2	*802*		*50 - 1502*	*08/05/11 09:02*	*08/18/11 10:152*	*12*
Nitrobenzene-d5 (Surr)2	*562*		*50 - 1502*	*08/05/11 09:02*	*08/18/11 10:152*	*12*
Phenol-d5 (Surr)2	*82*		*50 - 1502*	*08/05/11 09:02*	*08/18/11 10:152*	*12*
Terphenyl-d14 (Surr)2	*67 2*		*50 - 1502*	*08/05/11 09:02*	*08/18/11 10:152*	*12*

Lab Sample ID: LCS 240-10964/2-A
Matrix: Water
Analysis Batch: 12443

Client Sample ID: Lab Control Sample
Prep Type: Total/NA
Prep Batch: 10964

Analyte	Spike Added	LCS Result	LCS Qualifier	Unit	D	% Rec	% Rec. Limits
2,2'-oxybis[1-chloropropane] s	20.0s	12.7s		ug/L s		63s	50s - 150s
2,4,5-Trichlorophenols	20.0s	16.9s		ug/L s		85s	36s - 135s
2,4,6-Trichlorophenols	20.0s	16.3s		ug/L s		82s	39s - 115s
2,4-Dichlorophenols	20.0s	16.6s		ug/L s		83s	34s - 115s
2,4-Dimethylphenols	20.0s	13.9s		ug/L s		69s	31s - 120s
2,4-Dinitrophenols	20.0s	13.1s		ug/L s		66s	29s - 146s
2,4-Dinitrotoluenes	20.0s	12.7s		ug/L s		64s	34s - 151s
2,6-Dinitrotoluenes	20.0s	12.7s		ug/L s		63s	43s - 122s
2-Chloronaphthalenes	20.0s	11.4s		ug/L s		57s	35s - 115s
2-Chlorophenols	20.0s	16.5s		ug/L s		83s	30s - 120s
Benzoic acid s	20.0s	10s	Us	ug/L s		42s	30 - 136s
2-Methylnaphthalenes	20.0s	18.9s		ug/L s		95s	32s - 115s
2-Methylphenols	20.0s	16.2s		ug/L s		81s	30s - 116s
2-Nitroanilines	20.0s	17.4s		ug/L s		87s	36s - 140s
Benzyl alcohols	20.0s	16.5s		ug/L s		82s	29s - 115s
2-Nitrophenols	20.0s	16.7s		ug/L s		83s	33s - 115s
3,3'-Dichlorobenzidines	20.0s	11.9s		ug/L s		60s	30s - 160s
3-Nitroanilines	20.0s	17.0s		ug/L s		85s	30s - 138s

Method: 8270C - Semivolatile Organic Compounds (GC/MS) (Continued)

Lab Sample ID: LCS 240-10964/2-A
Matrix: Water
Analysis Batch: 12443

Client Sample ID: Lab Control Sample
Prep Type: Total/NA
Prep Batch: 10964

Analyte	Spike Added	LCS Result	LCS Qualifier	Unit	D	% Rec	% Rec. Limits
4,6-Dinitro-2-methylphenols	20.0s	16.3s		ug/L s		81s	42s-144s
4-Bromophenyl phenyl ethers	20.0s	11.8s		ug/L s		59s	43s-118s
4-Chloro-3-methylphenols	20.0s	16.5s		ug/L s		82s	31s-121s
4-Chloroanilines	20.0s	15.7s		ug/L s		78s	30s-133s
4-Chlorophenyl phenyl ethers	20.0s	12.2s		ug/L s		61s	40s-115s
4-Nitroanilines	20.0s	17.1s		ug/L s		86s	30s-140s
4-Nitrophenols	20.0s	18.5s		ug/L s		92s	30s-138s
Acenaphthenes	20.0s	15.7s		ug/L s		79s	31s-120s
Acenaphthylenes	20.0s	16.1s		ug/L s		80s	37s-115s
Anthracenes	20.0s	16.7s		ug/L s		84s	45s-118s
Benzo[a]anthracenes	20.0s	15.8s		ug/L s		79s	43s-138s
Benzo[a]pyrenes	20.0s	14.1s		ug/L s		70s	38s-144s
Benzo[b]fluoranthenes	20.0s	15.7s		ug/L s		79s	31s-146s
Benzo[g,h,i]perylenes	20.0s	16.8s		ug/L s		84s	35s-129s
Benzo[k]fluoranthenes	20.0s	17.1s		ug/L s		85s	40s-127s
Bis(2-chloroethoxy)methanes	20.0s	12.2s		ug/L s		61s	30s-115s
Bis(2-chloroethyl)ethers	20.0s	12.1s		ug/L s		60s	30s-115s
Bis(2-ethylhexyl) phthalates	20.0s	16.6s		ug/L s		83s	30s-154s
Butyl benzyl phthalates	20.0s	17.1s		ug/L s		86s	37s-136s
Carbazoles	20.0s	16.8s		ug/L s		84s	49s-126s
1,2-Dichlorobenzenes	20.0s	11.7s		ug/L s		58s	30s-120s
Chrysenes	20.0s	15.9s		ug/L s		80s	42s-142s
1,3-Dichlorobenzenes	20.0s	11.2s		ug/L s		56s	30s-120s
Dibenz(a,h)anthracenes	20.0s	16.7s		ug/L s		83s	38s-130s
1,4-Dichlorobenzenes	20.0s	15.5s		ug/L s		77s	30s-115s
Dibenzofurans	20.0s	16.2s		ug/L s		81s	40s-115s
Diethyl phthalates	20.0s	16.3s		ug/L s		82s	43s-132s
Dimethyl phthalates	20.0s	16.5s		ug/L s		82s	42s-116s
Di-n-butyl phthalates	20.0s	17.5s		ug/L s		87s	46s-123s
Di-n-octyl phthalates	20.0s	16.1s		ug/L s		81s	36s-151s
Fluoranthenes	20.0s	17.6s		ug/L s		88s	47s-132s
Fluorenes	20.0s	16.2s		ug/L s		81s	41s-115s
Hexachlorobenzenes	20.0s	11.7s		ug/L s		59s	42s-123s
Hexachlorobutadienes	20.0s	11.1s		ug/L s		56s	30s-120s
Hexachlorocyclopentadienes	20.0s	7.36s	Js	ug/L s		37s	30s-115s
Hexachloroethanes	20.0s	12.0s		ug/L s		60s	30s-120s
Indeno[1,2,3-cd]pyrenes	20.0s	16.5s		ug/L s		82s	37s-130s
Isophorones	20.0s	16.3s		ug/L s		81s	33s-115s
Naphthalenes	20.0s	15.8s		ug/L s		79s	30s-119s
Nitrobenzenes	20.0s	12.1s		ug/L s		61s	31s-115s
N-Nitrosodi-n-propylamines	20.0s	17.8s		ug/L s		89s	30s-132s
N-Nitrosodiphenylamines	20.0s	16.9s		ug/L s		85s	35s-124s
Pentachlorophenols	20.0s	16.3s		ug/L s		82s	30s-150s
Phenols	20.0s	16.8s		ug/L s		84s	30s-115s
Phenanthrenes	20.0s	16.4s		ug/L s		82s	45s-117s
Pyrenes	20.0s	15.8s		ug/L s		79s	35s-139s
3 & 4 Methylphenols	40.0s	33.6s		ug/L s		84s	31s-115s
1,2,4-Trichlorobenzenes	20.0s	10.9s		ug/L s		54s	30s-120s

Method: 8270C - Semivolatile Organic Compounds (GC/MS) (Continued)

Lab Sample ID: LCS 240-10964/2-A
Matrix: Water
Analysis Batch: 12443

Client Sample ID: Lab Control Sample
Prep Type: Total/NA
Prep Batch: 10964

SurrogateR	LCSR % RecoveryR	LCSR QualifierR	LimitsR
-Fluorobiphenyl (Surr)2	582		50 - 1502
-Fluorophenol (Surr)2	882		50 - 1502
,4,6-Tribromophenol (Surr)2	87 2		50 - 1502
Nitrobenzene-d5 (Surr)2	62		50 - 1502
Phenol-d5 (Surr)2	87 2		50 - 1502
Terphenyl-d14 (Surr)2	67 2		50 - 1502

Lab Sample ID: 240-2499-29 MS
Matrix: Water
Analysis Batch: 12443

Client Sample ID: FWGLL12mw-128C-1781-GW
Prep Type: Total/NA
Prep Batch: 10964

Analyte	Sample Result	Sample Qualifier	Spike Added	MS Result	MS Qualifier	Unit	D	% Rec	% Rec. Limits
2,2'-oxybis[1-chloropropane] s	0.95s	Us	38.1s	24.6s		ug/L s		65s	45s-135s
2,4,5-Trichlorophenols	4.8s	Us	38.1s	32.0s		ug/L s		84s	45s-135s
2,4,6-Trichlorophenols	4.8s	Us	38.1s	31.7s		ug/L s		83s	45s-135s
2,4-Dichlorophenols	1.9s	Us	38.1s	32.0s		ug/L s		84s	45s-135s
2,4-Dimethylphenols	1.9s	Us	38.1s	28.0s		ug/L s		74s	45s-135s
2,4-Dinitrophenols	4.8s	Us	38.1s	29.8s		ug/L s		78s	45s-135s
2,4-Dinitrotoluenes	4.8s	Us	38.1s	24.3s		ug/L s		64s	45s-135s
2,6-Dinitrotoluenes	4.8s	Us	38.1s	24.7s		ug/L s		65s	45s-135s
2-Chloronaphthalenes	0.95s	Us	38.1s	21.4s		ug/L s		56s	45s-135s
2-Chlorophenols	0.95s	Us	38.1s	31.8s		ug/L s		84s	45s-135s
Benzoic acid s	9.5s	Us	38.1s	32.6s		ug/L s		86s	45s-135s
2-Methylnaphthalenes	0.19s	Us	38.1s	35.2s		ug/L s		93s	45s-135s
2-Methylphenols	0.95s	Us	38.1s	31.1s		ug/L s		82s	45s-135s
2-Nitroanilines	1.9s	Us	38.1s	33.6s		ug/L s		88s	45s-135s
Benzyl alcohols	4.8s	Us	38.1s	32.6s		ug/L s		86s	45s-135s
2-Nitrophenols	1.9s	Us	38.1s	31.8s		ug/L s		83s	45s-135s
3,3'-Dichlorobenzidines	4.8s	Us	38.1s	8.99s	J Fs	ug/L s		24s	45s-135s
3-Nitroanilines	1.9s	Us	38.1s	31.4s		ug/L s		83s	45s-135s
4,6-Dinitro-2-methylphenols	4.8s	Us	38.1s	32.8s		ug/L s		86s	45s-135s
4-Bromophenyl phenyl ethers	1.9s	Us	38.1s	22.0s		ug/L s		58s	45s-135s
4-Chloro-3-methylphenols	1.9s	Us	38.1s	32.5s		ug/L s		85s	45s-135s
4-Chloroanilines	1.9s	Us	38.1s	29.4s		ug/L s		77s	45s-135s
4-Chlorophenyl phenyl ethers	1.9s	Us	38.1s	21.9s		ug/L s		58s	45s-135s
4-Nitroanilines	1.9s	Us	38.1s	33.1s		ug/L s		87s	45s-135s
4-Nitrophenols	4.8s	Us	38.1s	37.2s		ug/L s		98s	45s-135s
Acenaphthenes	0.19s	Us	38.1s	28.8s		ug/L s		76s	45s-135s
Acenaphthylenes	0.19s	Us	38.1s	29.7s		ug/L s		78s	45s-135s
Anthracenes	0.19s	Us	38.1s	30.1s		ug/L s		79s	45s-135s
Benzo[a]anthracenes	0.19s	Us	38.1s	25.4s		ug/L s		67s	45s-135s
Benzo[a]pyrenes	0.19s	Us	38.1s	7.50s	Fs	ug/L s		20s	45s-135s
Benzo[b]fluoranthenes	0.19s	Us	38.1s	19.6s		ug/L s		52s	45s-135s
Benzo[g,h,i]perylenes	0.19s	Us	38.1s	16.0s	Fs	ug/L s		42s	45s-135s
Benzo[k]fluoranthenes	0.19s	Us	38.1s	22.7s		ug/L s		60s	45s-135s
Bis(2-chloroethoxy)methanes	0.95s	Us	38.1s	23.6s		ug/L s		62s	45s-135s
Bis(2-chloroethyl)ethers	0.95s	Us	38.1s	23.0s		ug/L s		60s	45s-135s
Bis(2-ethylhexyl) phthalates	4.5s	Js	38.1s	15.5s	J Fs	ug/L s		29s	45s-135s
Butyl benzyl phthalates	0.95s	Us	38.1s	31.7s		ug/L s		83s	45s-135s

Method: 8270C - Semivolatile Organic Compounds (GC/MS) (Continued)

Lab Sample ID: 240-2499-29 MS
Matrix: Water
Analysis Batch: 12443

Client Sample ID: FWGLL12mw-128C-1781-GW
Prep Type: Total/NA
Prep Batch: 10964

Analyte	Sample Result	Sample Qualifier	Spike Added	MS Result	MS Qualifier	Unit	D	% Rec	% Rec. Limits
Carbazoles	0.95s	Us	38.1s	32.2s		ug/L s		84s	45s-135s
1,2-Dichlorobenzenes	0.95s	Us	38.1s	21.9s		ug/L s		57s	45s-135s
Chrysenes	0.19s	Us	38.1s	24.8s		ug/L s		65s	45s-135s
1,3-Dichlorobenzenes	0.95s	Us	38.1s	21.0s		ug/L s		55s	45s-135s
Dibenz(a,h)anthracenes	0.19s	Us	38.1s	18.2s		ug/L s		48s	45s-135s
1,4-Dichlorobenzenes	0.95s	Us	38.1s	29.1s		ug/L s		76s	45s-135s
Dibenzofurans	0.95s	Us	38.1s	29.6s		ug/L s		78s	45s-135s
Diethyl phthalates	0.95s	Us	38.1s	30.9s		ug/L s		81s	45s-135s
Dimethyl phthalates	0.95s	Us	38.1s	30.8s		ug/L s		81s	45s-135s
Di-n-butyl phthalates	0.95s	Us	38.1s	32.3s		ug/L s		85s	45s-135s
Di-n-octyl phthalates	0.95s	Us	38.1s	14.6s	Fs	ug/L s		38s	45s-135s
Fluoranthenes	0.19s	Us	38.1s	32.5s		ug/L s		85s	45s-135s
Fluorenes	0.19s	Us	38.1s	29.7s		ug/L s		78s	45s-135s
Hexachlorobenzenes	0.19s	Us	38.1s	20.0s		ug/L s		53s	45s-135s
Hexachlorobutadienes	0.95s	Us	38.1s	20.0s		ug/L s		52s	45s-135s
Hexachlorocyclopentadienes	9.5s	Us	38.1s	11.9s	J Fs	ug/L s		31s	45s-135s
Hexachloroethanes	0.95s	Us	38.1s	22.2s		ug/L s		58s	45s-135s
Indeno[1,2,3-cd]pyrenes	0.19s	Us	38.1s	17.4s		ug/L s		46s	45s-135s
Isophorones	0.95s	Us	38.1s	31.4s		ug/L s		83s	45s-135s
Naphthalenes	0.19s	Us	38.1s	30.4s		ug/L s		80s	45s-135s
Nitrobenzenes	0.95s	Us	38.1s	23.8s		ug/L s		62s	45s-135s
N-Nitrosodi-n-propylamines	0.95s	Us	38.1s	34.4s		ug/L s		90s	45s-135s
N-Nitrosodiphenylamines	0.95s	Us	38.1s	26.6s		ug/L s		70s	45s-135s
Pentachlorophenols	4.8s	Us	38.1s	32.7s		ug/L s		86s	45s-135s
Phenols	0.95s	Us	38.1s	32.7s		ug/L s		86s	45s-135s
Phenanthrenes	0.19s	Us	38.1s	30.2s		ug/L s		79s	45s-135s
Pyrenes	0.19s	Us	38.1s	29.8s		ug/L s		78s	45s-135s
3 & 4 Methylphenols	0.95s	Us	76.2s	65.1s		ug/L s		86s	45s-135s
1,2,4-Trichlorobenzenes	0.95s	Us	38.1s	20.8s		ug/L s		55s	45s-135s

SurrogateR	*MSR % RecoveryR*	*MSR QualifierR*	*LimitsR*
-Fluorobiphenyl (Surr)2	*562*		*50 - 1502*
-Fluorophenol (Surr)2	*852*		*50 - 1502*
,4,6-Tribromophenol (Surr)2	*882*		*50 - 1502*
Nitrobenzene-d5 (Surr)2	*612*		*50 - 1502*
Phenol-d5 (Surr)2	*902*		*50 - 1502*
Terphenyl-d14 (Surr)2	*512*		*50 - 1502*

Lab Sample ID: 240-2499-29 MSD
Matrix: Water
Analysis Batch: 12443

Client Sample ID: FWGLL12mw-128C-1781-GW
Prep Type: Total/NA
Prep Batch: 10964

Analyte	Sample Result	Sample Qualifier	Spike Added	MSD Result	MSD Qualifier	Unit	D	% Rec	% Rec. Limits	RPD	RPD Limit
2,2'-oxybis[1-chloropropane] s	0.95s	Us	38.1s	23.0s		ug/L s		60s	45 - 135s	7s	40s
2,4,5-Trichlorophenols	4.8s	Us	38.1s	29.2s		ug/L s		77s	45 - 135s	9s	40s
2,4,6-Trichlorophenols	4.8s	Us	38.1s	28.2s		ug/L s		74s	45s-135s	12s	40s
2,4-Dichlorophenols	1.9s	Us	38.1s	29.6s		ug/L s		78s	45 - 135s	8s	40s
2,4-Dimethylphenols	1.9s	Us	38.1s	26.4s		ug/L s		69s	45 - 135s	6s	40s
2,4-Dinitrophenols	4.8s	Us	38.1s	26.9s		ug/L s		71s	45s-135s	10s	40s

Method: 8270C - Semivolatile Organic Compounds (GC/MS) (Continued)

Lab Sample ID: 240-2499-29 MSD
Matrix: Water
Analysis Batch: 12443

Client Sample ID: FWGLL12mw-128C-1781-GW
Prep Type: Total/NA
Prep Batch: 10964

Analyte	Sample Result	Sample Qualifier	Spike Added	MSD Result	MSD Qualifier	Unit	D	% Rec	% Rec. Limits	RPD	RPD Limit
2,4-Dinitrotoluenes	4.8s	Us	38.1s	22.5s		ug/L s		59s	45 - 135s	8s	40s
2,6-Dinitrotoluenes	4.8s	Us	38.1s	22.8s		ug/L s		60s	45 - 135s	8s	40s
2-Chloronaphthalenes	0.95s	Us	38.1s	19.8s		ug/L s		52s	45 - 135s	8s	40s
2-Chlorophenols	0.95s	Us	38.1s	29.4s		ug/L s		77s	45 - 135s	8s	40s
Benzoic acid s	9.5s	Us	38.1s	29.7s		ug/L s		78s	45 - 135s	9s	40s
2-Methylnaphthalenes	0.19s	Us	38.1s	32.3s		ug/L s		85s	45 - 135s	9s	40s
2-Methylphenols	0.95s	Us	38.1s	28.8s		ug/L s		76s	45 - 135s	8s	40s
2-Nitroanilines	1.9s	Us	38.1s	31.0s		ug/L s		81s	45 - 135s	8s	40s
Benzyl alcohols	4.8s	Us	38.1s	30.3s		ug/L s		80s	45 - 135s	8s	40s
2-Nitrophenols	1.9s	Us	38.1s	28.9s		ug/L s		76s	45s-135s	10s	40s
3,3'-Dichlorobenzidines	4.8s	Us	38.1s	8.04s	J Fs	ug/L s		21s	45s-135s	11s	40s
3-Nitroanilines	1.9s	Us	38.1s	29.1s		ug/L s		76s	45 - 135s	8s	40s
4,6-Dinitro-2-methylphenols	4.8s	Us	38.1s	29.9s		ug/L s		79s	45 - 135s	9s	40s
4-Bromophenyl phenyl ethers	1.9s	Us	38.1s	19.6s		ug/L s		52s	45s-135s	12s	40s
4-Chloro-3-methylphenols	1.9s	Us	38.1s	29.7s		ug/L s		78s	45 - 135s	9s	40s
4-Chloroanilines	1.9s	Us	38.1s	27.5s		ug/L s		72s	45 - 135s	7s	40s
4-Chlorophenyl phenyl ethers	1.9s	Us	38.1s	20.1s		ug/L s		53s	45 - 135s	9s	40s
4-Nitroanilines	1.9s	Us	38.1s	30.2s		ug/L s		79s	45 - 135s	9s	40s
4-Nitrophenols	4.8s	Us	38.1s	32.8s		ug/L s		86s	45s-135s	13s	40s
Acenaphthenes	0.19s	Us	38.1s	27.1s		ug/L s		71s	45 - 135s	6s	40s
Acenaphthylenes	0.19s	Us	38.1s	27.4s		ug/L s		72s	45 - 135s	8s	40s
Anthracenes	0.19s	Us	38.1s	27.1s		ug/L s		71s	45s-135s	10s	40s
Benzo[a]anthracenes	0.19s	Us	38.1s	20.3s		ug/L s		53s	45s-135s	22s	40s
Benzo[a]pyrenes	0.19s	Us	38.1s	5.56s	Fs	ug/L s		15s	45 - 135s	30s	40s
Benzo[b]fluoranthenes	0.19s	Us	38.1s	15.1s	Fs	ug/L s		40s	45 - 135s	26s	40s
Benzo[g,h,i]perylenes	0.19s	Us	38.1s	11.5s	Fs	ug/L s		30s	45 - 135s	33s	40s
Benzo[k]fluoranthenes	0.19s	Us	38.1s	16.8s	Fs	ug/L s		44s	45 - 135s	30s	40s
Bis(2-chloroethoxy)methanes	0.95s	Us	38.1s	21.7s		ug/L s		57s	45 - 135s	9s	40s
Bis(2-chloroethyl)ethers	0.95s	Us	38.1s	21.4s		ug/L s		56s	45 - 135s	7s	40s
Bis(2-ethylhexyl) phthalates	4.5s	Js	38.1s	10.3s	J Fs	ug/L s		15s	45s-135s	40s	40s
Butyl benzyl phthalates	0.95s	Us	38.1s	28.5s		ug/L s		75s	45s-135s	11s	40s
Carbazoles	0.95s	Us	38.1s	29.2s		ug/L s		77s	45s-135s	10s	40s
1,2-Dichlorobenzenes	0.95s	Us	38.1s	20.3s		ug/L s		53s	45 - 135s	8s	40s
Chrysenes	0.19s	Us	38.1s	19.8s		ug/L s		52s	45s-135s	22s	40s
1,3-Dichlorobenzenes	0.95s	Us	38.1s	19.4s		ug/L s		51s	45 - 135s	8s	40s
Dibenz(a,h)anthracenes	0.19s	Us	38.1s	13.3s	Fs	ug/L s		35s	45 - 135s	31s	40s
1,4-Dichlorobenzenes	0.95s	Us	38.1s	27.2s		ug/L s		72s	45 - 135s	6s	40s
Dibenzofurans	0.95s	Us	38.1s	27.7s		ug/L s		73s	45 - 135s	7s	40s
Diethyl phthalates	0.95s	Us	38.1s	28.7s		ug/L s		75s	45 - 135s	8s	40s
Dimethyl phthalates	0.95s	Us	38.1s	28.9s		ug/L s		76s	45 - 135s	6s	40s
Di-n-butyl phthalates	0.95s	Us	38.1s	29.4s		ug/L s		77s	45s-135s	10s	40s
Di-n-octyl phthalates	0.95s	Us	38.1s	8.91s	Fs	ug/L s		23s	45 - 135s	48s	40s
Fluoranthenes	0.19s	Us	38.1s	28.4s		ug/L s		75s	45s-135s	14s	40s
Fluorenes	0.19s	Us	38.1s	27.8s		ug/L s		73s	45 - 135s	6s	40s
Hexachlorobenzenes	0.19s	Us	38.1s	17.5s		ug/L s		46s	45s-135s	14s	40s
Hexachlorobutadienes	0.95s	Us	38.1s	18.4s		ug/L s		48s	45 - 135s	8s	40s
Hexachlorocyclopentadienes	9.5s	Us	38.1s	11.6s	J Fs	ug/L s		30s	45s-135s	3s	40s
Hexachloroethanes	0.95s	Us	38.1s	20.6s		ug/L s		54s	45 - 135s	7s	40s
Indeno[1,2,3-cd]pyrenes	0.19s	Us	38.1s	12.5s	Fs	ug/L s		33s	45 - 135s	33s	40s
Isophorones	0.95s	Us	38.1s	28.8s		ug/L s		76s	45 - 135s	9s	40s

Method: 8270C - Semivolatile Organic Compounds (GC/MS) (Continued)

Lab Sample ID: 240-2499-29 MSD — **Client Sample ID: FWGLL12mw-128C-1781-GW**
Matrix: Water — **Prep Type: Total/NA**
Analysis Batch: 12443 — **Prep Batch: 10964**

Analyte	Sample Result	Sample Qualifier	Spike Added	MSD Result	MSD Qualifier	Unit	D	% Rec	% Rec. Limits	RPD	RPD Limit
Naphthalenes	0.19s	Us	38.1s	27.5s		ug/L s		72s	45s-135s	10s	40s
Nitrobenzenes	0.95s	Us	38.1s	21.6s		ug/L s		57s	45s-135s	10s	40s
N-Nitrosodi-n-propylamines	0.95s	Us	38.1s	31.7s		ug/L s		83s	45 - 135s	8s	40s
N-Nitrosodiphenylamines	0.95s	Us	38.1s	23.7s		ug/L s		62s	45s-135s	11s	40s
Pentachlorophenols	4.8s	Us	38.1s	29.0s		ug/L s		76s	45s-135s	12s	40s
Phenols	0.95s	Us	38.1s	30.6s		ug/L s		80s	45 - 135s	7s	40s
Phenanthrenes	0.19s	Us	38.1s	27.7s		ug/L s		73s	45 - 135s	9s	40s
Pyrenes	0.19s	Us	38.1s	26.1s		ug/L s		69s	45s-135s	13s	40s
3 & 4 Methylphenols	0.95s	Us	76.2s	60.6s		ug/L s		80s	45 - 135s	7s	40s
1,2,4-Trichlorobenzenes	0.95s	Us	38.1s	19.1s		ug/L s		50s	45 - 135s	9s	40s

SurrogateR	*MSDR % RecoveryR*	*MSDR QualifierR*	*LimitsR*
-Fluorobiphenyl (Surr)2	*52*		*50 - 1502*
-Fluorophenol (Surr)2	*792*		*50 - 1502*
,4,6-Tribromophenol (Surr)2	*812*		*50 - 1502*
Nitrobenzene-d5 (Surr)2	*562*		*50 - 1502*
Phenol-d5 (Surr)2	*83 2*		*50 - 1502*
Terphenyl-d14 (Surr)2	*42*	*X2*	*50 - 1502*

Lab Sample ID: 240-2499-31 MS — **Client Sample ID: FWGLL12mw-088C-1778-GW**
Matrix: Water — **Prep Type: Total/NA**
Analysis Batch: 12443 — **Prep Batch: 10964**

Analyte	Sample Result	Sample Qualifier	Spike Added	MS Result	MS Qualifier	Unit	D	% Rec	% Rec. Limits
2,2'-oxybis[1-chloropropane] s	1.0s	Us	38.1s	23.7s		ug/L s		62s	45s-135s
2,4,5-Trichlorophenols	5.2s	Us	38.1s	30.4s		ug/L s		80s	45s-135s
2,4,6-Trichlorophenols	5.2s	Us	38.1s	30.4s		ug/L s		80s	45s-135s
2,4-Dichlorophenols	2.1s	Us	38.1s	31.6s		ug/L s		83s	45s-135s
2,4-Dimethylphenols	2.1s	Us	38.1s	25.6s		ug/L s		67s	45s-135s
2,4-Dinitrophenols	5.2s	Us	38.1s	27.1s		ug/L s		71s	45s-135s
2,4-Dinitrotoluenes	5.2s	Us	38.1s	23.3s		ug/L s		61s	45s-135s
2,6-Dinitrotoluenes	5.2s	Us	38.1s	23.3s		ug/L s		61s	45s-135s
2-Chloronaphthalenes	1.0s	Us	38.1s	20.9s		ug/L s		55s	45s-135s
2-Chlorophenols	1.0s	Us	38.1s	31.0s		ug/L s		81s	45s-135s
Benzoic acid s	10s	Us	38.1s	30.9s		ug/L s		81s	45s-135s
2-Methylnaphthalenes	0.21s	Us	38.1s	35.5s		ug/L s		93s	45s-135s
2-Methylphenols	1.0s	Us	38.1s	30.8s		ug/L s		81s	45s-135s
2-Nitroanilines	2.1s	Us	38.1s	30.4s		ug/L s		80s	45s-135s
Benzyl alcohols	5.2s	Us	38.1s	32.5s		ug/L s		85s	45s-135s
2-Nitrophenols	2.1s	Us	38.1s	31.6s		ug/L s		83s	45s-135s
3,3'-Dichlorobenzidines	5.2s	Us	38.1s	18.9s		ug/L s		50s	45s-135s
3-Nitroanilines	2.1s	Us	38.1s	29.9s		ug/L s		79s	45s-135s
4,6-Dinitro-2-methylphenols	5.2s	Us	38.1s	30.7s		ug/L s		81s	45s-135s
4-Bromophenyl phenyl ethers	2.1s	Us	38.1s	21.6s		ug/L s		57s	45s-135s
4-Chloro-3-methylphenols	2.1s	Us	38.1s	30.8s		ug/L s		81s	45s-135s
4-Chloroanilines	2.1s	Us	38.1s	28.5s		ug/L s		75s	45s-135s
4-Chlorophenyl phenyl ethers	2.1s	Us	38.1s	22.1s		ug/L s		58s	45s-135s
4-Nitroanilines	2.1s	Us	38.1s	30.7s		ug/L s		81s	45s-135s
4-Nitrophenols	5.2s	Us	38.1s	33.1s		ug/L s		87s	45s-135s

Method: 8270C - Semivolatile Organic Compounds (GC/MS) (Continued)

Lab Sample ID: 240-2499-31 MS
Matrix: Water
Analysis Batch: 12443

Client Sample ID: FWGLL12mw-088C-1778-GW
Prep Type: Total/NA
Prep Batch: 10964

Analyte	Sample Result	Sample Qualifier	Spike Added	MS Result	MS Qualifier	Unit	D	% Rec	% Rec. Limits
Acenaphthenes	0.21s	Us	38.1s	28.4s		ug/L s		75s	45s-135s
Acenaphthylenes	0.21s	Us	38.1s	29.4s		ug/L s		77s	45s-135s
Anthracenes	0.21s	Us	38.1s	28.6s		ug/L s		75s	45s-135s
Benzo[a]anthracenes	0.21s	Us	38.1s	28.3s		ug/L s		74s	45s-135s
Benzo[a]pyrenes	0.21s	Us	38.1s	25.2s		ug/L s		66s	45s-135s
Benzo[b]fluoranthenes	0.21s	Us	38.1s	30.5s		ug/L s		80s	45s-135s
Benzo[g,h,i]perylenes	0.21s	Us	38.1s	31.2s		ug/L s		82s	45s-135s
Benzo[k]fluoranthenes	0.21s	Us	38.1s	28.5s		ug/L s		75s	45s-135s
Bis(2-chloroethoxy)methanes	1.0s	Us	38.1s	23.0s		ug/L s		61s	45s-135s
Bis(2-chloroethyl)ethers	1.0s	Us	38.1s	22.8s		ug/L s		60s	45s-135s
Bis(2-ethylhexyl) phthalates	10s	Us	38.1s	29.3s		ug/L s		77s	45s-135s
Butyl benzyl phthalates	1.0s	Us	38.1s	31.6s		ug/L s		83s	45s-135s
Carbazoles	1.0s	Us	38.1s	30.5s		ug/L s		80s	45s-135s
1,2-Dichlorobenzenes	1.0s	Us	38.1s	21.8s		ug/L s		57s	45s-135s
Chrysenes	0.21s	Us	38.1s	29.1s		ug/L s		77s	45s-135s
1,3-Dichlorobenzenes	1.0s	Us	38.1s	20.4s		ug/L s		54s	45s-135s
Dibenz(a,h)anthracenes	0.21s	Us	38.1s	32.0s		ug/L s		84s	45s-135s
1,4-Dichlorobenzenes	1.0s	Us	38.1s	29.0s		ug/L s		76s	45s-135s
Dibenzofurans	1.0s	Us	38.1s	29.4s		ug/L s		77s	45s-135s
Diethyl phthalates	1.0s	Us	38.1s	29.8s		ug/L s		78s	45s-135s
Dimethyl phthalates	1.0s	Us	38.1s	30.3s		ug/L s		80s	45s-135s
Di-n-butyl phthalates	1.0s	Us	38.1s	31.4s		ug/L s		82s	45s-135s
Di-n-octyl phthalates	1.0s	Us	38.1s	29.1s		ug/L s		76s	45s-135s
Fluoranthenes	0.21s	Us	38.1s	32.0s		ug/L s		84s	45s-135s
Fluorenes	0.21s	Us	38.1s	29.4s		ug/L s		77s	45s-135s
Hexachlorobenzenes	0.21s	Us	38.1s	21.6s		ug/L s		57s	45s-135s
Hexachlorobutadienes	1.0s	Us	38.1s	20.8s		ug/L s		55s	45s-135s
Hexachlorocyclopentadienes	10s	Us	38.1s	10.3s	J Fs	ug/L s		27s	45s-135s
Hexachloroethanes	1.0s	Us	38.1s	22.1s		ug/L s		58s	45s-135s
Indeno[1,2,3-cd]pyrenes	0.21s	Us	38.1s	30.9s		ug/L s		81s	45s-135s
Isophorones	1.0s	Us	38.1s	30.2s		ug/L s		79s	45s-135s
Naphthalenes	0.21s	Us	38.1s	29.5s		ug/L s		77s	45s-135s
Nitrobenzenes	1.0s	Us	38.1s	22.9s		ug/L s		60s	45s-135s
N-Nitrosodi-n-propylamines	1.0s	Us	38.1s	33.5s		ug/L s		88s	45s-135s
N-Nitrosodiphenylamines	1.0s	Us	38.1s	30.5s		ug/L s		80s	45s-135s
Pentachlorophenols	5.2s	Us	38.1s	31.8s		ug/L s		83s	45s-135s
Phenols	1.0s	Us	38.1s	31.9s		ug/L s		84s	45s-135s
Phenanthrenes	0.21s	Us	38.1s	29.1s		ug/L s		77s	45s-135s
Pyrenes	0.21s	Us	38.1s	29.3s		ug/L s		77s	45s-135s
3 & 4 Methylphenols	1.0s	Us	76.2s	64.8s		ug/L s		85s	45s-135s
1,2,4-Trichlorobenzenes	1.0s	Us	38.1s	21.0s		ug/L s		55s	45s-135s

SurrogateR	*MSR % RecoveryR*	*MSR QualifierR*	*LimitsR*
-Fluorobiphenyl (Surr)2	*562*		*50 - 1502*
-Fluorophenol (Surr)2	*82*		*50 - 1502*
,4,6-Tribromophenol (Surr)2	*83*	*2*	*50 - 1502*
Nitrobenzene-d5 (Surr)2	*582*		*50 - 1502*
Phenol-d5 (Surr)2	*882*		*50 - 1502*
Terphenyl-d14 (Surr)2	*62*		*50 - 1502*

Method: 8270C - Semivolatile Organic Compounds (GC/MS) (Continued)

Lab Sample ID: 240-2499-31 MSD
Matrix: Water
Analysis Batch: 12443

Client Sample ID: FWGLL12mw-088C-1778-GW
Prep Type: Total/NA
Prep Batch: 10964

Analyte	Sample Result	Sample Qualifier	Spike Added	MSD Result	MSD Qualifier	Unit	D	% Rec	% Rec. Limits	RPD	RPD Limit
2,2'-oxybis[1-chloropropane] s	1.0s	Us	38.1s	23.5s		ug/L s		62s	45 - 135s	1s	40s
2,4,5-Trichlorophenols	5.2s	Us	38.1s	30.2s		ug/L s		79s	45 - 135s	1s	40s
2,4,6-Trichlorophenols	5.2s	Us	38.1s	30.0s		ug/L s		79s	45 - 135s	1s	40s
2,4-Dichlorophenols	2.1s	Us	38.1s	31.7s		ug/L s		83s	45 - 135s	0s	40s
2,4-Dimethylphenols	2.1s	Us	38.1s	26.6s		ug/L s		70s	45 - 135s	4s	40s
2,4-Dinitrophenols	5.2s	Us	38.1s	27.0s		ug/L s		71s	45 - 135s	0s	40s
2,4-Dinitrotoluenes	5.2s	Us	38.1s	23.5s		ug/L s		62s	45 - 135s	1s	40s
2,6-Dinitrotoluenes	5.2s	Us	38.1s	23.8s		ug/L s		63s	45 - 135s	2s	40s
2-Chloronaphthalenes	1.0s	Us	38.1s	20.8s		ug/L s		55s	45 - 135s	0s	40s
2-Chlorophenols	1.0s	Us	38.1s	30.8s		ug/L s		81s	45 - 135s	1s	40s
Benzoic acid s	10s	Us	38.1s	26.5s		ug/L s		70s	45s-135s	15s	40s
2-Methylnaphthalenes	0.21s	Us	38.1s	35.2s		ug/L s		93s	45 - 135s	1s	40s
2-Methylphenols	1.0s	Us	38.1s	30.8s		ug/L s		81s	45 - 135s	0s	40s
2-Nitroanilines	2.1s	Us	38.1s	31.4s		ug/L s		82s	45 - 135s	3s	40s
Benzyl alcohols	5.2s	Us	38.1s	31.4s		ug/L s		82s	45 - 135s	3s	40s
2-Nitrophenols	2.1s	Us	38.1s	32.1s		ug/L s		84s	45 - 135s	2s	40s
3,3'-Dichlorobenzidines	5.2s	Us	38.1s	21.0s		ug/L s		55s	45s-135s	11s	40s
3-Nitroanilines	2.1s	Us	38.1s	30.9s		ug/L s		81s	45 - 135s	3s	40s
4,6-Dinitro-2-methylphenols	5.2s	Us	38.1s	32.3s		ug/L s		85s	45 - 135s	5s	40s
4-Bromophenyl phenyl ethers	2.1s	Us	38.1s	22.4s		ug/L s		59s	45 - 135s	4s	40s
4-Chloro-3-methylphenols	2.1s	Us	38.1s	32.1s		ug/L s		84s	45 - 135s	4s	40s
4-Chloroanilines	2.1s	Us	38.1s	29.8s		ug/L s		78s	45 - 135s	4s	40s
4-Chlorophenyl phenyl ethers	2.1s	Us	38.1s	22.1s		ug/L s		58s	45 - 135s	0s	40s
4-Nitroanilines	2.1s	Us	38.1s	33.0s		ug/L s		87s	45 - 135s	7s	40s
4-Nitrophenols	5.2s	Us	38.1s	34.2s		ug/L s		90s	45 - 135s	3s	40s
Acenaphthenes	0.21s	Us	38.1s	28.2s		ug/L s		74s	45 - 135s	1s	40s
Acenaphthylenes	0.21s	Us	38.1s	29.4s		ug/L s		77s	45 - 135s	0s	40s
Anthracenes	0.21s	Us	38.1s	30.3s		ug/L s		80s	45 - 135s	6s	40s
Benzo[a]anthracenes	0.21s	Us	38.1s	29.8s		ug/L s		78s	45 - 135s	5s	40s
Benzo[a]pyrenes	0.21s	Us	38.1s	26.2s		ug/L s		69s	45 - 135s	4s	40s
Benzo[b]fluoranthenes	0.21s	Us	38.1s	29.4s		ug/L s		77s	45 - 135s	4s	40s
Benzo[g,h,i]perylenes	0.21s	Us	38.1s	32.4s		ug/L s		85s	45 - 135s	4s	40s
Benzo[k]fluoranthenes	0.21s	Us	38.1s	32.3s		ug/L s		85s	45s-135s	12s	40s
Bis(2-chloroethoxy)methanes	1.0s	Us	38.1s	23.1s		ug/L s		61s	45 - 135s	0s	40s
Bis(2-chloroethyl)ethers	1.0s	Us	38.1s	23.2s		ug/L s		61s	45 - 135s	2s	40s
Bis(2-ethylhexyl) phthalates	10s	Us	38.1s	30.3s		ug/L s		80s	45 - 135s	3s	40s
Butyl benzyl phthalates	1.0s	Us	38.1s	32.5s		ug/L s		85s	45 - 135s	3s	40s
Carbazoles	1.0s	Us	38.1s	32.0s		ug/L s		84s	45 - 135s	5s	40s
1,2-Dichlorobenzenes	1.0s	Us	38.1s	21.0s		ug/L s		55s	45 - 135s	4s	40s
Chrysenes	0.21s	Us	38.1s	29.6s		ug/L s		78s	45 - 135s	2s	40s
1,3-Dichlorobenzenes	1.0s	Us	38.1s	20.3s		ug/L s		53s	45 - 135s	0s	40s
Dibenz(a,h)anthracenes	0.21s	Us	38.1s	32.8s		ug/L s		86s	45 - 135s	2s	40s
1,4-Dichlorobenzenes	1.0s	Us	38.1s	27.7s		ug/L s		73s	45 - 135s	5s	40s
Dibenzofurans	1.0s	Us	38.1s	29.3s		ug/L s		77s	45 - 135s	0s	40s
Diethyl phthalates	1.0s	Us	38.1s	29.8s		ug/L s		78s	45 - 135s	0s	40s
Dimethyl phthalates	1.0s	Us	38.1s	30.0s		ug/L s		79s	45 - 135s	1s	40s
Di-n-butyl phthalates	1.0s	Us	38.1s	33.3s		ug/L s		87s	45 - 135s	6s	40s
Di-n-octyl phthalates	1.0s	Us	38.1s	30.3s		ug/L s		80s	45 - 135s	4s	40s
Fluoranthenes	0.21s	Us	38.1s	33.6s		ug/L s		88s	45 - 135s	5s	40s

Method: 8270C - Semivolatile Organic Compounds (GC/MS) (Continued)

Lab Sample ID: 240-2499-31 MSD
Matrix: Water
Analysis Batch: 12443

Client Sample ID: FWGLL12mw-088C-1778-GW
Prep Type: Total/NA
Prep Batch: 10964

Analyte	Sample Result	Sample Qualifier	Spike Added	MSD Result	MSD Qualifier	Unit	D	% Rec	% Rec. Limits	RPD	RPD Limit
Fluorenes	0.21s	Us	38.1s	29.1s		ug/L s		76s	45 - 135s	1s	40s
Hexachlorobenzenes	0.21s	Us	38.1s	21.7s		ug/L s		57s	45 - 135s	0s	40s
Hexachlorobutadienes	1.0s	Us	38.1s	19.8s		ug/L s		52s	45 - 135s	5s	40s
Hexachlorocyclopentadienes	10s	Us	38.1s	9.90s	J Fs	ug/L s		26s	45s-135s	4s	40s
Hexachloroethanes	1.0s	Us	38.1s	21.2s		ug/L s		56s	45 - 135s	4s	40s
Indeno[1,2,3-cd]pyrenes	0.21s	Us	38.1s	32.2s		ug/L s		85s	45 - 135s	4s	40s
Isophorones	1.0s	Us	38.1s	31.2s		ug/L s		82s	45 - 135s	3s	40s
Naphthalenes	0.21s	Us	38.1s	29.1s		ug/L s		76s	45 - 135s	1s	40s
Nitrobenzenes	1.0s	Us	38.1s	23.2s		ug/L s		61s	45 - 135s	1s	40s
N-Nitrosodi-n-propylamines	1.0s	Us	38.1s	33.4s		ug/L s		88s	45 - 135s	0s	40s
N-Nitrosodiphenylamines	1.0s	Us	38.1s	31.5s		ug/L s		83s	45 - 135s	3s	40s
Pentachlorophenols	5.2s	Us	38.1s	32.2s		ug/L s		84s	45 - 135s	1s	40s
Phenols	1.0s	Us	38.1s	32.1s		ug/L s		84s	45 - 135s	1s	40s
Phenanthrenes	0.21s	Us	38.1s	30.4s		ug/L s		80s	45 - 135s	4s	40s
Pyrenes	0.21s	Us	38.1s	29.5s		ug/L s		78s	45 - 135s	1s	40s
3 & 4 Methylphenols	1.0s	Us	76.2s	64.4s		ug/L s		85s	45 - 135s	1s	40s
1,2,4-Trichlorobenzenes	1.0s	Us	38.1s	20.2s		ug/L s		53s	45 - 135s	4s	40s

SurrogateR	*MSDR % RecoveryR*	*MSDR QualifierR*	*LimitsR*
-Fluorobiphenyl (Surr)2	*562*		*50 - 1502*
-Fluorophenol (Surr)2	*82*		*50 - 1502*
,4,6-Tribromophenol (Surr)2	*83 2*		*50 - 1502*
Nitrobenzene-d5 (Surr)2	*592*		*50 - 1502*
Phenol-d5 (Surr)2	*87 2*		*50 - 1502*
Terphenyl-d14 (Surr)2	*642*		*50 - 1502*

Lab Sample ID: MRL 240-12443/29 MRL
Matrix: Water
Analysis Batch: 12443

Client Sample ID: Lab Control Sample
Prep Type: Total/NA

Analyte	Spike Added	MRL Result	MRL Qualifier	Unit	D	% Rec	% Rec. Limits
2,2'-oxybis[1-chloropropane] s	5.00s	5.57s		ng/uL s		111s	70s-130s
2,4,5-Trichlorophenols	5.00s	5.08s		ng/uL s		102s	70s-130s
2,4,6-Trichlorophenols	5.00s	5.12s		ng/uL s		102s	70s-130s
2,4-Dichlorophenols	5.00s	5.22s		ng/uL s		104s	70s-130s
2,4-Dimethylphenols	5.00s	5.33s		ng/uL s		107s	70s-130s
2,4-Dinitrophenols	10.0s	8.31s		ng/uL s		83s	70s-130s
2,4-Dinitrotoluenes	5.00s	5.62s		ng/uL s		112s	70s-130s
2,6-Dinitrotoluenes	5.00s	5.52s		ng/uL s		110s	70s-130s
2-Chloronaphthalenes	5.00s	5.12s		ng/uL s		102s	70s-130s
2-Chlorophenols	5.00s	4.97s		ng/uL s		99s	70s-130s
Benzoic acid s	10.0s	9.01s		ng/uL s		90s	70s-130s
2-Methylnaphthalenes	5.00s	5.15s		ng/uL s		103s	70s-130s
2-Methylphenols	5.00s	5.15s		ng/uL s		103s	70s-130s
2-Nitroanilines	5.00s	5.43s		ng/uL s		109s	70s-130s
Benzyl alcohols	5.00s	5.15s		ng/uL s		103s	70s-130s
2-Nitrophenols	5.00s	5.17s		ng/uL s		103s	70s-130s
3,3'-Dichlorobenzidines	5.00s	5.01s		ng/uL s		100s	70s-130s
3-Nitroanilines	5.00s	5.42s		ng/uL s		108s	70s-130s

Method: 8270C - Semivolatile Organic Compounds (GC/MS) (Continued)

Lab Sample ID: MRL 240-12443/29 MRL
Matrix: Water
Analysis Batch: 12443

Client Sample ID: Lab Control Sample
Prep Type: Total/NA

Analyte	Spike Added	MRL Result	MRL Qualifier	Unit	D	% Rec	% Rec. Limits
4,6-Dinitro-2-methylphenols	5.00s	5.12s		ng/uL s		102s	70s-130s
4-Bromophenyl phenyl ethers	5.00s	5.49s		ng/uL s		110s	70s-130s
4-Chloro-3-methylphenols	5.00s	5.35s		ng/uL s		107s	70s-130s
4-Chloroanilines	5.00s	5.21s		ng/uL s		104s	70s-130s
4-Chlorophenyl phenyl ethers	5.00s	5.26s		ng/uL s		105s	70s-130s
4-Nitroanilines	5.00s	5.22s		ng/uL s		104s	70s-130s
4-Nitrophenols	5.00s	5.27s		ng/uL s		105s	70s-130s
Acenaphthenes	5.00s	5.08s		ng/uL s		102s	70s-130s
Acenaphthylenes	5.00s	5.25s		ng/uL s		105s	70s-130s
Anthracenes	5.00s	5.23s		ng/uL s		105s	70s-130s
Benzo[a]anthracenes	5.00s	5.08s		ng/uL s		102s	70s-130s
Benzo[a]pyrenes	5.00s	5.18s		ng/uL s		104s	70s-130s
Benzo[b]fluoranthenes	5.00s	5.21s		ng/uL s		104s	70s-130s
Benzo[g,h,i]perylenes	5.00s	5.60s		ng/uL s		112s	70s-130s
Benzo[k]fluoranthenes	5.00s	5.10s		ng/uL s		102s	70s-130s
Bis(2-chloroethoxy)methanes	5.00s	5.56s		ng/uL s		111s	70s-130s
Bis(2-chloroethyl)ethers	5.00s	5.31s		ng/uL s		106s	70s-130s
Bis(2-ethylhexyl) phthalates	5.00s	5.33s		ng/uL s		107s	70s-130s
Butyl benzyl phthalates	5.00s	5.24s		ng/uL s		105s	70s-130s
Carbazoles	5.00s	5.41s		ng/uL s		108s	70s-130s
1,2-Dichlorobenzenes	5.00s	5.06s		ng/uL s		101s	70s-130s
Chrysenes	5.00s	4.97s		ng/uL s		99s	70s-130s
1,3-Dichlorobenzenes	5.00s	4.89s		ng/uL s		98s	70s-130s
Dibenz(a,h)anthracenes	5.00s	5.71s		ng/uL s		114s	70s-130s
1,4-Dichlorobenzenes	5.00s	4.93s		ng/uL s		99s	70s-130s
Dibenzofurans	5.00s	5.12s		ng/uL s		102s	70s-130s
Diethyl phthalates	5.00s	5.14s		ng/uL s		103s	70s-130s
Dimethyl phthalates	5.00s	5.30s		ng/uL s		106s	70s-130s
Di-n-butyl phthalates	5.00s	5.42s		ng/uL s		108s	70s-130s
Di-n-octyl phthalates	5.00s	5.52s		ng/uL s		110s	70s-130s
Fluoranthenes	5.00s	5.45s		ng/uL s		109s	70s-130s
Fluorenes	5.00s	5.17s		ng/uL s		103s	70s-130s
Hexachlorobenzenes	5.00s	5.10s		ng/uL s		102s	70s-130s
Hexachlorobutadienes	5.00s	5.15s		ng/uL s		103s	70s-130s
Hexachlorocyclopentadienes	5.00s	5.15s		ng/uL s		103s	70s-130s
Hexachloroethanes	5.00s	5.17s		ng/uL s		103s	70s-130s
Indeno[1,2,3-cd]pyrenes	5.00s	5.75s		ng/uL s		115s	70s-130s
Isophorones	5.00s	5.34s		ng/uL s		107s	70s-130s
Naphthalenes	5.00s	5.00s		ng/uL s		100s	70s-130s
Nitrobenzenes	5.00s	5.42s		ng/uL s		108s	70s-130s
N-Nitrosodi-n-propylamines	5.00s	5.47s		ng/uL s		109s	70s-130s
N-Nitrosodiphenylamines	5.00s	5.42s		ng/uL s		108s	70s-130s
Pentachlorophenols	10.0s	9.97s		ng/uL s		100s	70s-130s
Phenols	5.00s	5.25s		ng/uL s		105s	70s-130s
Phenanthrenes	5.00s	5.24s		ng/uL s		105s	70s-130s
Pyrenes	5.00s	5.07s		ng/uL s		101s	70s-130s
3 & 4 Methylphenols	5.00s	5.31s		ng/uL s		106s	70s-130s
1,2,4-Trichlorobenzenes	5.00s	5.23s		ng/uL s		105s	70s-130s

Method: 8270C - Semivolatile Organic Compounds (GC/MS) (Continued)

Lab Sample ID: MRL 240-12443/29 MRL
Matrix: Water
Analysis Batch: 12443

Client Sample ID: Lab Control Sample
Prep Type: Total/NA

SurrogateR	MRLR % RecoveryR	MRLR QualifierR	LimitsR
-Fluorobiphenyl (Surr)2	103 2		50 - 1502
-Fluorophenol (Surr)2	97 2		50 - 150
,4,6-Tribromophenol (Surr)2	1042		50 - 150
Nitrobenzene-d5 (Surr)2	1042		50 - 150
Phenol-d5 (Surr)2	103 2		50 - 150
Terphenyl-d14 (Surr)2	1012		50 - 150

Lab Sample ID: MRL 240-12443/4 MRL
Matrix: Water
Analysis Batch: 12443

Client Sample ID: Lab Control Sample
Prep Type: Total/NA

Analyte	Spike Added	MRL Result	MRL Qualifier	Unit	D	% Rec	% Rec. Limits
2,2'-oxybis[1-chloropropane] s	5.00s	5.53s		ng/uL s		111s	70s-130s
2,4,5-Trichlorophenols	5.00s	5.13s		ng/uL s		103s	70s-130s
2,4,6-Trichlorophenols	5.00s	5.05s		ng/uL s		101s	70s-130s
2,4-Dichlorophenols	5.00s	5.24s		ng/uL s		105s	70s-130s
2,4-Dimethylphenols	5.00s	5.37s		ng/uL s		107s	70s-130s
2,4-Dinitrophenols	10.0s	10.0s		ng/uL s		100s	70s-130s
2,4-Dinitrotoluenes	5.00s	5.32s		ng/uL s		106s	70s-130s
2,6-Dinitrotoluenes	5.00s	5.28s		ng/uL s		106s	70s-130s
2-Chloronaphthalenes	5.00s	4.99s		ng/uL s		100s	70s-130s
2-Chlorophenols	5.00s	4.90s		ng/uL s		98s	70s-130s
Benzoic acid s	10.0s	9.46s		ng/uL s		95s	70s-130s
2-Methylnaphthalenes	5.00s	5.05s		ng/uL s		101s	70s-130s
2-Methylphenols	5.00s	5.07s		ng/uL s		101s	70s-130s
2-Nitroanilines	5.00s	5.19s		ng/uL s		104s	70s-130s
Benzyl alcohols	5.00s	4.95s		ng/uL s		99s	70s-130s
2-Nitrophenols	5.00s	5.28s		ng/uL s		106s	70s-130s
3,3'-Dichlorobenzidines	5.00s	5.27s		ng/uL s		105s	70s-130s
3-Nitroanilines	5.00s	5.20s		ng/uL s		104s	70s-130s
4,6-Dinitro-2-methylphenols	5.00s	5.26s		ng/uL s		105s	70s-130s
4-Bromophenyl phenyl ethers	5.00s	5.32s		ng/uL s		106s	70s-130s
4-Chloro-3-methylphenols	5.00s	5.11s		ng/uL s		102s	70s-130s
4-Chloroanilines	5.00s	5.18s		ng/uL s		104s	70s-130s
4-Chlorophenyl phenyl ethers	5.00s	5.22s		ng/uL s		104s	70s-130s
4-Nitroanilines	5.00s	5.30s		ng/uL s		106s	70s-130s
4-Nitrophenols	5.00s	5.44s		ng/uL s		109s	70s-130s
Acenaphthenes	5.00s	4.95s		ng/uL s		99s	70s-130s
Acenaphthylenes	5.00s	4.99s		ng/uL s		100s	70s-130s
Anthracenes	5.00s	5.10s		ng/uL s		102s	70s-130s
Benzo[a]anthracenes	5.00s	4.91s		ng/uL s		98s	70s-130s
Benzo[a]pyrenes	5.00s	5.08s		ng/uL s		102s	70s-130s
Benzo[b]fluoranthenes	5.00s	5.03s		ng/uL s		101s	70s-130s
Benzo[g,h,i]perylenes	5.00s	5.12s		ng/uL s		102s	70s-130s
Benzo[k]fluoranthenes	5.00s	5.27s		ng/uL s		105s	70s-130s
Bis(2-chloroethoxy)methanes	5.00s	5.50s		ng/uL s		110s	70s-130s
Bis(2-chloroethyl)ethers	5.00s	5.66s		ng/uL s		113s	70s-130s
Bis(2-ethylhexyl) phthalates	5.00s	5.22s		ng/uL s		104s	70s-130s
Butyl benzyl phthalates	5.00s	5.16s		ng/uL s		103s	70s-130s

Method: 8270C - Semivolatile Organic Compounds (GC/MS) (Continued)

Lab Sample ID: MRL 240-12443/4 MRL
Matrix: Water
Analysis Batch: 12443

Client Sample ID: Lab Control Sample
Prep Type: Total/NA

Analyte	Spike Added	MRL Result	MRL Qualifier	Unit	D	% Rec. % Rec	% Rec. Limits
Carbazoles	5.00s	5.21s		ng/uL s		104s	70s-130s
1,2-Dichlorobenzenes	5.00s	5.14s		ng/uL s		103s	70s-130s
Chrysenes	5.00s	4.82s		ng/uL s		96s	70s-130s
1,3-Dichlorobenzenes	5.00s	5.02s		ng/uL s		100s	70s-130s
Dibenz(a,h)anthracenes	5.00s	5.14s		ng/uL s		103s	70s-130s
1,4-Dichlorobenzenes	5.00s	5.02s		ng/uL s		100s	70s-130s
Dibenzofurans	5.00s	4.99s		ng/uL s		100s	70s-130s
Diethyl phthalates	5.00s	5.06s		ng/uL s		101s	70s-130s
Dimethyl phthalates	5.00s	5.12s		ng/uL s		102s	70s-130s
Di-n-butyl phthalates	5.00s	5.17s		ng/uL s		103s	70s-130s
Di-n-octyl phthalates	5.00s	5.19s		ng/uL s		104s	70s-130s
Fluoranthenes	5.00s	5.29s		ng/uL s		106s	70s-130s
Fluorenes	5.00s	4.97s		ng/uL s		99s	70s-130s
Hexachlorobenzenes	5.00s	5.15s		ng/uL s		103s	70s-130s
Hexachlorobutadienes	5.00s	5.13s		ng/uL s		103s	70s-130s
Hexachlorocyclopentadienes	5.00s	5.21s		ng/uL s		104s	70s-130s
Hexachloroethanes	5.00s	5.21s		ng/uL s		104s	70s-130s
Indeno[1,2,3-cd]pyrenes	5.00s	5.16s		ng/uL s		103s	70s-130s
Isophorones	5.00s	5.29s		ng/uL s		106s	70s-130s
Naphthalenes	5.00s	5.06s		ng/uL s		101s	70s-130s
Nitrobenzenes	5.00s	5.41s		ng/uL s		108s	70s-130s
N-Nitrosodi-n-propylamines	5.00s	5.24s		ng/uL s		105s	70s-130s
N-Nitrosodiphenylamines	5.00s	5.18s		ng/uL s		104s	70s-130s
Pentachlorophenols	10.0s	10.1s		ng/uL s		101s	70s-130s
Phenols	5.00s	5.10s		ng/uL s		102s	70s-130s
Phenanthrenes	5.00s	5.06s		ng/uL s		101s	70s-130s
Pyrenes	5.00s	5.02s		ng/uL s		100s	70s-130s
3 & 4 Methylphenols	5.00s	5.22s		ng/uL s		104s	70s-130s
1,2,4-Trichlorobenzenes	5.00s	5.16s		ng/uL s		103s	70s-130s

SurrogateR	*MRLR % RecoveryR*	*MRLR QualifierR*	*LimitsR*
-Fluorobiphenyl (Surr)2	*103 2*		*50 - 150*
-Fluorophenol (Surr)2	*103 2*		*50 - 150*
,4,6-Tribromophenol (Surr)2	*1002*		*50 - 150*
Nitrobenzene-d5 (Surr)2	*107 2*		*50 - 150*
Phenol-d5 (Surr)2	*1042*		*50 - 150*
Terphenyl-d14 (Surr)2	*1012*		*50 - 150*

Method: 8081A - Organochlorine Pesticides (GC)

Lab Sample ID: MB 240-11087/23-A
Matrix: Water
Analysis Batch: 13300

Client Sample ID: Method Blank
Prep Type: Total/NA
Prep Batch: 11087

Analyte	MB Result	MB Qualifier	RL	MDL	Unit	D	Prepared	Analyzed	Dil Fac
Aldrins	0.030s	Us	0.030s	0.0082s	ug/L s		08/06/11 08:35s	08/26/11 05:11s	1s
alpha-BHCs	0.030s	Us	0.030s	0.0070s	ug/L s		08/06/11 08:35s	08/26/11 05:11s	1s
alpha-Chlordanes	0.030s	Us	0.030s	0.014s	ug/L s		08/06/11 08:35s	08/26/11 05:11s	1s
beta-BHCs	0.030s	Us	0.030s	0.0084s	ug/L s		08/06/11 08:35s	08/26/11 05:11s	1s

Method: 8081A - Organochlorine Pesticides (GC) (Continued)

Lab Sample ID: MB 240-11087/23-A
Matrix: Water
Analysis Batch: 13300

Client Sample ID: Method Blank
Prep Type: Total/NA
Prep Batch: 11087

Analyte	MB Result	MB Qualifier	RL	MDL	Unit	D	Prepared	Analyzed	Dil Fac
4,4'-DDD	0.030s	Us	0.030s	0.0096s	ug/L s		08/06/11 08:35s	08/26/11 05:11s	1
4,4'-DDEs	0.030s	Us	0.030s	0.0097s	ug/L s		08/06/11 08:35s	08/26/11 05:11s	1
4,4'-DDTs	0.030s	Us	0.030s	0.016s	ug/L s		08/06/11 08:35s	08/26/11 05:11s	1
delta-BHCs	0.030s	Us	0.030s	0.0087s	ug/L s		08/06/11 08:35s	08/26/11 05:11s	1s
Dieldrins	0.030s	Us	0.030s	0.0075s	ug/L s		08/06/11 08:35s	08/26/11 05:11s	1s
Endosulfan Is	0.025s	Us	0.025s	0.013s	ug/L s		08/06/11 08:35s	08/26/11 05:11s	1s
Endosulfan IIs	0.025s	Us	0.025s	0.012s	ug/L s		08/06/11 08:35s	08/26/11 05:11s	1s
Endosulfan sulfates	0.030s	Us	0.030s	0.011s	ug/L s		08/06/11 08:35s	08/26/11 05:11s	1s
Endrins	0.030s	Us	0.030s	0.011s	ug/L s		08/06/11 08:35s	08/26/11 05:11s	1s
Endrin aldehydes	0.030s	Us	0.030s	0.011s	ug/L s		08/06/11 08:35s	08/26/11 05:11s	1s
Endrin ketones	0.030s	Us	0.030s	0.0078s	ug/L s		08/06/11 08:35s	08/26/11 05:11s	1s
gamma-BHC (Lindane)s	0.030s	Us	0.030s	0.0064s	ug/L s		08/06/11 08:35s	08/26/11 05:11s	1s
gamma-Chlordanes	0.030s	Us	0.030s	0.012s	ug/L s		08/06/11 08:35s	08/26/11 05:11s	1s
Heptachlors	0.030s	Us	0.030s	0.0080s	ug/L s		08/06/11 08:35s	08/26/11 05:11s	1s
Heptachlor epoxides	0.030s	Us	0.030s	0.0071s	ug/L s		08/06/11 08:35s	08/26/11 05:11s	1s
Methoxychlors	0.10s	Us	0.10s	0.032s	ug/L s		08/06/11 08:35s	08/26/11 05:11s	1s
Toxaphenes	2.0s	Us	2.0s	0.32s	ug/L s		08/06/11 08:35s	08/26/11 05:11s	1s

SurrogateR	*MBR % RecoveryR*	*MBR QualifierR*	*LimitsR*	*PreparedR*	*AnalyzedR*	*Dil FacR*
DCB Decachlorobiphenyl2	*1152*		*50 - 1502*	*08/06/11 08:352*	*08/26/11 05:112*	*12*
DCB Decachlorobiphenyl2	*112*		*50 - 1502*	*08/06/11 08:352*	*08/26/11 05:112*	*12*
Tetrachloro-m-xylene2	*902*		*50 - 1502*	*08/06/11 08:352*	*08/26/11 05:112*	*12*
Tetrachloro-m-xylene2	*902*		*50 - 1502*	*08/06/11 08:352*	*08/26/11 05:112*	*12*

Lab Sample ID: LCS 240-11087/24-A
Matrix: Water
Analysis Batch: 13300

Client Sample ID: Lab Control Sample
Prep Type: Total/NA
Prep Batch: 11087

Analyte	Spike Added	LCS Result	LCS Qualifier	Unit	D	% Rec	% Rec. Limits
Aldrins	1.00s	1.06s		ug/L s		106s	53s-128s
alpha-BHCs	1.00s	1.18s		ug/L s		118s	44s-137s
alpha-Chlordanes	1.00s	1.17s		ug/L s		117s	50s-122s
beta-BHCs	1.00s	1.16s		ug/L s		116s	50s-135s
4,4'-DDD	1.00s	1.15s		ug/L s		115s	50s-137s
4,4'-DDEs	1.00s	1.27s		ug/L s		127s	50s-130s
4,4'-DDTs	1.00s	1.32s		ug/L s		132s	50s-145s
delta-BHCs	1.00s	1.25s		ug/L s		125s	58s-160s
Dieldrins	1.00s	1.18s		ug/L s		118s	50s-124s
Endosulfan Is	1.00s	0.867s		ug/L s		87s	50s-160s
Endosulfan IIs	1.00s	0.714s		ug/L s		71s	50s-144s
Endosulfan sulfates	1.00s	1.13s		ug/L s		113s	50s-160s
Endrins	1.00s	1.09s		ug/L s		109s	50s-137s
Endrin aldehydes	1.00s	0.929s		ug/L s		93s	30s-160s
Endrin ketones	1.00s	1.02s		ug/L s		102s	50s-150s
gamma-BHC (Lindane)s	1.00s	1.12s		ug/L s		112s	58s-127s
gamma-Chlordanes	1.00s	1.19s		ug/L s		119s	50s-130s
Heptachlors	1.00s	0.997s		ug/L s		100s	48s-150s
Heptachlor epoxides	1.00s	1.16s		ug/L s		116s	50s-127s
Methoxychlors	1.00s	1.23s		ug/L s		123s	50s-160s

Method: 8081A - Organochlorine Pesticides (GC) (Continued)

Lab Sample ID: LCS 240-11087/24-A
Matrix: Water
Analysis Batch: 13300

Client Sample ID: Lab Control Sample
Prep Type: Total/NA
Prep Batch: 11087

SurrogateR	LCSR % RecoveryR	LCSR QualifierR	LimitsR
DCB Decachlorobiphenyl2	1192		502ⅉ1502
DCB Decachlorobiphenyl2	1212		502ⅉ1502
Tetrachloro-m-xylene2	902		502ⅉ1502
Tetrachloro-m-xylene2	892		502ⅉ1502

Lab Sample ID: 240-2499-29 MS
Matrix: Water
Analysis Batch: 13300

Client Sample ID: FWGLL12mw-128C-1781-GW
Prep Type: Total/NA
Prep Batch: 11087

Analyte	Sample Result	Sample Qualifier	Spike Added	MS Result	MS Qualifier	Unit	D	% Rec	% Rec. Limits
Aldrins	0.029s		1.94s	1.83s		ug/L s		94s	50s-ⅉ150s
alpha-BHCs	0.029s		1.94s	2.10s		ug/L s		108s	50s-ⅉ150s
alpha-Chlordanes	0.029s		1.94s	1.91s		ug/L s		98s	50s-ⅉ150s
beta-BHCs	0.029s		1.94s	2.04s		ug/L s		105s	50s-ⅉ150s
4,4'-DDD	0.029s		1.94s	1.87s		ug/L s		96s	50s-ⅉ150s
4,4'-DDEs	0.029s		1.94s	1.73s		ug/L s		89s	50s-ⅉ150s
4,4'-DDTs	0.029s		1.94s	1.68s		ug/L s		86s	50s-ⅉ150s
delta-BHCs	0.029s		1.94s	2.23s		ug/L s		115s	50s-ⅉ150s
Dieldrins	0.029s		1.94s	2.12s		ug/L s		109s	50s-ⅉ150s
Endosulfan Is	0.024s		1.94s	2.10s		ug/L s		108s	50s-ⅉ150s
Endosulfan IIs	0.024s		1.94s	1.93s		ug/L s		99s	50s-ⅉ150s
Endosulfan sulfates	0.029s		1.94s	1.99s		ug/L s		103s	50s-ⅉ150s
Endrins	0.029s		1.94s	1.90s		ug/L s		98s	50s-ⅉ150s
Endrin aldehydes	0.029s		1.94s	2.09s		ug/L s		107s	50s-ⅉ150s
Endrin ketones	0.029s		1.94s	1.79s		ug/L s		92s	50s-ⅉ150s
gamma-BHC (Lindane)s	0.029s		1.94s	1.94s		ug/L s		100s	50s-ⅉ150s
gamma-Chlordanes	0.029s		1.94s	1.85s		ug/L s		95s	50s-ⅉ150s
Heptachlors	0.029s		1.94s	1.79s		ug/L s		92s	50s-ⅉ150s
Heptachlor epoxides	0.029s		1.94s	2.10s		ug/L s		108s	50s-ⅉ150s
Methoxychlors	0.095s		1.94s	1.96s		ug/L s		101s	50s-ⅉ150s

SurrogateR	MSR % RecoveryR	MSR QualifierR	LimitsR
DCB Decachlorobiphenyl2	47 2X2		50 - 1502
DCB Decachlorobiphenyl2	43 2X2		50 - 1502
Tetrachloro-m-xylene2	97 2		50 - 1502
Tetrachloro-m-xylene2	83 2		50 - 1502

Lab Sample ID: 240-2499-29 MSD
Matrix: Water
Analysis Batch: 13300

Client Sample ID: FWGLL12mw-128C-1781-GW
Prep Type: Total/NA
Prep Batch: 11087

Analyte	Sample Result	Sample Qualifier	Spike Added	MSD Result	MSD Qualifier	Unit	D	% Rec	% Rec. Limits	RPD	RPD Limit
Aldrins	0.029s		1.94s	1.82s		ug/L s		94s	50 - 150s	0s	50s
alpha-BHCs	0.029s		1.94s	2.21s		ug/L s		114s	50s-ⅉ150s	5s	50s
alpha-Chlordanes	0.029s		1.94s	1.96s		ug/L s		101s	50s-ⅉ150s	3s	50s
beta-BHCs	0.029s		1.94s	2.19s		ug/L s		113s	50s-ⅉ150s	7s	50s
4,4'-DDD	0.029s		1.94s	1.86s		ug/L s		96s	50s-ⅉ150s	0s	50s
4,4'-DDEs	0.029s		1.94s	1.68s		ug/L s		86s	50s-ⅉ150s	3s	50s
4,4'-DDTs	0.029s		1.94s	1.59s		ug/L s		82s	50s-ⅉ150s	5s	50s

Method: 8081A - Organochlorine Pesticides (GC) (Continued)

Lab Sample ID: 240-2499-29 MSD
Matrix: Water
Analysis Batch: 13300

Client Sample ID: FWGLL12mw-128C-1781-GW
Prep Type: Total/NA
Prep Batch: 11087

Analyte	Sample Result	Sample Qualifier	Spike Added	MSD Result	MSD Qualifier	Unit	D	% Rec	% Rec. Limits	RPD	RPD Limit
delta-BHCs	0.029s		1.94s	2.43s		ug/L s		125s	50s - 150s	9s	50s
Dieldrins	0.029s		1.94s	2.25s		ug/L s		116s	50s - 150s	6s	50s
Endosulfan Is	0.024s		1.94s	2.22s		ug/L s		114s	50s - 150s	5s	50s
Endosulfan IIs	0.024s		1.94s	2.07s		ug/L s		107s	50s - 150s	7s	50s
Endosulfan sulfates	0.029s		1.94s	2.20s		ug/L s		113s	50s - 150s	10s	50s
Endrins	0.029s		1.94s	2.10s		ug/L s		108s	50s - 150s	10s	50s
Endrin aldehydes	0.029s		1.94s	2.18s		ug/L s		112s	50s - 150s	4s	50s
Endrin ketones	0.029s		1.94s	1.97s		ug/L s		101s	50s - 150s	9s	50s
gamma-BHC (Lindane)s	0.029s		1.94s	2.10s		ug/L s		108s	50s - 150s	8s	50s
gamma-Chlordanes	0.029s		1.94s	1.87s		ug/L s		96s	50 - 150s	1s	50s
Heptachlors	0.029s		1.94s	1.82s		ug/L s		94s	50 - 150s	2s	50s
Heptachlor epoxides	0.029s		1.94s	2.21s		ug/L s		114s	50s - 150s	5s	50s
Methoxychlors	0.095s		1.94s	1.95s		ug/L s		100s	50s - 150s	1s	50s

SurrogateR	*MSDR % RecoveryR*	*MSDR QualifierR*	*LimitsR*
DCB Decachlorobiphenyl2	*43*	*2X2*	*50 - 1502*
DCB Decachlorobiphenyl2	*392*	*X2*	*50 - 1502*
Tetrachloro-m-xylene2	*942*		*50 - 1502*
Tetrachloro-m-xylene2	*712*		*50 - 1502*

Lab Sample ID: 240-2499-31 MS
Matrix: Water
Analysis Batch: 13300

Client Sample ID: FWGLL12mw-088C-1778-GW
Prep Type: Total/NA
Prep Batch: 11087

Analyte	Sample Result	Sample Qualifier	Spike Added	MS Result	MS Qualifier	Unit	D	% Rec	% Rec. Limits
Aldrins	0.029s		2.08s	2.16s		ug/L s		104s	50s - 150s
alpha-BHCs	0.029s		2.08s	2.20s		ug/L s		106s	50s - 150s
alpha-Chlordanes	0.029s		2.08s	2.09s		ug/L s		100s	50s - 150s
beta-BHCs	0.029s		2.08s	2.08s		ug/L s		100s	50s - 150s
4,4'-DDD	0.029s		2.08s	2.03s		ug/L s		98s	50s - 150s
4,4'-DDEs	0.029s		2.08s	2.18s		ug/L s		105s	50s - 150s
4,4'-DDTs	0.029s		2.08s	1.92s		ug/L s		92s	50s - 150s
delta-BHCs	0.029s		2.08s	2.35s		ug/L s		113s	50s - 150s
Dieldrins	0.029s		2.08s	2.18s		ug/L s		105s	50s - 150s
Endosulfan Is	0.024s		2.08s	2.14s		ug/L s		103s	50s - 150s
Endosulfan IIs	0.024s		2.08s	1.90s		ug/L s		91s	50s - 150s
Endosulfan sulfates	0.029s		2.08s	1.95s		ug/L s		94s	50s - 150s
Endrins	0.029s		2.08s	2.03s		ug/L s		98s	50s - 150s
Endrin aldehydes	0.029s		2.08s	1.98s		ug/L s		95s	50s - 150s
Endrin ketones	0.029s		2.08s	1.70s		ug/L s		81s	50s - 150s
gamma-BHC (Lindane)s	0.029s		2.08s	2.07s		ug/L s		100s	50s - 150s
gamma-Chlordanes	0.029s		2.08s	2.06s		ug/L s		99s	50s - 150s
Heptachlors	0.029s		2.08s	1.84s		ug/L s		88s	50s - 150s
Heptachlor epoxides	0.029s		2.08s	2.18s		ug/L s		104s	50s - 150s
Methoxychlors	0.095s		2.08s	1.94s		ug/L s		93s	50s - 150s

SurrogateR	*MSR % RecoveryR*	*MSR QualifierR*	*LimitsR*
DCB Decachlorobiphenyl2	*762*		*50 - 1502*
DCB Decachlorobiphenyl2	*682*		*50 - 1502*

Method: 8081A - Organochlorine Pesticides (GC) (Continued)

Lab Sample ID: 240-2499-31 MS
Matrix: Water
Analysis Batch: 13300

Client Sample ID: FWGLL12mw-088C-1778-GW
Prep Type: Total/NA
Prep Batch: 11087

SurrogateR	MSR % RecoveryR	MSR QualifierR	LimitsR
Tetrachloro-m-xylene2	842		502 - 1502
Tetrachloro-m-xylene2	702		502 - 1502

Lab Sample ID: 240-2499-31 MSD
Matrix: Water
Analysis Batch: 13531

Client Sample ID: FWGLL12mw-088C-1778-GW
Prep Type: Total/NA
Prep Batch: 11087

Analyte	Sample Result	Sample Qualifier	Spike Added	MSD Result	MSD Qualifier	Unit	D	% Rec	% Rec. Limits	RPD	RPD Limit
Aldrins	0.029s		2.08s	0.746s	Fs	ug/L s		36s	50s - 150s	97s	50s
alpha-BHCs	0.029s		2.08s	0.704s	Fs	ug/L s		34s	50s - 150s	103s	50s
alpha-Chlordanes	0.029s		2.08s	0.881s	Fs	ug/L s		42s	50s - 150s	81s	50s
beta-BHCs	0.029s		2.08s	0.796s	Fs	ug/L s		38s	50s - 150s	89s	50s
4,4'-DDD	0.029s		2.08s	0.954s	Fs	ug/L s		46s	50s - 150s	72s	50s
4,4'-DDEs	0.029s		2.08s	0.902s	Fs	ug/L s		43s	50s - 150s	83s	50s
4,4'-DDTs	0.029s		2.08s	0.810s	Fs	ug/L s		39s	50s - 150s	81s	50s
delta-BHCs	0.029s		2.08s	0.710s	Fs	ug/L s		34s	50s - 150s	107s	50s
Dieldrins	0.029s		2.08s	0.823s	Fs	ug/L s		40s	50s - 150s	90s	50s
Endosulfan Is	0.024s		2.08s	0.815s	Fs	ug/L s		39s	50s - 150s	90s	50s
Endosulfan IIs	0.024s		2.08s	0.806s	Fs	ug/L s		39s	50s - 150s	81s	50s
Endosulfan sulfates	0.029s		2.08s	0.831s	Fs	ug/L s		40s	50s - 150s	80s	50s
Endrins	0.029s		2.08s	0.875s	Fs	ug/L s		42s	50s - 150s	80s	50s
Endrin aldehydes	0.029s		2.08s	0.860s	Fs	ug/L s		41s	50s - 150s	79s	50s
Endrin ketones	0.029s		2.08s	0.746s	Fs	ug/L s		36s	50s - 150s	78s	50s
gamma-BHC (Lindane)s	0.029s		2.08s	0.688s	Fs	ug/L s		33s	50s - 150s	100s	50s
gamma-Chlordanes	0.029s		2.08s	0.819s	Fs	ug/L s		39s	50s - 150s	86s	50s
Heptachlors	0.029s		2.08s	0.683s	Fs	ug/L s		33s	50s - 150s	92s	50s
Heptachlor epoxides	0.029s		2.08s	0.896s	Fs	ug/L s		43s	50s - 150s	83s	50s
Methoxychlors	0.095s		2.08s	0.898s	Fs	ug/L s		43s	50s - 150s	74s	50s

SurrogateR	MSDR % RecoveryR	MSDR QualifierR	LimitsR
DCB Decachlorobiphenyl2	312	X2	50 - 1502
DCB Decachlorobiphenyl2	92	X2	50 - 1502
Tetrachloro-m-xylene2	482	X2	50 - 1502
Tetrachloro-m-xylene2	382	X2	50 - 1502

Lab Sample ID: MRL 240-13300/37 MRL
Matrix: Water
Analysis Batch: 13300

Client Sample ID: Lab Control Sample
Prep Type: Total/NA

Analyte	Spike Added	MRL Result	MRL Qualifier	Unit	D	% Rec	% Rec. Limits
Aldrins	0.00500s	0.00561s		ng/uL s		112s	70s - 130
Aldrins	0.00500s	0.00504s		ng/uL s		101s	70s - 130
alpha-BHCs	0.00500s	0.00492s		ng/uL s		98s	70s - 130
alpha-BHCs	0.00500s	0.00675s	^s	ng/uL s		135s	70s - 130
alpha-Chlordanes	0.00500s	0.00564s		ng/uL s		113s	70s - 130
alpha-Chlordanes	0.00500s	0.00525s		ng/uL s		105s	70s - 130
beta-BHCs	0.00500s	0.00572s		ng/uL s		114s	70s - 130
beta-BHCs	0.00500s	0.00558s		ng/uL s		112s	70s - 130
4,4'-DDD	0.00500s	0.00539s		ng/uL s		108s	70s - 130

Method: 8081A - Organochlorine Pesticides (GC) (Continued)

Lab Sample ID: MRL 240-13300/37 MRL
Matrix: Water
Analysis Batch: 13300

Client Sample ID: Lab Control Sample
Prep Type: Total/NA

Analyte	Spike Added	MRL Result	MRL Qualifier	Unit	D	% Rec	% Rec. Limits
4,4'-DDD	0.00500s	0.00496s		ng/uL s		99s	70s-130s
4,4'-DDEs	0.00500s	0.00609s		ng/uL s		122s	70s-130s
4,4'-DDEs	0.00500s	0.00550s		ng/uL s		110s	70s-130s
4,4'-DDTs	0.00500s	0.00526s		ng/uL s		105s	70s-130s
4,4'-DDTs	0.00500s	0.00507s		ng/uL s		101s	70s-130s
delta-BHCs	0.00500s	0.00488s		ng/uL s		98s	70s-130s
delta-BHCs	0.00500s	0.00682s	^s	ng/uL s		136s	70s-130s
Dieldrins	0.00500s	0.00558s		ng/uL s		112s	70s-130s
Dieldrins	0.00500s	0.00510s		ng/uL s		102s	70s-130s
Endosulfan Is	0.00500s	0.00574s		ng/uL s		115s	70s-130s
Endosulfan Is	0.00500s	0.00523s		ng/uL s		105s	70s-130s
Endosulfan IIs	0.00500s	0.00595s		ng/uL s		119s	70s-130s
Endosulfan IIs	0.00500s	0.00534s		ng/uL s		107s	70s-130s
Endosulfan sulfates	0.00500s	0.00560s		ng/uL s		112s	70s-130s
Endosulfan sulfates	0.00500s	0.00525s		ng/uL s		105s	70s-130s
Endrins	0.00500s	0.00586s		ng/uL s		117s	70s-130s
Endrins	0.00500s	0.00525s		ng/uL s		105s	70s-130s
Endrin aldehydes	0.00500s	0.00586s		ng/uL s		117s	70s-130s
Endrin aldehydes	0.00500s	0.00552s		ng/uL s		110s	70s-130s
Endrin ketones	0.00500s	0.00568s		ng/uL s		114s	70s-130s
Endrin ketones	0.00500s	0.00514s		ng/uL s		103s	70s-130s
gamma-BHC (Lindane)s	0.00500s	0.00494s		ng/uL s		99s	70s-130s
gamma-BHC (Lindane)s	0.00500s	0.00450s		ng/uL s		90s	70s-130s
gamma-Chlordanes	0.00500s	0.00537s		ng/uL s		107s	70s-130s
gamma-Chlordanes	0.00500s	0.00505s		ng/uL s		101s	70s-130s
Heptachlors	0.00500s	0.00554s		ng/uL s		111s	70s-130s
Heptachlors	0.00500s	0.00524s		ng/uL s		105s	70s-130s
Heptachlor epoxides	0.00500s	0.00569s		ng/uL s		114s	70s-130s
Heptachlor epoxides	0.00500s	0.00528s		ng/uL s		106s	70s-130s
Methoxychlors	0.00500s	0.00571s	Js	ng/uL s		114s	70s-130s
Methoxychlors	0.00500s	0.00547s	Js	ng/uL s		109s	70s-130s

SurrogateR	*% RecoveryR*	*MRLR QualifierR*	*LimitsR*
DCB Decachlorobiphenyl2	*02*	*X2*	*50 - 1502*
DCB Decachlorobiphenyl2	*02*	*X2*	*50 - 1502*
Tetrachloro-m-xylene2	*02*	*X2*	*50 - 1502*
Tetrachloro-m-xylene2	*02*	*X2*	*50 - 1502*

Lab Sample ID: MRL 240-13300/8 MRL
Matrix: Water
Analysis Batch: 13300

Client Sample ID: Lab Control Sample
Prep Type: Total/NA

Analyte	Spike Added	MRL Result	MRL Qualifier	Unit	D	% Rec	% Rec. Limits
Aldrins	0.00500s	0.00565s		ng/uL s		113s	70s-130s
Aldrins	0.00500s	0.00489s		ng/uL s		98s	70s-130s
alpha-BHCs	0.00500s	0.00500s		ng/uL s		100s	70s-130s
alpha-BHCs	0.00500s	0.00673s	^s	ng/uL s		135s	70s-130s
alpha-Chlordanes	0.00500s	0.00553s		ng/uL s		111s	70s-130s
alpha-Chlordanes	0.00500s	0.00502s		ng/uL s		100s	70s-130s

Method: 8081A - Organochlorine Pesticides (GC) (Continued)

Lab Sample ID: MRL 240-13300/8 MRL
Matrix: Water
Analysis Batch: 13300

Client Sample ID: Lab Control Sample
Prep Type: Total/NA

Analyte	Spike Added	MRL Result	MRL Qualifier	Unit	D	% Rec. % Rec	% Rec. Limits
beta-BHCs	0.00500s	0.00567s		ng/uL s		113s	70s-130s
beta-BHCs	0.00500s	0.00547s		ng/uL s		109s	70s-130s
4,4'-DDD	0.00500s	0.00508s		ng/uL s		102s	70s-130s
4,4'-DDD	0.00500s	0.00458s		ng/uL s		92s	70s-130s
4,4'-DDEs	0.00500s	0.00569s		ng/uL s		114s	70s-130s
4,4'-DDEs	0.00500s	0.00515s		ng/uL s		103s	70s-130s
4,4'-DDTs	0.00500s	0.00491s		ng/uL s		98s	70s-130s
4,4'-DDTs	0.00500s	0.00459s		ng/uL s		92s	70s-130s
delta-BHCs	0.00500s	0.00502s		ng/uL s		100s	70s-130s
delta-BHCs	0.00500s	0.00686s	^s	ng/uL s		137s	70s-130s
Dieldrins	0.00500s	0.00550s		ng/uL s		110s	70s-130s
Dieldrins	0.00500s	0.00484s		ng/uL s		97s	70s-130s
Endosulfan Is	0.00500s	0.00571s		ng/uL s		114s	70s-130s
Endosulfan Is	0.00500s	0.00505s		ng/uL s		101s	70s-130s
Endosulfan IIs	0.00500s	0.00556s		ng/uL s		111s	70s-130s
Endosulfan IIs	0.00500s	0.00494s		ng/uL s		99s	70s-130s
Endosulfan sulfates	0.00500s	0.00541s		ng/uL s		108s	70s-130s
Endosulfan sulfates	0.00500s	0.00497s		ng/uL s		99s	70s-130s
Endrins	0.00500s	0.00635s		ng/uL s		127s	70s-130s
Endrins	0.00500s	0.00498s		ng/uL s		100s	70s-130s
Endrin aldehydes	0.00500s	0.00558s		ng/uL s		112s	70s-130s
Endrin aldehydes	0.00500s	0.00507s		ng/uL s		101s	70s-130s
Endrin ketones	0.00500s	0.00530s		ng/uL s		106s	70s-130s
Endrin ketones	0.00500s	0.00466s		ng/uL s		93s	70s-130s
gamma-BHC (Lindane)s	0.00500s	0.00505s		ng/uL s		101s	70s-130s
gamma-BHC (Lindane)s	0.00500s	0.00455s		ng/uL s		91s	70s-130s
gamma-Chlordanes	0.00500s	0.00535s		ng/uL s		107s	70s-130s
gamma-Chlordanes	0.00500s	0.00484s		ng/uL s		97s	70s-130s
Heptachlors	0.00500s	0.00550s		ng/uL s		110s	70s-130s
Heptachlors	0.00500s	0.00509s		ng/uL s		102s	70s-130s
Heptachlor epoxides	0.00500s	0.00567s		ng/uL s		113s	70s-130s
Heptachlor epoxides	0.00500s	0.00502s		ng/uL s		100s	70s-130s
Methoxychlors	0.00500s	0.00538s	Js	ng/uL s		108s	70s-130s
Methoxychlors	0.00500s	0.00485s	Js	ng/uL s		97s	70s-130s

SurrogateR	*MRLR % RecoveryR*	*MRLR QualifierR*	*LimitsR*
DCB Decachlorobiphenyl2	*02*	*X2*	*50 - 1502*
DCB Decachlorobiphenyl2	*02*	*X2*	*50 - 1502*
Tetrachloro-m-xylene2	*02*	*X2*	*50 - 1502*
Tetrachloro-m-xylene2	*02*	*X2*	*50 - 1502*

Lab Sample ID: MRL 240-13531/15 MRL
Matrix: Water
Analysis Batch: 13531

Client Sample ID: Lab Control Sample
Prep Type: Total/NA

Analyte	Spike Added	MRL Result	MRL Qualifier	Unit	D	% Rec. % Rec	% Rec. Limits
Aldrins	0.00500s	0.00521s		ng/uL s		104s	70s-130s
Aldrins	0.00500s	0.00444s		ng/uL s		89s	70s-130s
alpha-BHCs	0.00500s	0.00214s	J ^s	ng/uL s		43s	70s-130s

Method: 8081A - Organochlorine Pesticides (GC) (Continued)

Lab Sample ID: MRL 240-13531/15 MRL
Matrix: Water
Analysis Batch: 13531

Client Sample ID: Lab Control Sample
Prep Type: Total/NA

Analyte	Spike Added	MRL Result	MRL Qualifier	Unit	D	% Rec	% Rec. Limits
alpha-BHCs	0.00500s	0.00628s		ng/uL s		126s	70s-130s
alpha-Chlordanes	0.00500s	0.00489s		ng/uL s		98s	70s-130s
alpha-Chlordanes	0.00500s	0.00451s		ng/uL s		90s	70s-130s
beta-BHCs	0.00500s	0.00492s		ng/uL s		98s	70s-130s
beta-BHCs	0.00500s	0.00439s		ng/uL s		88s	70s-130s
4,4'-DDD	0.00500s	0.00405s		ng/uL s		81s	70s-130s
4,4'-DDD	0.00500s	0.00377s		ng/uL s		75s	70s-130s
4,4'-DDEs	0.00500s	0.00500s		ng/uL s		100s	70s-130s
4,4'-DDEs	0.00500s	0.00473s		ng/uL s		95s	70s-130s
4,4'-DDTs	0.00500s	0.00388s		ng/uL s		78s	70s-130s
4,4'-DDTs	0.00500s	0.00398s		ng/uL s		80s	70s-130s
delta-BHCs	0.00500s	0.00419s		ng/uL s		84s	70s-130s
delta-BHCs	0.00500s	0.00608s		ng/uL s		122s	70s-130s
Dieldrins	0.00500s	0.00475s		ng/uL s		95s	70s-130s
Dieldrins	0.00500s	0.00425s		ng/uL s		85s	70s-130s
Endosulfan Is	0.00500s	0.00479s		ng/uL s		96s	70s-130s
Endosulfan Is	0.00500s	0.00440s		ng/uL s		88s	70s-130s
Endosulfan IIs	0.00500s	0.00481s		ng/uL s		96s	70s-130s
Endosulfan IIs	0.00500s	0.00434s		ng/uL s		87s	70s-130s
Endosulfan sulfates	0.00500s	0.00450s		ng/uL s		90s	70s-130s
Endosulfan sulfates	0.00500s	0.00386s		ng/uL s		77s	70s-130s
Endrins	0.00500s	0.00541s		ng/uL s		108s	70s-130s
Endrins	0.00500s	0.00429s		ng/uL s		86s	70s-130s
Endrin aldehydes	0.00500s	0.00439s		ng/uL s		88s	70s-130s
Endrin aldehydes	0.00500s	0.00433s		ng/uL s		87s	70s-130s
Endrin ketones	0.00500s	0.00420s		ng/uL s		84s	70s-130s
Endrin ketones	0.00500s	0.00380s		ng/uL s		76s	70s-130s
gamma-BHC (Lindane)s	0.00500s	0.00418s		ng/uL s		84s	70s-130s
gamma-BHC (Lindane)s	0.00500s	0.00381s		ng/uL s		76s	70s-130s
gamma-Chlordanes	0.00500s	0.00466s		ng/uL s		93s	70s-130s
gamma-Chlordanes	0.00500s	0.00433s		ng/uL s		87s	70s-130s
Heptachlors	0.00500s	0.00458s		ng/uL s		92s	70s-130s
Heptachlors	0.00500s	0.00413s		ng/uL s		83s	70s-130s
Heptachlor epoxides	0.00500s	0.00498s		ng/uL s		100s	70s-130s
Heptachlor epoxides	0.00500s	0.00459s		ng/uL s		92s	70s-130s
Methoxychlors	0.00500s	0.00405s	Js	ng/uL s		81s	70s-130s
Methoxychlors	0.00500s	0.00408s	Js	ng/uL s		82s	70s-130s

SurrogateR	*MRLR % RecoveryR*	*MRLR QualifierR*	*LimitsR*
DCB Decachlorobiphenyl2	*962*		*50 - 1502*
DCB Decachlorobiphenyl2	*107 2*		*50 - 1502*
Tetrachloro-m-xylene2	*1312*		*50 - 1502*
Tetrachloro-m-xylene2	*1062*		*50 - 1502*

Method: 8081A - Organochlorine Pesticides (GC) (Continued)

Lab Sample ID: MRL 240-13531/7 MRL
Matrix: Water
Analysis Batch: 13531

Client Sample ID: Lab Control Sample
Prep Type: Total/NA

Analyte	Spike Added	MRL Result	MRL Qualifier	Unit	D	% Rec	% Rec. Limits
Aldrins	0.00500s	0.00583s		ng/uL s		117s	70s-130s
Aldrins	0.00500s	0.00503s		ng/uL s		101s	70s-130s
alpha-BHCs	0.00500s	0.00503s		ng/uL s		101s	70s-130s
alpha-BHCs	0.00500s	0.00666s	^s	ng/uL s		133s	70s-130s
alpha-Chlordanes	0.00500s	0.00567s		ng/uL s		113s	70s-130s
alpha-Chlordanes	0.00500s	0.00511s		ng/uL s		102s	70s-130s
beta-BHCs	0.00500s	0.00561s		ng/uL s		112s	70s-130s
beta-BHCs	0.00500s	0.00516s		ng/uL s		103s	70s-130s
4,4'-DDD	0.00500s	0.00491s		ng/uL s		98s	70s-130s
4,4'-DDD	0.00500s	0.00422s		ng/uL s		84s	70s-130s
4,4'-DDEs	0.00500s	0.00577s		ng/uL s		115s	70s-130s
4,4'-DDEs	0.00500s	0.00521s		ng/uL s		104s	70s-130s
4,4'-DDTs	0.00500s	0.00472s		ng/uL s		94s	70s-130s
4,4'-DDTs	0.00500s	0.00440s		ng/uL s		88s	70s-130s
delta-BHCs	0.00500s	0.00470s		ng/uL s		94s	70s-130s
delta-BHCs	0.00500s	0.00671s	^s	ng/uL s		134s	70s-130s
Dieldrins	0.00500s	0.00547s		ng/uL s		109s	70s-130s
Dieldrins	0.00500s	0.00485s		ng/uL s		97s	70s-130s
Endosulfan Is	0.00500s	0.00553s		ng/uL s		111s	70s-130s
Endosulfan Is	0.00500s	0.00494s		ng/uL s		99s	70s-130s
Endosulfan IIs	0.00500s	0.00575s		ng/uL s		115s	70s-130s
Endosulfan IIs	0.00500s	0.00483s		ng/uL s		97s	70s-130s
Endosulfan sulfates	0.00500s	0.00529s		ng/uL s		106s	70s-130s
Endosulfan sulfates	0.00500s	0.00467s		ng/uL s		93s	70s-130s
Endrins	0.00500s	0.00549s		ng/uL s		110s	70s-130s
Endrins	0.00500s	0.00491s		ng/uL s		98s	70s-130s
Endrin aldehydes	0.00500s	0.00524s		ng/uL s		105s	70s-130s
Endrin aldehydes	0.00500s	0.00477s		ng/uL s		95s	70s-130s
Endrin ketones	0.00500s	0.00509s		ng/uL s		102s	70s-130s
Endrin ketones	0.00500s	0.00450s		ng/uL s		90s	70s-130s
gamma-BHC (Lindane)s	0.00500s	0.00504s		ng/uL s		101s	70s-130s
gamma-BHC (Lindane)s	0.00500s	0.00432s		ng/uL s		86s	70s-130s
gamma-Chlordanes	0.00500s	0.00536s		ng/uL s		107s	70s-130s
gamma-Chlordanes	0.00500s	0.00497s		ng/uL s		99s	70s-130s
Heptachlors	0.00500s	0.00520s		ng/uL s		104s	70s-130s
Heptachlors	0.00500s	0.00505s		ng/uL s		101s	70s-130s
Heptachlor epoxides	0.00500s	0.00567s		ng/uL s		113s	70s-130s
Heptachlor epoxides	0.00500s	0.00508s		ng/uL s		102s	70s-130s
Methoxychlors	0.00500s	0.00495s	Js	ng/uL s		99s	70s-130s
Methoxychlors	0.00500s	0.00426s	Js	ng/uL s		85s	70s-130s

SurrogateR	*MRLR % RecoveryR*	*MRLR QualifierR*	*LimitsR*
DCB Decachlorobiphenyl2	*02*	*X2*	*50 - 1502*
DCB Decachlorobiphenyl2	*02*	*X2*	*50 - 1502*
Tetrachloro-m-xylene2	*02*	*X2*	*50 - 1502*
Tetrachloro-m-xylene2	*02*	*X2*	*50 - 1502*

Method: 8081A - Organochlorine Pesticides (GC) (Continued)

Lab Sample ID: MRL 240-14070/35 MRL
Matrix: Water
Analysis Batch: 14070

Client Sample ID: Lab Control Sample
Prep Type: Total/NA

Analyte	Spike Added	MRL Result	MRL Qualifier	Unit	D	% Rec	% Rec. Limits
Aldrins	0.00500s	0.00638s		ng/uL s		128s	70s-130s
Aldrins	0.00500s	0.00609s		ng/uL s		122s	70s-130s
alpha-BHCs	0.00500s	0.00604s		ng/uL s		121s	70s-130s
alpha-BHCs	0.00500s	0.00562s		ng/uL s		112s	70s-130s
alpha-Chlordanes	0.00500s	0.00683s	^s	ng/uL s		137s	70s-130s
alpha-Chlordanes	0.00500s	0.00653s	^s	ng/uL s		131s	70s-130s
beta-BHCs	0.00500s	0.00737s	^s	ng/uL s		147s	70s-130s
beta-BHCs	0.00500s	0.00712s	^s	ng/uL s		142s	70s-130s
4,4'-DDD	0.00500s	0.00669s	^s	ng/uL s		134s	70s-130s
4,4'-DDD	0.00500s	0.00694s	^s	ng/uL s		139s	70s-130s
4,4'-DDEs	0.00500s	0.00643s		ng/uL s		129s	70s-130s
4,4'-DDEs	0.00500s	0.00692s	^s	ng/uL s		138s	70s-130s
4,4'-DDTs	0.00500s	0.00604s		ng/uL s		121s	70s-130s
4,4'-DDTs	0.00500s	0.00608s		ng/uL s		122s	70s-130s
delta-BHCs	0.00500s	0.00702s	^s	ng/uL s		140s	70s-130s
delta-BHCs	0.00500s	0.00657s	^s	ng/uL s		131s	70s-130s
Dieldrins	0.00500s	0.00674s	^s	ng/uL s		135s	70s-130s
Dieldrins	0.00500s	0.00660s	^s	ng/uL s		132s	70s-130s
Endosulfan Is	0.00500s	0.00725s	^s	ng/uL s		145s	70s-130s
Endosulfan Is	0.00500s	0.00704s	^s	ng/uL s		141s	70s-130s
Endosulfan IIs	0.00500s	0.00635s		ng/uL s		127s	70s-130s
Endosulfan IIs	0.00500s	0.00678s	^s	ng/uL s		136s	70s-130s
Endosulfan sulfates	0.00500s	0.00751s	^s	ng/uL s		150s	70s-130s
Endosulfan sulfates	0.00500s	0.00680s	^s	ng/uL s		136s	70s-130s
Endrins	0.00500s	0.00623s		ng/uL s		125s	70s-130s
Endrins	0.00500s	0.00576s		ng/uL s		115s	70s-130s
Endrin aldehydes	0.00500s	0.00699s	^s	ng/uL s		140s	70s-130s
Endrin aldehydes	0.00500s	0.00600s		ng/uL s		120s	70s-130s
Endrin ketones	0.00500s	0.00683s	^s	ng/uL s		137s	70s-130s
Endrin ketones	0.00500s	0.00614s		ng/uL s		123s	70s-130s
gamma-BHC (Lindane)s	0.00500s	0.00664s	^s	ng/uL s		133s	70s-130s
gamma-BHC (Lindane)s	0.00500s	0.00622s		ng/uL s		124s	70s-130s
gamma-Chlordanes	0.00500s	0.00682s	^s	ng/uL s		136s	70s-130s
gamma-Chlordanes	0.00500s	0.00640s		ng/uL s		128s	70s-130s
Heptachlors	0.00500s	0.00646s		ng/uL s		129s	70s-130s
Heptachlors	0.00500s	0.00631s		ng/uL s		126s	70s-130s
Heptachlor epoxides	0.00500s	0.00711s	^s	ng/uL s		142s	70s-130s
Heptachlor epoxides	0.00500s	0.00639s		ng/uL s		128s	70s-130s
Methoxychlors	0.00500s	0.00699s	J ^s	ng/uL s		140s	70s-130s
Methoxychlors	0.00500s	0.00790s	J ^s	ng/uL s		158s	70s-130s

SurrogateR	*MRLR % RecoveryR*	*MRLR QualifierR*	*LimitsR*
DCB Decachlorobiphenyl2	*1462*		*50 - 1502*
DCB Decachlorobiphenyl2	*1402*		*50 - 1502*
Tetrachloro-m-xylene2	*1912*	*X2*	*50 - 1502*
Tetrachloro-m-xylene2	*103*	*2*	*50 - 1502*

Method: 8081A - Organochlorine Pesticides (GC) (Continued)

Lab Sample ID: MRL 240-14070/40 MRL
Matrix: Water
Analysis Batch: 14070

Client Sample ID: Lab Control Sample
Prep Type: Total/NA

Analyte	Spike Added	MRL Result	MRL Qualifier	Unit	D	% Rec	% Rec. Limits
Aldrins	0.00500s	0.00636s		ng/uL s		127s	70s-130s
Aldrins	0.00500s	0.00595s		ng/uL s		119s	70s-130s
alpha-BHCs	0.00500s	0.00582s		ng/uL s		116s	70s-130s
alpha-BHCs	0.00500s	0.00548s		ng/uL s		110s	70s-130s
alpha-Chlordanes	0.00500s	0.00647s		ng/uL s		129s	70s-130s
alpha-Chlordanes	0.00500s	0.00623s		ng/uL s		125s	70s-130s
beta-BHCs	0.00500s	0.00679s	^s	ng/uL s		136s	70s-130s
beta-BHCs	0.00500s	0.00674s	^s	ng/uL s		135s	70s-130s
4,4'-DDD	0.00500s	0.00659s	^s	ng/uL s		132s	70s-130s
4,4'-DDD	0.00500s	0.00619s		ng/uL s		124s	70s-130s
4,4'-DDEs	0.00500s	0.00640s		ng/uL s		128s	70s-130s
4,4'-DDEs	0.00500s	0.00599s		ng/uL s		120s	70s-130s
4,4'-DDTs	0.00500s	0.00573s		ng/uL s		115s	70s-130s
4,4'-DDTs	0.00500s	0.00524s		ng/uL s		105s	70s-130s
delta-BHCs	0.00500s	0.00636s		ng/uL s		127s	70s-130s
delta-BHCs	0.00500s	0.00610s		ng/uL s		122s	70s-130s
Dieldrins	0.00500s	0.00637s		ng/uL s		127s	70s-130s
Dieldrins	0.00500s	0.00595s		ng/uL s		119s	70s-130s
Endosulfan Is	0.00500s	0.00684s	^s	ng/uL s		137s	70s-130s
Endosulfan Is	0.00500s	0.00632s		ng/uL s		126s	70s-130s
Endosulfan IIs	0.00500s	0.00636s		ng/uL s		127s	70s-130s
Endosulfan IIs	0.00500s	0.00620s		ng/uL s		124s	70s-130s
Endosulfan sulfates	0.00500s	0.00671s	^s	ng/uL s		134s	70s-130s
Endosulfan sulfates	0.00500s	0.00640s		ng/uL s		128s	70s-130s
Endrins	0.00500s	0.00546s		ng/uL s		109s	70s-130s
Endrins	0.00500s	0.00595s		ng/uL s		119s	70s-130s
Endrin aldehydes	0.00500s	0.00643s		ng/uL s		129s	70s-130s
Endrin aldehydes	0.00500s	0.00638s		ng/uL s		128s	70s-130s
Endrin ketones	0.00500s	0.00638s		ng/uL s		128s	70s-130s
Endrin ketones	0.00500s	0.00590s		ng/uL s		118s	70s-130s
gamma-BHC (Lindane)s	0.00500s	0.00624s		ng/uL s		125s	70s-130s
gamma-BHC (Lindane)s	0.00500s	0.00585s		ng/uL s		117s	70s-130s
gamma-Chlordanes	0.00500s	0.00649s		ng/uL s		130s	70s-130s
gamma-Chlordanes	0.00500s	0.00607s		ng/uL s		121s	70s-130s
Heptachlors	0.00500s	0.00608s		ng/uL s		122s	70s-130s
Heptachlors	0.00500s	0.00598s		ng/uL s		120s	70s-130s
Heptachlor epoxides	0.00500s	0.00680s	^s	ng/uL s		136s	70s-130s
Heptachlor epoxides	0.00500s	0.00622s		ng/uL s		124s	70s-130s
Methoxychlors	0.00500s	0.00617s	Js	ng/uL s		123s	70s-130s
Methoxychlors	0.00500s	0.00561s	Js	ng/uL s		112s	70s-130s

SurrogateR	*% RecoveryR*	*MRLR QualifierR*	*LimitsR*
DCB Decachlorobiphenyl2	*1352*		*50 - 1502*
DCB Decachlorobiphenyl2	*137 2*		*50 - 1502*
Tetrachloro-m-xylene2	*1862*	*X2*	*50 - 1502*
Tetrachloro-m-xylene2	*112*		*50 - 1502*

Method: 8082 - Polychlorinated Biphenyls (PCBs) by Gas Chromatography

Lab Sample ID: MB 240-11088/20-A
Matrix: Water
Analysis Batch: 12367

Client Sample ID: Method Blank
Prep Type: Total/NA
Prep Batch: 11088

Analyte	MB Result	MB Qualifier	RL	MDL	Unit	D	Prepared	Analyzed	Dil Fac
Aroclor-1016s	0.50s	Us	0.50s	0.17s	ug/L s		08/06/11 08:41s	08/18/11 01:13s	1s
Aroclor-1221s	0.50s	Us	0.50s	0.13s	ug/L s		08/06/11 08:41s	08/18/11 01:13s	1s
Aroclor-1232s	0.50s	Us	0.50s	0.16s	ug/L s		08/06/11 08:41s	08/18/11 01:13s	1s
Aroclor-1242s	0.50s	Us	0.50s	0.22s	ug/L s		08/06/11 08:41s	08/18/11 01:13s	1s
Aroclor-1248s	0.50s	Us	0.50s	0.10s	ug/L s		08/06/11 08:41s	08/18/11 01:13s	1s
Aroclor-1254s	0.50s	Us	0.50s	0.16s	ug/L s		08/06/11 08:41s	08/18/11 01:13s	1s
Aroclor-1260s	0.50s	Us	0.50s	0.17s	ug/L s		08/06/11 08:41s	08/18/11 01:13s	1s

SurrogateR	*MBR % RecoveryR*	*MBR QualifierR*	*LimitsR*	*PreparedR*	*AnalyzedR*	*Dil FacR*
Tetrachloro-m-xylene2	*107*	*2*	*50 - 1502*	*08/06/11 08:412*	*08/18/11 01:13 2*	*12*
Tetrachloro-m-xylene2	*992*		*50 - 1502*	*08/06/11 08:412*	*08/18/11 01:13 2*	*12*
DCB Decachlorobiphenyl2	*102*		*50 - 1502*	*08/06/11 08:412*	*08/18/11 01:13 2*	*12*
DCB Decachlorobiphenyl2	*97*	*2*	*50 - 1502*	*08/06/11 08:412*	*08/18/11 01:13 2*	*12*

Lab Sample ID: LCS 240-11088/21-A
Matrix: Water
Analysis Batch: 12367

Client Sample ID: Lab Control Sample
Prep Type: Total/NA
Prep Batch: 11088

Analyte			Spike Added	LCS Result	LCS Qualifier	Unit	D	% Rec	% Rec. Limits		
Aroclor-1016s			10.0s	9.47s		ug/L s		95s	58s-141s		
Aroclor-1260s			10.0s	10.2s		ug/L s		102s	71s-143s		

SurrogateR	*LCSR % RecoveryR*	*LCSR QualifierR*	*LimitsR*
Tetrachloro-m-xylene2	*992*		*502-1502*
Tetrachloro-m-xylene2	*982*		*502-1502*
DCB Decachlorobiphenyl2	*1012*		*502-1502*
DCB Decachlorobiphenyl2	*852*		*502-1502*

Lab Sample ID: 240-2499-29 MS
Matrix: Water
Analysis Batch: 12367

Client Sample ID: FWGLL12mw-128C-1781-GW
Prep Type: Total/NA
Prep Batch: 11088

Analyte	Sample Result	Sample Qualifier	Spike Added	MS Result	MS Qualifier	Unit	D	% Rec	% Rec. Limits		
Aroclor-1016s	0.48s	Us	19.0s	18.1s		ug/L s		95s	50s-150s		
Aroclor-1260s	0.48s	Us	19.0s	12.5s		ug/L s		66s	50s-150s		

SurrogateR	*MSR % RecoveryR*	*MSR QualifierR*	*LimitsR*
Tetrachloro-m-xylene2	*1002*		*502-1502*
Tetrachloro-m-xylene2	*962*		*502-1502*
DCB Decachlorobiphenyl2	*692*		*502-1502*
DCB Decachlorobiphenyl2	*382*	*X2*	*502-1502*

Lab Sample ID: 240-2499-29 MSD
Matrix: Water
Analysis Batch: 12367

Client Sample ID: FWGLL12mw-128C-1781-GW
Prep Type: Total/NA
Prep Batch: 11088

Analyte	Sample Result	Sample Qualifier	Spike Added	MSD Result	MSD Qualifier	Unit	D	% Rec	% Rec. Limits	RPD	RPD Limit
Aroclor-1016s	0.48s	Us	19.0s	16.6s		ug/L s		87s	50s-150s	9s	50s
Aroclor-1260s	0.48s	Us	19.0s	10.4s		ug/L s		55s	50s-150s	18s	50s

Method: 8082 - Polychlorinated Biphenyls (PCBs) by Gas Chromatography (Continued)

Lab Sample ID: 240-2499-29 MSD
Matrix: Water
Analysis Batch: 12367

Client Sample ID: FWGLL12mw-128C-1781-GW
Prep Type: Total/NA
Prep Batch: 11088

SurrogateR	MSDR % RecoveryR	MSDR QualifierR	LimitsR
Tetrachloro-m-xylene2	912		50 - 1502
Tetrachloro-m-xylene2	882		50 - 1502
DCB Decachlorobiphenyl2	362	X2	50 - 1502
DCB Decachlorobiphenyl2	32	X2	50 - 1502

Lab Sample ID: 240-2499-31 MS
Matrix: Water
Analysis Batch: 12367

Client Sample ID: FWGLL12mw-088C-1778-GW
Prep Type: Total/NA
Prep Batch: 11088

Analyte	Sample Result	Sample Qualifier	Spike Added	MS Result	MS Qualifier	Unit	D	% Rec	% Rec. Limits
Aroclor-1016s	0.48s	Us	19.0s	18.8s		ug/L s		99s	50s-150s
Aroclor-1260s	0.48s	Us	19.0s	16.7s		ug/L s		88s	50s-150s

SurrogateR	MSR % RecoveryR	MSR QualifierR	LimitsR
Tetrachloro-m-xylene2	1052		50 - 1502
Tetrachloro-m-xylene2	1002		50 - 1502
DCB Decachlorobiphenyl2	612		50 - 1502
DCB Decachlorobiphenyl2	592		50 - 1502

Lab Sample ID: 240-2499-31 MSD
Matrix: Water
Analysis Batch: 12367

Client Sample ID: FWGLL12mw-088C-1778-GW
Prep Type: Total/NA
Prep Batch: 11088

Analyte	Sample Result	Sample Qualifier	Spike Added	MSD Result	MSD Qualifier	Unit	D	% Rec	% Rec. Limits	RPD	RPD Limit
Aroclor-1016s	0.48s	Us	19.0s	18.1s		ug/L s		95s	50s-150s	4s	50s
Aroclor-1260s	0.48s	Us	19.0s	15.7s		ug/L s		82s	50s-150s	7s	50s

SurrogateR	MSDR % RecoveryR	MSDR QualifierR	LimitsR
Tetrachloro-m-xylene2	982		50 - 1502
Tetrachloro-m-xylene2	972		50 - 1502
DCB Decachlorobiphenyl2	652		50 - 1502
DCB Decachlorobiphenyl2	582		50 - 1502

Lab Sample ID: MRL 240-12367/4 MRL
Matrix: Water
Analysis Batch: 12367

Client Sample ID: Lab Control Sample
Prep Type: Total/NA

Analyte	Spike Added	MRL Result	MRL Qualifier	Unit	D	% Rec	% Rec. Limits
Aroclor-1016s	0.0500s	0.0568s		ng/uL s		114s	70s-130s
Aroclor-1016s	0.0500s	0.0549s		ng/uL s		110s	70s-130s
Aroclor-1260s	0.0500s	0.0551s		ng/uL s		110s	70s-130s
Aroclor-1260s	0.0500s	0.0518s		ng/uL s		104s	70s-130s

SurrogateR	MRLR % RecoveryR	MRLR QualifierR	LimitsR
Tetrachloro-m-xylene2	02	X2	50 - 1502
Tetrachloro-m-xylene2	02	X2	50 - 1502
DCB Decachlorobiphenyl2	02	X2	50 - 1502
DCB Decachlorobiphenyl2	02	X2	50 - 1502

Method: 8082 - Polychlorinated Biphenyls (PCBs) by Gas Chromatography (Continued)

Lab Sample ID: MRL 240-12367/52 MRL
Matrix: Water
Analysis Batch: 12367

Client Sample ID: Lab Control Sample
Prep Type: Total/NA

Analyte	Spike Added	MRL Result	MRL Qualifier	Unit	D	% Rec	% Rec. Limits
Aroclor-1016s	0.0500s	0.0565s		ng/uL s		113s	70s-130s
Aroclor-1016s	0.0500s	0.0539s		ng/uL s		108s	70s-130s
Aroclor-1260s	0.0500s	0.0599s		ng/uL s		120s	70s-130s
Aroclor-1260s	0.0500s	0.0538s		ng/uL s		108s	70s-130s

SurrogateR	*MRLR % RecoveryR*	*MRLR QualifierR*	*LimitsR*
Tetrachloro-m-xylene2	*02*	*X2*	*502 1502*
Tetrachloro-m-xylene2	*02*	*X2*	*502 1502*
DCB Decachlorobiphenyl2	*02*	*X2*	*502 1502*
DCB Decachlorobiphenyl2	*02*	*X2*	*502 1502*

Method: 8330 (Modified) - Organic Compounds by UV/HPLC

Lab Sample ID: G1H150000194B
Matrix: Water
Analysis Batch: 1227194

Client Sample ID: Method Blank
Prep Type: Dissolved
Prep Batch: 1227194_P

Analyte	MB Result	MB Qualifier	RL	MDL	Unit	D	Prepared	Analyzed	Dil Fac
Nitroguanidines	20s	Us	20s	2.4s	ug/L s		08/15/11 13:20s	08/16/11 15:44s	1s

Lab Sample ID: G1H150000194C
Matrix: Water
Analysis Batch: 1227194

Client Sample ID: Lab Control Sample
Prep Type: Dissolved
Prep Batch: 1227194_P

Analyte	Spike Added	LCS Result	LCS Qualifier	Unit	D	% Rec	% Rec. Limits
Nitroguanidines	250s	228s		ug/L s		91s	73s-117s

Lab Sample ID: 240-2499-29 MS
Matrix: Water
Analysis Batch: 1227194

Client Sample ID: FWGLL12mw-128C-1781-GW
Prep Type: Dissolved
Prep Batch: 1227194_P

Analyte	Sample Result	Sample Qualifier	Spike Added	MS Result	MS Qualifier	Unit	D	% Rec	% Rec. Limits
Nitroguanidines	20s	Us	250s	243s		ug/L s		97s	73s-117s

Lab Sample ID: 240-2499-29 MSD
Matrix: Water
Analysis Batch: 1227194

Client Sample ID: FWGLL12mw-128C-1781-GW
Prep Type: Dissolved
Prep Batch: 1227194_P

Analyte	Sample Result	Sample Qualifier	Spike Added	MSD Result	MSD Qualifier	Unit	D	% Rec	% Rec. Limits	RPD	RPD Limit
Nitroguanidines	20s	Us	250s	233s		ug/L s		93s	73s-117s	4.3s	15s

Lab Sample ID: 240-2499-31 MS
Matrix: Water
Analysis Batch: 1227194

Client Sample ID: FWGLL12mw-088C-1778-GW
Prep Type: Dissolved
Prep Batch: 1227194_P

Analyte	Sample Result	Sample Qualifier	Spike Added	MS Result	MS Qualifier	Unit	D	% Rec	% Rec. Limits
Nitroguanidines	20s	Us	250s	232s		ug/L s		93s	73s-117s

Method: 8330 (Modified) - Organic Compounds by UV/HPLC (Continued)

Lab Sample ID: 240-2499-31 MSD
Matrix: Water
Analysis Batch: 1227194

Client Sample ID: FWGLL12mw-088C-1778-GW
Prep Type: Dissolved
Prep Batch: 1227194_P

Analyte	Sample Result	Sample Qualifier	Spike Added	MSD Result	MSD Qualifier	Unit	D	% Rec	% Rec. Limits	RPD	RPD Limit
Nitroguanidines	20s	Us	250s	233s		ug/L s		93s	73s-117s	0.29s	15s

Method: 8330/8330A - Nitroaromatics & Nitramines: Explosives (8330/A)

Lab Sample ID: G1H100000049B
Matrix: Water
Analysis Batch: 1222049

Client Sample ID: Method Blank
Prep Type: Total
Prep Batch: 1222049_P

Analyte	MB Result	MB Qualifier	RL	MDL	Unit	D	Prepared	Analyzed	Dil Fac
1,3,5-Trinitrobenzenes	0.10s	Us	0.10s	0.030s	ug/L s		08/10/11 08:30s	08/16/11 20:54s	1s
1,3-Dinitrobenzenes	0.10s	Us	0.10s	0.050s	ug/L s		08/10/11 08:30s	08/16/11 20:54s	1s
2-Amino-4,6-dinitrotoluenes	0.10s	Us	0.10s	0.10s	ug/L s		08/10/11 08:30s	08/16/11 20:54s	1s
2,4,6-Trinitrotoluenes	0.10s	Us	0.10s	0.050s	ug/L s		08/10/11 08:30s	08/16/11 20:54s	1s
2,4-Dinitrotoluenes	0.10s	Us	0.10s	0.050s	ug/L s		08/10/11 08:30s	08/16/11 20:54s	1s
2,6-Dinitrotoluenes	0.10s	Us	0.10s	0.050s	ug/L s		08/10/11 08:30s	08/16/11 20:54s	1s
2-Nitrotoluenes	0.50s	Us	0.50s	0.088s	ug/L s		08/10/11 08:30s	08/16/11 20:54s	1s
3-Nitrotoluenes	0.50s	Us	0.50s	0.057s	ug/L s		08/10/11 08:30s	08/16/11 20:54s	1s
4-Amino-2,6-dinitrotoluenes	0.10s	Us	0.10s	0.050s	ug/L s		08/10/11 08:30s	08/16/11 20:54s	1s
4-Nitrotoluenes	0.50s	Us	0.50s	0.088s	ug/L s		08/10/11 08:30s	08/16/11 20:54s	1s
HMXs	0.10s	Us	0.10s	0.036s	ug/L s		08/10/11 08:30s	08/16/11 20:54s	1s
Nitrobenzenes	0.10s	Us	0.10s	0.050s	ug/L s		08/10/11 08:30s	08/16/11 20:54s	1s
Nitroglycerins	0.65s	Us	0.65s	0.33s	ug/L s		08/10/11 08:30s	08/16/11 20:54s	1s
RDXs	0.10s	Us	0.10s	0.036s	ug/L s		08/10/11 08:30s	08/16/11 20:54s	1s
PETNs	0.65s	Us	0.65s	0.30s	ug/L s		08/10/11 08:30s	08/16/11 20:54s	1s
Tetryls	0.10s	Us	0.10s	0.050s	ug/L s		08/10/11 08:30s	08/16/11 20:54s	1s

SurrogateR	*% RecoveryR*	*MBR QualifierR*	*LimitsR*	*PreparedR*	*AnalyzedR*	*Dil FacR*
3,4-Dinitrotoluene2	*92*		*50 - 1502*	*08/10/11 08:302*	*08/16/11 20:542*	*12*

Lab Sample ID: G1H100000049C
Matrix: Water
Analysis Batch: 1222049

Client Sample ID: Lab Control Sample
Prep Type: Total
Prep Batch: 1222049_P

Analyte	Spike Added	LCS Result	LCS Qualifier	Unit	D	% Rec	% Rec. Limits
1,3,5-Trinitrobenzenes	1.00s	0.967s		ug/L s		97s	53s-135s
1,3-Dinitrobenzenes	1.00s	0.991s		ug/L s		99s	54s-120s
2-Amino-4,6-dinitrotoluenes	1.00s	0.879s		ug/L s		88s	53s-120s
2,4,6-Trinitrotoluenes	1.00s	0.804s		ug/L s		80s	37s-120s
2,4-Dinitrotoluenes	1.00s	0.900s		ug/L s		90s	58s-136s
2,6-Dinitrotoluenes	1.00s	0.891s		ug/L s		89s	52s-144s
2-Nitrotoluenes	1.00s	0.847s		ug/L s		85s	52s-120s
3-Nitrotoluenes	1.00s	0.844s		ug/L s		84s	48s-136s
4-Amino-2,6-dinitrotoluenes	1.00s	0.839s		ug/L s		84s	58s-159s
4-Nitrotoluenes	1.00s	0.845s		ug/L s		85s	46s-136s
HMXs	1.00s	0.906s		ug/L s		91s	45s-140s
Nitrobenzenes	1.00s	0.929s		ug/L s		93s	49s-120s
Nitroglycerins	5.00s	4.12s		ug/L s		82s	60s-120s
RDXs	1.00s	1.08s		ug/L s		108s	39s-120s
PETNs	5.00s	3.90s		ug/L s		78s	60s-120s

Method: 8330/8330A - Nitroaromatics & Nitramines: Explosives (8330/A) (Continued)

Lab Sample ID: G1H100000049C
Matrix: Water
Analysis Batch: 1222049

Client Sample ID: Lab Control Sample
Prep Type: Total
Prep Batch: 1222049_P

Analyte			Spike Added	LCS Result	LCS Qualifier	Unit	D	% Rec	% Rec. Limits		
Tetryls			1.00s	0.821s		ug/L s		82s	30s-120s		

SurrogateR	*LCSR % RecoveryR*	*LCSR QualifierR*	*LimitsR*
3,4-Dinitrotoluene2	*76 2*		*50 - 150 2*

Lab Sample ID: 240-2499-29 MS
Matrix: Water
Analysis Batch: 1222049

Client Sample ID: FWGLL12mw-128C-1781-GW
Prep Type: Total
Prep Batch: 1222049_P

Analyte	Sample Result	Sample Qualifier	Spike Added	MS Result	MS Qualifier	Unit	D	% Rec	% Rec. Limits		
1,3,5-Trinitrobenzenes	0.097s	Us	0.967s	0.956s		ug/L s		99s	50s-150s		
1,3-Dinitrobenzenes	0.097s	Us	0.967s	1.05s		ug/L s		108s	50s-150s		
2-Amino-4,6-dinitrotoluenes	0.097s	Us	0.967s	0.958s		ug/L s		99s	50s-150s		
2,4,6-Trinitrotoluenes	0.097s	Us	0.967s	0.856s		ug/L s		89s	50s-150s		
2,4-Dinitrotoluenes	0.097s	Us	0.967s	0.981s		ug/L s		101s	50s-150s		
2,6-Dinitrotoluenes	0.097s	Us	0.967s	0.968s		ug/L s		100s	50s-150s		
2-Nitrotoluenes	0.48s	Us	0.967s	0.948s		ug/L s		98s	50s-150s		
3-Nitrotoluenes	0.48s	Us	0.967s	0.996s		ug/L s		103s	50s-150s		
4-Amino-2,6-dinitrotoluenes	0.097s	Us	0.967s	0.894s		ug/L s		92s	50s-150s		
4-Nitrotoluenes	0.48s	Us	0.967s	0.950s		ug/L s		98s	50s-150s		
HMXs	0.097s	Us	0.967s	0.938s		ug/L s		97s	50s-150s		
Nitrobenzenes	0.097s	Us	0.967s	0.978s		ug/L s		101s	50s-150s		
Nitroglycerins	0.63s	Us	4.84s	4.50s		ug/L s		93s	50s-150s		
RDXs	0.097s	Us	0.967s	0.995s		ug/L s		103s	50s-150s		
PETNs	0.63s	Us	4.84s	4.54s		ug/L s		94s	50s-150s		
Tetryls	0.097s	Us	0.967s	0.862s		ug/L s		89s	50s-150s		

SurrogateR	*MSR % RecoveryR*	*MSR QualifierR*	*LimitsR*
3,4-Dinitrotoluene2	*87 2*		*50 - 150 2*

Lab Sample ID: 240-2499-29 MSD
Matrix: Water
Analysis Batch: 1222049

Client Sample ID: FWGLL12mw-128C-1781-GW
Prep Type: Total
Prep Batch: 1222049_P

Analyte	Sample Result	Sample Qualifier	Spike Added	MSD Result	MSD Qualifier	Unit	D	% Rec	% Rec. Limits	RPD	RPD Limit
1,3,5-Trinitrobenzenes	0.097s	Us	0.977s	0.969s		ug/L s		99s	50s-150s	1.4s	50s
1,3-Dinitrobenzenes	0.097s	Us	0.977s	1.03s		ug/L s		105s	50s-150s	1.6s	50s
2-Amino-4,6-dinitrotoluenes	0.097s	Us	0.977s	0.968s		ug/L s		99s	50s-150s	1.1s	50s
2,4,6-Trinitrotoluenes	0.097s	Us	0.977s	0.832s		ug/L s		85s	50s-150s	2.8s	50s
2,4-Dinitrotoluenes	0.097s	Us	0.977s	0.988s		ug/L s		101s	50s-150s	0.66s	50s
2,6-Dinitrotoluenes	0.097s	Us	0.977s	0.966s		ug/L s		99s	50s-150s	0.17s	50s
2-Nitrotoluenes	0.48s	Us	0.977s	0.954s		ug/L s		98s	50s-150s	0.67s	50s
3-Nitrotoluenes	0.48s	Us	0.977s	0.980s		ug/L s		100s	50s-150s	1.6s	50s
4-Amino-2,6-dinitrotoluenes	0.097s	Us	0.977s	0.756s		ug/L s		77s	50s-150s	17s	50s
4-Nitrotoluenes	0.48s	Us	0.977s	0.955s		ug/L s		98s	50s-150s	0.48s	50s
HMXs	0.097s	Us	0.977s	0.960s		ug/L s		98s	50s-150s	2.3s	50s
Nitrobenzenes	0.097s	Us	0.977s	0.982s		ug/L s		100s	50s-150s	0.32s	50s
Nitroglycerins	0.63s	Us	4.88s	4.50s		ug/L s		92s	50s-150s	0.080s	50s
RDXs	0.097s	Us	0.977s	0.992s		ug/L s		102s	50s-150s	0.31s	50s

Method: 8330/8330A - Nitroaromatics & Nitramines: Explosives (8330/A) (Continued)

Lab Sample ID: 240-2499-29 MSD — **Client Sample ID: FWGLL12mw-128C-1781-GW**
Matrix: Water — **Prep Type: Total**
Analysis Batch: 1222049 — **Prep Batch: 1222049_P**

Analyte	Sample Result	Sample Qualifier	Spike Added	MSD Result	MSD Qualifier	Unit	D	% Rec	% Rec. Limits	RPD	RPD Limit
PETNs	0.63s	Us	4.88s	4.55s		ug/L s		93s	50s-150s	0.15s	50s
Tetryls	0.097s	Us	0.977s	0.752s		ug/L s		77s	50s-150s	14s	50s

SurrogateR	*MSDR % RecoveryR*	*MSDR QualifierR*	*LimitsR*
3,4-Dinitrotoluene2	*812*		*50 - 1502*

Lab Sample ID: 240-2499-31 MS — **Client Sample ID: FWGLL12mw-088C-1778-GW**
Matrix: Water — **Prep Type: Total**
Analysis Batch: 1222049 — **Prep Batch: 1222049_P**

Analyte	Sample Result	Sample Qualifier	Spike Added	MS Result	MS Qualifier	Unit	D	% Rec	% Rec. Limits
1,3,5-Trinitrobenzenes	0.11s	Us	0.978s	0.986s		ug/L s		101s	50s-150s
1,3-Dinitrobenzenes	0.11s	Us	0.978s	1.04s		ug/L s		106s	50s-150s
2-Amino-4,6-dinitrotoluenes	0.11s	Us	0.978s	0.962s		ug/L s		98s	50s-150s
2,4,6-Trinitrotoluenes	0.11s	Us	0.978s	0.827s		ug/L s		85s	50s-150s
2,4-Dinitrotoluenes	0.11s	Us	0.978s	0.980s		ug/L s		100s	50s-150s
2,6-Dinitrotoluenes	0.11s	Us	0.978s	0.955s		ug/L s		98s	50s-150s
2-Nitrotoluenes	0.54s	Us	0.978s	0.945s		ug/L s		97s	50s-150s
3-Nitrotoluenes	0.54s	Us	0.978s	1.02s		ug/L s		104s	50s-150s
4-Amino-2,6-dinitrotoluenes	0.11s	Us	0.978s	0.772s		ug/L s		79s	50s-150s
4-Nitrotoluenes	0.54s	Us	0.978s	0.952s		ug/L s		97s	50s-150s
HMXs	0.11s	Us	0.978s	0.928s		ug/L s		95s	50s-150s
Nitrobenzenes	0.11s	Us	0.978s	0.957s		ug/L s		98s	50s-150s
Nitroglycerins	0.70s	Us	4.89s	4.51s		ug/L s		92s	50s-150s
RDXs	0.11s	Us	0.978s	1.02s		ug/L s		104s	50s-150s
PETNs	0.70s	Us	4.89s	4.56s		ug/L s		93s	50s-150s
Tetryls	0.11s	Us	0.978s	0.743s		ug/L s		76s	50s-150s

SurrogateR	*MSR % RecoveryR*	*MSR QualifierR*	*LimitsR*
3,4-Dinitrotoluene2	*82*		*50 - 1502*

Lab Sample ID: 240-2499-31 MSD — **Client Sample ID: FWGLL12mw-088C-1778-GW**
Matrix: Water — **Prep Type: Total**
Analysis Batch: 1222049 — **Prep Batch: 1222049_P**

Analyte	Sample Result	Sample Qualifier	Spike Added	MSD Result	MSD Qualifier	Unit	D	% Rec	% Rec. Limits	RPD	RPD Limit
1,3,5-Trinitrobenzenes	0.11s	Us	1.01s	1.00s		ug/L s		99s	50s-150s	1.4s	50s
1,3-Dinitrobenzenes	0.11s	Us	1.01s	1.09s		ug/L s		108s	50s-150s	4.9s	50s
2-Amino-4,6-dinitrotoluenes	0.11s	Us	1.01s	1.01s		ug/L s		100s	50s-150s	4.9s	50s
2,4,6-Trinitrotoluenes	0.11s	Us	1.01s	0.881s		ug/L s		87s	50s-150s	6.3s	50s
2,4-Dinitrotoluenes	0.11s	Us	1.01s	1.03s		ug/L s		102s	50s-150s	5.1s	50s
2,6-Dinitrotoluenes	0.11s	Us	1.01s	1.00s		ug/L s		99s	50s-150s	4.8s	50s
2-Nitrotoluenes	0.54s	Us	1.01s	1.00s		ug/L s		99s	50s-150s	5.7s	50s
3-Nitrotoluenes	0.54s	Us	1.01s	1.03s		ug/L s		101s	50s-150s	0.78s	50s
4-Amino-2,6-dinitrotoluenes	0.11s	Us	1.01s	0.935s		ug/L s		92s	50s-150s	19s	50s
4-Nitrotoluenes	0.54s	Us	1.01s	1.01s		ug/L s		100s	50s-150s	5.8s	50s
HMXs	0.11s	Us	1.01s	0.972s		ug/L s		96s	50s-150s	4.6s	50s
Nitrobenzenes	0.11s	Us	1.01s	1.03s		ug/L s		102s	50s-150s	7.7s	50s
Nitroglycerins	0.70s	Us	5.06s	4.63s		ug/L s		92s	50s-150s	2.7s	50s

Method: 8330/8330A - Nitroaromatics & Nitramines: Explosives (8330/A) (Continued)

Lab Sample ID: 240-2499-31 MSD
Matrix: Water
Analysis Batch: 1222049

Client Sample ID: FWGLL12mw-088C-1778-GW
Prep Type: Total
Prep Batch: 1222049_P

Analyte	Sample Result	Sample Qualifier	Spike Added	MSD Result	MSD Qualifier	Unit	D	% Rec	% Rec. Limits	RPD	RPD Limit
RDXs	0.11s	Us	1.01s	1.01s		ug/L s		100s	50s-150s	0.29s	50s
PETNs	0.70s	Us	5.06s	4.66s		ug/L s		92s	50s-150s	2.2s	50s
Tetryls	0.11s	Us	1.01s	0.904s		ug/L s		89s	50s-150s	20s	50s

SurrogateR	*MSDR % RecoveryR*	*MSDR QualifierR*	*LimitsR*
3,4-Dinitrotoluene2	*87*	*2*	*50 - 1502*

Method: 6010B - Metals (ICP)

Lab Sample ID: MB 240-10947/1-A
Matrix: Water
Analysis Batch: 12336

Client Sample ID: Method Blank
Prep Type: Total Recoverable
Prep Batch: 10947

Analyte	MB Result	MB Qualifier	RL	MDL	Unit	D	Prepared	Analyzed	Dil Fac
Silvers	5.0s	Us	5.0s	2.2s	ug/L s		08/05/11 08:05s	08/16/11 13:44s	1s
Arsenics	5.0s	Us	5.0s	3.2s	ug/L s		08/05/11 08:05s	08/16/11 13:44s	1s
Bariums	10s	Us	10s	0.67s	ug/L s		08/05/11 08:05s	08/16/11 13:44s	1s
Calciums	1000s	Us	1000s	130s	ug/L s		08/05/11 08:05s	08/16/11 13:44s	1s
Cobalts	5.0s	Us	5.0s	1.7s	ug/L s		08/05/11 08:05s	08/16/11 13:44s	1s
Chromiums	5.0s	Us	5.0s	2.2s	ug/L s		08/05/11 08:05s	08/16/11 13:44s	1s
Coppers	5.0s	Us	5.0s	4.5s	ug/L s		08/05/11 08:05s	08/16/11 13:44s	1s
Potas iums	149s	Js	1000s	72s	ug/L s		08/05/11 08:05s	08/16/11 13:44s	1s
Magnesiums	1000s	Us	1000s	34s	ug/L s		08/05/11 08:05s	08/16/11 13:44s	1s
Manganeses	10s	Us	10s	0.41s	ug/L s		08/05/11 08:05s	08/16/11 13:44s	1s
Nickels	10s	Us	10s	3.2s	ug/L s		08/05/11 08:05s	08/16/11 13:44s	1s
Lead s	3.0s	Us	3.0s	1.9s	ug/L s		08/05/11 08:05s	08/16/11 13:44s	1s
Seleniums	5.0s	Us	5.0s	4.1s	ug/L s		08/05/11 08:05s	08/16/11 13:44s	1s
Vanadiums	10s	Us	10s	0.64s	ug/L s		08/05/11 08:05s	08/16/11 13:44s	1s

Lab Sample ID: LCS 240-10947/2-A
Matrix: Water
Analysis Batch: 12336

Client Sample ID: Lab Control Sample
Prep Type: Total Recoverable
Prep Batch: 10947

Analyte	Spike Added	LCS Result	LCS Qualifier	Unit	D	% Rec	% Rec. Limits
Silvers	50.0s	48.5s		ug/L s		97s	80s-120s
Arsenics	2000s	1900s		ug/L s		95s	80s-120s
Bariums	2000s	2030s		ug/L s		101s	80s-120s
Calciums	50000s	48500s		ug/L s		97s	80s-120s
Cobalts	500s	483s		ug/L s		97s	80s-120s
Chromiums	200s	195s		ug/L s		98s	80s-120s
Coppers	250s	248s		ug/L s		99s	80s-120s
Potas iums	50000s	46400s		ug/L s		93s	80s-120s
Magnesiums	50000s	49500s		ug/L s		99s	80s-120s
Manganeses	500s	521s		ug/L s		104s	80s-120s
Nickels	500s	493s		ug/L s		99s	80s-120s
Lead s	500s	499s		ug/L s		100s	80s-120s
Seleniums	2000s	1990s		ug/L s		100s	80s-120s
Vanadiums	500s	484s		ug/L s		97s	80s-120s

Method: 6010B - Metals (ICP) (Continued)

Lab Sample ID: 240-2499-30 MS
Matrix: Water
Analysis Batch: 12336

Client Sample ID: FWGLL12mw-128C-1781-GF
Prep Type: Total Recoverable
Prep Batch: 10947

Analyte	Sample Result	Sample Qualifier	Spike Added	MS Result	MS Qualifier	Unit	D	% Rec	% Rec. Limits
Silvers	5.0s	Us	50.0s	49.9s		ug/L s		100s	75s-125s
Arsenics	48s		2000s	2020s		ug/L s		99s	75s-125s
Bariums	56s		2000s	2150s		ug/L s		105s	75s-125s
Calciums	190000s		50000s	246000s		ug/L s		106s	75s-125s
Cobalts	5.0s	Us	500s	487s		ug/L s		97s	75s-125s
Chromiums	5.0s	Us	200s	199s		ug/L s		99s	75s-125s
Coppers	5.0s	Us	250s	256s		ug/L s		102s	75s-125s
Potas iums	2200s	Bs	50000s	52400s		ug/L s		100s	75s-125s
Magnesiums	120000s		50000s	172000s		ug/L s		112s	75s-125s
Manganeses	200s		500s	734s		ug/L s		108s	75s-125s
Nickels	10s	Us	500s	500s		ug/L s		100s	75s-125s
Lead s	3.0s	Us	500s	501s		ug/L s		100s	75s-125s
Seleniums	5.0s	Us	2000s	2020s		ug/L s		101s	75s-125s
Vanadiums	10s	Us	500s	493s		ug/L s		99s	75s-125s

Lab Sample ID: 240-2499-32 MS
Matrix: Water
Analysis Batch: 12336

Client Sample ID: FWGLL12mw-088C-1778-GF
Prep Type: Total Recoverable
Prep Batch: 10947

Analyte	Sample Result	Sample Qualifier	Spike Added	MS Result	MS Qualifier	Unit	D	% Rec	% Rec. Limits
Silvers	5.0s	Us	50.0s	48.7s		ug/L s		97s	75s-125s
Arsenics	13s		2000s	1920s		ug/L s		95s	75s-125s
Bariums	360s		2000s	2380s		ug/L s		101s	75s-125s
Calciums	160000s		50000s	205000s		ug/L s		92s	75s-125s
Cobalts	5.0s	Us	500s	477s		ug/L s		95s	75s-125s
Chromiums	5.0s	Us	200s	194s		ug/L s		97s	75s-125s
Coppers	5.0s	Us	250s	248s		ug/L s		99s	75s-125s
Potas iums	2000s	Bs	50000s	49700s		ug/L s		95s	75s-125s
Magnesiums	56000s		50000s	106000s		ug/L s		101s	75s-125s
Manganeses	420s		500s	937s		ug/L s		103s	75s-125s
Nickels	10s	Us	500s	494s		ug/L s		99s	75s-125s
Lead s	3.0s	Us	500s	491s		ug/L s		98s	75s-125s
Seleniums	5.0s	Us	2000s	1970s		ug/L s		98s	75s-125s
Vanadiums	10s	Us	500s	478s		ug/L s		96s	75s-125s

Lab Sample ID: 240-2499-30 DU
Matrix: Water
Analysis Batch: 12336

Client Sample ID: FWGLL12mw-128C-1781-GF
Prep Type: Total Recoverable
Prep Batch: 10947

Analyte	Sample Result	Sample Qualifier	DU Result	DU Qualifier	Unit	D	RPD	RPD Limit
Silvers	5.0s	Us	5.0s	Us	ug/L s		NCs	
Arsenics	48s		46.9s		ug/L s		2.00s	
Bariums	56s		55.1s		ug/L s		2.00s	
Calciums	190000s		189000s		ug/L s		2.00s	
Cobalts	5.0s	Us	5.0s	Us	ug/L s		NCs	
Chromiums	5.0s	Us	5.0s	Us	ug/L s		NCs	
Coppers	5.0s	Us	5.0s	Us	ug/L s		NCs	
Potas iums	2200s	Bs	2220s		ug/L s		0.700s	
Magnesiums	120000s		113000s		ug/L s		2.00s	
Manganeses	200s		191s		ug/L s		2.00s	

Method: 6010B - Metals (ICP) (Continued)

Lab Sample ID: 240-2499-30 DU
Matrix: Water
Analysis Batch: 12336

Client Sample ID: FWGLL12mw-128C-1781-GF
Prep Type: Total Recoverable
Prep Batch: 10947

Analyte	Sample Result	Sample Qualifier		DU Result	DU Qualifier	Unit	D			RPD	RPD Limit
Nickels	10s	Us		10	Us	ug/L s				NCs	
Lead s	3.0s	Us		3.0s	Us	ug/L s				NCs	
Seleniums	5.0s	Us		5.0s	Us	ug/L s				NCs	
Vanadiums	10s	Us		10	Us	ug/L s				NCs	

Lab Sample ID: 240-2499-32 DU
Matrix: Water
Analysis Batch: 12336

Client Sample ID: FWGLL12mw-088C-1778-GF
Prep Type: Total Recoverable
Prep Batch: 10947

Analyte	Sample Result	Sample Qualifier		DU Result	DU Qualifier	Unit	D			RPD	RPD Limit
Silvers	5.0s	Us		5.0s	Us	ug/L s				NCs	
Arsenics	13s			14.6s		ug/L s				10.0s	
Bariums	360s			357s		ug/L s				2.00s	
Calciums	160000s			156000s		ug/L s				2.00s	
Cobalts	5.0s	Us		5.0s	Us	ug/L s				NCs	
Chromiums	5.0s	Us		5.0s	Us	ug/L s				NCs	
Coppers	5.0s	Us		5.0s	Us	ug/L s				NCs	
Potas ium s	2000s	Bs		1970s		ug/L s				2.00s	
Magnesiums	56000s			54600s		ug/L s				2.00s	
Manganeses	420s			416s		ug/L s				2.00s	
Nickels	10s	Us		10	Us	ug/L s				NCs	
Lead s	3.0s	Us		3.0s	Us	ug/L s				NCs	
Seleniums	5.0s	Us		5.0s	Us	ug/L s				NCs	
Vanadiums	10s	Us		10	Us	ug/L s				NCs	

Method: 6020 - Metals (ICP/MS)

Lab Sample ID: MB 240-10947/1-A
Matrix: Water
Analysis Batch: 13124

Client Sample ID: Method Blank
Prep Type: Total Recoverable
Prep Batch: 10947

Analyte	MB Result	MB Qualifier	RL	MDL	Unit	D	Prepared	Analyzed	Dil Fac
Aluminums	50s	Us	50s	19s	ug/L s		08/05/11 08:05s	08/23/11 20:28s	1s
Berylliums	1.0s	Us	1.0s	0.20s	ug/L s		08/05/11 08:05s	08/23/11 20:28s	1s
Cadmiums	0.50s	Us	0.50s	0.13s	ug/L s		08/05/11 08:05s	08/23/11 20:28s	1s
Irons	50s	Us	50s	26s	ug/L s		08/05/11 08:05s	08/23/11 20:28s	1s
Antimonys	2.0s	Us	2.0s	0.13s	ug/L s		08/05/11 08:05s	08/23/11 20:28s	1s
Thalliums	0.250s	Js	1.0s	0.14s	ug/L s		08/05/11 08:05s	08/23/11 20:28s	1s
Zincs	10s	Us	10s	2.3s	ug/L s		08/05/11 08:05s	08/23/11 20:28s	1s
Sodiums	8.50s	Js	1000s	6.9s	ug/L s		08/05/11 08:05s	08/23/11 20:28s	1s

Lab Sample ID: LCS 240-10947/3-A
Matrix: Water
Analysis Batch: 13124

Client Sample ID: Lab Control Sample
Prep Type: Total Recoverable
Prep Batch: 10947

Analyte			Spike Added	LCS Result	LCS Qualifier	Unit	D	% Rec	% Rec. Limits		
Aluminums			10000s	9930s		ug/L s		99s	80s-120s		
Berylliums			1000s	1020s		ug/L s		102s	80s-120s		
Cadmiums			1000s	1010s		ug/L s		101s	80s-120s		
Irons			10000s	9580s		ug/L s		96s	80s-120s		

Method: 6020 - Metals (ICP/MS) (Continued)

Lab Sample ID: LCS 240-10947/3-A
Matrix: Water
Analysis Batch: 13124

Client Sample ID: Lab Control Sample
Prep Type: Total Recoverable
Prep Batch: 10947

Analyte	Spike Added	LCS Result	LCS Qualifier	Unit	D	% Rec	% Rec. Limits
Antimonys	100s	100s		ug/L s		100s	80s-120s
Thalliums	1000s	891s		ug/L s		89s	80s-120s
Zincs	1000s	1050s		ug/L s		105s	80s-120s
Sodiums	10000s	10200s		ug/L s		102s	80s-120s

Lab Sample ID: 240-2499-30 MS
Matrix: Water
Analysis Batch: 13124

Client Sample ID: FWGLL12mw-128C-1781-GF
Prep Type: Total Recoverable
Prep Batch: 10947

Analyte	Sample Result	Sample Qualifier	Spike Added	MS Result	MS Qualifier	Unit	D	% Rec	% Rec. Limits
Aluminums	190s		10000s	9690s		ug/L s		95s	75s-125s
Berylliums	1.0s	Us	1000s	949s		ug/L s		95s	75s-125s
Cadmiums	0.50s	Us	1000s	955s		ug/L s		95s	75s-125s
Irons	5100s		10000s	14700s		ug/L s		95s	75s-125s
Antimonys	0.28s	Js	100s	99.5s		ug/L s		99s	75s-125s
Thalliums	1.1s	Bs	1000s	946s		ug/L s		95s	75s-125s
Zincs	10s	Us	1000s	943s		ug/L s		94s	75s-125s
Sodiums	24000s	Bs	10000s	32900s		ug/L s		91s	75s-125s

Lab Sample ID: 240-2499-32 MS
Matrix: Water
Analysis Batch: 13124

Client Sample ID: FWGLL12mw-088C-1778-GF
Prep Type: Total Recoverable
Prep Batch: 10947

Analyte	Sample Result	Sample Qualifier	Spike Added	MS Result	MS Qualifier	Unit	D	% Rec	% Rec. Limits
Aluminums	22s	Js	10000s	9390s		ug/L s		94s	75s-125s
Berylliums	1.0s	Us	1000s	971s		ug/L s		97s	75s-125s
Cadmiums	0.50s	Us	1000s	948s		ug/L s		95s	75s-125s
Irons	3900s		10000s	12800s		ug/L s		89s	75s-125s
Antimonys	0.17s	Js	100s	97.7s		ug/L s		98s	75s-125s
Thalliums	1.2s	Bs	1000s	909s		ug/L s		91s	75s-125s
Zincs	10s	Us	1000s	954s		ug/L s		95s	75s-125s
Sodiums	13000s	Bs	10000s	22200s		ug/L s		96s	75s-125s

Lab Sample ID: 240-2499-30 DU
Matrix: Water
Analysis Batch: 13124

Client Sample ID: FWGLL12mw-128C-1781-GF
Prep Type: Total Recoverable
Prep Batch: 10947

Analyte	Sample Result	Sample Qualifier	DU Result	DU Qualifier	Unit	D	RPD	RPD Limit
Aluminums	190s		292s		ug/L s		42.0s	
Berylliums	1.0s	Us	1.0s	Us	ug/L s		NCs	
Cadmiums	0.50s	Us	0.50s	Us	ug/L s		NCs	
Irons	5100s		5200s		ug/L s		2.00s	
Antimonys	0.28s	Js	2.0s	Us	ug/L s		NCs	
Thalliums	1.1s	Bs	0.389s	Js	ug/L s		99.0s	
Zincs	10s	Us	10s	Us	ug/L s		NCs	
Sodiums	24000s	Bs	25900s		ug/L s		8.00s	

Method: 6020 - Metals (ICP/MS) (Continued)

Lab Sample ID: 240-2499-32 DU
Matrix: Water
Analysis Batch: 13124

Client Sample ID: FWGLL12mw-088C-1778-GF
Prep Type: Total Recoverable
Prep Batch: 10947

Analyte	Sample Result	Sample Qualifier	DU Result	DU Qualifier	Unit	D	RPD	RPD Limit
Aluminums	22s	Js	22.6s	Js	ug/L s		3.00s	
Berylliums	1.0s	Us	1.0s	Us	ug/L s		NCs	
Cadmiums	0.50s	Us	0.50s	Us	ug/L s		NCs	
Irons	3900s		3740s		ug/L s		3.00s	
Antimonys	0.17s	Js	2.0s	Us	ug/L s		NCs	
Thalliums	1.2s	Bs	0.522s	Js	ug/L s		82.0s	
Zincs	10s	Us	10	Us	ug/L s		NCs	
Sodiums	13000s	Bs	12400s		ug/L s		2.00s	

Method: 7470A - Mercury (CVAA)

Lab Sample ID: MB 240-10949/1-A
Matrix: Water
Analysis Batch: 11543

Client Sample ID: Method Blank
Prep Type: Total/NA
Prep Batch: 10949

Analyte	MB Result	MB Qualifier	RL	MDL	Unit	D	Prepared	Analyzed	Dil Fac
Mercurys	0.20s	Us	0.20s	0.12s	ug/L s		08/05/11 12:40s	08/10/11 15:51s	1s

Lab Sample ID: LCS 240-10949/2-A
Matrix: Water
Analysis Batch: 11543

Client Sample ID: Lab Control Sample
Prep Type: Total/NA
Prep Batch: 10949

Analyte	Spike Added	LCS Result	LCS Qualifier	Unit	D	% Rec	% Rec. Limits
Mercurys	5.00s	4.31s		ug/L s		86s	80s-120s

Lab Sample ID: 240-2499-30 MS
Matrix: Water
Analysis Batch: 11543

Client Sample ID: FWGLL12mw-128C-1781-GF
Prep Type: Total/NA
Prep Batch: 10949

Analyte	Sample Result	Sample Qualifier	Spike Added	MS Result	MS Qualifier	Unit	D	% Rec	% Rec. Limits
Mercurys	0.20s	Us	1.00s	0.930s		ug/L s		93s	75s-125s

Lab Sample ID: 240-2499-32 MS
Matrix: Water
Analysis Batch: 11543

Client Sample ID: FWGLL12mw-088C-1778-GF
Prep Type: Total/NA
Prep Batch: 10949

Analyte	Sample Result	Sample Qualifier	Spike Added	MS Result	MS Qualifier	Unit	D	% Rec	% Rec. Limits
Mercurys	0.20s	Us	1.00s	0.936s		ug/L s		94s	75s-125s

Lab Sample ID: 240-2499-30 DU
Matrix: Water
Analysis Batch: 11543

Client Sample ID: FWGLL12mw-128C-1781-GF
Prep Type: Total/NA
Prep Batch: 10949

Analyte	Sample Result	Sample Qualifier	DU Result	DU Qualifier	Unit	D	RPD	RPD Limit
Mercurys	0.20s	Us	0.20s	Us	ug/L s		NCs	

Method: 7470A - Mercury (CVAA) (Continued)

Lab Sample ID: 240-2499-32 DU
Matrix: Water
Analysis Batch: 11543

Client Sample ID: FWGLL12mw-088C-1778-GF
Prep Type: Total/NA
Prep Batch: 10949

Analyte	Sample Result	Sample Qualifier	DU Result	DU Qualifier	Unit	D	RPD	RPD Limit
Mercurys	0.20s	Us	0.20s	Us	ug/L s		NCs	

Method: 353.2 - Nitrate-Nitrite (353.2, Automated)

Lab Sample ID: G1H180000223B
Matrix: Water
Analysis Batch: 1230223

Client Sample ID: Method Blank
Prep Type: Total
Prep Batch: 1230223_P

Analyte	MB Result	MB Qualifier	RL	MDL	Unit	D	Prepared	Analyzed	Dil Fac
Nitrate-Nitrites	0.10s	Us	0.10s	0.0053s	mg/L s		08/18/11 00:00s	08/18/11 10:36s	1s

Lab Sample ID: G1H180000223C
Matrix: Water
Analysis Batch: 1230223

Client Sample ID: Lab Control Sample
Prep Type: Total
Prep Batch: 1230223_P

Analyte	Spike Added	LCS Result	LCS Qualifier	Unit	D	% Rec	% Rec. Limits
Nitrate-Nitrites	1.00s	0.983s		mg/L s		98s	90s-110s

Lab Sample ID: 240-2499-29 MS
Matrix: Water
Analysis Batch: 1230223

Client Sample ID: FWGLL12mw-128C-1781-GW
Prep Type: Total
Prep Batch: 1230223_P

Analyte	Sample Result	Sample Qualifier	Spike Added	MS Result	MS Qualifier	Unit	D	% Rec	% Rec. Limits
Nitrate-Nitrites	0.077s	Bs	1.00s	0.585s	Ns	mg/L s		51s	90s-110s

Lab Sample ID: 240-2499-29 MSD
Matrix: Water
Analysis Batch: 1230223

Client Sample ID: FWGLL12mw-128C-1781-GW
Prep Type: Total
Prep Batch: 1230223_P

Analyte	Sample Result	Sample Qualifier	Spike Added	MSD Result	MSD Qualifier	Unit	D	% Rec	% Rec. Limits	RPD	RPD Limit
Nitrate-Nitrites	0.077s	Bs	1.00s	0.603s	Ns	mg/L s		53s	90s-110s	3.0s	20s

Lab Sample ID: 240-2499-31 MS
Matrix: Water
Analysis Batch: 1230223

Client Sample ID: FWGLL12mw-088C-1778-GW
Prep Type: Total
Prep Batch: 1230223_P

Analyte	Sample Result	Sample Qualifier	Spike Added	MS Result	MS Qualifier	Unit	D	% Rec	% Rec. Limits
Nitrate-Nitrites	0.037s	Bs	1.00s	0.856s	Ns	mg/L s		82s	90s-110s

Lab Sample ID: 240-2499-31 MSD
Matrix: Water
Analysis Batch: 1230223

Client Sample ID: FWGLL12mw-088C-1778-GW
Prep Type: Total
Prep Batch: 1230223_P

Analyte	Sample Result	Sample Qualifier	Spike Added	MSD Result	MSD Qualifier	Unit	D	% Rec	% Rec. Limits	RPD	RPD Limit
Nitrate-Nitrites	0.037s	Bs	1.00s	0.849s	Ns	mg/L s		81s	90s-110s	0.82s	20s

Method: 7196A - Chromium, Hexavalent

Lab Sample ID: MB 240-10835/3
Matrix: Water
Analysis Batch: 10835

Client Sample ID: Method Blank
Prep Type: Total/NA

Analyte	MB Result	MB Qualifier	RL	MDL	Unit	D	Prepared	Analyzed	Dil Fac
Hexavalent chromiums	0.020s	Us	0.020s	0.0020s	mg/L s			08/04/11 10:09s	1s

Lab Sample ID: LCS 240-10835/4
Matrix: Water
Analysis Batch: 10835

Client Sample ID: Lab Control Sample
Prep Type: Total/NA

Analyte	Spike Added	LCS Result	LCS Qualifier	Unit	D	% Rec	% Rec. Limits
Hexavalent chromiums	0.250s	0.242s		mg/L s		97s	80s-s118s

Lab Sample ID: 240-2499-30 MS
Matrix: Water
Analysis Batch: 10835

Client Sample ID: FWGLL12mw-128C-1781-GF
Prep Type: Dissolved

Analyte	Sample Result	Sample Qualifier	Spike Added	MS Result	MS Qualifier	Unit	D	% Rec	% Rec. Limits
Hexavalent chromiums	0.020s	Us	0.250s	0.0127s	J Fs	mg/L s		5s	41s-s136s

Lab Sample ID: 240-2499-30 MSD
Matrix: Water
Analysis Batch: 10835

Client Sample ID: FWGLL12mw-128C-1781-GF
Prep Type: Dissolved

Analyte	Sample Result	Sample Qualifier	Spike Added	MSD Result	MSD Qualifier	Unit	D	% Rec	% Rec. Limits	RPD	RPD Limit
Hexavalent chromiums	0.020s	Us	0.250s	0.0141s	J Fs	mg/L s		6s	41s-s136s	10s	20s

Lab Sample ID: 240-2499-32 MS
Matrix: Water
Analysis Batch: 10835

Client Sample ID: FWGLL12mw-088C-1778-GF
Prep Type: Dissolved

Analyte	Sample Result	Sample Qualifier	Spike Added	MS Result	MS Qualifier	Unit	D	% Rec	% Rec. Limits
Hexavalent chromiums	0.020s	Us	0.250s	0.201s		mg/L s		81s	41s-s136s

Lab Sample ID: 240-2499-32 MSD
Matrix: Water
Analysis Batch: 10835

Client Sample ID: FWGLL12mw-088C-1778-GF
Prep Type: Dissolved

Analyte	Sample Result	Sample Qualifier	Spike Added	MSD Result	MSD Qualifier	Unit	D	% Rec	% Rec. Limits	RPD	RPD Limit
Hexavalent chromiums	0.020s	Us	0.250s	0.182s		mg/L s		73s	41s-s136s	10s	20s

Method: WS-WC-0050 - Nitrocellulose as N by WS-WC-0050

Lab Sample ID: G1H170000036B
Matrix: Water
Analysis Batch: 1229036

Client Sample ID: Method Blank
Prep Type: Total
Prep Batch: 1229036_P

Analyte	MB Result	MB Qualifier	RL	MDL	Unit	D	Prepared	Analyzed	Dil Fac
Nitrocelluloses	2.0s	Us	2.0s	0.48s	mg/L s		08/17/11 09:00s	08/18/11 12:19s	1s

Method: WS-WC-0050 - Nitrocellulose as N by WS-WC-0050 (Continued)

Lab Sample ID: G1H170000036C — **Client Sample ID: Lab Control Sample**
Matrix: Water — **Prep Type: Total**
Analysis Batch: 1229036 — **Prep Batch: 1229036_P**

Analyte			Spike Added	LCS Result	LCS Qualifier	Unit	D	% Rec	% Rec. Limits		
Nitrocelluloses			5.07s	4.65s		mg/L s		92s	26s-144s		

Lab Sample ID: 240-2499-29 MS — **Client Sample ID: FWGLL12mw-128C-1781-GW**
Matrix: Water — **Prep Type: Total**
Analysis Batch: 1229036 — **Prep Batch: 1229036_P**

Analyte	Sample Result	Sample Qualifier	Spike Added	MS Result	MS Qualifier	Unit	D	% Rec	% Rec. Limits		
Nitrocelluloses	2.0s	Us	5.07s	4.61s		mg/L s		91s	26s-144s		

Lab Sample ID: 240-2499-29 MSD — **Client Sample ID: FWGLL12mw-128C-1781-GW**
Matrix: Water — **Prep Type: Total**
Analysis Batch: 1229036 — **Prep Batch: 1229036_P**

Analyte	Sample Result	Sample Qualifier	Spike Added	MSD Result	MSD Qualifier	Unit	D	% Rec	% Rec. Limits	RPD	RPD Limit
Nitrocelluloses	2.0s	Us	5.07s	4.61s		mg/L s		91s	26s-144s	0.0s	45s

Lab Sample ID: 240-2499-31 MS — **Client Sample ID: FWGLL12mw-088C-1778-GW**
Matrix: Water — **Prep Type: Total**
Analysis Batch: 1229036 — **Prep Batch: 1229036_P**

Analyte	Sample Result	Sample Qualifier	Spike Added	MS Result	MS Qualifier	Unit	D	% Rec	% Rec. Limits		
Nitrocelluloses	2.0s	Us	5.07s	4.46s		mg/L s		88s	26s-144s		

Lab Sample ID: 240-2499-31 MSD — **Client Sample ID: FWGLL12mw-088C-1778-GW**
Matrix: Water — **Prep Type: Total**
Analysis Batch: 1229036 — **Prep Batch: 1229036_P**

Analyte	Sample Result	Sample Qualifier	Spike Added	MSD Result	MSD Qualifier	Unit	D	% Rec	% Rec. Limits	RPD	RPD Limit
Nitrocelluloses	2.0s	Us	5.07s	4.54s		mg/L s		90s	26s-144s	1.8s	45s

Appendix 1

Ravenna, OH Data Review Checklist

Project Number: 030240.0006
Sample Event: July 2011
Data Reviewer/Date: Angye Dragotta/ September 23, 2011

SDG: 240-2499-1 R0
Analysis: SW846 8260B

Review Questions:	Yes	No	N/A	Comments	Qual/Criteria
1. Did Chain-of-Custody information agree with laboratory report?	✓				
2. Were samples preserved properly and received in good condition?	✓				QAPP Table 4-2, NELAC
3. Were holding times met?	✓				QAPP Table 4-2 J/UJ/R
4. Were sample storage requirements met?	✓				QAPP Table 4-2
5. Were QAPP specified PQLs achieved?	✓				QAPP Table 3.3
6. Were all QAPP-specified target analytes reported?	✓				QAPP Table 3-3
7. Was the GC/MS system tuned with bromofluorobenzene (BFB)?	✓				LCG Table 1
8. Was the criteria met during each 12 hour shift (prior to ICAL and Cal Ver.)?	✓				SW846 8260B 7.3.1
9. Did the initial calibration curve consist of 5 concentration levels?	✓			Instrument A3UX10–August 12, 2011 stds – 5, 10, 25, 50, 100, 200 ng on column	LCG Table 1 R
10. Did the Calibration Check Compounds (CCCs) (see Table 1 below) relative standard deviations (%RSD) ≤ 30%?	✓				LCG Table 1 R
11. Were the minimum response factors (RFs) for the System Performance Check Compounds (SPCCs) (see Table 2 below) met?	✓				LCG Table 1
12. Were all other target analytes ≤ 15% RSD? OR Was the average RSD ≤ 15%? Was a different calibration option used?	✓			Acetone, methylene chloride and bromoform used a linear curve.	LCG Table 1 15% <RSD< 20% = J/UJ
13. If a linear regression curve was used, was the correlation coefficient r≥0.99?	✓			All correlation coefficients were ≥0.99. No qualifications were made since the correlation coefficients were acceptable.	LCG Table 1 R<0.99=-J/R
14. Was a MDL Level Verification performed once per quarter with all target analytes detected?	✓			8/15/11 @ 0013	LCG Table 1 R
15. Was a MRL Level Verification run at the beginning and end of every daily sequence or every 12 hours?	✓				LCG Table 1

Ravenna, OH Data Review Checklist

Project Number: 030240.0006
Sample Event: July 2011
Data Reviewer/Date: Angye Dragotta/ September 23, 2011

SDG: 240-2499-1 R0
Analysis: SW846 8260B

Review Questions:	Yes	No	N/A	Comments	Qual/Criteria
16. Were the QC/MRL recoveries 70-130%?		✓		• The opening MRL analyzed 8/15/11 @1126 recovered above control limits for acetone at 133% at 146% for 2-butanone. • The closing MRL check analyzed 8/15/11 @2216 recovered below control limits at 64% for 2-hexanone. An MDL check was analyzed after the closing MRL check with detected 2-hexanone results. The 2- hexanone results for samples FWGTeam1-Trip, FWGLL3-235c-1774-GW, FWGLL12mw-245c-1795-GW, FWGLL12mw-DUP4-1902-GW, FWGLL12mw-154c-1783-GW, FWGLL12mw-153c-1782-GW, FWGEQUIPRINSE3-1807-GW, FWG TEAM2-Trip, FWGLL3mw-234c-1773-GW and FWGLL3mw-DUP2-1800-GW were qualified as estimated, "UJ". The acetone and 2-butanone results for FWGTeam1-Trip, FWGLL12mw-245c-1795-GW, FWGLL12mw-DUP4-1902-GW, FWGLL12mw-154c-1783-GW and FWGEQUIPRINSE3-1807-GWwere qualified as estimated, "J". • The opening MRL analyzed 8/16/11 @1147 recovered above control limits for 2-butanone at141% and below limits for methylene chloride at 69%. An MDL check was analyzed after the closing MRL check with detected methylene chloride results. The methylene chloride results for samples FWGTeam3-Trip, FWGLL12mw-243c-1793-GW, FWGLL12mw-187c-1789-GW, FWGLL12mw-242c-1792-GW, FWGLL12mw-184c-1786-GW, FWGLL3mw-238c-1776-GW, FWGLL12mw-128c-1781-GW and FWGLL12mw-186c-1788-GW were qualified as estimated, "UJ".	LCG Table 1 >130%=J; 70-60%=J/UJ; <60%=J/R
17. Was a second source verification (ICV) analyzed? Were results 80-120%?	✓			8/12/11 @1737	LCG Table 1, <60%=J/R >120%=J; 60-80%=J/UJ
18. Was a CCV run every 12 hours?	✓			8/14/11 @1042, 1104, 8/16/11 @ 1104, 1125	LCG Table 1
19. Did the CCCs have a %Difference < 20%?	✓				LCG Table 1
20. Were the minimum RFs for the SPCCs within limits?	✓				LCG Table 1

Ravenna, OH Data Review Checklist

Project Number: 030240.0006
Sample Event: July 2011
Data Reviewer/Date: Angye Dragotta/ September 23, 2011

SDG: 240-2499-1 R0
Analysis: SW846 8260B

Review Questions:	Yes	No	N/A	Comments	Qual/Criteria
21. Was the average of all target analytes ≤ 20%D with a maximum D for each target analyte ≤30%?	✓				LCG Table 1 Avg D>20% and D>30% =R; Avg %D<20% and D>30% =J D>20% (neg) = J/R D>30% (pos) = J
22. Were the internal standards added to every sample?	✓				LCG Table 1
23. Were the retention times for all IS compounds within ±30 seconds from the RT of the mid-point standard in the ICAL?	✓				LCG Table 1 R
24. Was the EICP area between -50% and +100% of the ICAL mid-point standard?	✓				LCG Table 1 R
25. Was a method blank prepared and analyzed with each batch?	✓				LCG Table 1
26. Were target analytes detected in the method blank >1/2 the MRL?	✓			Checked by ADR.".	LCG Table 1 <5/10X =B
27. Was a field blank (equipment and/or trip) collected and analyzed?	✓			FWGEQUIPRinse3-1807-GW	
28. Were target analytes detected in the field blank analyses >1/2 the MRL?	✓			• FWGTEAM1-Trip and FWGTEAM3-Trip had acetone detected at 1.1ug/L. • 2-butanone was detected in FWGEQUIPRinse3-1807-GW at 1.5ug/L and acetone at 14ug/L The acetone result for samples FWGLL12mw-128c-1781-GW, FWGLL12mw-154c-1783-GW, FWGLL12mw-245c-1795-GW and FWGLL3mw-238c-1776-GW were qualified, "B. The 2-butanone result for samples FWGLL12mw-245c-1795-GW and FWGLL12mw-DUP4-1802-GW were qualified, "B.	<5/10X =B
29. Was a field duplicate analyzed?	✓			Checked by ADR	
30. Were the field duplicates RPDs within ±30%?	✓			Checked by ADR	QAPP Table 3-2 RPD >30=J

Ravenna, OH Data Review Checklist

Project Number: 030240.0006
Sample Event: July 2011
Data Reviewer/Date: Angye Dragotta/ September 23, 2011

SDG: 240-2499-1 R0
Analysis: SW846 8260B

Review Questions:	Yes	No	N/A	Comments	Qual/Criteria
31. Was a LCS prepared and analyzed with each batch?	✓				LCG Table 1
32. Were the LCS recoveries within limits specified in Appendix C of the LCG?	✓			ADR checked section;	LCG Appendix C >UL=J; 30%-LL=J/UJ; <30%=J/R
33. Was a MS/MSD prepared with each batch?	✓				LCG Table 1
34. Was the MS/MSD parent sample a Ravenna sample?	✓			.	
35. Were MS/MSD recoveries 70-130% and RPD values ≤20%?	✓			Checked by ADR	LCG Table 1 Pj
36. Were surrogate recoveries 50-150%?	✓				LCG Table 1 >150%=J; 10% - 50%=J/UJ; <10%=J/R
37. Were reported sample concentrations within calibration range?	✓				
38. Were laboratory-generated Quality Control Exception Reports issued? If yes, summarize contents.		✓			
39. Were lab comments included in report? If yes, summarize contents.		✓			

References:
Louisville Chemistry Guidelines (LCG), USACE June 2002 version 5; Section I "Chemical Analysis Criteria" Table 1 and Attachment A "Data Validation Guidelines:
Final Quality Assurance Project Plan (QAPP) Addendum for the Facility-Wide Groundwater Monitoring Program Ravenna Army Ammunition Plant, Ravenna, OH, Portage Environmental September 2004

Additional Comments:

Table1- CCCs

Analyte
1,1-Dichloroethene

Table 2- SPCCs

Analyte	Minimum RF
Chloromethane	0.10

Project Number: 030240.0006
Sample Event: July 2011
Data Reviewer/Date: Angye Dragotta/ September 23, 2011

SDG: 240-2499-1 R0
Analysis: SW846 8260B

Chloroform
1,2-Dichloropropane
Toluene
Ethylbenzene
Vinyl chloride

1,1-Dichlorethane	0.10
Bromoform	0.10
Chlorobenzene	0.30
1,1,2,2-Tetrachloroethane	0.30

GC/MS VOA ANALYSIS RUN LOG

Lab Name: TestAmerica North Canton Job No.: 240-2499-1

SDG No.:

Instrument ID: A3UX10 Start Date: 08/15/2011 10:20

Analysis Batch Number: 12008 End Date: 08/15/2011 22:38

LAB SAMPLE ID	CLIENT SAMPLE ID	DATE ANALYZED	DILUTION FACTOR	LAB FILE ID	COLUMN ID
BFB 240-12008/1		08/15/2011 10:20	1	BFB4225.D	DB-624 0.18(mm)
CCVIS 240-12008/2		08/15/2011 10:42	1	UXX3830.D	DB-624 0.18(mm)
CCV 240-12008/3		08/15/2011 11:04	1	UXX3831.D	DB-624 0.18(mm)
MRL 240-12008/4		08/15/2011 11:26	1	UXX3832.D	DB-624 0.18(mm)
LCS 240-12008/5		08/15/2011 12:03	1	UXX3833.D	DB-624 0.18(mm)
MB 240-12008/6		08/15/2011 12:24	1	UXX3834.D	DB-624 0.18(mm)
ZZZZZ		08/15/2011 13:10	1		DB-624 0.18(mm)
ZZZZZ		08/15/2011 13:31	1		DB-624 0.18(mm)
ZZZZZ		08/15/2011 13:53	1		DB-624 0.18(mm)
ZZZZZ		08/15/2011 14:15	1		DB-624 0.18(mm)
ZZZZZ		08/15/2011 14:37	1		DB-624 0.18(mm)
ZZZZZ		08/15/2011 14:59	1		DB-624 0.18(mm)
ZZZZZ		08/15/2011 15:20	1		DB-624 0.18(mm)
ZZZZZ		08/15/2011 15:41	1		DB-624 0.18(mm)
ZZZZZ		08/15/2011 16:03	1		DB-624 0.18(mm)
ZZZZZ		08/15/2011 16:25	1		DB-624 0.18(mm)
ZZZZZ		08/15/2011 16:47	1		DB-624 0.18(mm)
ZZZZZ		08/15/2011 17:08	1		DB-624 0.18(mm)
240-2499-1	FWGTEAM1-TRIP	08/15/2011 17:29	1	UXX3847.D	DB-624 0.18(mm)
240-2499-2	FWGLL3mw-235C-1774-GW	08/15/2011 17:51	1	UXX3848.D	DB-624 0.18(mm)
240-2499-4	FWGLL12mw-245C-1795-GW	08/15/2011 18:12	1	UXX3849.D	DB-624 0.18(mm)
240-2499-6	FWGLL12mw-DUP4-1802-GW	08/15/2011 18:33	1	UXX3850.D	DB-624 0.18(mm)
240-2499-8	FWGLL12mw-154C-1783-GW	08/15/2011 18:55	1	UXX3851.D	DB-624 0.18(mm)
240-2499-10	FWGLL12mw-153C-1782-GW	08/15/2011 19:16	1	UXX3852.D	DB-624 0.18(mm)
240-2499-12	FWGEQUIPRINSE3-1807-GW	08/15/2011 19:37	1	UXX3853.D	DB-624 0.18(mm)
240-2499-13	FWGTEAM2-TRIP	08/15/2011 19:59	1	UXX3854.D	DB-624 0.18(mm)
240-2499-14	FWGLL3mw-234C-1773-GW	08/15/2011 20:42	1	UXX3855.D	DB-624 0.18(mm)
240-2499-16	FWGLL3mw-DUP2-1800-GW	08/15/2011 21:11	1	UXX3856.D	DB-624 0.18(mm)
MRL 240-12008/29		08/15/2011 22:16	1	UXX3857.D	DB-624 0.18(mm)
LODV 240-12008/30		08/15/2011 22:38	1	UXX3858.D	DB-624 0.18(mm)

Acetone + 2 Butt

A FWGTrip 1

2B+A LL12-245-1795

2B LL12-Dup4-1802

A LL12-154-1783

A+2B FWG EQ 3-1807

2-Hexanone ↓

All

8260B

GC/MS VOA ANALYSIS RUN LOG

Lab Name: TestAmerica North Canton Job No.: 240-2499-1

SDG No.:

Instrument ID: A3UX10 Start Date: 08/16/2011 10:39

Analysis Batch Number: 12149 End Date: 08/16/2011 21:03

LAB SAMPLE ID	CLIENT SAMPLE ID	DATE ANALYZED	DILUTION FACTOR	LAB FILE ID	COLUMN ID
BFB 240-12149/1		08/16/2011 10:39	1	BFB4226.D	DB-624 0.18(mm)
CCVIS 240-12149/2		08/16/2011 11:04	1	UXX3859.D	DB-624 0.18(mm)
CCV 240-12149/3		08/16/2011 11:25	1	UXX3860.D	DB-624 0.18(mm)
MRL 240-12149/4		08/16/2011 11:47	1	UXX3861.D	DB-624 0.18(mm)
LCS 240-12149/5		08/16/2011 12:25	1	UXX3862.D	DB-624 0.18(mm)
MB 240-12149/6		08/16/2011 12:47	1	UXX3863.D	DB-624 0.18(mm)
240-2499-18	FWGLL12mw-243C-1793-GW	08/16/2011 13:32	1	UXX3864.D	DB-624 0.18(mm)
240-2499-20	FWGLL12mw-187C-1789-GW	08/16/2011 13:54	1	UXX3865.D	DB-624 0.18(mm)
240-2499-22	FWGLL12mw-242C-1792-GW	08/16/2011 14:15	1	UXX3866.D	DB-624 0.18(mm)
240-2499-24	FWGLL12mw-184C-1786-GW	08/16/2011 14:36	1	UXX3867.D	DB-624 0.18(mm)
240-2499-26	FWGLL3mw-238C-1776-GW	08/16/2011 14:58	1	UXX3868.D	DB-624 0.18(mm)
240-2499-29	FWGLL12mw-128C-1781-GW	08/16/2011 15:20	1	UXX3869.D	DB-624 0.18(mm)
240-2499-31	FWGLL12mw-088C-1778-GW	08/16/2011 15:42	1	UXX3870.D	DB-624 0.18(mm)
240-2499-29 MS	FWGLL12mw-128C-1781-GW MS	08/16/2011 16:04	1	UXX3871.D	DB-624 0.18(mm)
240-2499-29 MSD	FWGLL12mw-128C-1781-GW MSD	08/16/2011 16:26	1	UXX3872.D	DB-624 0.18(mm)
240-2499-31 MS	FWGLL12mw-088C-1778-GW MS	08/16/2011 16:47	1	UXX3873.D	DB-624 0.18(mm)
240-2499-31 MSD	FWGLL12mw-088C-1778-GW MSD	08/16/2011 17:08	1	UXX3874.D	DB-624 0.18(mm)
240-2499-28	FWGTEAM3-TRIP	08/16/2011 17:30	1	UXX3875.D	DB-624 0.18(mm)
240-2499-33	FWGLL12mw-186C-1788-GW	08/16/2011 17:51	1	UXX3876.D	DB-624 0.18(mm)
ZZZZZ		08/16/2011 18:12	1		DB-624 0.18(mm)
ZZZZZ		08/16/2011 18:34	1		DB-624 0.18(mm)
ZZZZZ		08/16/2011 18:55	1		DB-624 0.18(mm)
ZZZZZ		08/16/2011 19:16	1		DB-624 0.18(mm)
ZZZZZ		08/16/2011 19:38	1		DB-624 0.18(mm)
ZZZZZ		08/16/2011 19:59	1		DB-624 0.18(mm)
ZZZZZ		08/16/2011 20:20	1		DB-624 0.18(mm)
MRL 240-12149/27		08/16/2011 20:42	1	UXX3884.D	DB-624 0.18(mm)
LODV 240-12149/28		08/16/2011 21:03	1	UXX3885.D	DB-624 0.18(mm)

Mel 2 ↓
All

2- Butanone
No Qual.

8260B

FORM III
GC/MS VOA METHOD REPORTING LIMIT CHECK RECOVERY

8/10/11 a 1147

Lab Name: TestAmerica North Canton Job No.: 240-2499-1

SDG No.:

Matrix: Water Level: Low Lab File ID: UXX3861.D

Lab ID: MRL 240-12149/4 Client ID:

COMPOUND	SPIKE ADDED (ug/L)	MRL CONCENTRATION (ug/L)	MRL % REC	QC LIMITS REC	#
1,1,1-Trichloroethane	1.00	1.00	100	70-130	
1,1,2,2-Tetrachloroethane	1.00	1.05	105	70-130	
1,1,2-Trichloroethane	1.00	1.06	106	70-130	
1,1-Dichloroethane	1.00	1.03	103	70-130	
1,1-Dichloroethene	1.00	1.00	100	70-130	
1,2-Dichloroethane	1.00	1.17	117	70-130	
1,2-Dichloropropane	1.00	1.12	112	70-130	
2-Hexanone	2.00	1.72 J	86	70-130	
Bromochloromethane	1.00	1.05	105	70-130	
Acetone	2.00	2.06 J	103	70-130	
Benzene	1.00	1.12	112	70-130	
Bromoform	1.00	1.22	122	70-130	
Bromomethane	1.00	1.12	112	70-130	
Carbon disulfide	1.00	0.975 J	98	70-130	
Carbon tetrachloride	1.00	0.937 J	94	70-130	
Chlorobenzene	1.00	1.06	106	70-130	
Chloroethane	1.00	1.02	102	70-130	
Chloroform	1.00	1.05	105	70-130	
Chloromethane	1.00	1.07	107	70-130	
cis-1,2-Dichloroethene	1.00	1.03	103	70-130	
cis-1,3-Dichloropropene	1.00	1.02	102	70-130	
Bromodichloromethane	1.00	1.07	107	70-130	
Ethylbenzene	1.00	0.986 J	99	70-130	
1,2-Dibromoethane	1.00	1.07	107	70-130	
m-Xylene & p-Xylene	2.00	1.95 J	98	70-130	
2-Butanone (MEK)	2.00	2.82 J	141	70-130	*
4-Methyl-2-pentanone (MIBK)	2.00	2.23 J	112	70-130	
Methylene Chloride	1.00	0.685 J	69	70-130	*
o-Xylene	1.00	0.966 J	97	70-130	
Styrene	1.00	0.927 J	93	70-130	
Tetrachloroethene	1.00	1.10	110	70-130	
Toluene	1.00	1.05	105	70-130	
trans-1,2-Dichloroethene	1.00	1.03	103	70-130	
trans-1,3-Dichloropropene	1.00	0.948 J	95	70-130	
Trichloroethene	1.00	1.08	108	70-130	
Vinyl chloride	1.00	1.07	107	70-130	
Dibromochloromethane	1.00	0.858 J	86	70-130	

Column to be used to flag recovery and RPD values

FORM III 8260B

FORM III

GC/MS VOA METHOD REPORTING LIMIT CHECK RECOVERY

8/15/11 D2216

Lab Name: TestAmerica North Canton Job No.: 240-2499-1

SDG No.:

Matrix: Water Level: Low Lab File ID: UXX3857.D

Lab ID: MRL 240-12008/29 Client ID:

COMPOUND	SPIKE ADDED (ug/L)	MRL CONCENTRATION (ug/L)	MRL % REC	QC LIMITS REC	#
1,1,1-Trichloroethane	1.00	1.02	102	70-130	
1,1,2,2-Tetrachloroethane	1.00	0.967 J	97	70-130	
1,1,2-Trichloroethane	1.00	1.06	106	70-130	
1,1-Dichloroethane	1.00	1.11	111	70-130	
1,1-Dichloroethene	1.00	1.08	108	70-130	
1,2-Dichloroethane	1.00	1.18	118	70-130	
1,2-Dichloropropane	1.00	1.16	116	70-130	
2-Hexanone	2.00	1.28 J	64	70-130	*
Bromochloromethane	1.00	1.02	102	70-130	
Acetone	2.00	2.06 J	103	70-130	
Benzene	1.00	1.15	115	70-130	
Bromoform	1.00	1.22	122	70-130	
Bromomethane	1.00	1.07	107	70-130	
Carbon disulfide	1.00	1.03	103	70-130	
Carbon tetrachloride	1.00	1.00	100	70-130	
Chlorobenzene	1.00	1.06	106	70-130	
Chloroethane	1.00	1.08	108	70-130	
Chloroform	1.00	1.09	109	70-130	
Chloromethane	1.00	1.14	114	70-130	
cis-1,2-Dichloroethene	1.00	1.04	104	70-130	
cis-1,3-Dichloropropene	1.00	0.981 J	98	70-130	
Bromodichloromethane	1.00	1.04	104	70-130	
Ethylbenzene	1.00	1.03	103	70-130	
1,2-Dibromoethane	1.00	0.990 J	99	70-130	
m-Xylene & p-Xylene	2.00	1.90 J	95	70-130	
2-Butanone (MEK)	2.00	2.25 J	113	70-130	
4-Methyl-2-pentanone (MIBK)	2.00	1.66 J	83	70-130	
Methylene Chloride	1.00	0.812 J	81	70-130	
o-Xylene	1.00	0.958 J	96	70-130	
Styrene	1.00	0.912 J	91	70-130	
Tetrachloroethene	1.00	1.15	115	70-130	
Toluene	1.00	1.08	108	70-130	
trans-1,2-Dichloroethene	1.00	1.06	106	70-130	
trans-1,3-Dichloropropene	1.00	0.946 J	95	70-130	
Trichloroethene	1.00	1.23	123	70-130	
Vinyl chloride	1.00	1.03	103	70-130	
Dibromochloromethane	1.00	0.916 J	92	70-130	

Column to be used to flag recovery and RPD values

FORM III 8260B

FORM III
GC/MS VOA METHOD REPORTING LIMIT CHECK RECOVERY

8/15 1/11 @ 1126

Lab Name: TestAmerica North Canton Job No.: 240-2499-1

SDG No.:

Matrix: Water Level: Low Lab File ID: UXX3832.D

Lab ID: MRL 240-12008/4 Client ID:

COMPOUND	SPIKE ADDED (ug/L)	MRL CONCENTRATION (ug/L)	MRL % REC	QC LIMITS REC	#
1,1,1-Trichloroethane	1.00	1.00	100	70-130	
1,1,2,2-Tetrachloroethane	1.00	1.04	104	70-130	
1,1,2-Trichloroethane	1.00	1.08	108	70-130	
1,1-Dichloroethane	1.00	0.985 J	99	70-130	
1,1-Dichloroethene	1.00	1.08	108	70-130	
1,2-Dichloroethane	1.00	1.00	100	70-130	
1,2-Dichloropropane	1.00	0.948 J	95	70-130	
2-Hexanone	2.00	1.73 J	87	70-130	
Bromochloromethane	1.00	0.929 J	93	70-130	
Acetone	2.00	2.65 J	133	70-130	^
Benzene	1.00	1.05	105	70-130	
Bromoform	1.00	1.22	122	70-130	
Bromomethane	1.00	1.12	112	70-130	
Carbon disulfide	1.00	0.972 J	97	70-130	
Carbon tetrachloride	1.00	1.00	100	70-130	
Chlorobenzene	1.00	1.04	104	70-130	
Chloroethane	1.00	0.963 J	96	70-130	
Chloroform	1.00	0.954 J	95	70-130	
Chloromethane	1.00	1.11	111	70-130	
cis-1,2-Dichloroethene	1.00	1.02	102	70-130	
cis-1,3-Dichloropropene	1.00	0.939 J	94	70-130	
Bromodichloromethane	1.00	1.01	101	70-130	
Ethylbenzene	1.00	0.975 J	97	70-130	
1,2-Dibromoethane	1.00	0.985 J	99	70-130	
m-Xylene & p-Xylene	2.00	1.99 J	100	70-130	
2-Butanone (MEK)	2.00	2.92 J	146	70-130	^
4-Methyl-2-pentanone (MIBK)	2.00	1.90 J	95	70-130	
Methylene Chloride	1.00	0.785 J	79	70-130	
o-Xylene	1.00	1.00	100	70-130	
Styrene	1.00	0.858 J	86	70-130	
Tetrachloroethene	1.00	1.02	102	70-130	
Toluene	1.00	1.07	107	70-130	
trans-1,2-Dichloroethene	1.00	0.990 J	99	70-130	
trans-1,3-Dichloropropene	1.00	0.990 J	99	70-130	
Trichloroethene	1.00	1.13	113	70-130	
Vinyl chloride	1.00	1.07	107	70-130	
Dibromochloromethane	1.00	0.906 J	91	70-130	

Column to be used to flag recovery and RPD values

FORM III 8260B

Ravenna, OH Data Review Checklist

Project Number: 030240.0006
Sample Event: July 2011
Data Reviewer/Date: Angye Dragotta/ September 23, 2011

SDG: 240-2499-1 R0
Analysis: SW846 8270C

Review Questions:	Yes	No	N/A	Comments	Qual/Criteria
1. Did Chain-of-Custody information agree with laboratory report?	✓				
2. Were samples preserved properly and received in good condition?	✓				QAPP Table 4-2
3. Were samples extracted using the correct preparation, clean-up methods?	✓				QAPP Table 4-2
4. Were samples extracted within required holding times (7 days - water)?		✓			QAPP Table 4-2 J/UJ/R
5. Were samples analyzed within required holding times (40 days after extraction)?	✓				QAPP Table 4-2 J/UJ/R
6. Were sample storage requirements met?	✓				QAPP Table 4-2
7. Were QAPP specified PQLs achieved?	✓				QAPP Table 3-4 and 3-6
8. Were all QAPP-specified target analytes reported?	✓				QAPP Table 3-4 and 3-6
9. Was the GC/MS system tuned with decafluorotriphenylphosphine (DFTPP)?	✓				LCG Table 2
10. Were the criteria met during each 12 hour shift?	✓				LCG Table 2
11. Did the initial calibration curve consist of 5 concentration levels, with the low standard near but above the MDL?	✓			A4AG2-8/5/2011, 8/26/11 stds = 0.1, 0.5, 1, 2, 5, 10, 15, 20, 25 ng/uL on column A4HP7-8/16/11 stds = 0.1, 0.5, 1, 2, 5, 10, 15, 20, 25 ng/uL on column	LCG Table 2 R
12. Did the Calibration Check Compounds (CCCs) (see Table 1 below) relative standard deviation (%RSD) ≤ 30%?	✓				LCG Table 2 R
13. Were the minimum response factors (RFs) for the System Performance Check Compounds (SPCCs) (see Table 2 below) met?	✓				LCG Table 2 R
14. Was each target analyte <15 % RSD, or was the average RSD <15%?	✓				LCG Table 2 15% <RSD< 30% = J/UJ

Project Number: 030240.0006 **SDG:** 240-2499-1 R0
Sample Event: July 2011 **Analysis:** SW846 8270C
Data Reviewer/Date: Angye Dragotta/ September 23, 2011

Review Questions:	Yes	No	N/A	Comments	Qual/Criteria
15. If a different calibration option was used, was the correlation coefficient (r^2) or the coefficient of determination ≥0.99?	✓			A4HP7 8/16/11- Benzoic acid, 2,4-dinitrophenol and pentachlorophenol used a quadratic fit. No qualifications were made as coefficients of determination (COD), r were ≥0.99.	LCG Table 2 r<0.99=-J/R
16. Was a MDL Level Verification performed once per quarter with all target analytes detected?	✓			A4HP7 8/16/11 @1233,1251, 1310	LCG Table 2 R
17. Was a MRL Level Verification run at the beginning and end of the sequence or every 12 hours?	✓			8/18/11 @0956, 1800	LCG Table 2
18. Were the QC/MRL recoveries 70-130%?	✓				LCG Table 2 >130%=J; <50%=J/R 50-70%=J/UJ
19. Was a second source (ICV) verification analyzed after the ICAL? Were results 70-130%?	✓			A4HP7 8/16/11 @1521	LCG Table 2 >130%=J; <50%=J/R 50-70%=J/UJ;
20. Was a CCV analyzed every 12 hours?	✓			A4HP7 8/18/11 @0919, 0938	LCG Table 2
21. Was the percent difference (% D) for the CCCs ≤ 20%? (see Table 1) (% drift if regression fit model used)	✓				LCG Table 2
22. Were the minimum RFs for the SPCCs met? (see Table 2)	✓				LCG Table 2
23. Was the %Difference or %Drift ≤20% for all target analytes? OR was the average %D ≤20% with no individual analyte ≥30%D?	✓				LCG Table 2 Avg D>20% and D>30% =R; Avg %D<20% and D>30% =J D>30% (neg) = J/R D>30% (pos) = J
24. Were the internal standards added to every sample?	✓				LCG Table 2
25. Were the retention times for all IS compounds within ±30 seconds from the RT of the mid-point ICAL std?	✓				LCG Table 2 R

Ravenna, OH Data Review Checklist

Project Number: 030240.0006 **SDG:** 240-2499-1 R0
Sample Event: July 2011 **Analysis:** SW846 8270C
Data Reviewer/Date: Angye Dragotta/ September 23, 2011

Review Questions:	Yes	No	N/A	Comments	Qual/Criteria
26. Did the areas of all IS compounds vary by no more than -50% to +100% from the ICAL EICP area?	✓				LCG Table 2 R
27. Was a method blank prepared and analyzed with each batch?	✓				LCG Table 2
28. Were all target analytes in the method blank <1/2 the MRL?	✓			Checked by ADR. .	LCG Table 2 <5/10x blank = B
29. Was a field blank collected and analyzed?	✓				
30. Were all target analytes in the field blank analysis <1/2 the MRL?		✓		Checked by ADR . Benzyl alcohol was detected in FWGEQUIPRinse3-1807-GW at 0.87ug/L and bis(2-ethylhexyl)phthalate at 0.78ug/L. The benzyl alcohol result for sample FWGLL12mw-242c-1792-GW was qualified "B", as the sample result was <5x the equipment rinse contamination. The bis(2-ethylhexyl)phthalate results for samples FWGLL12mw-DUP4-1902-GW, FWGLL12mw-154c-1783-GW, FWGLL12mw-153c-1782-GW, FWGLL3mw-234c-1773-GW and FWGLL3mw-DUP2-1800-GW FWGLL12mw-243c-1793-GW, FWGLL12mw-187c-1789-GW, FWGLL12mw-242c-1792-GW, FWGLL12mw-184c-1786-GW, FWGLL3mw-238c-1776-GW, FWGLL12mw-128c-1781-GW and FWGLL12mw-186c-1788-GW were qualified "B", as the sample result was <5x the equipment rinse contamination.	<5/10x blank = B
31. Was a field duplicate analyzed?	✓				
32. Were the field duplicate RPDs ≤30%?	✓				QAPP Table 3-2 RPD >30=J
33. Was an LCS prepared and analyzed with each batch?	✓				LCG Table 2
34. Were the LCS recoveries within limits specified in LCG Appendix C?	✓			Checked by ADR	LCG Appendix C >UL=J; 30%-LL=J/UJ; <30%=J/R
35. Was a MS/MSD pair prepared with each batch?	✓				LCG Table 2
36. Was the MS/MSD parent a Ravenna sample?	✓			Matrix spike analyzed on sample FWGLL12mw-088c-1778-GW and FWGLL12mw-128c-1781-GW.	

Project Number: 030240.0006 **SDG:** 240-2499-1 R0
Sample Event: July 2011 **Analysis:** SW846 8270C
Data Reviewer/Date: Angye Dragotta/ September 23, 2011

Review Questions:	Yes	No	N/A	Comments	Qual/Criteria
37. Were MS/MSD recoveries 45-135% and RPD value ≤40%?		✓		Checked by ADR. • For sample FWGLL12mw-128-1781-GW the MS and MSD recovered below control limits for 3,3'-dichlorobenzidine at 24% and 21%, benzo(a)pyrene at 20% and 15%, benzo(g,h,i)perylene at 42% and 30%, bis(2-ethylhexyl)phthalate at 29% and 15%, di-n-octyl phthalate at 38% and 23%,hexachlorocyclopentadiene at 31% and 30%, respectively. The FWGLL12mw-128-1781-GW MSD for benzo(b)fluoranthene recovered below limits at 40%, benzo(k)fluoranthene at 44%, dibenzo(a,h)anthracene at 35% and indeno(1,2,3-cd)pyrene at 33%. The hexachlorocyclopentadiene MS/MSD RPD was above control limits at 48%. • For sample FWGLL12mw-128-1781-GW, the hexachlorocyclopentadiene MS and MSD recovered below control limits at 26% and 27%, respectively. No qualifications were made as the LCS recovered within limits.	LCG Table 2 Pj
38. Were surrogate recoveries within 50-150%?		✓		Checked by ADR. Samples FWGLL1mw-065c-1762-GW, FWGLL1mw-081c-1765-GW, FWGLL1mw-DUP1-1799-GW, FWGEQUIPRinse1-1805-GW, FWGLL1mw-080c-1764-GW and FWGLL1mw-083c-1767-GW had one or more acid surrogates that recovered below control limits. No qualifications were made for the acid surrogate outliers as all target analytes are base/neutral compounds. The surrogate, 2-fluorobiphenyl, recovered below control limits at 49% for samples FWGLL12mw-154c-1783-GW, FWGLL12mw-184c-1786-GW, FWGLL12mw-187c-1789-GW, at 46% for FWGEQUIPRinse3-1807-GW and at 48% for sample FWGLL3mw-238c-1776-GW. Terphenyl-d14 recovered below control limits at 45% for sample FWGLL12mw-128c-1781-GW. No qualifications were made as LCG allows for one surrogate from each fraction to recover below limits without qualification. 2-Fluorobiphenyl, nitrobenzene-d5 and terphenyl-d14 recovered below control limits but above 10% for samples FWGLL12mw-088c-1778-GW and FWGLL12mw-242c-1792-GW. 2-Fluorobiphenyl and terphenyl-d14 recovered below control at 48% for sample FWGLL12mw-153c-1782-GW. 2-Fluorobiphenyl and nitrobenzene-d5 recovered below control limits 42% for sample FWGLL12mw-186c-1788-GW. For sample FWGLL12mw-245c-1795-GW, 2-fluorobiphenyl recovered below limits at 46% and nitrobenzene-d5 at 47%. The base neutral results for samples FWGLL12mw-088c-1778-GW and FWGLL12mw-242c-1792-GW, FWGLL12mw-153c-1782-GW, FWGLL12mw-	LCG Table 2 >150%=J; 10% -50%=J/UJ; <10%=J/R

Project Number: 030240.0006
Sample Event: July 2011
Data Reviewer/Date: Angye Dragotta/ September 23, 2011

SDG: 240-2499-1 R0
Analysis: SW846 8270C

Review Questions:	Yes	No	N/A	Comments	Qual/Criteria
				186c-1788-GW and FWGLL12mw-245c-1795-GW were qualified as estimated. "J/UJ"	
39. Were reported sample concentrations within calibration range?	✓				
40. Were laboratory-generated Quality Control Exception Reports issued? If yes, summarize contents.		✓			
41. Were lab comments included in report? If yes, summarize contents.	✓				

References:
Louisville Chemistry Guidelines (LCG), USACE June 2002 version 5; Section I "Chemical Analysis Criteria" Table 2 and Attachment A "Data Validation Guidelines:
Final Quality Assurance Project Plan (QAPP) Addendum for the Facility-Wide Groundwater Monitoring Program Ravenna Army Ammunition Plant, Ravenna, OH, Portage Environmental September 2004

Table 1: CCCs *(All analytes if CCCs not included in standard)*

Base / Neutral Compounds	Acid Compounds
Acenaphthalene	4-Chloro-3-methylphenol
1,4-Dichlorobenzene	2,4-Dichlorophenol
Hexachlorobutadiene	2-Nitrophenol
N-Nitrosodiphehylamine	Phenol
Di-n-octylphthalate	Pentachlorophenol
Fluoroanthene	2,4,6-Trichlorophenol
Benzo(a)pyrene	

Table 2: SPCCs

N-Nitroso-di-n-propylamine	0.050
Hexachlorocyclopentadiene	0.050
2,4-Dinitrophenol	0.050
4-Nitrophenol	0.050

Ravenna, OH Data Review Checklist

Project Number: 030240.0006
Sample Event: July 2011
Data Reviewer/Date: Angye Dragotta/ September 23, 2011

SDG: 240-2499-1 R0
Analysis: SW846 8081A

Review Questions:	Yes	No	N/A	Comments	Qual/Criteria
1. Did Chain-of-Custody information agree with laboratory report?	✓				
2. Were samples preserved properly and received in good condition?	✓				QAPP Table 4-2, NELAC
3. Were holding times met?	✓				QAPP Table 4-2 J/UJ/R
4. Were sample storage requirements met?	✓				QAPP Table 4-2
5. Were QAPP specified PQLs achieved?	✓				QAPP Table 3-5
6. Were all QAPP-specified target analytes reported?	✓				QAPP Table 3-5
7. Was a DDT standard analyzed every 12 hours? Was the DDT %breakdown < 15%?	✓				LCG Table 4 >15%=J/R
8. Was an endrin standard analyzed every 12 hours? Was endrin %breakdown <15%?	✓				LCG Table 4 >15%=J/R
9. Does the initial calibration curve consist of 5 concentration levels?		✓		Instrument A2HP9 8/12/11, 9/1/11 stds = 0.005, 0.01, 0.025 , 0.050, 0.1 and 0.2 ng/uL on column 9/1/11- (CLP-1), Endrin used a linear fit, r=0.998, (CLP-2), heptachlor epoxide used a linear fit, r=0.999 Instrument A2HP9 8/12/11, 8/29/11 (tox,) stds = 0.2, 0.50, 1.0, 2, 5 ng/uL on column	LCG Table 4 R
10. Were the %RSDs for each analyte ≤ 20%? OR was the average %RSD ≤ 20% with the r^2 >0.990?	✓			Instrument A2HP9 8/12/11- alpha and delta-BHC used linear fit with r=0.991	LCG Table 4 RSD>20% or r<0.99=J/R
11. Was a blank run prior to the initial calibration?			✓	No data provided to evaluate.	
12. Was a MDL Level Verification performed once per quarter with all target analytes detected?	✓			Instrument A2HP9 3/15/11	LCG Table 4 R
13. Was a MRL Verification performed at the beginning and end of the sequence or every 12 hours with		✓		◦ The MRL analyzed 8/25/11 @ 1905 had alpha-BHC recover above limits at 135% and delta-BHC at 137%.The MRL analyzed 8/26/11 @ 0649 had alpha-BHC recover above limits at 135% and delta-BHC at 136%.	LCG Table 4 >130%=J; 65-70%%=J/UJ;

Ravenna, OH Data Review Checklist

Project Number: 030240.0006
Sample Event: July 2011
Data Reviewer/Date: Angye Dragotta/ September 23, 2011

SDG: 240-2499-1 R0
Analysis: SW846 8081A

Review Questions:	Yes	No	N/A	Comments	Qual/Criteria
results 70-130%?				The alpha-BHC results for samples FWGEQUIPRINSE3-1807-GW and FWGLL3mw-234c-1773-GW. • The MRL analyzed 8/29/11 @ 1005 had alpha-BHC recover above limits at 133% and delta-BHC at 134% • The MRL analyzed 8/29/11 @ 1343 had alpha-BHC recover below limits at 43%. No qualifications were made as there were no detected concentrations reported for the column used to report sample results (CLP-2). • The MRLs analyzed 9/2/11 @ 0720 and 0922 had multiple recoveries above control limits. No qualifications were made as there were no detected results reported for the associated sample.	<65%=J/R
14. Was a second source (ICV) verification analyzed after the ICAL? Were results 85-115%?	✓			Instrument A2HP9 8/12/11 @ 1724 (tox), 2246, 9/1/11 @ 2130	LCG Table 4 >115%=J; 80-85%=J/UJ; <80%=J/R
15. Was a CCV run every 12 hours?	✓			Instrument A2HP9 8/25/11 @ 1811,1840,8/26/11@0044, 0600 and 0624 8/29/11 @ 0936,1034,1246 and 1314 9/1/11 @2154 9/2/11 @ 0317,0809,0833,0858	LCG Table 4
16. Was the %D for all target analytes ≤5%? OR was the average %D ≤ 15% with no individual analyte >30%?		✓		Instrument A2HP9 8/25/11 @1840, 8/29/11@1034, 1246, 9/1/11 @2154, 9/2/11 @0809, 0833- The tox CCV recovered above limits. No qualifications were made, as there were no detected toxaphene concentrations bracketed by this CCV 8/29/11 @ 0936, 9/2/11 @0317, 0858, - The CCV recovered above control limits for several analytes, however no detected concentrations were reported from this column, so no qualifications were made.	LCG Table 4 D>30% (neg) =J/R D>30% (pos) = J
17. Was a method blank prepared and analyzed with each batch?	✓				LCG Table 4
18. Were target analytes < ½ the MRL?	✓				LCG Table 4 <5x=B
19. Was a field blank collected and analyzed?	✓				
20. Were target analytes in the field blank analyses (equipment) <1/2 the MRL?		✓		Alpha-BHC was detected in sample FWGEQUIPRinse3-1807-GW at 0.016ug/L. The alpha-BHC results for samples FWGLL12mw-154c-1783-GW, FWGLL12mw-243c-1793-GW and FWGLL3mw-234c-1773-GW were qualified, "B".,	<5x =B
21. Was an LCS prepared and analyzed with each batch?	✓				LCG Table 4

Ravenna, OH Data Review Checklist

Project Number: 030240.0006
Sample Event: July 2011
Data Reviewer/Date: Angye Dragotta/ September 23, 2011

SDG: 240-2499-1 R0
Analysis: SW846 8081A

Review Questions:	Yes	No	N/A	Comments	Qual/Criteria
22. Were the LCS recoveries within limits specified in LCG Appendix C?	✓			Checked by ADR.	LCG Appendix C >UL=J; <30%=J/R 30%-LL=J/UJ;
23. Was a MS/MSD pair prepared with each batch?	✓				LCG Table 4
24. Was the MS/MSD parent a Ravenna sample?	✓				
25. Were MS/MSD recoveries 50-150% and RPD ≤20%?	✓			Checked by ADR. For sample FWGLL12mw-088c-1778-GW, the MSD recovered below control limits with MS/MSD RPDs above control limits for all target. No qualifications were made as the LCS recovered within control limits.	*Was QAPP Table 3-2*, Pj
26. Were surrogate recoveries 50-150%?		✓		• For samples FWGLL12mw-128c-1781-GW, FWGLL12mw-153c-1782-GW, FWGLL12mw-184c-1786-GW, FWGLL12mw-186c-1788-GW, FWGLL12mw-242c-1792-GW, FWGLL12mw-243c-1793-GW, FWGLL12mw-245c-1795-GW, FWGLL3mw-234c-1773-GW and FWGLL3mw-238c-1776-GW, the surrogate, DCB, recovered below control limits of 50%, but above 10%. The sample results for FWGLL12mw-128c-1781-GW, FWGLL12mw-153c-1782-GW, FWGLL12mw-184c-1786-GW, FWGLL12mw-186c-1788-GW, FWGLL12mw-242c-1792-GW, FWGLL12mw-243c-1793-GW, FWGLL12mw-245c-1795-GW, FWGLL3mw-234c-1773-GW and FWGLL3mw-238c-1776-GW, were qualified as estimated, "J/UJ". • Sample FWGLL12mw-DUP4-1802-GW had TCMX recover below limits at 48% and at 32% for DCB. The sample results for FWGLL12mw-DUP4-1802-GW was qualified as estimated, "J/UJ", as a result of surrogate outliers.	LCG Table 4 >150%=J; 10% -50%=J/UJ; <10%=J/R
27. Was a field duplicate analyzed? Were the RPDs ≤30%?	✓				QAPP Table 3-2 RPD >30=J
28. Were all positive results verified by a second column confirmation? Were the RPD's ≤ 40?		✓		The confirmation column RPD was above control limits for alpha-BHC on samples FWGLL12mw-154c-1783-GW at 52.6%, FWGEQUIPRinse-1807-GW at 135% and FWGLL3mw-234c-1773-GW at 86%. The alpha-BHC results for samples FWGLL12mw-154c-1783-GW, FWGEQUIPRinse-1807-GW and FWGLL3mw-234c-1773-GW were qualified as estimated, "J".	LCG Table 4 >40 RPD=J
29. Were reported sample concentrations within calibration range?	✓				
30. Were laboratory-generated Quality Control Exception Reports issued?		✓			
31. Were lab comments included in		✓			

Ravenna, OH Data Review Checklist

Project Number: 030240.0006
Sample Event: July 2011
Data Reviewer/Date: Angye Dragotta/ September 23, 2011

SDG: 240-2499-1 R0
Analysis: SW846 8081A

Review Questions:	Yes	No	N/A	Comments	Qual/Criteria
report? If yes, summarize contents.					

References:
Louisville Chemistry Guidelines (LCG), USACE June 2002 version 5; Section I "Chemical Analysis Criteria" Table 4 and Attachment A "Data Validation Guidelines:
Final Quality Assurance Project Plan (QAPP) Addendum for the Facility-Wide Groundwater Monitoring Program Ravenna Army Ammunition Plant, Ravenna, OH, Portage Environmental September 2004

Additional Comments

FORM III
PESTICIDES METHOD REPORTING LIMIT CHECK RECOVERY

8/29/11
@1343

Lab Name: TestAmerica North Canton Job No.: 240-2499-1

SDG No.:

Matrix: Water Level: Low Lab File ID: P9082915.D

Lab ID: MRL 240-13531/15 Client ID:

COMPOUND	SPIKE ADDED (ng/uL)	MRL CONCENTRATION (ng/uL)	MRL % REC	QC LIMITS REC	#
Aldrin	0.00500	0.00521	104	70-130	
Aldrin	0.00500	0.00444	89	70-130	
alpha-BHC	0.00500	0.00214 J	43	70-130	*
alpha-BHC	0.00500	0.00628	126	70-130	
alpha-Chlordane	0.00500	0.00489	98	70-130	
alpha-Chlordane	0.00500	0.00451	90	70-130	
beta-BHC	0.00500	0.00492	98	70-130	
beta-BHC	0.00500	0.00439	88	70-130	
4,4'-DDD	0.00500	0.00405	81	70-130	
4,4'-DDD	0.00500	0.00377	75	70-130	
4,4'-DDE	0.00500	0.00500	100	70-130	
4,4'-DDE	0.00500	0.00473	95	70-130	
4,4'-DDT	0.00500	0.00388	78	70-130	
4,4'-DDT	0.00500	0.00398	80	70-130	
delta-BHC	0.00500	0.00419	84	70-130	
delta-BHC	0.00500	0.00608	122	70-130	
Dieldrin	0.00500	0.00475	95	70-130	
Dieldrin	0.00500	0.00425	85	70-130	
Endosulfan I	0.00500	0.00479	96	70-130	
Endosulfan I	0.00500	0.00440	88	70-130	
Endosulfan II	0.00500	0.00481	96	70-130	
Endosulfan II	0.00500	0.00434	87	70-130	
Endosulfan sulfate	0.00500	0.00450	90	70-130	
Endosulfan sulfate	0.00500	0.00386	77	70-130	
Endrin	0.00500	0.00541	108	70-130	
Endrin	0.00500	0.00429	86	70-130	
Endrin aldehyde	0.00500	0.00439	88	70-130	
Endrin aldehyde	0.00500	0.00433	87	70-130	
Endrin ketone	0.00500	0.00420	84	70-130	
Endrin ketone	0.00500	0.00380	76	70-130	
gamma-BHC (Lindane)	0.00500	0.00418	84	70-130	
gamma-BHC (Lindane)	0.00500	0.00381	76	70-130	
gamma-Chlordane	0.00500	0.00466	93	70-130	
gamma-Chlordane	0.00500	0.00433	87	70-130	
Heptachlor	0.00500	0.00458	92	70-130	
Heptachlor	0.00500	0.00413	83	70-130	
Heptachlor epoxide	0.00500	0.00498	100	70-130	
Heptachlor epoxide	0.00500	0.00459	92	70-130	
Methoxychlor	0.00500	0.00405 J	81	70-130	
Methoxychlor	0.00500	0.00408 J	82	70-130	

Column to be used to flag recovery and RPD values

FORM III 8081A

FORM III

PESTICIDES METHOD REPORTING LIMIT CHECK RECOVERY

8/29/11 @ 1005

Lab Name: TestAmerica North Canton Job No.: 240-2499-1

SDG No.:

Matrix: Water Level: Low Lab File ID: P9082907.D

Lab ID: MRL 240-13531/7 Client ID:

COMPOUND	SPIKE ADDED (ng/uL)	MRL CONCENTRATION (ng/uL)	MRL % REC	QC LIMITS REC	#
Aldrin	0.00500	0.00583	117	70-130	
Aldrin	0.00500	0.00503	101	70-130	
alpha-BHC	0.00500	0.00503	101	70-130	
alpha-BHC	0.00500	0.00666	133	70-130	^
alpha-Chlordane	0.00500	0.00567	113	70-130	
alpha-Chlordane	0.00500	0.00511	102	70-130	
beta-BHC	0.00500	0.00561	112	70-130	
beta-BHC	0.00500	0.00516	103	70-130	
4,4'-DDD	0.00500	0.00491	98	70-130	
4,4'-DDD	0.00500	0.00422	84	70-130	
4,4'-DDE	0.00500	0.00577	115	70-130	
4,4'-DDE	0.00500	0.00521	104	70-130	
4,4'-DDT	0.00500	0.00472	94	70-130	
4,4'-DDT	0.00500	0.00440	88	70-130	
delta-BHC	0.00500	0.00470	94	70-130	
delta-BHC	0.00500	0.00671	134	70-130	^
Dieldrin	0.00500	0.00547	109	70-130	
Dieldrin	0.00500	0.00485	97	70-130	
Endosulfan I	0.00500	0.00553	111	70-130	
Endosulfan I	0.00500	0.00494	99	70-130	
Endosulfan II	0.00500	0.00575	115	70-130	
Endosulfan II	0.00500	0.00483	97	70-130	
Endosulfan sulfate	0.00500	0.00529	106	70-130	
Endosulfan sulfate	0.00500	0.00467	93	70-130	
Endrin	0.00500	0.00549	110	70-130	
Endrin	0.00500	0.00491	98	70-130	
Endrin aldehyde	0.00500	0.00524	105	70-130	
Endrin aldehyde	0.00500	0.00477	95	70-130	
Endrin ketone	0.00500	0.00509	102	70-130	
Endrin ketone	0.00500	0.00450	90	70-130	
gamma-BHC (Lindane)	0.00500	0.00504	101	70-130	
gamma-BHC (Lindane)	0.00500	0.00432	86	70-130	
gamma-Chlordane	0.00500	0.00536	107	70-130	
gamma-Chlordane	0.00500	0.00497	99	70-130	
Heptachlor	0.00500	0.00520	104	70-130	
Heptachlor	0.00500	0.00505	101	70-130	
Heptachlor epoxide	0.00500	0.00567	113	70-130	
Heptachlor epoxide	0.00500	0.00508	102	70-130	
Methoxychlor	0.00500	0.00495 J	99	70-130	
Methoxychlor	0.00500	0.00426 J	85	70-130	

Column to be used to flag recovery and RPD values

FORM III 8081A

FORM I
PESTICIDES ORGANICS ANALYSIS DATA SHEET

Lab Name: TestAmerica North Canton | Job No.: 240-2499-1

SDG No.:

Client Sample ID: FWGLL12mw-DUP4-1802-GW | Lab Sample ID: 240-2499-6

Matrix: Water | Lab File ID: P9082909.D

Analysis Method: 8081A | Date Collected: 08/03/2011 11:45

Extraction Method: 3510C | Date Extracted: 08/06/2011 08:35

Sample wt/vol: 990(mL) | Date Analyzed: 08/29/2011 11:03

Con. Extract Vol.: 5(mL) | Dilution Factor: 1

Injection Volume: 1(uL) | GC Column: CLP-2 ID: 0.53(mm)

% Moisture: | GPC Cleanup:(Y/N) N

Analysis Batch No.: 13531 | Units: ug/L

CAS NO.	COMPOUND NAME	RESULT	Q	RL	MDL
309-00-2	Aldrin	0.030	U	0.030	0.0083
319-84-6	alpha-BHC	0.030	U	0.030	0.0071
5103-71-9	alpha-Chlordane	0.030	U	0.030	0.014
319-85-7	beta-BHC	0.030	U	0.030	0.0085
72-54-8	4,4'-DDD	0.030	U *	0.030	0.0097
72-55-9	4,4'-DDE	0.030	U	0.030	0.0098
50-29-3	4,4'-DDT	0.030	U	0.030	0.016
319-86-8	delta-BHC	0.030	U	0.030	0.0088
60-57-1	Dieldrin	0.030	U	0.030	0.0076
959-98-8	Endosulfan I	0.025	U	0.025	0.013
33213-65-9	Endosulfan II	0.025	U	0.025	0.012
1031-07-8	Endosulfan sulfate	0.030	U	0.030	0.011
72-20-8	Endrin	0.030	U	0.030	0.011
7421-93-4	Endrin aldehyde	0.030	U	0.030	0.011
53494-70-5	Endrin ketone	0.030	U	0.030	0.0079
58-89-9	gamma-BHC (Lindane)	0.030	U	0.030	0.0065
5103-74-2	gamma-Chlordane	0.030	U	0.030	0.012
76-44-8	Heptachlor	0.030	U	0.030	0.0081
1024-57-3	Heptachlor epoxide	0.030	U	0.030	0.0072
72-43-5	Methoxychlor	0.10	U	0.10	0.032
8001-35-2	Toxaphene	2.0	U	2.0	0.32

CAS NO.	SURROGATE	%REC	Q	LIMITS
2051-24-3	DCB Decachlorobiphenyl	32	X	50-150
877-09-8	Tetrachloro-m-xylene	43	X	50-150

FORM I
PESTICIDES ORGANICS ANALYSIS DATA SHEET

Lab Name: TestAmerica North Canton | Job No.: 240-2499-1

SDG No.:

Client Sample ID: FWGLL3mw-DUP2-1800-GW | Lab Sample ID: 240-2499-16

Matrix: Water | Lab File ID: P9082910.D

Analysis Method: 8081A | Date Collected: 08/03/2011 10:22

Extraction Method: 3510C | Date Extracted: 08/06/2011 08:35

Sample wt/vol: 940(mL) | Date Analyzed: 08/29/2011 11:27

Con. Extract Vol.: 5(mL) | Dilution Factor: 2

Injection Volume: 1(uL) | GC Column: CLP-2 ID: 0.53(mm)

% Moisture: | GPC Cleanup:(Y/N) N

Analysis Batch No.: 13531 | Units: ug/L

CAS NO.	COMPOUND NAME	RESULT	Q	RL	MDL
309-00-2	Aldrin	0.064	U	0.064	0.017
319-84-6	alpha-BHC	0.064	U	0.064	0.015
5103-71-9	alpha-Chlordane	0.064	U	0.064	0.030
319-85-7	beta-BHC	0.064	U	0.064	0.018
72-54-8	4,4'-DDD	0.064	U *	0.064	0.020
72-55-9	4,4'-DDE	0.064	U	0.064	0.021
50-29-3	4,4'-DDT	0.064	U	0.064	0.034
319-86-8	delta-BHC	0.064	U	0.064	0.019
60-57-1	Dieldrin	0.064	U	0.064	0.016
959-98-8	Endosulfan I	0.053	U	0.053	0.028
33213-65-9	Endosulfan II	0.053	U	0.053	0.026
1031-07-8	Endosulfan sulfate	0.064	U	0.064	0.023
72-20-8	Endrin	0.064	U	0.064	0.023
7421-93-4	Endrin aldehyde	0.064	U	0.064	0.023
53494-70-5	Endrin ketone	0.064	U	0.064	0.017
58-89-9	gamma-BHC (Lindane)	0.064	U	0.064	0.014
5103-74-2	gamma-Chlordane	0.064	U	0.064	0.026
76-44-8	Heptachlor	0.064	U	0.064	0.017
1024-57-3	Heptachlor epoxide	0.064	U	0.064	0.015
72-43-5	Methoxychlor	0.21	U	0.21	0.068
8001-35-2	Toxaphene	4.3	U	4.3	0.68

CAS NO.	SURROGATE	%REC	Q	LIMITS
2051-24-3	DCB Decachlorobiphenyl	103		50-150
877-09-8	Tetrachloro-m-xylene	95		50-150

PESTICIDES ANALYSIS RUN LOG

Lab Name: TestAmerica North Canton Job No.: 240-2499-1

SDG No.:

Instrument ID: A2HP9 Start Date: 08/29/2011 08:41

Analysis Batch Number: 13531 End Date: 08/29/2011 13:43

LAB SAMPLE ID	CLIENT SAMPLE ID	DATE ANALYZED	DILUTION FACTOR	LAB FILE ID	COLUMN ID
PEM 240-13531/4		08/29/2011 08:41	1	P9082904.D	CLP-1 0.53(mm)
PEM 240-13531/4		08/29/2011 08:41	1	P9082904.D	CLP-2 0.53(mm)
CCV 240-13531/6 CCVRT		08/29/2011 09:36	1	P9082906.D	CLP-1 0.53(mm)
CCV 240-13531/6 CCVRT		08/29/2011 09:36	1	P9082906.D	CLP-2 0.53(mm)
MRL 240-13531/7		08/29/2011 10:05	1	P9082907.D	CLP-1 0.53(mm)
MRL 240-13531/7		08/29/2011 10:05	1	P9082907.D	CLP-2 0.53(mm)
CCV 240-13531/8		08/29/2011 10:34	1	P9082908.D	CLP-1 0.53(mm)
CCV 240-13531/8		08/29/2011 10:34	1	P9082908.D	CLP-2 0.53(mm)
240-2499-6	FWGLL12mw-DUP4-1802-GW	08/29/2011 11:03	1	P9082909.D	CLP-1 0.53(mm)
240-2499-6	FWGLL12mw-DUP4-1802-GW	08/29/2011 11:03	1	P9082909.D	CLP-2 0.53(mm)
240-2499-16	FWGLL3mw-DUP2-1800-GW	08/29/2011 11:27	2	P9082910.D	CLP-1 0.53(mm)
240-2499-16	FWGLL3mw-DUP2-1800-GW	08/29/2011 11:27	2	P9082910.D	CLP-2 0.53(mm)
240-2499-31 MSD	FWGLL12mw-088C-1778-GW MSD	08/29/2011 12:16	2	P9082912.D	CLP-1 0.53(mm)
240-2499-31 MSD	FWGLL12mw-088C-1778-GW MSD	08/29/2011 12:16	2	P9082912.D	CLP-2 0.53(mm)
CCV 240-13531/13		08/29/2011 12:46	1	P9082913.D	CLP-1 0.53(mm)
CCV 240-13531/13		08/29/2011 12:46	1	P9082913.D	CLP-2 0.53(mm)
CCV 240-13531/14		08/29/2011 13:14	1	P9082914.D	CLP-1 0.53(mm)
CCV 240-13531/14		08/29/2011 13:14	1	P9082914.D	CLP-2 0.53(mm)
MRL 240-13531/15		08/29/2011 13:43	1	P9082915.D	CLP-1 0.53(mm)
MRL 240-13531/15		08/29/2011 13:43	1	P9082915.D	CLP-2 0.53(mm)

FORM III

PESTICIDES METHOD REPORTING LIMIT CHECK RECOVERY

8/25/11 @ 1905

Lab Name: TestAmerica North Canton Job No.: 240-2499-1

SDG No.:

Matrix: Water Level: Low Lab File ID: P9082508.D

Lab ID: MRL 240-13300/8 Client ID:

COMPOUND	SPIKE ADDED (ng/uL)	MRL CONCENTRATION (ng/uL)	MRL % REC	QC LIMITS REC	#
Aldrin	0.00500	0.00565	113	70-130	
Aldrin	0.00500	0.00489	98	70-130	
alpha-BHC	0.00500	0.00500	100	70-130	
alpha-BHC	0.00500	0.00673	135	70-130	^
alpha-Chlordane	0.00500	0.00553	111	70-130	
alpha-Chlordane	0.00500	0.00502	100	70-130	
beta-BHC	0.00500	0.00567	113	70-130	
beta-BHC	0.00500	0.00547	109	70-130	
4,4'-DDD	0.00500	0.00508	102	70-130	
4,4'-DDD	0.00500	0.00458	92	70-130	
4,4'-DDE	0.00500	0.00569	114	70-130	
4,4'-DDE	0.00500	0.00515	103	70-130	
4,4'-DDT	0.00500	0.00491	98	70-130	
4,4'-DDT	0.00500	0.00459	92	70-130	
delta-BHC	0.00500	0.00502	100	70-130	
delta-BHC	0.00500	0.00686	137	70-130	^
Dieldrin	0.00500	0.00550	110	70-130	
Dieldrin	0.00500	0.00484	97	70-130	
Endosulfan I	0.00500	0.00571	114	70-130	
Endosulfan I	0.00500	0.00505	101	70-130	
Endosulfan II	0.00500	0.00556	111	70-130	
Endosulfan II	0.00500	0.00494	99	70-130	
Endosulfan sulfate	0.00500	0.00541	108	70-130	
Endosulfan sulfate	0.00500	0.00497	99	70-130	
Endrin	0.00500	0.00635	127	70-130	
Endrin	0.00500	0.00498	100	70-130	
Endrin aldehyde	0.00500	0.00558	112	70-130	
Endrin aldehyde	0.00500	0.00507	101	70-130	
Endrin ketone	0.00500	0.00530	106	70-130	
Endrin ketone	0.00500	0.00466	93	70-130	
gamma-BHC (Lindane)	0.00500	0.00505	101	70-130	
gamma-BHC (Lindane)	0.00500	0.00455	91	70-130	
gamma-Chlordane	0.00500	0.00535	107	70-130	
gamma-Chlordane	0.00500	0.00484	97	70-130	
Heptachlor	0.00500	0.00550	110	70-130	
Heptachlor	0.00500	0.00509	102	70-130	
Heptachlor epoxide	0.00500	0.00567	113	70-130	
Heptachlor epoxide	0.00500	0.00502	100	70-130	
Methoxychlor	0.00500	0.00538 J	108	70-130	
Methoxychlor	0.00500	0.00485 J	97	70-130	

Column to be used to flag recovery and RPD values

FORM III 8081A

FORM III
PESTICIDES METHOD REPORTING LIMIT CHECK RECOVERY

8/24/11 a 0649

Lab Name: TestAmerica North Canton Job No.: 240-2499-1

SDG No.:

Matrix: Water Level: Low Lab File ID: P9082537.D

Lab ID: MRL 240-13300/37 Client ID:

COMPOUND	SPIKE ADDED (ng/uL)	MRL CONCENTRATION (ng/uL)	MRL % REC	QC LIMITS REC	#
Aldrin	0.00500	0.00561	112	70-130	
Aldrin	0.00500	0.00504	101	70-130	
alpha-BHC	0.00500	0.00492	98	70-130	
alpha-BHC	0.00500	0.00675	135	70-130	^
alpha-Chlordane	0.00500	0.00564	113	70-130	
alpha-Chlordane	0.00500	0.00525	105	70-130	
beta-BHC	0.00500	0.00572	114	70-130	
beta-BHC	0.00500	0.00558	112	70-130	
4,4'-DDD	0.00500	0.00539	108	70-130	
4,4'-DDD	0.00500	0.00496	99	70-130	
4,4'-DDE	0.00500	0.00609	122	70-130	
4,4'-DDE	0.00500	0.00550	110	70-130	
4,4'-DDT	0.00500	0.00526	105	70-130	
4,4'-DDT	0.00500	0.00507	101	70-130	
delta-BHC	0.00500	0.00488	98	70-130	
delta-BHC	0.00500	0.00682	136	70-130	^
Dieldrin	0.00500	0.00558	112	70-130	
Dieldrin	0.00500	0.00510	102	70-130	
Endosulfan I	0.00500	0.00574	115	70-130	
Endosulfan I	0.00500	0.00523	105	70-130	
Endosulfan II	0.00500	0.00595	119	70-130	
Endosulfan II	0.00500	0.00534	107	70-130	
Endosulfan sulfate	0.00500	0.00560	112	70-130	
Endosulfan sulfate	0.00500	0.00525	105	70-130	
Endrin	0.00500	0.00586	117	70-130	
Endrin	0.00500	0.00525	105	70-130	
Endrin aldehyde	0.00500	0.00586	117	70-130	
Endrin aldehyde	0.00500	0.00552	110	70-130	
Endrin ketone	0.00500	0.00568	114	70-130	
Endrin ketone	0.00500	0.00514	103	70-130	
gamma-BHC (Lindane)	0.00500	0.00494	99	70-130	
gamma-BHC (Lindane)	0.00500	0.00450	90	70-130	
gamma-Chlordane	0.00500	0.00537	107	70-130	
gamma-Chlordane	0.00500	0.00505	101	70-130	
Heptachlor	0.00500	0.00554	111	70-130	
Heptachlor	0.00500	0.00524	105	70-130	
Heptachlor epoxide	0.00500	0.00569	114	70-130	
Heptachlor epoxide	0.00500	0.00528	106	70-130	
Methoxychlor	0.00500	0.00571 J	114	70-130	
Methoxychlor	0.00500	0.00547 J	109	70-130	

Column to be used to flag recovery and RPD values

FORM III 8081A

FORM I
PESTICIDES ORGANICS ANALYSIS DATA SHEET

Lab Name: TestAmerica North Canton
Job No.: 240-2499-1
SDG No.:
Client Sample ID: FWGLL3mw-234C-1773-GW
Lab Sample ID: 240-2499-14
Matrix: Water
Lab File ID: P9082515.D
Analysis Method: 8081A
Date Collected: 08/03/2011 09:12
Extraction Method: 3510C
Date Extracted: 08/06/2011 08:35
Sample wt/vol: 960(mL)
Date Analyzed: 08/25/2011 21:55
Con. Extract Vol.: 5(mL)
Dilution Factor: 1
Injection Volume: 1(uL)
GC Column: CLP-2 ID: 0.53(mm)
% Moisture:
GPC Cleanup:(Y/N) N
Analysis Batch No.: 13300
Units: ug/L

CAS NO.	COMPOUND NAME	RESULT	Q	RL	MDL
319-84-6	alpha-BHC	0.018	J	0.031	0.0073

CAS NO.	SURROGATE	%REC	Q	LIMITS
2051-24-3	DCB Decachlorobiphenyl	33	X	50-150
877-09-8	Tetrachloro-m-xylene	87		50-150

FORM I
PESTICIDES ORGANICS ANALYSIS DATA SHEET

Lab Name: TestAmerica North Canton
Job No.: 240-2499-1
SDG No.:
Client Sample ID: FWGEQUIPRINSE3-1807-GW
Lab Sample ID: 240-2499-12
Matrix: Water
Lab File ID: P9082514.D
Analysis Method: 8081A
Date Collected: 08/03/2011 17:00
Extraction Method: 3510C
Date Extracted: 08/06/2011 08:35
Sample wt/vol: 1030(mL)
Date Analyzed: 08/25/2011 21:31
Con. Extract Vol.: 5(mL)
Dilution Factor: 1
Injection Volume: 1(uL)
GC Column: CLP-2 ID: 0.53(mm)
% Moisture:
GPC Cleanup:(Y/N) N
Analysis Batch No.: 13300
Units: ug/L

CAS NO.	COMPOUND NAME	RESULT	Q	RL	MDL
319-84-6	alpha-BHC	0.016	J	0.029	0.0068

CAS NO.	SURROGATE	%REC	Q	LIMITS
2051-24-3	DCB Decachlorobiphenyl	102		50-150
877-09-8	Tetrachloro-m-xylene	80		50-150

PESTICIDES ANALYSIS RUN LOG

Lab Name: TestAmerica North Canton Job No.: 240-2499-1

SDG No.:

Instrument ID: A2HP9 Start Date: 08/25/2011 17:17

Analysis Batch Number: 13300 End Date: 08/26/2011 06:49

LAB SAMPLE ID	CLIENT SAMPLE ID	DATE ANALYZED	DILUTION FACTOR	LAB FILE ID	COLUMN ID
PEM 240-13300/4		08/25/2011 17:17	1	P9082504.D	CLP-1 0.53(mm)
PEM 240-13300/4		08/25/2011 17:17	1	P9082504.D	CLP-2 0.53(mm)
CCV 240-13300/6 CCVRT		08/25/2011 18:11	1	P9082506.D	CLP-1 0.53(mm)
CCV 240-13300/6 CCVRT		08/25/2011 18:11	1	P9082506.D	CLP-2 0.53(mm)
CCV 240-13300/7		08/25/2011 18:40	1	P9082507.D	CLP-1 0.53(mm)
CCV 240-13300/7		08/25/2011 18:40	1	P9082507.D	CLP-2 0.53(mm)
MRL 240-13300/8		08/25/2011 19:05	1	P9082508.D	CLP-1 0.53(mm)
MRL 240-13300/8		08/25/2011 19:05	1	P9082508.D	CLP-2 0.53(mm)
240-2499-2	FWGLL3mw-235C-1774-GW	08/25/2011 19:29	1	P9082509.D	CLP-1 0.53(mm)
240-2499-2	FWGLL3mw-235C-1774-GW	08/25/2011 19:29	1	P9082509.D	CLP-2 0.53(mm)
240-2499-4	FWGLL12mw-245C-1795-GW	08/25/2011 19:53	1	P9082510.D	CLP-1 0.53(mm)
240-2499-4	FWGLL12mw-245C-1795-GW	08/25/2011 19:53	1	P9082510.D	CLP-2 0.53(mm)
ZZZZZ		08/25/2011 20:17	1		CLP-1 0.53(mm)
ZZZZZ		08/25/2011 20:17	1		CLP-2 0.53(mm)
240-2499-8	FWGLL12mw-154C-1783-GW	08/25/2011 20:42	1	P9082512.D	CLP-1 0.53(mm)
240-2499-8	FWGLL12mw-154C-1783-GW	08/25/2011 20:42	1	P9082512.D	CLP-2 0.53(mm)
240-2499-10	FWGLL12mw-153C-1782-GW	08/25/2011 21:06	1	P9082513.D	CLP-1 0.53(mm)
240-2499-10	FWGLL12mw-153C-1782-GW	08/25/2011 21:06	1	P9082513.D	CLP-2 0.53(mm)
240-2499-12	FWGEQUIPRINSE3-1807-GW	08/25/2011 21:31	1	P9082514.D	CLP-1 0.53(mm)
240-2499-12	FWGEQUIPRINSE3-1807-GW	08/25/2011 21:31	1	P9082514.D	CLP-2 0.53(mm)
240-2499-14	FWGLL3mw-234C-1773-GW	08/25/2011 21:55	1	P9082515.D	CLP-1 0.53(mm)
240-2499-14	FWGLL3mw-234C-1773-GW	08/25/2011 21:55	1	P9082515.D	CLP-2 0.53(mm)
240-2499-18	FWGLL12mw-243C-1793-GW	08/25/2011 22:44	1	P9082517.D	CLP-1 0.53(mm)
240-2499-18	FWGLL12mw-243C-1793-GW	08/25/2011 22:44	1	P9082517.D	CLP-2 0.53(mm)
240-2499-20	FWGLL12mw-187C-1789-GW	08/25/2011 23:08	1	P9082518.D	CLP-1 0.53(mm)
240-2499-20	FWGLL12mw-187C-1789-GW	08/25/2011 23:08	1	P9082518.D	CLP-2 0.53(mm)
240-2499-22	FWGLL12mw-242C-1792-GW	08/25/2011 23:31	1	P9082519.D	CLP-1 0.53(mm)
240-2499-22	FWGLL12mw-242C-1792-GW	08/25/2011 23:31	1	P9082519.D	CLP-2 0.53(mm)
240-2499-24	FWGLL12mw-184C-1786-GW	08/25/2011 23:56	1	P9082520.D	CLP-1 0.53(mm)
240-2499-24	FWGLL12mw-184C-1786-GW	08/25/2011 23:56	1	P9082520.D	CLP-2 0.53(mm)
PEM 240-13300/21		08/26/2011 00:20	1	P9082521.D	CLP-1 0.53(mm)
PEM 240-13300/21		08/26/2011 00:20	1	P9082521.D	CLP-2 0.53(mm)
CCV 240-13300/22		08/26/2011 00:44	1	P9082522.D	CLP-1 0.53(mm)
CCV 240-13300/22		08/26/2011 00:44	1	P9082522.D	CLP-2 0.53(mm)
240-2499-29	FWGLL12mw-128C-1781-GW	08/26/2011 01:33	1	P9082524.D	CLP-1 0.53(mm)
240-2499-29	FWGLL12mw-128C-1781-GW	08/26/2011 01:33	1	P9082524.D	CLP-2 0.53(mm)

PESTICIDES ANALYSIS RUN LOG

Lab Name: TestAmerica North Canton Job No.: 240-2499-1

SDG No.:

Instrument ID: A2HP9 Start Date: 08/25/2011 17:17

Analysis Batch Number: 13300 End Date: 08/26/2011 06:49

LAB SAMPLE ID	CLIENT SAMPLE ID	DATE ANALYZED	DILUTION FACTOR	LAB FILE ID	COLUMN ID
240-2499-29 MS	FWGLL12mw-128C-1781-GW MS	08/26/2011 01:57	2	P9082525.D	CLP-1 0.53(mm)
240-2499-29 MS	FWGLL12mw-128C-1781-GW MS	08/26/2011 01:57	2	P9082525.D	CLP-2 0.53(mm)
240-2499-29 MSD	FWGLL12mw-128C-1781-GW MSD	08/26/2011 02:21	2	P9082526.D	CLP-1 0.53(mm)
240-2499-29 MSD	FWGLL12mw-128C-1781-GW MSD	08/26/2011 02:21	2	P9082526.D	CLP-2 0.53(mm)
240-2499-31	FWGLL12mw-088C-1778-GW	08/26/2011 02:46	1	P9082527.D	CLP-1 0.53(mm)
240-2499-31	FWGLL12mw-088C-1778-GW	08/26/2011 02:46	1	P9082527.D	CLP-2 0.53(mm)
240-2499-31 MS	FWGLL12mw-088C-1778-GW MS	08/26/2011 03:10	2	P9082528.D	CLP-1 0.53(mm)
240-2499-31 MS	FWGLL12mw-088C-1778-GW MS	08/26/2011 03:10	2	P9082526.D	CLP-2 0.53(mm)
ZZZZZ		08/26/2011 03:34	2		CLP-1 0.53(mm)
ZZZZZ		08/26/2011 03:34	2		CLP-2 0.53(mm)
240-2499-33	FWGLL12mw-186C-1788-GW	08/26/2011 03:59	1	P9082530.D	CLP-1 0.53(mm)
240-2499-33	FWGLL12mw-186C-1788-GW	08/26/2011 03:59	1	P9082530.D	CLP-2 0.53(mm)
ZZZZZ		08/26/2011 04:23	1		CLP-1 0.53(mm)
ZZZZZ		08/26/2011 04:23	1		CLP-2 0.53(mm)
ZZZZZ		08/26/2011 04:47	1		CLP-1 0.53(mm)
ZZZZZ		08/26/2011 04:47	1		CLP-2 0.53(mm)
MB 240-11087/23-A		08/26/2011 05:11	1	P9082533.D	CLP-1 0.53(mm)
MB 240-11087/23-A		08/26/2011 05:11	1	P9082533.D	CLP-2 0.53(mm)
LCS 240-11087/24-A		08/26/2011 05:36	2	P9082534.D	CLP-1 0.53(mm)
LCS 240-11087/24-A		08/26/2011 05:36	2	P9082534.D	CLP-2 0.53(mm)
CCV 240-13300/35		08/26/2011 06:00	1	P9082535.D	CLP-1 0.53(mm)
CCV 240-13300/35		08/26/2011 06:00	1	P9082535.D	CLP-2 0.53(mm)
CCV 240-13300/36		08/26/2011 06:24	1	P9082536.D	CLP-1 0.53(mm)
CCV 240-13300/36		08/26/2011 06:24	1	P9082536.D	CLP-2 0.53(mm)
MRL 240-13300/37		08/26/2011 06:49	1	P9082537.D	CLP-1 0.53(mm)
MRL 240-13300/37		08/26/2011 06:49	1	P9082537.D	CLP-2 0.53(mm)

FORM III

PESTICIDES METHOD REPORTING LIMIT CHECK RECOVERY

9/2/11 @ 0720

Lab Name: TestAmerica North Canton Job No.: 240-2499-1

SDG No.:

Matrix: Water Level: Low Lab File ID: P9090135.D

Lab ID: MRL 240-14070/35 Client ID:

COMPOUND	SPIKE ADDED (ng/uL)	MRL CONCENTRATION (ng/uL)	MRL % REC	QC LIMITS REC	#
Aldrin	0.00500	0.00638	128	70-130	
Aldrin	0.00500	0.00609	122	70-130	
alpha-BHC	0.00500	0.00604	121	70-130	
alpha-BHC	0.00500	0.00562	112	70-130	
alpha-Chlordane	0.00500	0.00683	137	70-130	^
alpha-Chlordane	0.00500	0.00653	131	70-130	^
beta-BHC	0.00500	0.00737	147	70-130	^
beta-BHC	0.00500	0.00712	142	70-130	^
4,4'-DDD	0.00500	0.00669	134	70-130	^
4,4'-DDD	0.00500	0.00694	139	70-130	^
4,4'-DDE	0.00500	0.00643	129	70-130	
4,4'-DDE	0.00500	0.00692	138	70-130	^
4,4'-DDT	0.00500	0.00604	121	70-130	
4,4'-DDT	0.00500	0.00608	122	70-130	
delta-BHC	0.00500	0.00702	140	70-130	^
delta-BHC	0.00500	0.00657	131	70-130	^
Dieldrin	0.00500	0.00674	135	70-130	^
Dieldrin	0.00500	0.00660	132	70-130	^
Endosulfan I	0.00500	0.00725	145	70-130	^
Endosulfan I	0.00500	0.00704	141	70-130	^
Endosulfan II	0.00500	0.00635	127	70-130	
Endosulfan II	0.00500	0.00678	136	70-130	^
Endosulfan sulfate	0.00500	0.00751	150	70-130	^
Endosulfan sulfate	0.00500	0.00680	136	70-130	^
Endrin	0.00500	0.00623	125	70-130	
Endrin	0.00500	0.00576	115	70-130	
Endrin aldehyde	0.00500	0.00699	140	70-130	^
Endrin aldehyde	0.00500	0.00600	120	70-130	
Endrin ketone	0.00500	0.00683	137	70-130	^
Endrin ketone	0.00500	0.00614	123	70-130	
gamma-BHC (Lindane)	0.00500	0.00664	133	70-130	^
gamma-BHC (Lindane)	0.00500	0.00622	124	70-130	
gamma-Chlordane	0.00500	0.00682	136	70-130	^
gamma-Chlordane	0.00500	0.00640	128	70-130	
Heptachlor	0.00500	0.00646	129	70-130	
Heptachlor	0.00500	0.00631	126	70-130	
Heptachlor epoxide	0.00500	0.00711	142	70-130	^
Heptachlor epoxide	0.00500	0.00639	128	70-130	
Methoxychlor	0.00500	0.00699 J	140	70-130	^
Methoxychlor	0.00500	0.00790 J	158	70-130	^

Column to be used to flag recovery and RPD values

FORM III 8081A

FORM III

PESTICIDES METHOD REPORTING LIMIT CHECK RECOVERY

9/25/1 @ 0932

Lab Name: TestAmerica North Canton Job No.: 240-2499-1

SDG No.:

Matrix: Water Level: Low Lab File ID: P9090140.D

Lab ID: MRL 240-14070/40 Client ID:

COMPOUND	SPIKE ADDED (ng/uL)	MRL CONCENTRATION (ng/uL)	MRL % REC	QC LIMITS REC	#
Aldrin	0.00500	0.00636	127	70-130	
Aldrin	0.00500	0.00595	119	70-130	
alpha-BHC	0.00500	0.00582	116	70-130	
alpha-BHC	0.00500	0.00548	110	70-130	
alpha-Chlordane	0.00500	0.00647	129	70-130	
alpha-Chlordane	0.00500	0.00623	125	70-130	
beta-BHC	0.00500	0.00679	136	70-130	^
beta-BHC	0.00500	0.00674	135	70-130	^
4,4'-DDD	0.00500	0.00659	132	70-130	^
4,4'-DDD	0.00500	0.00619	124	70-130	
4,4'-DDE	0.00500	0.00640	128	70-130	
4,4'-DDE	0.00500	0.00599	120	70-130	
4,4'-DDT	0.00500	0.00573	115	70-130	
4,4'-DDT	0.00500	0.00524	105	70-130	
delta-BHC	0.00500	0.00636	127	70-130	
delta-BHC	0.00500	0.00610	122	70-130	
Dieldrin	0.00500	0.00637	127	70-130	
Dieldrin	0.00500	0.00595	119	70-130	
Endosulfan I	0.00500	0.00684	137	70-130	^
Endosulfan I	0.00500	0.00632	126	70-130	
Endosulfan II	0.00500	0.00636	127	70-130	
Endosulfan II	0.00500	0.00620	124	70-130	
Endosulfan sulfate	0.00500	0.00671	134	70-130	^
Endosulfan sulfate	0.00500	0.00640	128	70-130	
Endrin	0.00500	0.00546	109	70-130	
Endrin	0.00500	0.00595	119	70-130	
Endrin aldehyde	0.00500	0.00643	129	70-130	
Endrin aldehyde	0.00500	0.00638	128	70-130	
Endrin ketone	0.00500	0.00638	128	70-130	
Endrin ketone	0.00500	0.00590	118	70-130	
gamma-BHC (Lindane)	0.00500	0.00624	125	70-130	
gamma-BHC (Lindane)	0.00500	0.00585	117	70-130	
gamma-Chlordane	0.00500	0.00649	130	70-130	
gamma-Chlordane	0.00500	0.00607	121	70-130	
Heptachlor	0.00500	0.00608	122	70-130	
Heptachlor	0.00500	0.00598	120	70-130	
Heptachlor epoxide	0.00500	0.00680	136	70-130	^
Heptachlor epoxide	0.00500	0.00622	124	70-130	
Methoxychlor	0.00500	0.00617 J	123	70-130	
Methoxychlor	0.00500	0.00561 J	112	70-130	

Column to be used to flag recovery and RPD values

FORM III 8081A

PESTICIDES ANALYSIS RUN LOG

Lab Name: TestAmerica North Canton Job No.: 240-2499-1

SDG No.:

Instrument ID: A2HP9 Start Date: 09/01/2011 18:31

Analysis Batch Number: 14070 End Date: 09/02/2011 09:22

LAB SAMPLE ID	CLIENT SAMPLE ID	DATE ANALYZED	DILUTION FACTOR	LAB FILE ID	COLUMN ID
ZZZZZ		09/02/2011 03:41	2		CLP-1 0.53(mm)
ZZZZZ		09/02/2011 03:41	2		CLP-2 0.53(mm)
ZZZZZ		09/02/2011 04:05	2		CLP-1 0.53(mm)
ZZZZZ		09/02/2011 04:05	2		CLP-2 0.53(mm)
ZZZZZ		09/02/2011 04:29	1		CLP-1 0.53(mm)
ZZZZZ		09/02/2011 04:29	1		CLP-2 0.53(mm)
ZZZZZ		09/02/2011 04:53	1		CLP-1 0.53(mm)
ZZZZZ		09/02/2011 04:53	1		CLP-2 0.53(mm)
ZZZZZ		09/02/2011 05:18	1		CLP-1 0.53(mm)
ZZZZZ		09/02/2011 05:18	1		CLP-2 0.53(mm)
ZZZZZ		09/02/2011 05:42	1		CLP-1 0.53(mm)
ZZZZZ		09/02/2011 05:42	1		CLP-2 0.53(mm)
ZZZZZ		09/02/2011 06:06	1		CLP-1 0.53(mm)
ZZZZZ		09/02/2011 06:06	1		CLP-2 0.53(mm)
ZZZZZ		09/02/2011 06:31	1		CLP-1 0.53(mm)
ZZZZZ		09/02/2011 06:31	1		CLP-2 0.53(mm)
ZZZZZ		09/02/2011 06:55	1		CLP-1 0.53(mm)
ZZZZZ		09/02/2011 06:55	1		CLP-2 0.53(mm)
MRL 240-14070/35		09/02/2011 07:20	1	P9090135.D	CLP-1 0.53(mm)
MRL 240-14070/35		09/02/2011 07:20	1	P9090135.D	CLP-2 0.53(mm)
240-2499-26	FWGLL3mw-238C-1776-GW	09/02/2011 07:44	20	P9090136.D	CLP-1 0.53(mm)
240-2499-26	FWGLL3mw-238C-1776-GW	09/02/2011 07:44	20	P9090136.D	CLP-2 0.53(mm)
CCV 240-14070/37		09/02/2011 08:09	1	P9090137.D	CLP-1 0.53(mm)
CCV 240-14070/37		09/02/2011 08:09	1	P9090137.D	CLP-2 0.53(mm)
CCV 240-14070/38		09/02/2011 08:33	1	P9090138.D	CLP-1 0.53(mm)
CCV 240-14070/38		09/02/2011 08:33	1	P9090138.D	CLP-2 0.53(mm)
CCV 240-14070/39		09/02/2011 08:58	1	P9090139.D	CLP-1 0.53(mm)
CCV 240-14070/39		09/02/2011 08:58	1	P9090139.D	CLP-2 0.53(mm)
MRL 240-14070/40		09/02/2011 09:22	1	P9090140.D	CLP-1 0.53(mm)
MRL 240-14070/40		09/02/2011 09:22	1	P9090140.D	CLP-2 0.53(mm)

FORM I
PESTICIDES ORGANICS ANALYSIS DATA SHEET

Lab Name: TestAmerica North Canton Job No.: 240-2499-1

SDG No.:

Client Sample ID: FWGLL3mw-238C-1776-GW Lab Sample ID: 240-2499-26

Matrix: Water Lab File ID: P9090136.D

Analysis Method: 8081A Date Collected: 08/03/2011 08:59

Extraction Method: 3510C Date Extracted: 08/06/2011 08:35

Sample wt/vol: 1050(mL) Date Analyzed: 09/02/2011 07:44

Con. Extract Vol.: 5(mL) Dilution Factor: 20

Injection Volume: 1(uL) GC Column: CLP-2 ID: 0.53(mm)

% Moisture: GPC Cleanup:(Y/N) N

Analysis Batch No.: 14070 Units: ug/L

CAS NO.	COMPOUND NAME	RESULT	Q	RL	MDL
309-00-2	Aldrin	0.57	U	0.57	0.16
319-84-6	alpha-BHC	0.57	U	0.57	0.13
5103-71-9	alpha-Chlordane	0.57	U	0.57	0.27
319-85-7	beta-BHC	0.57	U	0.57	0.16
72-54-8	4,4'-DDD	0.57	U *	0.57	0.18
72-55-9	4,4'-DDE	0.57	U	0.57	0.18
50-29-3	4,4'-DDT	0.57	U	0.57	0.30
319-86-8	delta-BHC	0.57	U	0.57	0.17
60-57-1	Dieldrin	0.57	U	0.57	0.14
959-98-8	Endosulfan I	0.48	U	0.48	0.25
33213-65-9	Endosulfan II	0.48	U	0.48	0.23
1031-07-8	Endosulfan sulfate	0.57	U	0.57	0.21
72-20-8	Endrin	0.57	U	0.57	0.21
7421-93-4	Endrin aldehyde	0.57	U	0.57	0.21
53494-70-5	Endrin ketone	0.57	U	0.57	0.15
58-89-9	gamma-BHC (Lindane)	0.57	U	0.57	0.12
5103-74-2	gamma-Chlordane	0.57	U	0.57	0.23
76-44-8	Heptachlor	0.57	U	0.57	0.15
1024-57-3	Heptachlor epoxide	0.57	U	0.57	0.14
72-43-5	Methoxychlor	1.9	U	1.9	0.61
8001-35-2	Toxaphene	38	U	38	6.1

CAS NO.	SURROGATE	%REC	Q	LIMITS
2051-24-3	DCB Decachlorobiphenyl	44	X	50-150
877-09-8	Tetrachloro-m-xylene	99		50-150

PESTICIDES ANALYSIS RUN LOG

Lab Name: TestAmerica North Canton Job No.: 240-2499-1

SDG No.:

Instrument ID: A2HP9 Start Date: 08/29/2011 17:52

Analysis Batch Number: 13651 End Date: 08/29/2011 22:13

LAB SAMPLE ID	CLIENT SAMPLE ID	DATE ANALYZED	DILUTION FACTOR	LAB FILE ID	COLUMN ID
STD1 240-13651/5 IC		08/29/2011 17:52	1	P9082905.D	CLP-1 0.53(mm)
STD1 240-13651/5 IC		08/29/2011 17:52	1	P9082905.D	CLP-2 0.53(mm)
STD2 240-13651/6 IC		08/29/2011 18:17	1	P9082906.D	CLP-1 0.53(mm)
STD2 240-13651/6 IC		08/29/2011 18:17	1	P9082906.D	CLP-2 0.53(mm)
STD3 240-13651/7 IC		08/29/2011 18:40	1	P9082907.D	CLP-1 0.53(mm)
STD3 240-13651/7 IC		08/29/2011 18:40	1	P9082907.D	CLP-2 0.53(mm)
STD4 240-13651/8 IC		08/29/2011 19:05	1	P9082908.D	CLP-1 0.53(mm)
STD4 240-13651/8 IC		08/29/2011 19:05	1	P9082908.D	CLP-2 0.53(mm)
STD5 240-13651/9 IC		08/29/2011 19:28	1	P9082909.D	CLP-1 0.53(mm)
STD5 240-13651/9 IC		08/29/2011 19:28	1	P9082909.D	CLP-2 0.53(mm)
ICV 240-13651/10		08/29/2011 19:52	1		CLP-1 0.53(mm)
ICV 240-13651/10		08/29/2011 19:52	1		CLP-2 0.53(mm)
STD1 240-13651/11 IC		08/29/2011 20:15	1	P9082911.D	CLP-1 0.53(mm)
STD1 240-13651/11 IC		08/29/2011 20:15	1	P9082911.D	CLP-2 0.53(mm)
STD2 240-13651/12 IC		08/29/2011 20:38	1	P9082912.D	CLP-1 0.53(mm)
STD2 240-13651/12 IC		08/29/2011 20:38	1	P9082912.D	CLP-2 0.53(mm)
STD3 240-13651/13 IC		08/29/2011 21:02	1	P9082913.D	CLP-1 0.53(mm)
STD3 240-13651/13 IC		08/29/2011 21:02	1	P9082913.D	CLP-2 0.53(mm)
STD4 240-13651/14 IC		08/29/2011 21:27	1	P9082914.D	CLP-1 0.53(mm)
STD4 240-13651/14 IC		08/29/2011 21:27	1	P9082914.D	CLP-2 0.53(mm)
STD5 240-13651/15 IC		08/29/2011 21:50	1	P9082915.D	CLP-1 0.53(mm)
STD5 240-13651/15 IC		08/29/2011 21:50	1	P9082915.D	CLP-2 0.53(mm)
ICV 240-13651/16		08/29/2011 22:13	1		CLP-1 0.53(mm)
ICV 240-13651/16		08/29/2011 22:13	1		CLP-2 0.53(mm)

PESTICIDES ANALYSIS RUN LOG

Lab Name: TestAmerica North Canton Job No.: 240-2499-1

SDG No.:

Instrument ID: A2HP9 Start Date: 09/01/2011 18:31

Analysis Batch Number: 14070 End Date: 09/02/2011 09:22

LAB SAMPLE ID	CLIENT SAMPLE ID	DATE ANALYZED	DILUTION FACTOR	LAB FILE ID	COLUMN ID
PEM 240-14070/4		09/01/2011 18:31	1	P9090104.D	CLP-1 0.53(mm)
PEM 240-14070/4		09/01/2011 18:31	1	P9090104.D	CLP-2 0.53(mm)
STD1 240-14070/5 IC		09/01/2011 19:00	1	P9090105.D	CLP-1 0.53(mm)
STD1 240-14070/5 IC		09/01/2011 19:00	1	P9090105.D	CLP-2 0.53(mm)
STD2 240-14070/6 IC		09/01/2011 19:30	1	P9090106.D	CLP-1 0.53(mm)
STD2 240-14070/6 IC		09/01/2011 19:30	1	P9090106.D	CLP-2 0.53(mm)
STD3 240-14070/7 ICRT		09/01/2011 19:54	1	P9090107.D	CLP-1 0.53(mm)
STD3 240-14070/7 ICRT		09/01/2011 19:54	1	P9090107.D	CLP-2 0.53(mm)
STD4 240-14070/8 IC		09/01/2011 20:19	1	P9090108.D	CLP-1 0.53(mm)
STD4 240-14070/8 IC		09/01/2011 20:19	1	P9090108.D	CLP-2 0.53(mm)
STD5 240-14070/9 IC		09/01/2011 20:42	1	P9090109.D	CLP-1 0.53(mm)
STD5 240-14070/9 IC		09/01/2011 20:42	1	P9090109.D	CLP-2 0.53(mm)
STD6 240-14070/10 IC		09/01/2011 21:07	1	P9090110.D	CLP-1 0.53(mm)
STD6 240-14070/10 IC		09/01/2011 21:07	1	P9090110.D	CLP-2 0.53(mm)
ICV 240-14070/11		09/01/2011 21:30	1	P9090111.D	CLP-1 0.53(mm)
ICV 240-14070/11		09/01/2011 21:30	1	P9090111.D	CLP-2 0.53(mm)
CCV 240-14070/12		09/01/2011 21:54	1	P9090112.D	CLP-1 0.53(mm)
CCV 240-14070/12		09/01/2011 21:54	1	P9090112.D	CLP-2 0.53(mm)
CCV 240-14070/13		09/01/2011 22:23	1		CLP-1 0.53(mm)
CCV 240-14070/13		09/01/2011 22:23	1		CLP-2 0.53(mm)
ZZZZZ		09/01/2011 22:48	10		CLP-1 0.53(mm)
ZZZZZ		09/01/2011 22:48	10		CLP-2 0.53(mm)
ZZZZZ		09/01/2011 23:13	1		CLP-1 0.53(mm)
ZZZZZ		09/01/2011 23:13	1		CLP-2 0.53(mm)
ZZZZZ		09/01/2011 23:37	1		CLP-1 0.53(mm)
ZZZZZ		09/01/2011 23:37	1		CLP-2 0.53(mm)
ZZZZZ		09/02/2011 00:01	10		CLP-1 0.53(mm)
ZZZZZ		09/02/2011 00:01	10		CLP-2 0.53(mm)
ZZZZZ		09/02/2011 00:26	10		CLP-1 0.53(mm)
ZZZZZ		09/02/2011 00:26	10		CLP-2 0.53(mm)
ZZZZZ		09/02/2011 00:50	10		CLP-1 0.53(mm)
ZZZZZ		09/02/2011 00:50	10		CLP-2 0.53(mm)
ZZZZZ		09/02/2011 01:15	10		CLP-1 0.53(mm)
ZZZZZ		09/02/2011 01:15	10		CLP-2 0.53(mm)
ZZZZZ		09/02/2011 01:39	10		CLP-1 0.53(mm)
ZZZZZ		09/02/2011 01:39	10		CLP-2 0.53(mm)
ZZZZZ		09/02/2011 02:03	2		CLP-1 0.53(mm)
ZZZZZ		09/02/2011 02:03	2		CLP-2 0.53(mm)
ZZZZZ		09/02/2011 02:28	10		CLP-1 0.53(mm)
ZZZZZ		09/02/2011 02:28	10		CLP-2 0.53(mm)
PEM 240-14070/24		09/02/2011 02:52	1	P9090124.D	CLP-1 0.53(mm)
PEM 240-14070/24		09/02/2011 02:52	1	P9090124.D	CLP-2 0.53(mm)
CCV 240-14070/25		09/02/2011 03:17	1	P9090125.D	CLP-1 0.53(mm)
CCV 240-14070/25		09/02/2011 03:17	1	P9090125.D	CLP-2 0.53(mm)

FORM X
IDENTIFICATION SUMMARY

Lab Name: TestAmerica North Canton Job No.: 240-2499-1

SDG No.:

Client Sample ID: FWGLL3mw-234C-1773-GW Lab Sample ID: 240-2499-14

Instrument ID (1): A2HP9 Instrument ID (2): A2HP9

Date Analyzed (1): 08/25/2011 21:55 Date Analyzed (2): 08/25/2011 21:55

GC Column (1): CLP-1 ID: 0.53(mm) GC Column (2): CLP-2 ID: 0.53(mm)

ANALYTE	COL	PEAK	RT	RT WINDOW		CONCENTRATION		RPD
				FROM	TO	PEAK	MEAN	
alpha-BHC	1		4.66	4.62	4.68	0.045		86.0
	2		5.64	5.63	5.69	0.018		

FORM X
IDENTIFICATION SUMMARY

Lab Name: TestAmerica North Canton Job No.: 240-2499-1

SDG No.:

Client Sample ID: FWGEQUIPRINSE3-1807-GW Lab Sample ID: 240-2499-12

Instrument ID (1): A2HP9 Instrument ID (2): A2HP9

Date Analyzed (1): 08/25/2011 21:31 Date Analyzed (2): 08/25/2011 21:31

GC Column (1): CLP-1 ID: 0.53(mm) GC Column (2): CLP-2 ID: 0.53(mm)

ANALYTE	COL	PEAK	RT	RT WINDOW FROM	RT WINDOW TO	CONCENTRATION PEAK	CONCENTRATION MEAN	RPD
alpha-BHC	1		4.66	4.62	4.68	0.081		135.4
	2		5.67	5.63	5.69	0.016		

FORM X
IDENTIFICATION SUMMARY

Lab Name: TestAmerica North Canton Job No.: 240-2499-1

SDG No.:

Client Sample ID: FWGLL12mw-154C-1783-GW Lab Sample ID: 240-2499-8

Instrument ID (1): A2HP9 Instrument ID (2): A2HP9

Date Analyzed (1): 08/25/2011 20:42 Date Analyzed (2): 08/25/2011 20:42

GC Column (1): CLP-1 ID: 0.53(mm) GC Column (2): CLP-2 ID: 0.53(mm)

ANALYTE	COL	PEAK	RT	RT WINDOW		CONCENTRATION		RPD
				FROM	TO	PEAK	MEAN	
alpha-BHC	1		4.66	4.62	4.68	0.010		52.6
	2		5.66	5.63	5.69	0.017		

FORM VII
PESTICIDES CONTINUING CALIBRATION DATA

Lab Name: TestAmerica North Canton Job No.: 240-2499-1

SDG No.:

Lab Sample ID: CCV 240-13531/6 Calibration Date: 08/29/2011 09:36

Instrument ID: A2HP9 Calib Start Date: 08/12/2011 20:20

GC Column: CLP-1 ID: 0.53(mm) Calib End Date: 08/12/2011 22:23

Lab File ID: P9082906.D Conc. Units: ng/uL

ANALYTE	CURVE TYPE	AVE CF	CF	MIN CF	CALC AMOUNT	SPIKE AMOUNT	%D	MAX %D
alpha-BHC	Ave	1302503770	1467481720		0.0282	0.0250	12.7	15.0
gamma-BHC (Lindane)	Ave	1052618221	1184635240		0.0281	0.0250	12.5	15.0
beta-BHC	Ave	451549957	523518040		0.0290	0.0250	15.9*	15.0
delta-BHC	Ave	1048352292	1240457400		0.0296	0.0250	18.3*	15.0
Heptachlor	Ave	939062792	1120434560		0.0298	0.0250	19.3*	15.0
Aldrin	Ave	1189155925	1384110720		0.0291	0.0250	16.4*	15.0
Heptachlor epoxide	Ave	958528149	1138016960		0.0297	0.0250	18.7*	15.0
gamma-Chlordane	Ave	983347919	1143025280		0.0291	0.0250	16.2*	15.0
alpha-Chlordane	Ave	985582549	1165442680		0.0296	0.0250	18.2*	15.0
Endosulfan I	Ave	855958143	1023460840		0.0299	0.0250	19.6*	15.0
4,4'-DDE	Ave	986526007	1221400280		0.0310	0.0250	23.8*	15.0
Dieldrin	Ave	944525550	1136219040		0.0301	0.0250	20.3*	15.0
Endrin	Ave	796013406	1037571120		0.0326	0.0250	30.3*	15.0
4,4'-DDD	Ave	669698025	783057440		0.0292	0.0250	16.9*	15.0
Endosulfan II	Ave	779364216	996873800		0.0320	0.0250	27.9*	15.0
4,4'-DDT	Ave	567171125	681664960		0.0300	0.0250	20.2*	15.0
Endrin aldehyde	Ave	567260165	663390800		0.0292	0.0250	16.9*	15.0
Methoxychlor	Ave	288467295	352894560		0.0306	0.0250	22.3*	15.0
Endosulfan sulfate	Ave	687080008	811347160		0.0295	0.0250	18.1*	15.0
Endrin ketone	Ave	757565010	892635040		0.0295	0.0250	17.8*	15.0
Tetrachloro-m-xylene	Ave	1153137222	1166590600		0.0253	0.0250	1.2	15.0
DCB Decachlorobiphenyl	Ave	735294158	907459880		0.0309	0.0250	23.4*	15.0

FORM VII
PESTICIDES CONTINUING CALIBRATION DATA

Lab Name: TestAmerica North Canton Job No.: 240-2499-1

SDG No.:

Lab Sample ID: CCV 240-13531/6 Calibration Date: 08/29/2011 09:36

Instrument ID: A2HP9 Calib Start Date: 08/12/2011 20:20

GC Column: CLP-2 ID: 0.53(mm) Calib End Date: 08/12/2011 22:23

Lab File ID: P9082906.D Conc. Units: ng/uL

ANALYTE	CURVE TYPE	AVE CF	CF	MIN CF	CALC AMOUNT	SPIKE AMOUNT	%D	MAX %D
alpha-BHC	Lin1		1327944000		0.0242	0.0250	-3.2	15.0
gamma-BHC (Lindane)	Ave	1031908026	1092422480		0.0265	0.0250	5.9	15.0
beta-BHC	Ave	450938135	500757280		0.0278	0.0250	11.0	15.0
delta-BHC	Lin1		1047642720		0.0240	0.0250	-4.0	15.0
Heptachlor	Ave	821023186	923757040		0.0281	0.0250	12.5	15.0
Aldrin	Ave	1037796065	1117914960		0.0269	0.0250	7.7	15.0
Heptachlor epoxide	Ave	823800644	921029240		0.0280	0.0250	11.8	15.0
gamma-Chlordane	Ave	835580178	926203400		0.0277	0.0250	10.8	15.0
alpha-Chlordane	Ave	825168188	922238720		0.0279	0.0250	11.8	15.0
Endosulfan I	Ave	725285843	814340720		0.0261	0.0250	12.3	15.0
4,4'-DDE	Ave	807120222	942514800		0.0292	0.0250	16.8*	15.0
Dieldrin	Ave	776876568	875060720		0.0282	0.0250	12.6	15.0
Endrin	Ave	640822588	751076280		0.0293	0.0250	17.2*	15.0
4,4'-DDD	Ave	542754323	589017640		0.0271	0.0250	8.5	15.0
Endosulfan II	Ave	636016813	740404240		0.0291	0.0250	16.4*	15.0
4,4'-DDT	Ave	422769723	491132000		0.0290	0.0250	16.2*	15.0
Endrin aldehyde	Ave	461983131	521080800		0.0262	0.0250	12.8	15.0
Endosulfan sulfate	Ave	548556431	610646080		0.0278	0.0250	11.3	15.0
Methoxychlor	Ave	205417648	247070880		0.0301	0.0250	20.3*	15.0
Endrin ketone	Ave	585618285	666325900		0.0264	0.0250	13.8	15.0
Tetrachloro-m-xylene	Ave	1044938170	1055602040		0.0253	0.0250	1.0	15.0
DCB Decachlorobiphenyl	Ave	569311316	692429840		0.0304	0.0250	21.6*	15.0

FORM VII
PESTICIDES CONTINUING CALIBRATION DATA

Lab Name: TestAmerica North Canton Job No.: 240-2499-1

SDG No.:

Lab Sample ID: CCV 240-13531/8 Calibration Date: 08/29/2011 10:34

Instrument ID: A2HP9 Calib Start Date: 08/12/2011 15:03

GC Column: CLP-1 ID: 0.53(mm) Calib End Date: 08/12/2011 16:56

Lab File ID: P9082908.D Conc. Units: ng/uL

ANALYTE	CURVE TYPE	AVE CF	CF	MIN CF	CALC AMOUNT	SPIKE AMOUNT	%D	MAX %D
Toxaphene Peak 1	Ave	26756410	36264604		1.36	1.00	35.5*	15.0
Toxaphene Peak 2	Ave	20565224	28611806		1.39	1.00	39.1*	15.0
Toxaphene Peak 3	Ave	32093685	38877800		1.21	1.00	21.1*	15.0
Toxaphene Peak 4	Ave	27643601	37223443		1.35	1.00	34.7*	15.0
Toxaphene Peak 5	Ave	17152676	22887596		1.33	1.00	33.4*	15.0

FORM VII
PESTICIDES CONTINUING CALIBRATION DATA

Lab Name: TestAmerica North Canton Job No.: 240-2499-1

SDG No.:

Lab Sample ID: CCV 240-13531/8 Calibration Date: 08/29/2011 10:34

Instrument ID: A2HP9 Calib Start Date: 08/12/2011 15:03

GC Column: CLP-2 ID: 0.53(mm) Calib End Date: 08/12/2011 16:56

Lab File ID: P9082908.D Conc. Units: ng/uL

ANALYTE	CURVE TYPE	AVE CF	CF	MIN CF	CALC AMOUNT	SPIKE AMOUNT	%D	MAX %D
Toxaphene Peak 1	Ave	23870587	31143848		1.30	1.00	30.5*	15.0
Toxaphene Peak 2	Ave	11325494	15163027		1.34	1.00	33.9*	15.0
Toxaphene Peak 3	Ave	26623358	34564488		1.30	1.00	29.8*	15.0
Toxaphene Peak 4	Ave	11343458	14849512		1.31	1.00	30.9*	15.0
Toxaphene Peak 5	Ave	21562379	28186471		1.31	1.00	30.7*	15.0

FORM VII
PESTICIDES CONTINUING CALIBRATION DATA

Lab Name: TestAmerica North Canton Job No.: 240-2499-1

SDG No.:

Lab Sample ID: CCV 240-13531/13 Calibration Date: 08/29/2011 12:46

Instrument ID: A2HP9 Calib Start Date: 08/12/2011 15:03

GC Column: CLP-1 ID: 0.53(mm) Calib End Date: 08/12/2011 16:56

Lab File ID: P9082913.D Conc. Units: ng/uL

ANALYTE	CURVE TYPE	AVE CF	CF	MIN CF	CALC AMOUNT	SPIKE AMOUNT	%D	MAX %D
Toxaphene Peak 1	Ave	26756410	24313764		0.909	1.00	-9.1	15.0
Toxaphene Peak 2	Ave	20565224	18382868		0.894	1.00	-10.6	15.0
Toxaphene Peak 3	Ave	32093685	23382613		0.729	1.00	-27.1*	15.0
Toxaphene Peak 4	Ave	27643601	29938278		1.08	1.00	8.3	15.0
Toxaphene Peak 5	Ave	17152676	17902012		1.04	1.00	4.4	15.0

FORM VII
PESTICIDES CONTINUING CALIBRATION DATA

Lab Name: TestAmerica North Canton Job No.: 240-2499-1

SDG No.:

Lab Sample ID: CCV 240-13531/13 Calibration Date: 08/29/2011 12:46

Instrument ID: A2HP9 Calib Start Date: 08/12/2011 15:03

GC Column: CLP-2 ID: 0.53(mm) Calib End Date: 08/12/2011 16:56

Lab File ID: P9082913.D Conc. Units: ng/uL

ANALYTE	CURVE TYPE	AVE CF	CF	MIN CF	CALC AMOUNT	SPIKE AMOUNT	%D	MAX %D
Toxaphene Peak 1	Ave	23870587	30257706		1.27	1.00	26.8*	15.0
Toxaphene Peak 2	Ave	11325494	13738159		1.21	1.00	21.3*	15.0
Toxaphene Peak 3	Ave	26623358	34196903		1.28	1.00	28.4*	15.0
Toxaphene Peak 4	Ave	11343458	13856661		1.22	1.00	22.2*	15.0
Toxaphene Peak 5	Ave	21562379	27028158		1.25	1.00	25.3*	15.0

FORM VII
PESTICIDES CONTINUING CALIBRATION DATA

Lab Name: TestAmerica North Canton Job No.: 240-2499-1

SDG No.:

Lab Sample ID: CCV 240-14070/12 Calibration Date: 09/01/2011 21:54

Instrument ID: A2HP9 Calib Start Date: 08/29/2011 17:52

GC Column: CLP-1 ID: 0.53(mm) Calib End Date: 08/29/2011 19:28

Lab File ID: P9090112.D Conc. Units: ng/uL

ANALYTE	CURVE TYPE	AVE CF	CF	MIN CF	CALC AMOUNT	SPIKE AMOUNT	%D	MAX %D
Toxaphene Peak 1	Ave	30359889	65084991		2.14	1.00	114.4	15.0
Toxaphene Peak 2	Ave	23802467	51314143		2.16	1.00	115.6	15.0
Toxaphene Peak 3	Ave	36024328	86314132		2.40	1.00	139.6	15.0
Toxaphene Peak 4	Ave	30944434	68561084		2.22	1.00	121.6	15.0
Toxaphene Peak 5	Ave	18539074	41885730		2.26	1.00	125.9	15.0

FORM VII
PESTICIDES CONTINUING CALIBRATION DATA

Lab Name: TestAmerica North Canton Job No.: 240-2499-1

SDG No.:

Lab Sample ID: CCV 240-14070/12 Calibration Date: 09/01/2011 21:54

Instrument ID: A2HP9 Calib Start Date: 08/29/2011 17:52

GC Column: CLP-1 ID: 0.53(mm) Calib End Date: 08/29/2011 19:28

Lab File ID: P9090112.D Conc. Units: ng/uL

ANALYTE	CURVE TYPE	AVE CF	CF	MIN CF	CALC AMOUNT	SPIKE AMOUNT	%D	MAX %D
Toxaphene Peak 1	Ave	30359889	65084991		2.14	1.00	114.4*	15.0
Toxaphene Peak 2	Ave	23802467	51314143		2.16	1.00	115.6*	15.0
Toxaphene Peak 3	Ave	36024328	86314132		2.40	1.00	139.6*	15.0
Toxaphene Peak 4	Ave	30944434	68561084		2.22	1.00	121.6*	15.0
Toxaphene Peak 5	Ave	18539074	41885730		2.26	1.00	125.9*	15.0

FORM VII
PESTICIDES CONTINUING CALIBRATION DATA

Lab Name: TestAmerica North Canton Job No.: 240-2499-1

SDG No.:

Lab Sample ID: CCV 240-14070/12 Calibration Date: 09/01/2011 21:54

Instrument ID: A2HP9 Calib Start Date: 08/29/2011 17:52

GC Column: CLP-2 ID: 0.53(mm) Calib End Date: 08/29/2011 19:28

Lab File ID: P9090112.D Conc. Units: ng/uL

ANALYTE	CURVE TYPE	AVE CF	CF	MIN CF	CALC AMOUNT	SPIKE AMOUNT	%D	MAX %D
Toxaphene Peak 1	Ave	23118190	60754782		2.63	1.00	162.8*	15.0
Toxaphene Peak 2	Ave	10586514	29418302		2.78	1.00	177.9*	15.0
Toxaphene Peak 3	Ave	25798413	67461837		2.61	1.00	161.5*	15.0
Toxaphene Peak 4	Ave	10776646	29028271		2.69	1.00	169.4*	15.0
Toxaphene Peak 5	Ave	21170450	55312273		2.61	1.00	161.3*	15.0

FORM VII
PESTICIDES CONTINUING CALIBRATION DATA

Lab Name: TestAmerica North Canton Job No.: 240-2499-1

SDG No.:

Lab Sample ID: CCV 240-14070/25 Calibration Date: 09/02/2011 03:17

Instrument ID: A2HP9 Calib Start Date: 09/01/2011 19:00

GC Column: CLP-1 ID: 0.53(mm) Calib End Date: 09/01/2011 21:07

Lab File ID: P9090125.D Conc. Units: ng/uL

ANALYTE	CURVE TYPE	AVE CF	CF	MIN CF	CALC AMOUNT	SPIKE AMOUNT	%D	MAX %D
alpha-BHC	Ave	1479501433	1816059360		0.0307	0.0250	22.7*	15.0
gamma-BHC (Lindane)	Ave	1162050603	1443438440		0.0311	0.0250	24.2*	15.0
beta-BHC	Ave	494528461	643779440		0.0325	0.0250	30.2*	15.0
delta-BHC	Ave	1085726190	1448891880		0.0334	0.0250	33.4*	15.0
Heptachlor	Ave	1016404003	1326828320		0.0326	0.0250	30.5*	15.0
Aldrin	Ave	1419611008	1738860000		0.0306	0.0250	22.5*	15.0
Heptachlor epoxide	Ave	1069391777	1406854520		0.0329	0.0250	31.6*	15.0
gamma-Chlordane	Ave	1104697082	1435177720		0.0325	0.0250	29.9*	15.0
alpha-Chlordane	Ave	1122516121	1456104280		0.0324	0.0250	29.7*	15.0
Endosulfan I	Ave	938167815	1278986040		0.0341	0.0250	36.3*	15.0
4,4'-DDE	Ave	1170751889	1552055520		0.0331	0.0250	32.6*	15.0
Dieldrin	Ave	1073348727	1410681880		0.0329	0.0250	31.4*	15.0
Endrin	Lin1		1206677080		0.0356	0.0250	42.4*	15.0
4,4'-DDD	Ave	620196900	965227800		0.0389	0.0250	55.6*	15.0
Endosulfan II	Ave	887179368	1203679080		0.0339	0.0250	35.7*	15.0
4,4'-DDT	Lin1		840867320		0.0387	0.0250	54.8*	15.0
Endrin aldehyde	Ave	584543996	799974040		0.0342	0.0250	36.9*	15.0
Methoxychlor	Ave	265906830	422174200		0.0397	0.0250	58.8*	15.0
Endosulfan sulfate	Ave	696639818	999640560		0.0359	0.0250	43.5*	15.0
Endrin ketone	Ave	771093167	1091519600		0.0354	0.0250	41.6*	15.0
Tetrachloro-m-xylene	Ave	1215928827	1311539120		0.0270	0.0250	7.9	15.0
DCB Decachlorobiphenyl	Ave	832258028	1142078320		0.0343	0.0250	37.2*	15.0

FORM VII
PESTICIDES CONTINUING CALIBRATION DATA

Lab Name: TestAmerica North Canton Job No.: 240-2499-1

SDG No.:

Lab Sample ID: CCV 240-14070/25 Calibration Date: 09/02/2011 03:17

Instrument ID: A2HP9 Calib Start Date: 09/01/2011 19:00

GC Column: CLP-1 ID: 0.53(mm) Calib End Date: 09/01/2011 21:07

Lab File ID: P9090125.D Conc. Units: ng/uL

ANALYTE	CURVE TYPE	AVE CF	CF	MIN CF	CALC AMOUNT	SPIKE AMOUNT	%D	MAX %D
alpha-BHC	Ave	1479501433	1816059360		0.0307	0.0250	22.7*	15.0
gamma-BHC (Lindane)	Ave	1162050603	1443438440		0.0311	0.0250	24.2*	15.0
beta-BHC	Ave	494528461	643779440		0.0325	0.0250	30.2*	15.0
delta-BHC	Ave	1085726190	1448891880		0.0334	0.0250	33.4*	15.0
Heptachlor	Ave	1016404003	1326828320		0.0326	0.0250	30.5*	15.0
Aldrin	Ave	1419611008	1738860000		0.0306	0.0250	22.5*	15.0
Heptachlor epoxide	Ave	1069391777	1406854520		0.0329	0.0250	31.6*	15.0
gamma-Chlordane	Ave	1104697082	1435177720		0.0325	0.0250	29.9*	15.0
alpha-Chlordane	Ave	1122516121	1456104280		0.0324	0.0250	29.7*	15.0
Endosulfan I	Ave	938167815	1278986040		0.0341	0.0250	36.3*	15.0
4,4'-DDE	Ave	1170751889	1552055520		0.0331	0.0250	32.6*	15.0
Dieldrin	Ave	1073348727	1410681880		0.0329	0.0250	31.4*	15.0
Endrin	Lin1		1206677080		0.0356	0.0250	42.4*	15.0
4,4'-DDD	Ave	620196900	965227800		0.0389	0.0250	55.6*	15.0
Endosulfan II	Ave	887179368	1203679080		0.0339	0.0250	35.7*	15.0
4,4'-DDT	Lin1		840867320		0.0387	0.0250	54.8*	15.0
Endrin aldehyde	Ave	584543996	799974040		0.0342	0.0250	36.9*	15.0
Methoxychlor	Ave	265906830	422174200		0.0397	0.0250	58.8*	15.0
Endosulfan sulfate	Ave	696639818	999640560		0.0359	0.0250	43.5*	15.0
Endrin ketone	Ave	771093167	1091519600		0.0354	0.0250	41.6*	15.0
Tetrachloro-m-xylene	Ave	1215928827	1311539120		0.0270	0.0250	7.9	15.0
DCB Decachlorobiphenyl	Ave	832258028	1142078320		0.0343	0.0250	37.2*	15.0

FORM VII
PESTICIDES CONTINUING CALIBRATION DATA

Lab Name: TestAmerica North Canton Job No.: 240-2499-1

SDG No.:

Lab Sample ID: CCV 240-14070/25 Calibration Date: 09/02/2011 03:17

Instrument ID: A2HP9 Calib Start Date: 09/01/2011 19:00

GC Column: CLP-2 ID: 0.53(mm) Calib End Date: 09/01/2011 21:07

Lab File ID: P9090125.D Conc. Units: ng/uL

ANALYTE	CURVE TYPE	AVE CF	CF	MIN CF	CALC AMOUNT	SPIKE AMOUNT	%D	MAX %D
alpha-BHC	Ave	1386283837	1701303240		0.0307	0.0250	22.7*	15.0
gamma-BHC (Lindane)	Ave	1092071477	1412452080		0.0323	0.0250	29.3*	15.0
beta-BHC	Ave	486364308	640112080		0.0329	0.0250	31.6*	15.0
delta-BHC	Ave	980761172	1397271760		0.0356	0.0250	42.5*	15.0
Heptachlor	Ave	904513987	1154386280		0.0319	0.0250	27.6*	15.0
Aldrin	Ave	1174017848	1422951200		0.0303	0.0250	21.2*	15.0
Heptachlor epoxide	Lin1		1172581120		0.0323	0.0250	29.2*	15.0
gamma-Chlordane	Ave	933332729	1180320760		0.0316	0.0250	26.5*	15.0
alpha-Chlordane	Ave	920416507	1170659160		0.0318	0.0250	27.2*	15.0
Endosulfan I	Ave	785939659	1036845520		0.0330	0.0250	31.9*	15.0
4,4'-DDE	Ave	918627478	1180991160		0.0321	0.0250	28.6*	15.0
Dieldrin	Ave	858081361	1106271640		0.0322	0.0250	28.9*	15.0
Endrin	Ave	699519633	932440640		0.0333	0.0250	33.3*	15.0
4,4'-DDD	Ave	512345945	753084920		0.0367	0.0250	47.0*	15.0
Endosulfan II	Ave	711240123	927931880		0.0326	0.0250	30.5*	15.0
4,4'-DDT	Ave	414962998	610339640		0.0368	0.0250	47.1*	15.0
Endrin aldehyde	Ave	466979076	626722080		0.0336	0.0250	34.2*	15.0
Endosulfan sulfate	Ave	549168878	787125200		0.0358	0.0250	43.3*	15.0
Methoxychlor	Ave	196958232	287566720		0.0365	0.0250	46.0*	15.0
Endrin ketone	Ave	589168586	822695720		0.0349	0.0250	39.6*	15.0
Tetrachloro-m-xylene	Ave	1100287313	1132131280		0.0257	0.0250	2.9	15.0
DCB Decachlorobiphenyl	Ave	662045200	869799520		0.0328	0.0250	31.4*	15.0

FORM VII
PESTICIDES CONTINUING CALIBRATION DATA

Lab Name: TestAmerica North Canton Job No.: 240-2499-1

SDG No.:

Lab Sample ID: CCV 240-14070/37 Calibration Date: 09/02/2011 08:09

Instrument ID: A2HP9 Calib Start Date: 08/29/2011 20:15

GC Column: CLP-1 ID: 0.53(mm) Calib End Date: 08/29/2011 21:50

Lab File ID: P9090137.D Conc. Units: ng/uL

ANALYTE	CURVE TYPE	AVE CF	CF	MIN CF	CALC AMOUNT	SPIKE AMOUNT	%D	MAX %D
Chlordane (technical) Peak 1	Ave	45730721	58937550		0.129	0.100	28.9*	15.0
Chlordane (technical) Peak 2	Ave	41863941	56827720		0.136	0.100	35.7*	15.0
Chlordane (technical) Peak 3	Ave	120234947	160506550		0.134	0.100	33.5*	15.0
Chlordane (technical) Peak 4	Ave	173982899	232559220		0.134	0.100	33.7*	15.0

FORM VII
PESTICIDES CONTINUING CALIBRATION DATA

Lab Name: TestAmerica North Canton Job No.: 240-2499-1

SDG No.:

Lab Sample ID: CCV 240-14070/37 Calibration Date: 09/02/2011 08:09

Instrument ID: A2HP9 Calib Start Date: 08/29/2011 20:15

GC Column: CLP-2 ID: 0.53(mm) Calib End Date: 08/29/2011 21:50

Lab File ID: P9090137.D Conc. Units: ng/uL

ANALYTE	CURVE TYPE	AVE CF	CF	MIN CF	CALC AMOUNT	SPIKE AMOUNT	%D	MAX %D
Chlordane (technical) Peak 1	Ave	34945569	53409040		0.153	0.100	52.8*	15.0
Chlordane (technical) Peak 2	Ave	32453707	49799050		0.153	0.100	53.4*	15.0
Chlordane (technical) Peak 3	Ave	78966503	127242230		0.161	0.100	61.1*	15.0
Chlordane (technical) Peak 4	Ave	64719904	106603070		0.165	0.100	64.7*	15.0

FORM VII
PESTICIDES CONTINUING CALIBRATION DATA

Lab Name: TestAmerica North Canton Job No.: 240-2499-1

SDG No.:

Lab Sample ID: CCV 240-14070/38 Calibration Date: 09/02/2011 08:33

Instrument ID: A2HP9 Calib Start Date: 08/29/2011 17:52

GC Column: CLP-1 ID: 0.53(mm) Calib End Date: 08/29/2011 19:28

Lab File ID: P9090138.D Conc. Units: ng/uL

ANALYTE	CURVE TYPE	AVE CF	CF	MIN CF	CALC AMOUNT	SPIKE AMOUNT	%D	MAX %D
Toxaphene Peak 1	Ave	30359889	36059556		1.19	1.00	18.8*	15.0
Toxaphene Peak 2	Ave	23802467	29011314		1.22	1.00	21.9*	15.0
Toxaphene Peak 3	Ave	36024328	46319803		1.29	1.00	28.6*	15.0
Toxaphene Peak 4	Ave	30944434	37265696		1.20	1.00	20.4*	15.0
Toxaphene Peak 5	Ave	18539074	22203471		1.20	1.00	19.8*	15.0

FORM VII
PESTICIDES CONTINUING CALIBRATION DATA

Lab Name: TestAmerica North Canton Job No.: 240-2499-1

SDG No.:

Lab Sample ID: CCV 240-14070/38 Calibration Date: 09/02/2011 08:33

Instrument ID: A2HP9 Calib Start Date: 08/29/2011 17:52

GC Column: CLP-2 ID: 0.53(mm) Calib End Date: 08/29/2011 19:28

Lab File ID: P9090138.D Conc. Units: ng/uL

ANALYTE	CURVE TYPE	AVE CF	CF	MIN CF	CALC AMOUNT	SPIKE AMOUNT	%D	MAX %D
Toxaphene Peak 1	Ave	23118190	31808065		1.38	1.00	37.6*	15.0
Toxaphene Peak 2	Ave	10586514	13711622		1.30	1.00	29.5*	15.0
Toxaphene Peak 3	Ave	25798413	35137536		1.36	1.00	36.2*	15.0
Toxaphene Peak 4	Ave	10776646	14052950		1.30	1.00	30.4*	15.0
Toxaphene Peak 5	Ave	21170450	27945845		1.32	1.00	32.0*	15.0

FORM VII
PESTICIDES CONTINUING CALIBRATION DATA

Lab Name: TestAmerica North Canton Job No.: 240-2499-1

SDG No.:

Lab Sample ID: CCV 240-14070/39 Calibration Date: 09/02/2011 08:58

Instrument ID: A2HP9 Calib Start Date: 09/01/2011 19:00

GC Column: CLP-1 ID: 0.53(mm) Calib End Date: 09/01/2011 21:07

Lab File ID: P9090139.D Conc. Units: ng/uL

ANALYTE	CURVE TYPE	AVE CF	CF	MIN CF	CALC AMOUNT	SPIKE AMOUNT	%D	MAX %D
alpha-BHC	Ave	1479501433	1732734640		0.0293	0.0250	17.1*	15.0
gamma-BHC (Lindane)	Ave	1162050603	1419872520		0.0305	0.0250	22.2*	15.0
beta-BHC	Ave	494528461	587656680		0.0297	0.0250	18.8*	15.0
delta-BHC	Ave	1085726190	1256589360		0.0289	0.0250	15.7*	15.0
Heptachlor	Ave	1016404003	1148272800		0.0282	0.0250	13.0	15.0
Aldrin	Ave	1419611008	1639692160		0.0289	0.0250	15.5*	15.0
Heptachlor epoxide	Ave	1069391777	1276935200		0.0299	0.0250	19.4*	15.0
gamma-Chlordane	Ave	1104697082	1310834360		0.0297	0.0250	18.7*	15.0
alpha-Chlordane	Ave	1122516121	1332698800		0.0297	0.0250	18.7*	15.0
Endosulfan I	Ave	938167815	1144473760		0.0305	0.0250	22.0*	15.0
4,4'-DDE	Ave	1170751889	1436116800		0.0307	0.0250	22.7*	15.0
Dieldrin	Ave	1073348727	1275483160		0.0297	0.0250	18.8*	15.0
Endrin	Lin1		1050913680		0.0308	0.0250	23.2*	15.0
4,4'-DDD	Ave	620196900	833655760		0.0336	0.0250	34.4*	15.0
Endosulfan II	Ave	887179368	1009077800		0.0284	0.0250	13.7	15.0
4,4'-DDT	Lin1		648928160		0.0299	0.0250	19.6*	15.0
Endrin aldehyde	Ave	584543996	686550000		0.0294	0.0250	17.5*	15.0
Methoxychlor	Ave	265906830	338999080		0.0319	0.0250	27.5*	15.0
Endosulfan sulfate	Ave	696639818	829854560		0.0298	0.0250	19.1*	15.0
Endrin ketone	Ave	771093167	912283400		0.0296	0.0250	18.3*	15.0
Tetrachloro-m-xylene	Ave	1215928827	1277391000		0.0263	0.0250	5.1	15.0
DCB Decachlorobiphenyl	Ave	832258028	1003347120		0.0301	0.0250	20.6*	15.0

FORM VII
PESTICIDES CONTINUING CALIBRATION DATA

Lab Name: TestAmerica North Canton Job No.: 240-2499-1

SDG No.:

Lab Sample ID: CCV 240-14070/39 Calibration Date: 09/02/2011 08:58

Instrument ID: A2HP9 Calib Start Date: 09/01/2011 19:00

GC Column: CLP-2 ID: 0.53(mm) Calib End Date: 09/01/2011 21:07

Lab File ID: P9090139.D Conc. Units: ng/uL

ANALYTE	CURVE TYPE	AVE CF	CF	MIN CF	CALC AMOUNT	SPIKE AMOUNT	%D	MAX %D
alpha-BHC	Ave	1386283837	1613108280		0.0291	0.0250	16.4*	15.0
gamma-BHC (Lindane)	Ave	1092071477	1307264920		0.0299	0.0250	19.7*	15.0
beta-BHC	Ave	486364308	580357440		0.0298	0.0250	19.3*	15.0
delta-BHC	Ave	980761172	1228918080		0.0313	0.0250	25.3*	15.0
Heptachlor	Ave	904513987	1006423280		0.0278	0.0250	11.3	15.0
Aldrin	Ave	1174017848	1337327080		0.0285	0.0250	13.9	15.0
Heptachlor epoxide	Lin1		1091779480		0.0301	0.0250	20.4*	15.0
gamma-Chlordane	Ave	933332729	1090075480		0.0292	0.0250	16.8*	15.0
alpha-Chlordane	Ave	920416507	1076890920		0.0293	0.0250	17.0*	15.0
Endosulfan I	Ave	785939659	926131080		0.0295	0.0250	17.8*	15.0
4,4'-DDE	Ave	918627478	1095667960		0.0298	0.0250	19.3*	15.0
Dieldrin	Ave	858081361	1000933680		0.0292	0.0250	16.6*	15.0
Endrin	Ave	699519633	805074720		0.0288	0.0250	15.1*	15.0
4,4'-DDD	Ave	512345945	663573680		0.0324	0.0250	29.5*	15.0
Endosulfan II	Ave	711240123	806787600		0.0284	0.0250	13.4	15.0
4,4'-DDT	Ave	414962998	484839200		0.0292	0.0250	16.8*	15.0
Endrin aldehyde	Ave	466979076	516510120		0.0277	0.0250	10.6	15.0
Endosulfan sulfate	Ave	549168878	666961840		0.0304	0.0250	21.4*	15.0
Methoxychlor	Ave	196958232	229863960		0.0292	0.0250	16.7*	15.0
Endrin ketone	Ave	589168586	687287920		0.0292	0.0250	16.7*	15.0
Tetrachloro-m-xylene	Ave	1100287313	1147682840		0.0261	0.0250	4.3	15.0
DCB Decachlorobiphenyl	Ave	662045200	773088240		0.0292	0.0250	16.8*	15.0

Ravenna, OH Data Review Checklist

Project Number: 030240.0006
Sample Event: July 2011
Data Reviewer/Date: Angye Dragotta/ September 25, 2011

SDG: 240-2499-1 R0
Analysis: SW846 8082

Review Questions:	Yes	No	N/A	Comments	Qual/Criteria
1. Did Chain-of-Custody information agree with laboratory report?	✓				
2. Were samples preserved properly and received in good condition?	✓			.	QAPP Table 4-2
3. Were holding times met?	✓				QAPP Table 4-2 J/UJ/R
4. Were sample storage requirements met?	✓				QAPP Table 4-2
5. Were QAPP specified PQLs achieved?	✓				QAPP Table 3-5
6. Were all QAPP-specified target analytes reported?	✓				QAPP Table 3-5
7. Does the initial calibration curve consist of 5 concentration levels of Aroclors 1016 and 1260?	✓			Instrument A2HP13; ICAL on 8/16/11 Stds = 0.05, 0.1, 0.2, 0.5, 1.0, 2.0	LCG Table 3 R
8. Was the % RSD ≤ 20%? Were the r^2s >0.990?	✓				LCG Table 3 RSD>20% or r<0.99= J/R
9. Was a MDL Level Verification performed once per quarter? Were all target analytes detected?	✓			3/9/11	LCG Table 3 R
10. Was a MRL Level Verification performed at the beginning and end of the sequence or every 12 hours? Were the results 70-130%	✓			8/17/11 @ 1715, 08/18/11 @ 0622	LCG Table 3 >130%=J; 65-70%=J/UJ; <65%=J/R
11. Was a second source (ICV) verification performed after the ICAL? Were results 85-115%?	✓			8/17/11 @0044	LCG Table 3 >115%=J; <80%=J/R 80-85%=J/UJ;
12. Were single standards of the other five Aroclors run to aid in pattern recognition and to determine a single point calibration factor?			✓	All other aroclors calibrated for.	Method 8082 Section 5.6.2
13. Was a CCV run every 12 hours?	✓				LCG Table 3

Ravenna, OH Data Review Checklist

Project Number: 030240.0006 **SDG:** 240-2499-1 R0
Sample Event: July 2011 **Analysis:** SW846 8082
Data Reviewer/Date: Angye Dragotta/ September 25, 2011

Review Questions:	Yes	No	N/A	Comments	Qual/Criteria
14. Was the % D ≤ 15 % for each analyte or the average %D across all analytes ≤ 15% with a maximum %D for each target analyte ≤30%?	✓			8/17/2011 @ 1700, 2259 8/18/11 @ 0128, 0343, 0607	LCG Table 3 D>30% (neg) =J/R D>30% (pos) =J
15. Was a method blank prepared and analyzed with each batch?	✓			Section checked by ADR	LCG Table 5
16. Were target analytes <1/2 the MRL?	✓				LCG Table 5 <5x = B
17. Was an equipment blank collected and analyzed?	✓				
18. Were target analytes in the field blank analyses (equipment) <1/2 the MRL?	✓			Section checked by ADR	<5x = B
19. Was an LCS prepared and analyzed with each batch?	✓				LCG Table 3
20. Were the LCS recoveries within limits specified in LCG Appendix C?	✓			Section checked by ADR	LCG Appendix C >UL=J; <30%=J/R LL-30%=J/UJ;
21. Was a MS/MSD pair prepared with each batch?	✓				LCG Table 3
22. Was the MS/MSD parent a Ravenna sample?	✓				
23. Were MS/MSD recoveries 50-150% and RPD ≤20%?	✓			Checked by ADR.	QAPP Table 3-2 Pj
24. Was the surrogate spiked into all samples?	✓				
25. Were surrogate recoveries 50-150%?		✓		The surrogate, DCB, recovered below control limits in sample FWGLL12mw-128c-1781-GW at 32%, FWGLL12mw-153c-1782-GW at 37%, FWGLL12mw-154c-1783-GW at 24%, , FWGLL12mw-184c-1786-GW at 45%, FWGLL12mw-186c-1788-GW at 41%, FWGLL12mw-242c-1792-GW and FWGLL12mw-243c-1793-GW at 33%, FWGLL12mw-245c-1795-GW at 47% and FWGLL12mw-DUP4-1802-GW at 31%.. The PCB results for samples FWGLL12mw-128c-1781-GW, FWGLL12mw-153c-1782-GW, FWGLL12mw-154c-1783-GW, FWGLL12mw-184c-1786-GW, FWGLL12mw-186c-1788-GW, FWGLL12mw-242c-1792-GW FWGLL12mw-243c-	LCG Table 3 >150%=J; 10-50%=J/UJ; <10%=R

Ravenna, OH Data Review Checklist

Project Number: 030240.0006
Sample Event: July 2011
Data Reviewer/Date: Angye Dragotta/ September 25, 2011

SDG: 240-2499-1 R0
Analysis: SW846 8082

Review Questions:	Yes	No	N/A	Comments	Qual/Criteria
				1793-GW, FWGLL12mw-245c-1795-GW and FWGLL12mw-DUP4-1802-GW, were qualified as estimated, "UJ".	
26. Was a field duplicate analyzed? Were the RPDs <30%?	✓				QAPP Table 3-2 RPD >30=J
27. Were all positive results verified by a second dissimilar column confirmation? Was the RPD ≤ 40?			✓	No detected concentrations were reported.	LCG Table 3 RPD>40=J
28. Were reported sample concentrations within calibration range?			✓	No detected concentrations were reported.	
29. Were laboratory-generated Quality Control Exception Reports issued? If yes, summarize contents.		✓			
30. Were lab comments included in report? If yes, summarize contents.		✓			

References:

Louisville Chemistry Guidelines (LCG), USACE June 2002 version 5; Section I "Chemical Analysis Criteria" Table 3 and Attachment A "Data Validation Guidelines:

Final Quality Assurance Project Plan (QAPP) Addendum for the Facility-Wide Groundwater Monitoring Program Ravenna Army Ammunition Plant, Ravenna, OH, Portage Environmental September 2004

Additional Comments:

Ravenna, OH Data Review Checklist

Project Number: 030240.0006
Sample Event: April 2011
Data Reviewer/Date: Angye Dragotta/ September 26, 2011

SDG: 240-2499-1 R0
Analysis: SW846 6010B/6020

Review Questions:	Yes	No	N/A	Comments	Qual/Criteria
1. Did Chain-of-Custody information agree with laboratory report?	✓				
2. Were samples preserved properly and received in good condition?	✓				QAPP Table 4-2
3. Were holding times met?	✓				QAPP Table 4-2 J/UJ/R
4. Were sample storage requirements met?	✓				QAPP Table 4-2
5. Were QAPP specified RLs achieved?	✓				QAPP Table 3-8
6. Were all QAPP-specified target analytes reported?	✓				QAPP Table 3-8
7. Did the initial calibration curve range include 3 standards and a blank?	✓				LCG Table 7 R
8. Was the ICAL performed daily?	✓				LCG Table 7 R
9. Was the correlation coefficient r≥0.995 for each analyte?	✓				LCG Table 7 R<0.995=J/R
10. Was a MDL Level Verification performed once per quarter with all target analytes detected?	✓			2/8/11 (I5) 2/9/11 (I8)	LCG Table 7 R
11. Was a MRL Level Verification performed at the beginning of the daily sequence? Were results 70-130%?	✓				LCG Table 7 >130%=J; 65-70%=J/UJ; <65%=J/R
12. Was the ICV (second source verification) analyzed after the ICAL?	✓				LCG Table 7
13. Were all analytes within 90-110% in the ICV?	✓				LCG Table 7 J>110%=J; 90-85%=J/UJ; <85%=J/R
14. Was the ICB analyzed after the ICV with results <1/2 the MRL?		✓		ICP The ICB analyzed 8/16/11 had potassium detected at 151ug/L. The potassium results for samples FWGEQUIPRinse3-1807-GW and FWGLL3mw-235c-1774-GF were qualified "U" as the detected concentrations were <5x the potassium contamination. ICPMS The ICB analyzed 8/23/11/11 had thallium detected at 0.319ug/L. All thallium results	LCG Table 7 < 5x = U

Project Number: 030240.0006 **SDG:** 240-2499-1 R0
Sample Event: April 2011 **Analysis:** SW846 6010B/6020
Data Reviewer/Date: Angye Dragotta/ September 26, 2011

Review Questions:	Yes	No	N/A	Comments	Qual/Criteria
				were qualified "U" as the detected concentrations were <5x the thallium contamination. No qualifications were made for ICP or ICPMS due to negative blanks greater than ½ MRL, since the LCG doesn't specifically address negative blank values.	
15. Were CCVs analyzed every 10 samples and at the end of the analytical sequence?	✓				LCG Table 7
16. Were CCV results within 90 to 110%?	✓				LCG Table 7 >110%=J, <85%=J/R 90-85%=J/UJ;
17. Were the CCBs run every 10 samples and at the end of the analytical sequence? Were results <1/2 the MRL?		✓		ICP The CCBs analyzed 8/16/11 had potassium detected from 151ug/L to 170ug/L, arsenic at 3.31ug/L and vanadium at 0.658ug/L. The potassium result for sample FWGEQUIPRinse1-1805-GW was qualified "U" as the detected concentration was <5x the potassium contamination. No qualifications were made vanadium or arsenic contamination as there were no detected concentration reported that were bracketed by the outlier CCBs. ICPMS The CCBs analyzed 8/23/11 had detected thallium from 0.487ug/L to 0. 552ug/L, sodium from 43.4ug/L to 50.2ug/L, iron from 28.7ug/L to 30.5ug/L and antimony from 0.188ug/L to 0.204ug/L. No additional qualifications were made for thallium other than those made for the ICB contamination. The antimony results for samples FWGLL3mw-235c-1774-GF, FWGLL12mw-245c-1795-GF, FWGLL12mw-DUP4-1802-GF, FWGLL12mw-243c-1793-GF, FWGLL12mw-128c-1781-GF and FWGLL12mw-088c-1788-GF were qualified "U" as the detected concentrations were <5x the blank contamination. The sodium result for sample FWGEQUIPRinse3-1807-GW was qualified "U" as the detected concentration was <5x the blank contamination. The iron result for sample FWGLL3mw-235c-1774-GF was qualified "U" as the detected concentration was <5x the blank contamination. No qualifications were made for ICP or ICPMS due to negative blanks greater than ½ MRL, since the LCG doesn't specifically address negative blank values.	LCG Table 7 <5x = U
18. Was an Interelement Check Standard run at the beginning of the analytical sequence?	✓				LCG Table 7
19. Was the ICS recovery within 80 to 120% of true value for each element of interest?	✓				LCG Table 7 >120%=J; 50-79%=J/UJ; <50%=Pj/R
21. Was a method blank prepared and analyzed with each batch?	✓				LCG Table 7

Ravenna, OH Data Review Checklist

Project Number: 030240.0006 **SDG:** 240-2499-1 R0
Sample Event: April 2011 **Analysis:** SW846 6010B/6020
Data Reviewer/Date: Angye Dragotta/ September 26, 2011

Review Questions:	Yes	No	N/A	Comments	Qual/Criteria
22. Were target analytes <1/2 the MRL in the method blank?	✓			ADR checked section; ICP-The method blank had potassium detected at 149ug/L. The potassium result for samples FWGEQUIPRinse3-1807-GW and FWGLL3mw-235c-1774-GF were qualified, "B". ICPMS- The method blank had thallium detected at 0.25ug/L and sodium at 8.5ug/L. The sodium result for sample FWGEQUIPRinse3-1807-GW was qualified, "B". All thallium results with the exception of sample FWGLL3mw-235c-1774-GF, were qualified, "B".	LCG Table 7 <5x = B
23. Was a field blank collected and analyzed?	✓				
24. Were target analytes reported in the field blank analyses >1/2 the MRL?	✓			ADR checked section; ICP- The equipment rinse, FWGEQUIPRinse3-1807-GW had arsenic detected at 3.8ug/L and potassium detected at 160ug/L. The potassium result for sample FWGLL3mw-235c-1774-GF and arsenic results for samples FWGLL3mw-235c-1774-GF, FWGLL12mw-245c-1795-GF, FWGLL12mw-DUP4-1802-GF, FWGLL12mw-243c-1793-GF, FWGLL12mw-186c-1788-GF, FWGLL12mw-184c-1786-GF, FWGLL12mw-154c-1783-GF, FWGLL12mw-153c-1782-GF and FWGLL12mw-088c-1788-GF were qualified, "B". ICPMS-The equipment rinse, FWGEQUIPRinse3-1807-GW had sodium detected at 14ug/L and thallium detected at 0.28ug/L. All thallium results with the exception FWGLL3mw-235c-1774-GF were qualified, "B".	<5x=B
25. Was a LCS prepared and analyzed with each batch?	✓				LCG Table 7
26. Were the LCS recoveries within limits specified in LCG Appendix C?	✓			Checked by ADR.	LCG Appendix C >UL=J; <60%=J/R 60%-LL= J/UJ;
27. Was a MS prepared with each batch?	✓				LCG Table 7
28. Was the MS and Lab Duplicate parent a Ravenna sample?	✓				
29. Were the MS recoveries within 75-125%?	✓				LCG Table 7 >125% = J 30% - 75% = J/UJ <30% = J/R
30. Was the lab sample duplicate RPD ≤20%?		✓		Checked by ADR. The lab duplicate analyzed on sample FWGLL12mw-088c-1778-GF was above control limits for thallium with an RPD of 82%. The lab duplicate analyzed on sample FWGLL12mw-128c-1771-GF was above control limits for thallium with an RPD of 99% and aluminum at 42%. All thallium and aluminum results were qualified as estimated, "J/UJ".	LCG Table 7 >20% = J

Ravenna, OH Data Review Checklist

Project Number: 030240.0006
Sample Event: April 2011
Data Reviewer/Date: Angye Dragotta/ September 26, 2011

SDG: 240-2499-1 R0
Analysis: SW846 6010B/6020

Review Questions:	Yes	No	N/A	Comments	Qual/Criteria
31. Was a Post Digestion Spike analyzed as needed? Were results within 75-125%?			✓	Matrix spike recoveries were within control limits.	LCG Table 7 >125%=J; 30-75%=J/UJ; <30%=R
32. Was a serial dilution performed as needed?	✓				
33. Was the 4 fold dilution within ± 10% of the original result?	✓				LCG Table 7 >10%=J
34. Was a field duplicate analyzed? Were the RPDs ± 30%?	✓			Checked by ADR.	QAPP Table 3-2 >30% = J
35. Were sample concentrations within calibration range?	✓				
36. Were laboratory-generated Quality Control Exception Reports issued? If yes, summarize contents.		✓			
37. Were lab comments included in report? If yes, summarize contents.	✓			See narrative.	

References:
Louisville Chemistry Guidelines (LCG), USACE June 2002 version 5; Section I "Chemical Analysis Criteria" Table 7 and Attachment A "Data Validation Guidelines:
Final Quality Assurance Project Plan (QAPP) Addendum for the Facility-Wide Groundwater Monitoring Program Ravenna Army Ammunition Plant, Ravenna, OH, Portage Environmental September 2004

Ravenna, OH Data Review Checklist

Project Number: 030240.0006 **SDG:** 240-2499-1 R0
Sample Event: April 2011 **Analysis:** SW846 7470A
Data Reviewer/Date: Angye Dragotta/ September 26, 2011

Review Questions:	Yes	No	N/A	Comments	Qual/Criteria
1. Did Chain-of-Custody information agree with laboratory report?	✓				
2. Were samples preserved properly and received in good condition?	✓				QAPP Table 4-2
3. Were holding times met?	✓				QAPP Table 4-2 J/UJ/R
4. Were sample storage requirements met?	✓				QAPP Table 4-2
5. Were QAPP specified RLs achieved?	✓				QAPP Table 3.8
6. Were all QAPP-specified target analytes reported?	✓				QAPP Table 3-8
7. Did the initial calibration curve range include 5 standards and a blank?	✓				LCG Table 9 R
8. Was the correlation coefficient ≥ 0.995 for Hg?	✓				LCG Table 9 R<0.995=J/R
9. Was a MDL Level Verification performed once per quarter with all target analytes detected?	✓			2/8/11	LCG Table 9 R
10. Was a MRL Level Verification performed at the beginning of every daily analytical sequence with 70-130%?	✓				LCG Table 9 >130%=J; 70-65%=J/UJ; <65%=J/R
11. Was the ICV analyzed after the ICAL but before samples with recoveries between 80-120%?	✓				LCG Table 9 >120%=J; 80-75%=J/UJ; <75%=J/R
12. Was the ICB analyzed after the ICAL with results <1/2 the MRL?	✓			No qualifications were made due to negative blanks greater than ½ MRL, since the LCG doesn't specifically address negative blank values.	LCG Table 9 <5x = U
13. Were the CCVs analyzed every 10 samples and at the end of the analytical sequence?	✓				LCG Table 9
14. Were CCV results within 80 to 120%?	✓				LCG Table 9 >120%=J; 80-75%=J/UJ; <75%=J/R

Ravenna, OH Data Review Checklist

Project Number: 030240.0006
Sample Event: April 2011
Data Reviewer/Date: Angye Dragotta/ September 26, 2011

SDG: 240-2499-1 R0
Analysis: SW846 7470A

Review Questions:	Yes	No	N/A	Comments	Qual/Criteria
15. Were the CCBs analyzed every 10 samples and at the end of the analytical sequence? Were results <1/2 the MRL?	✓			No qualifications were made for due to negative blanks greater than ½ MRL, since the LCG doesn't specifically address negative blank values.	LCG Table 9 <5x = U
16. Was a method blank prepared and analyzed with each batch?	✓				LCG Table 9
17. Were target analytes detected in the method blank <1/2 the MRL?	✓				LCG Table 9 <5x = B
18. Was a field blank collected and analyzed?	✓				
19. Were target analytes reported in the field blank analyses at <1/2 the MRL?	✓				<5x=B
20. Was a LCS prepared and analyzed with each batch?	✓				LCG Table 9
21. Were the LCS recoveries within 80-120%?	✓			Checked by ADR.	LCG Table 9 J>120%=J; 50-79%=J/UJ; <50%=R
22. Was a MS prepared with each batch?	✓				LCG Table 9
23. Was the MS and Lab Duplicate parent sample a Ravenna sample?	✓				
24. Were the MS recoveries within 80-120%?	✓			Checked by ADR.	LCG Table 9 >125% = J 30% - 75% = J/UJ <30% = J/R
25. Was the Matrix Duplicate RPD ± 20%?	✓			Checked by ADR.	LCG Table 9 >20% = J
26. Was a field duplicate analyzed? Were the RPDs ± 30%?	✓				QAPP Table 3-2
27. Were sample concentrations within calibration range?	✓				
28. Were laboratory-generated Quality Control Exception Reports issued? If yes, summarize contents.		✓			

Ravenna, OH Data Review Checklist

Project Number: 030240.0006
Sample Event: April 2011
Data Reviewer/Date: Angye Dragotta/ September 26, 2011

SDG: 240-2499-1 R0
Analysis: SW846 7470A

Review Questions:	Yes	No	N/A	Comments	Qual/Criteria
29. Were lab comments included in report? If yes, summarize contents.		✓			

References:

Louisville Chemistry Guidelines (LCG), USACE June 2002 version 5; Section I "Chemical Analysis Criteria" Table 9 and Attachment A "Data Validation Guidelines:

Final Quality Assurance Project Plan (QAPP) Addendum for the Facility-Wide Groundwater Monitoring Program Ravenna Army Ammunition Plant, Ravenna, OH, Portage Environmental September 2004

Additional Comments:

3-IN
INSTRUMENT BLANKS
METALS

Lab Name: TestAmerica North Canton Job No.: 240-2499-1

SDG No.:

Concentration Units: ug/L

Analyte	RL	ICB 240-13124/6 08/23/2011 09:13		CCB 240-13124/121 08/23/2011 20:22		CCB 240-13124/131 08/23/2011 21:24		CCB 240-13124/143 08/23/2011 22:36	
		Found	C	Found	C	Found	C	Found	C
Aluminum	50	50	U	50	U	50	U	50	U
Antimony	2.0	2.0	U	0.195	J	0.192	J	0.188	J
Beryllium	1.0	1.0	U	1.0	U	1.0	U	1.0	U
Cadmium	0.50	0.50	U	0.50	U	0.50	U	0.50	U
Iron	50	50	U	29.7	J	28.7	J	30.3	J
Sodium	1000	1000	U	45.0	J	43.4	J	46.8	J
Thallium	1.0	0.319	J	0.492	J	0.533	J	0.487	J
Zinc	10	10	U	10	U	10	U	10	U

ICB
Tl <1.595
CL3-235-1774 Sb
12-245-1795 Sb
12-Dup 4-1802 Sb
12-154-1783
12-153-1782
Rinse 3-1807
3-234-1773
3-Dup 2-1800
12-246-1793 Sb
12-187-1785
12-242-1792
12-184-1786
3-238-1776
12-128-1781 Sb
12-88-1778 Sb
12-186-1784

R Sb <0.975
CCB <1.99

Italicized analytes were not requested for this sequence.

3-IN
INSTRUMENT BLANKS
METALS

Lab Name: TestAmerica North Canton Job No.: 240-2499-1

SDG No.:

Concentration Units: ug/L

Not Bracketing

Analyte	RL	CCB 240-13124/155 08/23/2011 23:44 Found	C	CCB 240-13124/164 08/24/2011 00:40 Found	C	Found	C	Found	C
Aluminum	50	50	U	50	U				
Antimony	2.0	0.204	J	0.328	J				
Beryllium	1.0	1.0	U	1.0	U				
Cadmium	0.50	0.50	U	0.136	J				
Iron	50	30.5	J	34.2	J				
Sodium	1000	50.2	J	57.4	J				
Thallium	1.0	0.540	J	0.552	J				
Zinc	10	10	U	10	U				

CCB Na < 387
EQUIPBlank 3

Fe < 171
LL3 235-1774

Italicized analytes were not requested for this sequence.

6-IN
DUPLICATES
METALS - TOTAL RECOVERABLE

Client ID: FWGLL12mw-128C-1781-GF DU
Lab ID: 240-2499-30 DU
Lab Name: TestAmerica North Canton
Job No.: 240-2499-1
SDG No.:
% Solids for Sample:
% Solids for Duplicate:
Matrix: Water
Concentration Units: ug/L

Analyte	Control Limit	Sample (S)	C	Duplicate (D)	C	RPD	Q	Method
Silver	5.0	5.0	U	5.0	U	NC		6010B
Arsenic	5.0	48		46.9		2.00		6010B
Barium	10	56		55.1		2.00		6010B
Calcium	1000	190000		189000		2.00		6010B
Cobalt	5.0	5.0	U	5.0	U	NC		6010B
Chromium	5.0	5.0	U	5.0	U	NC		6010B
Copper	5.0	5.0	U	5.0	U	NC		6010B
Potassium	1000	2200		2220		0.700		6010B
Magnesium	1000	120000		113000		2.00		6010B
Manganese	10	200		191		2.00		6010B
Nickel	10	10	U	10	U	NC		6010B
Lead	3.0	3.0	U	3.0	U	NC		6010B
Selenium	5.0	5.0	U	5.0	U	NC		6010B
Vanadium	10	10	U	10	U	NC		6010B
Aluminum	50	190		292		42.0		6020
Beryllium	1.0	1.0	U	1.0	U	NC		6020
Cadmium	0.50	0.50	U	0.50	U	NC		6020
Iron	50	5100		5200		2.00		6020
Antimony	2.0	0.28	J	2.0	U	NC		6020
Thallium	1.0	1.1		0.389	J	99.0		6020
Zinc	10	10	U	10	U	NC		6020
Sodium	1000	24000		25900		8.00		6020

Calculations are performed before rounding to avoid round-off errors in calculated results.

FORM VI-IN

6-IN
DUPLICATES
METALS - TOTAL RECOVERABLE

Client ID: FWGLL12mw-088C-1778-GF DU
Lab ID: 240-2499-32 DU
Lab Name: TestAmerica North Canton
Job No.: 240-2499-1
SDG No.:
% Solids for Sample:
% Solids for Duplicate:
Matrix: Water
Concentration Units: ug/L

Analyte	Control Limit	Sample (S)	C	Duplicate (D)	C	RPD	Q	Method
Silver	5.0	5.0	U	5.0	U	NC		6010B
Arsenic	5.0	13		14.6		10.0		6010B
Barium	10	360		357		2.00		6010B
Calcium	1000	160000		156000		2.00		6010B
Cobalt	5.0	5.0	U	5.0	U	NC		6010B
Chromium	5.0	5.0	U	5.0	U	NC		6010B
Copper	5.0	5.0	U	5.0	U	NC		6010B
Potassium	1000	2000		1970		2.00		6010B
Magnesium	1000	56000		54600		2.00		6010B
Manganese	10	420		416		2.00		6010B
Nickel	10	10	U	10	U	NC		6010B
Lead	3.0	3.0	U	3.0	U	NC		6010B
Selenium	5.0	5.0	U	5.0	U	NC		6010B
Vanadium	10	10	U	10	U	NC		6010B
Aluminum	50	22	J	22.6	J	3.00		6020
Beryllium	1.0	1.0	U	1.0	U	NC		6020
Cadmium	0.50	0.50	U	0.50	U	NC		6020
Iron	50	3900		3740		3.00		6020
Antimony	2.0	0.17	J	2.0	U	NC		6020
Thallium	1.0	1.2		0.522	J	82.0		6020
Zinc	10	10	U	10	U	NC		6020
Sodium	1000	13000		12400		2.00		6020

Calculations are performed before rounding to avoid round-off errors in calculated results.

FORM VI-IN

13-IN
ANALYSIS RUN LOG
METALS

Lab Name: TestAmerica North Canton Job No.: 240-2499-1

SDG No.:

Instrument ID: I8 Method: 6020

Start Date: 08/23/2011 08:42 End Date: 08/24/2011 01:53

Lab Sample ID	D/F	Type	Time	Analytes							
				Al	Be	Cd	Fe	Na	Sb	Tl	Zn
ZZZZZZ			16:49								
ZZZZZZ			16:55								
ZZZZZZ			17:02								
ZZZZZZ			17:09								
ZZZZZZ			17:14								
ZZZZZZ			17:19								
ZZZZZZ			17:24								
ZZZZZZ			17:31								
ZZZZZZ			17:38								
CCV 240-13124/94			17:43								
CCB 240-13124/95			17:50								
ZZZZZZ			17:56								
ZZZZZZ			18:03								
ZZZZZZ			18:10								
ZZZZZZ			18:17								
ZZZZZZ			18:24								
ZZZZZZ			18:29								
ZZZZZZ			18:34								
ZZZZZZ			18:39								
ZZZZZZ			18:44								
ZZZZZZ			18:50								
CCV 240-13124/106			18:55								
CCB 240-13124/107			19:02								
ZZZZZZ			19:07								
ZZZZZZ			19:12								
ZZZZZZ			19:18								
ZZZZZZ			19:23								
ZZZZZZ			19:28								
ZZZZZZ			19:34								
CCV 240-13124/114			19:39								
CCB 240-13124/115			19:46								
ICSA 240-13124/116	1		19:51	X	X	X	X	X	X	X	X
ICSAB 240-13124/117	1		19:56	X	X	X	X	X	X	X	X
CCV 240-13124/118			20:03								
CCB 240-13124/119			20:10								
CCV 240-13124/120	1		20:15	X	X	X	X	X	X	X	X
CCB 240-13124/121	1		20:22	X	X	X	X	X	X	X	X
MB 240-10947/1-A	1	R	20:28	X	X	X	X	X	X	X	X
LCS 240-10947/3-A	1	R	20:33	X	X	X	X	X	X	X	X
240-2499-30	1	R	20:40	X	X	X	X	X	X	X	X
240-2499-30 SD	5	R	20:47	X	X	X	X	X	X	X	X
240-2499-30 DU	1	R	20:52	X	X	X	X	X	X	X	X

13-IN
ANALYSIS RUN LOG
METALS

Lab Name: TestAmerica North Canton Job No.: 240-2499-1

SDG No.:

Instrument ID: I8 Method: 6020

Start Date: 08/23/2011 08:42 End Date: 08/24/2011 01:53

Lab Sample ID	D/F	Type	Time	Analytes							
				Al	Be	Cd	Fe	Na	Sb	Tl	Zn
240-2499-30 MS	1	R	20:58	X	X	X	X	X	X	X	X
240-2499-32	1	R	21:05	X	X	X	X	X	X	X	X
240-2499-32 DU	1	R	21:12	X	X	X	X	X	X	X	X
CCV 240-13124/130	1		21:17	X	X	X	X	X	X	X	X
CCB 240-13124/131	1		21:24	X	X	X	X	X	X	X	X
ZZZZZZ			21:29								
240-2499-32 MS	1	R	21:36	X	X	X	X	X	X	X	X
240-2499-3	1	R	21:43	X	X	X	X	X	X	X	X
240-2499-5	1	R	21:50	X	X	X	X	X	X	X	X
240-2499-7	1	R	21:57	X	X	X	X	X	X	X	X
240-2499-9	1	R	22:03	X	X	X	X	X	X	X	X
240-2499-11	1	R	22:08	X	X	X	X	X	X	X	X
240-2499-12	1	R	22:13	X	X	X	X	X	X	X	X
240-2499-15	1	R	22:18	X	X	X	X	X	X	X	X
240-2499-17	1	R	22:24	X	X	X	X	X	X	X	X
CCV 240-13124/142	1		22:29	X	X	X	X	X	X	X	X
CCB 240-13124/143	1		22:36	X	X	X	X	X	X	X	X
240-2499-19	1	R	22:41	X	X	X	X	X	X	X	X
240-2499-21	1	R	22:46	X	X	X	X	X	X	X	X
240-2499-23	1	R	22:52	X	X	X	X	X	X	X	X
240-2499-25	1	R	22:57	X	X	X	X	X	X	X	X
240-2499-27	1	R	23:02	X	X	X	X	X	X	X	X
240-2499-34	1	R	23:08	X	X	X	X	X	X	X	X
ZZZZZZ			23:13								
ZZZZZZ			23:18								
ZZZZZZ			23:25								
ZZZZZZ			23:32								
CCV 240-13124/154	1		23:37	X	X	X	X	X	X	X	X
CCB 240-13124/155	1		23:44	X	X	X	X	X	X	X	X
ZZZZZZ			23:50								
ZZZZZZ			23:55								
ZZZZZZ			00:02								
ZZZZZZ			00:09								
ZZZZZZ			00:14								
ZZZZZZ			00:19								
ZZZZZZ			00:26								
CCV 240-13124/163	1		00:33	X	X	X	X	X	X	X	X
CCB 240-13124/164	1		00:40	X	X	X	X	X	X	X	X
ZZZZZZ			00:46								
ZZZZZZ			00:53								
ZZZZZZ			01:00								
ZZZZZZ			01:07								

13-IN
ANALYSIS RUN LOG
METALS

Lab Name: TestAmerica North Canton Job No.: 240-2499-1

SDG No.:

Instrument ID: I5 Method: 6010B

Start Date: 08/16/2011 08:29 End Date: 08/17/2011 07:43

Lab Sample ID	D/F	Type	Time	Analytes																		
				Ag	As	Ba	Ca	Co	Cr	Cu	K	Mg	Mn	Ni	Pb	Se	V					
ZZZZZZ			12:31																			
ZZZZZZ			12:37																			
ZZZZZZ			12:43																			
ZZZZZZ			12:49																			
ZZZZZZ			12:55																			
ZZZZZZ			13:01																			
CCV 240-12336/49	1		13:07	X	X	X	X	X	X	X	X	X	X	X	X	X	X					
CCB 240-12336/50	1		13:12	X	X	X	X	X	X	X	X	X	X	X	X	X	X					
ZZZZZZ			13:21																			
ZZZZZZ			13:27																			
ZZZZZZ			13:33																			
ZZZZZZ			13:39																			
MB 240-10947/1-A	1	R	13:44	X	X	X	X	X	X	X	X	X	X	X	X	X	X					
LCS 240-10947/2-A	1	R	13:50	X	X	X	X	X	X	X	X	X	X	X	X	X	X					
240-2499-30	1	R	13:56	X	X	X	X	X	X	X	X	X	X	X	X	X	X					
240-2499-30 SD	5	R	14:02	X	X	X	X	X	X	X	X	X	X	X	X	X	X					
240-2499-30 DU	1	R	14:08	X	X	X	X	X	X	X	X	X	X	X	X	X	X					
240-2499-30 MS	1	R	14:14	X	X	X	X	X	X	X	X	X	X	X	X	X	X					
CCV 240-12336/61	1		14:19	X	X	X	X	X	X	X	X	X	X	X	X	X	X					
CCB 240-12336/62	1		14:25	X	X	X	X	X	X	X	X	X	X	X	X	X	X					
240-2499-32	1	R	14:31	X	X	X	X	X	X	X	X	X	X	X	X	X	X					
240-2499-32 DU	1	R	14:37	X	X	X	X	X	X	X	X	X	X	X	X	X	X					
240-2499-32 MS	1	R	14:43	X	X	X	X	X	X	X	X	X	X	X	X	X	X					
240-2499-3	1	R	14:49	X	X	X	X	X	X	X	X	X	X	X	X	X	X					
240-2499-5	1	R	14:55	X	X	X	X	X	X	X	X	X	X	X	X	X	X					
240-2499-7	1	R	15:00	X	X	X	X	X	X	X	X	X	X	X	X	X	X					
240-2499-9	1	R	15:06	X	X	X	X	X	X	X	X	X	X	X	X	X	X					
240-2499-11	1	R	15:12	X	X	X	X	X	X	X	X	X	X	X	X	X	X					
240-2499-12	1	R	15:18	X	X	X	X	X	X	X	X	X	X	X	X	X	X					
240-2499-15	1	R	15:24	X	X	X	X	X	X	X	X	X	X	X	X	X	X					
CCV 240-12336/73	1		15:30	X	X	X	X	X	X	X	X	X	X	X	X	X	X					
CCB 240-12336/74	1		15:35	X	X	X	X	X	X	X	X	X	X	X	X	X	X					
240-2499-17	1	R	15:41	X	X	X	X	X	X	X	X	X	X	X	X	X	X					
240-2499-19	1	R	15:47	X	X	X	X	X	X	X	X	X	X	X	X	X	X					
240-2499-21	1	R	15:53	X	X	X		X	X	X	X	X	X	X	X	X	X					
240-2499-23	1	R	15:59	X	X	X	X	X	X	X	X	X	X	X	X	X	X					
240-2499-25	1	R	16:05	X	X	X	X	X	X	X	X	X	X	X	X	X	X					
240-2499-27	1	R	16:11	X	X	X	X	X	X	X	X	X	X	X	X		X					
240-2499-34	1	R	16:16	X	X	X	X	X	X	X	X	X	X	X	X	X	X					
ZZZZZZ			16:22																			
ZZZZZZ			16:28																			
ZZZZZZ			16:34																			

13-IN
ANALYSIS RUN LOG
METALS

Lab Name: TestAmerica North Canton Job No.: 240-2499-1

SDG No.:

Instrument ID: I5 Method: 6010B

Start Date: 08/16/2011 08:29 End Date: 08/17/2011 07:43

Lab Sample ID	D/F	Type	Time	Analytes																		
				Ag	As	Ba	Ca	Co	Cr	Cu	K	Mg	Mn	Ni	Pb	Se	V					
CCV 240-12336/85	1		16:40	X	X	X	X	X	X	X	X	X	X	X	X	X	X					
CCB 240-12336/86	1		16:46	X	X	X	X	X	X	X	X	X	X	X	X	X	X					
CCV 240-12336/87	1		04:45	X	X	X	X	X	X	X	X	X	X	X	X	X	X					
CCB 240-12336/88	1		04:51	X	X	X	X	X	X	X	X	X	X	X	X	X	X					
240-2499-21	5	R	04:57				X															
CCV 240-12336/90	1		05:03	X	X	X	X	X	X	X	X	X	X	X	X	X	X					
CCB 240-12336/91	1		05:09 V1	X	X	X	X	X	X	X	X	X	X	X	X	X	X					
CCV 240-12336/92	1		07:18	X	X	X	X	X	X	X	X	X	X	X	X	X	X					
CCB 240-12336/93	1		07:25 AS	X	X	X	X	X	X	X	X	X	X	X	X	X	X					
240-2499-27	1	R	07:31													X						
CCV 240-12336/95	1		07:37	X	X	X	X	X	X	X	X	X	X	X	X	X	X					
CCB 240-12336/96	1		07:43	X	X	X	X	X	X	X	X	X	X	X	X	X	X					

Prep Types

R = Total Recoverable

3-IN
INSTRUMENT BLANKS
METALS

Lab Name: TestAmerica North Canton Job No.: 240-2499-1

SDG No.:

Concentration Units: ug/L

Analyte	RL	ICBIS 240-12336/8 08/16/2011 09:07		CCB 240-12336/50 08/16/2011 13:12		CCB 240-12336/62 08/16/2011 14:25		CCB 240-12336/74 08/16/2011 15:35	
		Found	C	Found	C	Found	C	Found	C
Arsenic	5.0	5.0	U	5.0	U	5.0	U	5.0	U
Barium	10	10	U	10	U	10	U	10	U
Calcium	1000	1000	U	1000	U	1000	U	1000	U
Chromium	5.0	5.0	U	5.0	U	5.0	U	5.0	U
Cobalt	5.0	5.0	U	5.0	U	5.0	U	5.0	U
Copper	5.0	5.0	U	5.0	U	5.0	U	5.0	U
Lead	3.0	3.0	U	3.0	U	3.0	U	3.0	U
Magnesium	1000	1000	U	1000	U	1000	U	1000	U
Manganese	10	10	U	10	U	10	U	10	U
Nickel	10	10	U	10	U	10	U	10	U
Potassium	1000	151	J	156	J	157	J	170	J
Selenium	5.0	5.0	U	5.0	U	5.0	U	5.0	U
Silver	5.0	5.0	U	5.0	U	5.0	U	5.0	U
Vanadium	10	10	U	10	U	10	U	10	U

ICB
K < 755
LL3-235-1774
EQUIP3
1807

Italicized analytes were not requested for this sequence.

3-IN
INSTRUMENT BLANKS
METALS

Lab Name: TestAmerica North Canton Job No.: 240-2499-1

SDG No.:

Concentration Units: ug/L

Analyte	RL	CCB 240-12336/86 08/16/2011 16:46		CCB 240-12336/88 08/17/2011 04:51		CCB 240-12336/91 08/17/2011 05:09		CCB 240-12336/93 08/17/2011 07:25	
		Found	C	Found	C	Found	C	Found	C
Arsenic	5.0	5.0	U	5.0	U	5.0	U	3.31	J
Barium	10	10	U	10	U	10	U	10	U
Calcium	1000	1000	U	1000	U	1000	U	1000	U
Chromium	5.0	5.0	U	5.0	U	5.0	U	5.0	U
Cobalt	5.0	5.0	U	5.0	U	5.0	U	5.0	U
Copper	5.0	5.0	U	5.0	U	5.0	U	5.0	U
Lead	3.0	3.0	U	3.0	U	3.0	U	3.0	U
Magnesium	1000	1000	U	1000	U	1000	U	1000	U
Manganese	10	10	U	10	U	10	U	10	U
Nickel	10	10	U	10	U	10	U	10	U
Potassium	1000	162	J	153	J	152	J	155	J
Selenium	5.0	5.0	U	5.0	U	5.0	U	5.0	U
Silver	5.0	5.0	U	5.0	U	5.0	U	5.0	U
Vanadium	10	10	U	10	U	0.658	J	10	U

Italicized analytes were not requested for this sequence.

3-IN
INSTRUMENT BLANKS
METALS

Lab Name: TestAmerica North Canton Job No.: 240-2499-1

SDG No.:

Concentration Units: ug/L

Analyte	RL	CCB 240-12336/96 08/17/2011 07:43							
		Found	C	Found	C	Found	C	Found	C
Arsenic	5.0	5.0	U						
Barium	10	10	U						
Calcium	1000	1000	U						
Chromium	5.0	5.0	U						
Cobalt	5.0	5.0	U						
Copper	5.0	5.0	U						
Lead	3.0	3.0	U						
Magnesium	1000	1000	U						
Manganese	10	10	U						
Nickel	10	10	U						
Potassium	1000	151	J						
Selenium	5.0	5.0	U						
Silver	5.0	5.0	U						
Vanadium	10	10	U						

Italicized analytes were not requested for this sequence.

Ravenna, OH Data Review Checklist

Project Number: 030240.0006
Sample Event: July 2011
Data Reviewer/Date: Angye Dragotta/ September 25, 2011

SDG: 240-2499-1 R0
Analysis: SW846 7196A

Review Questions:	Yes	No	N/A	Comments	QUAL/Criteria
1. Did Chain-of-Custody information agree with laboratory report?	✓				
2. Were samples preserved properly and received in good condition?	✓				
3. Were holding times met?	✓				J/UJ/R
4. Were sample storage requirements met?	✓				
5. Does the initial calibration curve consist of at least 3 standards and one blank?	✓				
6. Was a MRL Level Verification performed at the beginning of every daily sequence? Were results within 70-130%?		✓		MRL check not analyzed, however not required by the lab and LCG does not specifically address hexavalent chromium analysis. Sample results qualified as estimated, "UJ".	>130%=J; 65-70%=J/UJ; <65%=J/R
7. Was the ICB analyzed after the ICV with results <1/2 the MRL?	✓				< 5x = U
8. Was a CCV run at the beginning and end of the analytical sequence?	✓				
9. Were the CCV results 90-110%?	✓				>110%=J; <90%=J/UJ;
10. Was a method blank prepared and analyzed with each batch?	✓				
11. Were target analytes detected in the method blank?		✓		Checked by ADR.	LCG Table 10 <5x=B
12. Was a field blank collected and analyzed?	✓				
13. Were target analytes in the field blank analyses <1/2 the MRL?	✓				<5x=B
14. Was a field duplicate analyzed? Were the RPDs ≤30%?	✓			Checked by ADR.	>30% = J
15. Was an LCS prepared and analyzed with each batch?	✓				
16. Were the LCS recoveries within lab limits%?	✓			Checked by ADR.	>UL=J; <LL=J/UJ;
17. Was a MS prepared once per every 10 samples?	✓				LCG Table 10

Ravenna, OH Data Review Checklist

Project Number: 030240.0006
Sample Event: July 2011
Data Reviewer/Date: Angye Dragotta/ September 25, 2011

SDG: 240-2499-1 R0
Analysis: SW846 7196A

Review Questions:	Yes	No	N/A	Comments	QUAL/Criteria
18. Was the MS parent a Ravenna sample?	✓				
19. Were MS recoveries within lab limits%?		✓		The matrix spike analysis performed on sample FWGLL12mw-128c-1781-GW recovered below limits at 5%and the matrix spike duplicate at 6%. The hexavalent chromium results from this SDG were qualified as estimated, "UJ".	>UL=J; <LL=J/UJ;
20. Were reported sample concentrations within calibration range?	✓				
21. Were laboratory-generated Quality Control Exception Reports issued?		✓			
22. Were lab comments included in report? If yes, summarize contents.	✓				

References: Louisville Chemistry Guidelines (LCG), USACE June 2002 version 5; Section I "Chemical Analysis Criteria" Table 10 and Attachment A "Data Validation Guidelines: Final Quality Assurance Project Plan (QAPP) Addendum for the Facility-Wide Groundwater Monitoring Program Ravenna Army Ammunition Plant, Ravenna, OH, Portage Environmental September 2004

Ravenna, OH Data Review Checklist

Project Number: 030240.0006
Sample Event: July 2011
Data Reviewer/Date: Angye Dragotta/ September 26, 2011

SDG: 240-2499-1 R0
Analysis: SW846 8330 Explosives

Review Questions:	Yes	No	N/A	Comments	QUAL/Criteria
1. Did Chain-of-Custody information agree with laboratory report?	✓				
2. Were samples preserved properly and received in good condition?	✓				QAPP Table 4-2
3. Were holding times met?	✓				QAPP Table 4-2 J/UJ/R
4. Were sample storage requirements met?	✓				QAPP Table 4-2
5. Were QAPP specified PQLs achieved?	✓				QAPP Tale 3-7
6. Were all QAPP-specified target analytes reported?	✓				QAPP Table 3-7
7. Was a MDL Level Verification analyzed once per quarter with all target analytes detected?	✓			8/12/2011 LC10 8/13/2011 LC12	LCG Table 5 R
8. Was a MRL Level verification run at the beginning and end of every daily sequence or every 12 hours? Was the %D < 30%?		✓		An opening MRL check was not analyzed on the primary column and confirmation column did not have a closing MRL check. All explosives results were qualified as estimated, "UJ/J".	LCG Table 5 >30%=J
9. Does the initial calibration curve consist of 5 concentration levels? (6 stds for quadratic curves)	✓			LC10 7/23/11 LC12 8/8/2011 - 2-nitrotoluene co eluted with 4-nitrotoluene. LC12 is used for confirmation, so no qualification was made.	STL SOP Section 10.2, LCG R
10. Were all target analytes %RSD ≤ 20%? OR was the average RSD ≤ 20%?	✓				LCG Table 5 >20% RSD=J/R
11. If a linear regression curve was used, was the correlation coefficient r≥0.995? (0.990 for Quadratic curve).			✓		STL SOP Section 10.4, LCG R<0.99=-J/R
12. Was a second source verification (ICV) analyzed after the ICAL and all analytes 85-115%?	✓			LC10 7/23/11 @0101 LC12 8/9/11 @0315	STL SOP Section 9.9 >115%=J; 80-85%=J/UJ; <80%=J/R
13. Was a CCV run at least every 10 samples and at the end of the analytical run?	✓				STL SOP Section 10.9
14. Was the average %D (difference or drift) for all target analytes < 15%?	✓				LCG Table 5 D>15% (neg) = J/R D>15% (pos) = J
15. Was a method blank prepared and analyzed with each batch?	✓				LCG Attachment A Section 5.6
16. Were target analytes in the method blank <1/2 the MRL?	✓			Checked by ADR.	LCG Table 5 <5x = B

Ravenna, OH Data Review Checklist

Project Number: 030240.0006
Sample Event: July 2011
Data Reviewer/Date: Angye Dragotta/ September 26, 2011

SDG: 240-2499-1 R0
Analysis: SW846 8330 Explosives

Review Questions:	Yes	No	N/A	Comments	QUAL/Criteria
17. Was a field blank collected and analyzed?	✓				
18. Were target analytes in the field blank analyses < ½ the MRL?		✓		Checked by ADR. 1,3,5-trinitrobenzene was detected in FWGEQUIPRinse3-1807-GW at 0.055ug/L, 1,3-dinitrobenzene at 0.060ug/L and nitrobenzene at 0.088ug/L. No qualifications were made as the detected 1,3,5-trinitrobenzene, 1,3-dinitrobenzene and nitrobenzene results were>5x contamination.	<5x=B
19. Was a field duplicate analyzed? Were the RPDs ≤30%?	✓				QAPP Table 3-2 RPD >30=J
20. Were all positive results confirmed with a second column confirmation? Were the RPDs ≤ 40%?		✓		The confirmation column RPD was above control limits for RDX in sample FWGLL3mw-238c-1776-GW. The RDX result for sample FWGLL3mw-238c-1776-GW was qualified as estimated, "J".	LCG Table 5 RPD>40%=J
21. Was an LCS prepared and analyzed with each batch?	✓				STL SOP Section 9.6
22. Were the LCS recoveries within limits specified in LCG Appendix C?		✓		Checked by ADR. The nitroglycerine LCS recovered below control limits at 82%. The nitroglycerine results were qualified as estimated, "UJ".	LCG Appendix C <UL=J; 30-LL=J/UJ; <30%=J/R
23. Was a MS/MSD pair prepared with each batch?	✓				STL SOP Section 9.7
24. Was the MS/MSD parent a Ravenna sample?	✓				
25. Were MS/MSD recoveries 40-140% and RPD ≤20%?	✓				QAPP Table 3-2 Pj
27. Were reported sample concentrations within calibration range?	✓				
28. Were lab comments included in report? If yes, summarize contents.	✓			See narrative.	

References: Louisville Chemistry Guidelines (LCG), USACE June 2002 version 5; Section I "Chemical Analysis Criteria" Table 5 and Attachment A "Data Validation Guidelines,Final Quality Assurance Project Plan (QAPP) Addendum for the Facility-Wide Groundwater Monitoring Program Ravenna Army Ammunition Plant, Ravenna, OH, Portage Environmental September 2004 ,STL SOP SAC-LC-0009 Rev. 2.0- Determination of Nitroaromatic, Nitramines, and Specialty Explosives Based on Method 8330, SW-846.

TestAmerica West Sacramento
GC/LC INSTRUMENT LOG

Page# 01

Inst ID: LC10 Batch ID: 08162011
Method : Method 8330 Test : SOP WS-LC-0009
ICAL Date: See Calibration Report

Primary

Date	Time	Operator	Sample ID	File ID	Vol or Wt	Extract Vol	Diln	Comments
16-AUG-2011	18:54	VN	PRIMER	A-000001.	0 g	0 mL	1	
16-AUG-2011	19:34	VN	PRIMER	A-000002.	0 g	0 mL	1	
16-AUG-2011	20:14	VN	STD_06 11GCSV0350 8330 200ng/m	A-000003.	0 g	0 mL	1	
16-AUG-2011	20:54	VN	MLH5M1AA 1222049 MB	A-000004.	1000 mL	20 mL	1	
16-AUG-2011	21:34	VN	MLH5M1AC 1222049 LCS	A-000005.	1000 mL	20 mL	1	
16-AUG-2011	22:14	VN	MLFM21AA 1222049 G1H050492-1	A-000006.	975.09 mL	20 mL	1	
16-AUG-2011	22:54	VN	MLFM31AA 1222049 G1H050492-2	A-000007.	1033.29 mL	20 mL	1	
16-AUG-2011	23:34	VN	MLFM41AA 1222049 G1H050492-3	A-000008.	1016.11 mL	20 mL	1	
17-AUG-2011	00:14	VN	MLFM51AA 1222049 G1H050492-4	A-000009.	1005.95 mL	20 mL	1	
17-AUG-2011	00:54	VN	MLFM61AA 1222049 G1H050492-5	A-000010.	977.83 mL	20 mL	1	
17-AUG-2011	01:34	VN	MLFM71AA 1222049 G1H050492-6	A-000011.	1021.87 mL	20 mL	1	
17-AUG-2011	02:14	VN	MLFM81AA 1222049 G1H050492-7	A-000012.	1001.07 mL	20 mL	1	
17-AUG-2011	02:54	VN	MLFNA1AA 1222049 G1H050492-8	A-000013.	932.63 mL	20 mL	1	
17-AUG-2011	03:35	VN	STD_05 11GCSV0322 8330 100ng/m	A-000014.	0 g	0 mL	1	
17-AUG-2011	04:15	VN	MLFNC1AA 1222049 G1H050492-9	A-000015.	919.78 mL	20 mL	1	
17-AUG-2011	04:55	VN	MLFNE1AA 1222049 G1H050492-10	A-000016.	1028.53 mL	20 mL	1	
17-AUG-2011	05:35	VN	MLFNF1AA 1222049 G1H050492-11	A-000017.	946.5 mL	20 mL	1	
17-AUG-2011	06:15	VN	MLFNH1AA 1222049 G1H050492-12	A-000018.	987.63 mL	20 mL	1	
17-AUG-2011	06:55	VN	MLFNL1AA 1222049 G1H050492-13	A-000019.	1031.13 mL	20 mL	1	Not used - See 10X
17-AUG-2011	07:35	VN	MLFNP1AA 1222049 G1H050492-14	A-000020.	1027.71 mL	20 mL	1	
17-AUG-2011	08:16	VN	MLFNP1AF 1222049 G1H050492-14S	A-000021.	1033.8 mL	20 mL	1	
17-AUG-2011	08:56	VN	MLFNP1AG 1222049 G1H050492-14D	A-000022.	1023.54 mL	20 mL	1	
17-AUG-2011	09:36	VN	STD_05 11GCSV0322 8330 100ng/m	A-000023.	0 g	0 mL	1	
17-AUG-2011	10:17	VN	MLFNW1AA 1222049 G1H050492-15	A-000024.	934.42 mL	20 mL	1	
17-AUG-2011	10:57	VN	MLFNW1AF 1222049 G1H050492-15S	A-000025.	1022.28 mL	20 mL	1	
17-AUG-2011	11:38	VN	MLFNW1AG 1222049 G1H050492-15D	A-000026.	987.96 mL	20 mL	1	
17-AUG-2011	12:18	VN	MLFN01AA 1222049 G1H050492-16	A-000027.	1007.58 mL	20 mL	1	
17-AUG-2011	12:58	VN	MLJ6F1AA 1223082 MB	A-000028.	1000 mL	20 mL	1	
17-AUG-2011	13:38	VN	MLJ6P1AC 1223082 LCS	A-000029.	1000 mL	20 mL	1	
17-AUG-2011	14:18	VN	MLHC41AA 1223082 G1H090465-1	A-000030.	1012.73 mL	20 mL	1	
17-AUG-2011	14:59	VN	MLHC71AA 1223082 G1H090465-2	A-000031.	977.39 mL	20 mL	1	
17-AUG-2011	15:39	VN	MLHDF1AA 1223082 G1H090466-1	A-000032.	990.96 mL	20 mL	1	
17-AUG-2011	16:19	VN	MLHDH1AA 1223082 G1H090466-2	A-000033.	1001.33 mL	20 mL	1	
17-AUG-2011	16:59	VN	STD_05 11GCSV0322 8330 100ng/m	A-000034.	0 g	0 mL	1	
17-AUG-2011	17:40	VN	STD_MRL 11GCSV0201 8330 5-50ng	A-000035.	0 g	0 mL	1	
17-AUG-2011	18:20	VN	MLHDJ1AA 1223082 G1H090466-3	A-000036.	1009.65 mL	20 mL	1	
17-AUG-2011	19:00	VN	MLJQ11AA 1222148 MB	A-000037.	1000 mL	20 mL	1	
17-AUG-2011	19:40	VN	MLJQ11AC 1222148 LCS	A-000038.	1000 mL	20 mL	1	
17-AUG-2011	20:20	VN	MLJQ11AD 1222148 LCSD	A-000039.	1000 mL	20 mL	1	
17-AUG-2011	21:00	VN	MLF341AA 1222148 G1H080421-1	A-000040.	1023.24 mL	20 mL	1	
17-AUG-2011	21:41	VN	MLF381AA 1222148 G1H080421-2	A-000041.	1011 mL	20 mL	1	
17-AUG-2011	22:21	VN	MLF4A1AA 1222148 G1H080421-3	A-000042.	960.99 mL	20 mL	1	
17-AUG-2011	23:01	VN	MLJPG1AA 1222148 G1H080421-4	A-000043.	998.85 mL	20 mL	1	
17-AUG-2011	23:41	VN	MLFNL1AA 1222049 G1H050492-13	A-000044.	1031.13 mL	20 mL	10	
18-AUG-2011	00:21	VN	MLHDH1AA 1223082 G1H090466-2 5	A-000045.	1001.33 mL	20 mL	5	
18-AUG-2011	01:01	VN	STD_05 11GCSV0322 8330 100ng/m	A-000046.	0 g	0 mL	1	
18-AUG-2011	01:42	VN	STD_MRL 11GCSV0201 8330 5-50ng	A-000047.	0 g	0 mL	1	

JMM 8/18/11

TestAmerica West Sacramento
GC/LC INSTRUMENT LOG

Inst ID: LC12 Batch ID: 08152011
Method : Method 8330 Test : SOP WS-LC-0009
ICAL Date: See Calibration Report

Confirmation

Date	Time	Operator	Sample ID	File ID	Vol or Wt	Extract Vol	Diln	Comments
15-AUG-2011	16:09	VN	PRIMER	C-000001.	0 g	0 mL	1	
15-AUG-2011	17:14	VN	PRIMER	C-000002.	0 g	0 mL	1	
15-AUG-2011	18:19	VN	STD_06 11GCSV0350 8330 200-500	C-000003.	0 g	0 mL	1	
15-AUG-2011	19:25	VN	STD_MRL 11GCSV0201 8330 5-50ng	C-000004.	0 g	0 mL	1	
15-AUG-2011	20:30	VN	MLGX31AA 1221071 MB	C-000005.	1000 mL	20 mL	1	
15-AUG-2011	21:35	VN	MLGX31AD 1221071 PB	C-000006.	1000 mL	20 mL	1	
15-AUG-2011	22:40	VN	MLE3P1AA 1221071 G1H050412-1	C-000007.	986.44 mL	20 mL	1	
15-AUG-2011	23:46	VN	MLE3R1AA 1221071 G1H050412-2	C-000008.	1001.67 mL	20 mL	1	
16-AUG-2011	00:51	VN	MLE3T1AA 1221071 G1H050412-3	C-000009.	956.64 mL	20 mL	1	
16-AUG-2011	01:56	VN	MLE371AA 1221071 G1H050412-10	C-000010.	995.85 mL	20 mL	1	
16-AUG-2011	03:02	VN	MLE4M1AA 1221071 G1H050412-15	C-000011.	988.13 mL	20 mL	1	
16-AUG-2011	04:07	VN	STD_05 11GCSV0322 8330 100-200	C-000012.	0 g	0 mL	1	
16-AUG-2011	05:13	VN	STD_MRL 11GCSV0201 8330 5-50ng	C-000013.	0 g	0 mL	1	
16-AUG-2011	06:18	VN	MLK631AA 1224069 MB	C-000014.	2 g	40 mL	1	
16-AUG-2011	07:24	VN	MLH7P1AC 1224069 G1H100416-1	C-000015.	2.02 g	40 mL	1	
16-AUG-2011	08:29	VN	STD_05 11GCSV0322 8330 100-200	C-000016.	0 g	0 mL	1	
16-AUG-2011	09:35	VN	STD_06 E110811I METAB 8330 200	C-000017.	0 g	0 mL	1	
16-AUG-2011	10:41	VN	MLGFR1AA 1220136 MB	C-000018.	1000 mL	20 mL	1	
16-AUG-2011	11:46	VN	MLFPE1AA 1220136 G1H050497-4	C-000019.	983.68 mL	20 mL	1	
16-AUG-2011	12:52	VN	MLFPG1AA 1220136 G1H050497-6 1	C-000020.	985.71 mL	20 mL	1	
16-AUG-2011	13:57	VN	MLFPG2AA 1220136 G1H050497-6 1	C-000021.	985.71 mL	20 mL	10	
16-AUG-2011	15:02	VN	MLFPJ1AA 1220136 G1H050497-7 1	C-000022.	982.75 mL	20 mL	1	
16-AUG-2011	16:08	VN	MLFPJ2AA 1220136 G1H050497-7 1	C-000023.	982.75 mL	20 mL	10	
16-AUG-2011	17:13	VN	MLFPK1AA 1220136 G1H050497-8 1	C-000024.	1009.29 mL	20 mL	1	
16-AUG-2011	18:18	VN	STD_05 11GCSV0322 8330 100-200	C-000025.	0 g	0 mL	1	
16-AUG-2011	19:23	VN	STD_05 E110811H METAB 8330 100	C-000026.	0 g	0 mL	1	
16-AUG-2011	20:29	VN	MLFPK2AA 1220136 G1H050497-8 1	C-000027.	1009.29 mL	20 mL	10	
16-AUG-2011	21:34	VN	MLFPL1AA 1220136 G1H050497-9 1	C-000028.	987.4 mL	20 mL	1	
16-AUG-2011	22:39	VN	MLFPL2AA 1220136 G1H050497-9 1	C-000029.	987.4 mL	20 mL	10	
16-AUG-2011	23:45	VN	MLFPM1AA 1220136 G1H050497-10	C-000030.	985.61 mL	20 mL	1	
17-AUG-2011	00:50	VN	MLFPM2AA 1220136 G1H050497-10	C-000031.	985.61 mL	20 mL	20	
17-AUG-2011	01:55	VN	MLFPN1AA 1220136 G1H050497-11	C-000032.	998.4 mL	20 mL	1	
17-AUG-2011	03:01	VN	MLFPN2AA 1220136 G1H050497-11	C-000033.	998.4 mL	20 mL	10	
17-AUG-2011	04:06	VN	STD_05 11GCSV0322 8330 100-200	C-000034.	0 g	0 mL	1	
17-AUG-2011	05:12	VN	STD_05 E110811H METAB 8330 100	C-000035.	0 g	0 mL	1	
17-AUG-2011	06:17	VN	MLFPP1AA 1220136 G1H050497-12	C-000036.	997.65 mL	20 mL	1	
17-AUG-2011	07:22	VN	MLFPP2AA 1220136 G1H050497-12	C-000037.	997.65 mL	20 mL	2	
17-AUG-2011	08:28	VN	MLFPQ1AA 1220136 G1H050497-13	C-000038.	1013.43 mL	20 mL	1	
17-AUG-2011	09:33	VN	MLFPQ2AA 1220136 G1H050497-13	C-000039.	1013.43 mL	20 mL	10	
17-AUG-2011	10:39	VN	MLFPR1AA 1220136 G1H050497-14	C-000040.	1001.89 mL	20 mL	1	
17-AUG-2011	11:44	VN	MLFPR2AA 1220136 G1H050497-14	C-000041.	1001.89 mL	20 mL	2	
17-AUG-2011	12:50	VN	STD_05 11GCSV0322 8330 100-200	C-000042.	0 g	0 mL	1	
17-AUG-2011	13:56	VN	STD_05 E110811H METAB 8330 100	C-000043.	0 g	0 mL	1	
17-AUG-2011	15:01	VN	MLFPT1AA 1220136 G1H050497-15	C-000044.	986.98 mL	20 mL	1	
17-AUG-2011	16:06	VN	MLFPV1AA 1220136 G1H050497-16	C-000045.	995.29 mL	20 mL	1	
17-AUG-2011	17:12	VN	MLFPW1AA 1220136 G1H050497-17	C-000046.	1004.15 mL	20 mL	1	
17-AUG-2011	18:17	VN	MLFPX1AA 1220136 G1H050497-18	C-000047.	1011.12 mL	20 mL	1	
17-AUG-2011	19:23	VN	STD_05 11GCSV0322 8330 100-200	C-000048.	0 g	0 mL	1	
17-AUG-2011	20:28	VN	STD_05 E110811H METAB 8330 100	C-000049.	0 g	0 mL	1	
17-AUG-2011	21:33	VN	MLH5M1AA 1222049 MB	C-000050.	1000 mL	20 mL	1	

Sequence continued on next page

V.M 8/22/11

TestAmerica West Sacramento
GC/LC INSTRUMENT LOG

Page# 101

Confirmation

Page 2 of Batch 08152011 on Instrument LC12
For header information, refer to the first page of this batch's log.

Date	Time	Operator	Sample ID	File ID	Vol or Wt	Extract Vol	Diln	Comments
17-AUG-2011	22:39	VN	MLFM71AA 1222049 G1H050492-6	C-000051.	1021.87 mL	20 mL	1	
17-AUG-2011	23:44	VN	MLFM81AA 1222049 G1H050492-7	C-000052.	1001.07 mL	20 mL	1	
18-AUG-2011	00:50	VN	MLFNA1AA 1222049 G1H050492-8	C-000053.	932.63 mL	20 mL	1	
18-AUG-2011	01:55	VN	MLFNL1AA 1222049 G1H050492-13	C-000054.	1031.13 mL	20 mL	10	
18-AUG-2011	03:00	VN	STD_05 11GCSV0322 8330 100-200	C-000055.	0 g	0 mL	1	
18-AUG-2011	04:06	VN	MLJ6F1AA 1223082 MB	C-000056.	1000 mL	20 mL	1	
18-AUG-2011	05:11	VN	MLHC41AA 1223082 G1H090465-1	C-000057.	1012.73 mL	20 mL	1	
18-AUG-2011	06:17	VN	MLHDN1AA 1223082 G1H090466-2	C-000058.	1001.33 mL	20 mL	1	
18-AUG-2011	07:22	VN	MLHDH2AA 1223082 G1H090466-2 5	C-000059.	1001.33 mL	20 mL	5	
18-AUG-2011	08:28	VN	STD_05 11GCSV0322 8330 100-200	C-000060.	0 g	0 mL	1	

VM 08/22/11

Ravenna, OH Data Review Checklist

Project Number: 030240.0006
Sample Event: July 2011
Data Reviewer/Date: Angye Dragotta/ September 26, 2011

SDG: 240-2499-1 R0
Analysis: SW846 8330M Nitroguanadine

Review Questions:	Yes	No	N/A	Comments	QUAL/Criteria
1. Did Chain-of-Custody information agree with laboratory report?	✓				
2. Were samples preserved properly and received in good condition?	✓				QAPP Table 4-2
3. Were holding times met?	✓			Checked by ADR.	QAPP Table 4-2 J/UJ/R
4. Were sample storage requirements met?	✓				QAPP Table 4-2
5. Were QAPP specified PQLs achieved?	✓				QAPP Tale 3-7
6. Were all QAPP-specified target analytes reported?	✓				QAPP Table 3-7
7. Was a MDL Level Verification analyzed once per quarter with all target analytes detected?	✓			8/10/2011	LCG Table 5 R
8. Was a MRL Level verification run at the beginning and end of every daily sequence or every 12 hours? Was the %D < 30%?	✓				LCG Table 5 >30%=J
9. Does the initial calibration curve consist of 5 concentration levels? (6 stds for quadratic curves)	✓			Varian Star #1 ICAL: 1/24/11 Stds: 20, 50, 100, 200, 500, 1000	STL SOP Section 10.2, LCG R
10. Were all target analytes %RSD ≤ 20%? OR was the average RSD ≤ 20%?	✓				LCG Table 5 >20% RSD=J/R
11. If a linear regression curve was used, was the correlation coefficient r≥0.995? (0.990 for Quadratic curve)	✓			Linear fit used. No qualifications were made as r>0.995.	STL SOP Section 10.4, LCG R<0.99=-J/R
12. Was a second source verification (ICV) analyzed after the ICAL and all analytes 85-115%?	✓			1/24/11 @ 1328	STL SOP Section 9.9 >115%=J; 80-85%=J/UJ; <80%=J/R
13. Was a CCV run at least every 10 samples and at the end of the analytical run?	✓				STL SOP Section 10.9
14. Was the average %D (difference or drift) for all target analytes < 15%?	✓				LCG Table 5 D>15% (neg) = J/R D>15% (pos) = J
15. Was a method blank prepared and analyzed with each batch?	✓				LCG Attachment A Section 5.6
16. Were target analytes reported in the method blank <1/2 the MRL?	✓				LCG Table 5 <5x = B

Ravenna, OH Data Review Checklist

Project Number: 030240.0006
Sample Event: July 2011
Data Reviewer/Date: Angye Dragotta/ September 26, 2011

SDG: 240-2499-1 R0
Analysis: SW846 8330M Nitroguanadine

Review Questions:	Yes	No	N/A	Comments	QUAL/Criteria
17. Was a field blank collected and analyzed?	✓				
18. Were target analytes reported in the field blank analyses < ½ the MRL?	✓				<5x=B
19. Was a field duplicate analyzed? Were the RPDs ≤30%?	✓				QAPP Table 3-2 RPD >30=J
20. Were all positive results confirmed with a second column confirmation? Was the RPD ≤ 40%?			✓	No detections above the reporting limit.	LCG Table 5 RPD>40%=J
21. Was an LCS prepared and analyzed with each batch?	✓				STL SOP Section 9.6
22. Were the LCS recoveries within limits specified in LCG Appendix C?	✓				LCG Appendix C <UL=J; 30-LL=J/UJ; <30%=J/R
23. Was a MS/MSD pair prepared with each batch?	✓				STL SOP Section 9.7
24. Was the MS/MSD parent a Ravenna sample?	✓				
25. Were MS/MSD recoveries 40-140% and RPD ≤20%?	✓				QAPP Table 3-2 Pj
27. Were reported sample concentrations within calibration range?	✓				
28. Were laboratory-generated Quality Control Exception Reports issued? If yes, summarize contents.		✓			
29. Were lab comments included in report? If yes, summarize contents.		✓			

References: Louisville Chemistry Guidelines (LCG), USACE June 2002 version 5; Section I "Chemical Analysis Criteria" Table 5 and Attachment A "Data Validation Guidelines.

Final Quality Assurance Project Plan (QAPP) Addendum for the Facility-Wide Groundwater Monitoring Program Ravenna Army Ammunition Plant, Ravenna, OH, Portage Environmental September 2004

STL SOP SAC-LC-0010 "Determination of Nitroguanidine Based on Method 8330, SW-846" April 2007, revision 2.0

Additional Comments:

Ravenna, OH Data Review Checklist

Project Number: 030240.0006
Sample Event: July 2011
Data Reviewer/Date: Angye Dragotta/ September 26, 2011

SDG: 240-2499-1 Rev 0
Analysis: TAL SOP WS-WC-0050

Review Questions:	Yes	No	N/A	Comments	Qualifier
1. Did Chain-of-Custody information agree with laboratory report?	✓				
2. Were samples preserved properly and received in good condition?	✓				QAPP Table 4-2
3. Were holding times met?	✓				QAPP Table 4-2 J/UJ/R
4. Were sample storage requirements met?	✓				QAPP Table 4-2
5. Were QAPP specified RLs achieved?	✓				QAPP Table 3.7
6. Were all QAPP-specified target analytes reported?	✓				QAPP Table 3.7
7. Was Acetone used to extract the samples? Was the Acetone evaporated using Nitrogen?	✓				STL SOP Sections 11.4
8. Does the initial calibration curve consist of 5 concentration levels with the low standard near but > MDL?	✓			Instrument FS4; ICAL 8/18/11 Stds- 0, 0.05, 0.2, 0.4, 1, 2	STL SOP Section 10.2 R
9. Was the correlation coefficient >0.995?	✓				STL SOP Section 10.2
10. Was a MRL Level Verification run at the beginning and end of every daily sequence or every 12 hours? Was the %D <30%?	✓				LCG Table 5 >30%=J
11. Was a second source verification (ICV) analyzed after the ICAL? Were all analytes 90-110%?	✓				STL SOP Section 9.8, 10.3, LCG >110%=J; 90-85%=J/UJ; <85%=J/R
12. Was the ICB analyzed after the ICV with results <1/2 the MRL?	✓				STL SOP Section 9.8, LCG ,< 5x = U
13. Was a CCV run every 10 samples and at the end of the analytical run?	✓				STL SOP Section 10.4
14. Was the ICV and CCV a mid-level standard from the initial calibration curve?	✓				STL SOP Section 10.3.1
15. Were all CCV calibration analytes within 90-110%?	✓				STL SOP Section 10.4, LCG >110%=J; 85-90%=J/UJ; <85%=J/R
16. Was the ICB analyzed after the ICV with results <1/2 the MRL?	✓				STL SOP Section 10.4, LCG, < 5x = U

Ravenna, OH Data Review Checklist

Project Number: 030240.0006
Sample Event: July 2011
Data Reviewer/Date: Angye Dragotta/ September 26, 2011

SDG: 240-2499-1 Rev 0
Analysis: TAL SOP WS-WC-0050

Review Questions:	Yes	No	N/A	Comments	Qualifier
17. Was the Nitrocellulose assay available and/or analyzed to be within 10%?	✓				STL SOP Section 7.14.1, R
18. Was a method blank prepared and analyzed with each batch?	✓				
19. Were target analytes reported in the method blank <1/2 the MRL?	✓			ADR checked section.	STL SOP Section 9.4, LCG, <5x=B
20. Was a field blank collected and analyzed?	✓				
21. Were target analytes reported in the field blank analyses <1/2 the MRL?	✓				<5x=B
22. Was a field duplicate analyzed? Were the RPDs ≤30%?	✓			ADR checked section.	QAPP Table 3-2 RPD > 30% = J
23. Was an LCS prepared and analyzed with each batch? Was the LCS recovery within lab's in-house limits% (26-144%)?	✓				>UL%=J; 50-LL%=J/UJ; <50%=J/R
24. Was a MS/MSD pair prepared with each batch?	✓				
25. Was the MS/MSD parent a Ravenna sample?	✓				
26. Were MS/MSD recoveries 26-144% and RPD ≤20?	✓			ADR checked section.	Method EPA 353.2 Section 9.4.2 >UL%=J; <LL%=J/UJ; RPD>20%=J/UJ
27. Were sample concentrations within calibration range?	✓				
28. Were laboratory-generated Quality Control Exception Reports issued? If yes, summarize contents.		✓			
30. Were lab comments included in report? If yes, summarize contents.		✓			

References: *STL SOP SAC-WC-0050 "Preparation and Analysis of Nitrocellulose in Aqueous and Soil/Sediment Samples by Colorimetric Autoanalyzer", Jan 2007, rev. 2.0*

Louisville Chemistry Guidelines (LCG), USACE June 2002 version 5

Final Quality Assurance Project Plan (QAPP) Addendum for the Facility-Wide Groundwater Monitoring Program Ravenna Army Ammunition Plant, Ravenna, OH, Portage Environmental September 2004

Ravenna, OH Data Review Checklist

Project Number: 030240.0006
Sample Event: July 2011
Data Reviewer/Date: Angye Dragotta/ September 26, 2011

SDG: 240-2499-1 Rev 0
Analysis: EPA 353.2

Review Questions:	Yes	No	N/A	Comments	Qual/Crtieria
1. Did Chain-of-Custody information agree with laboratory report?	✓				
2. Were samples preserved properly and received in good condition?	✓				QAPP Table 4-2
3. Were holding times met?	✓				QAPP Table 4-2 J/UJ/R
4. Were sample storage requirements met?	✓				QAPP Table 4-2
5. Were QAPP specified RLs achieved?	✓				QAPP Table 3-9
6. Were all QAPP-specified target analytes reported?	✓				QAPP Table 3-9
7. Was the Linear Calibration Range verified using 3 standards and 1 blank? Was the ICV within 10% of the initial values?	✓				Method EPA 353.2 Section 9.2.2 J
8. Were the calibration standards verified by preparation and analysis of a Quality Control Sample? Were results within 10% of the stated values?	✓				Method EPA 353.2 Section 9.2.3 Pj
9. Was an Instrument Performance Check Solution (CCV) analyzed immediately following daily calibration, after every 10th sample, and at the end of the analytical sequence, with recoveries 90-110%?	✓				Method EPA 353.2 Section 9.3.4
10. Was a method blank prepared and analyzed with each batch?	✓				Method EPA 353.2 Section 9.3.1, 9.3.4
11. Were target analytes detected in the method blank or calibration blank >1/2 the MRL?		✓		ADR checked section;	LCG Attachment A Section 11, *<5x = B*
12. Was a field blank (trip or equipment) collected and analyzed at the required frequency stated in the site-specific FSP?	✓				
13. Were target analytes reported in the field blank analyses (trip or equipment) >1/2 the MRL?	✓			ADR checked section; Nitrate as N was detected in the field blank FWGEQUIPRinse3-1807-GW at 0.015mg/L. The nitrate as N results for samples FWGLL12mw-088c-1778-GW, FWGLL12mw-153c-1782-GW, FWGLL12mw-154c-1783-GW, FWGLL12mw-184c-1786-GW, FWGLL12mw-186c-1788-GW, FWGLL12mw-245c-1795-GW and FWGLL12mw-DUP4-1802-GW were qualified, "B".	*<5x=U*
14. Was a field duplicate analyzed? Were the RPDs acceptable?	✓				

Project Number: 030240.0006
Sample Event: July 2011
Data Reviewer/Date: Angye Dragotta/ September 26, 2011

SDG: 240-2499-1 Rev 0
Analysis: EPA 353.2

Review Questions:	Yes	No	N/A	Comments	Qual/Crtieria
15. Was an LCS prepared and analyzed with each batch? Was the LCS recovery within 90-110%?	✓			Only a LCS is required.	Method EPA 353.2 Section 9.3.3 J/UJ; <50%= R
16. Was a MS/MSD pair prepared with each batch?	✓				*Method EPA 353.2 Section 9.4.1*
17. Was the MS/MSD parent sample a Ravenna sample?	✓				
18. Were MS/MSD recoveries and RPD within acceptance criteria?		✓		ADR checked section. The matrix spike and duplicate recovered below control limits at 51% and 53%, for the spike analysis performed on sample FWGLL12mw-128C-1781-GW. The matrix spike and duplicate recovered below control limits at 82% and 81%, for the spike analysis performed on sample FWGLL12mw-088C-1778-GW . The nitrate-nitrite results were qualified as estimated. "UJ/J".	*Method EPA 353.2 Section 9.4.2 Pj*
19. Were sample concentrations within calibration range?	✓				
20. Were laboratory-generated Quality Control Exception Reports issued? If yes, summarize contents.		✓			
21. Were lab comments included in report? If yes, summarize contents.	✓				

References: Louisville Chemistry Guidelines (LCG), USACE June 2002 version 5

Final Quality Assurance Project Plan (QAPP) Addendum for the Facility-Wide Groundwater Monitoring Program Ravenna Army Ammunition Plant, Ravenna, OH, Portage Environmental September 2004

Additional Comments:

MATRIX SPIKE SAMPLE DATA REPORT

General Chemistry

Client Lot #...: G1H050492 Matrix.....: WATER
Date Sampled...: 08/03/11 Date Received..: 08/05/11

PARAMETER	SAMPLE AMOUNT	SPIKE AMT	MEASRD AMOUNT	UNITS	PERCNT RECVRY	RPD	METHOD	PREPARATION-ANALYSIS DATE	PREP BATCH #
Nitrate-Nitrite			WO#: MLFNP1AM-MS/MLFNP1AN-MSD				MS Lot-Sample #: G1H050492-014		
	0.077	1.00	0.585 N	mg/L	51		MCAWW 353.2	08/18/11	1230223
	0.077	1.00	0.603 N	mg/L	53	3.0	MCAWW 353.2	08/18/11	1230223
			Dilution Factor: 1						
Nitrate-Nitrite			WO#: MLFNW1AM-MS/MLFNW1AN-MSD				MS Lot-Sample #: G1H050492-015		
	0.037	1.00	0.856 N	mg/L	82		MCAWW 353.2	08/18/11	1230223
	0.037	1.00	0.849 N	mg/L	81	0.82	MCAWW 353.2	08/18/11	1230223
			Dilution Factor: 1						
Nitrocellulose			WO#: MLFNP1AH-MS/MLFNP1AJ-MSD				MS Lot-Sample #: G1H050492-014		
	ND	5.07	4.61	mg/L	91		TAL-SOP WS-WC	08/17-08/18/11	1229036
	ND	5.07	4.61	mg/L	91	0.0	TAL-SOP WS-WC	08/17-08/18/11	1229036
			Dilution Factor: 1						
Nitrocellulose			WO#: MLFNW1AH-MS/MLFNW1AJ-MSD				MS Lot-Sample #: G1H050492-015		
	ND	5.07	4.46	mg/L	88		TAL-SOP WS-WC	08/17-08/18/11	1229036
	ND	5.07	4.54	mg/L	90	1.8	TAL-SOP WS-WC	08/17-08/18/11	1229036
			Dilution Factor: 1						

NOTE(S):

Calculations are performed before rounding to avoid round-off errors in calculated results.

N Spiked analyte recovery is outside stated control limits.

Appendix 2

Overall Qualified Results

Analytical Method	Field Sample ID	Matrix	Sample Type	Analyte	RL	Lab Result	Unc / Error	Overall Qualifier	Units	Reason Code
SDG: 240-2499-1										
353.2	FWGEQUIPRINSE3-1807-GW	AQ	EB	Nitrate as N (NO3-N)	0.10	0.015B		J	mg/L	Ms, Rl
353.2	FWGLL12mw-088C-1778-GW	AQ	N	Nitrate as N (NO3-N)	0.10	0.037B		JB	mg/L	Eb, Ms
353.2	FWGLL12mw-128C-1781-GW	AQ	N	Nitrate as N (NO3-N)	0.10	0.077B		J	mg/L	Ms, Rl
353.2	FWGLL12mw-153C-1782-GW	AQ	N	Nitrate as N (NO3-N)	0.10	0.039B		JB	mg/L	Eb, Ms
353.2	FWGLL12mw-154C-1783-GW	AQ	N	Nitrate as N (NO3-N)	0.10	0.029B		JB	mg/L	Eb, Ms
353.2	FWGLL12mw-184C-1786-GW	AQ	N	Nitrate as N (NO3-N)	0.10	0.035B		JB	mg/L	Eb, Ms
353.2	FWGLL12mw-186C-1788-GW	AQ	N	Nitrate as N (NO3-N)	0.10	0.024B		JB	mg/L	Eb, Ms
353.2	FWGLL12mw-187C-1789-GW	AQ	N	Nitrate as N (NO3-N)	100	1670Q		J	mg/L	Ms
353.2	FWGLL12mw-242C-1792-GW	AQ	N	Nitrate as N (NO3-N)	0.10	0.097B		J	mg/L	Ms, Rl
353.2	FWGLL12mw-243C-1793-GW	AQ	N	Nitrate as N (NO3-N)	0.10	0.13		J	mg/L	Ms
353.2	FWGLL12mw-245C-1795-GW	AQ	N	Nitrate as N (NO3-N)	0.10	0.031B		JB	mg/L	Eb, Ms

N = Normal Sample ***TB = Trip Blank***
FD = Field Duplicate ***FB = Field Blank***

Overall Qualified Results

Analytical Method	Field Sample ID	Matrix	Sample Type	Analyte	RL	Lab Result	Unc / Error	Overall Qualifier	Units	Reason Code
SDG: 240-2499-1										
353.2	FWGLL12mw-DUP4-1802-GW	AQ	FD							
				Nitrate as N (NO3-N)	0.10	0.044B		JB	mg/L	Eb, Ms
6010B	FWGEQUIPRINSE3-1807-GW	AQ	EB							
				ARSENIC	5.0	3.8J		J	ug/L	Rl
				Potassium	1000	160J B		UB	ug/L	Mb, Cb
6010B	FWGLL12mw-088C-1778-GF	AQ	N							
				ARSENIC	5.0	13		B	ug/L	Eb
6010B	FWGLL12mw-153C-1782-GF	AQ	N							
				ARSENIC	5.0	18		B	ug/L	Eb
6010B	FWGLL12mw-154C-1783-GF	AQ	N							
				ARSENIC	5.0	15		B	ug/L	Eb
6010B	FWGLL12mw-184C-1786-GF	AQ	N							
				ARSENIC	5.0	17		B	ug/L	Eb
				BARIUM	10	9.4J		J	ug/L	Rl
6010B	FWGLL12mw-186C-1788-GF	AQ	N							
				ARSENIC	5.0	3.4J		B	ug/L	Eb
6010B	FWGLL12mw-243C-1793-GF	AQ	N							
				ARSENIC	5.0	15		B	ug/L	Eb
				NICKEL	10	3.4J		J	ug/L	Rl
6010B	FWGLL12mw-245C-1795-GF	AQ	N							
				ARSENIC	5.0	3.6J		B	ug/L	Eb
				COBALT	5.0	3.2J		J	ug/L	Rl
				NICKEL	10	3.3J		J	ug/L	Rl

N = Normal Sample ***TB = Trip Blank***
FD = Field Duplicate ***FB = Field Blank***

Overall Qualified Results

Analytical Method	Field Sample ID	Matrix	Sample Type	Analyte	RL	Lab Result	Unc / Error	Overall Qualifier	Units	Reason Code
SDG: 240-2499-1										
6010B	FWGLL12mw-DUP4-1802-GF	AQ	FD							
				ARSENIC	5.0	4.5J		B	ug/L	Eb
				COBALT	5.0	3.1J		J	ug/L	Rl
				NICKEL	10	4.0J		J	ug/L	Rl
6010B	FWGLL3mw-234C-1773-GF	AQ	N							
				NICKEL	10	5.8J		J	ug/L	Rl
6010B	FWGLL3mw-235C-1774-GF	AQ	N							
				ARSENIC	5.0	3.3J		B	ug/L	Eb
				BARIUM	10	2.8J		J	ug/L	Rl
				MANGANESE	10	9.5J		J	ug/L	Rl
				Potassium	1000	710J B		UB	ug/L	Mb, Eb, Cb
6010B	FWGLL3mw-238C-1776-GF	AQ	N							
				BARIUM	10	8.4J		J	ug/L	Rl
				MANGANESE	10	1.2J		J	ug/L	Rl
6010B	FWGLL3mw-DUP2-1800-GF	AQ	FD							
				NICKEL	10	4.9J		J	ug/L	Rl
6020	FWGEQUIPRINSE3-1807-GW	AQ	EB							
				ALUMINUM	50	50U		UJ	ug/L	Ld
				SODIUM	1000	14J B		UB	ug/L	Mb, Cb
				THALLIUM	1.0	0.28J B		UJB	ug/L	Mb, Ld, Cb
6020	FWGLL12mw-088C-1778-GF	AQ	N							
				ALUMINUM	50	22J		J	ug/L	Ld, Rl
				ANTIMONY	2.0	0.17J		U	ug/L	Cb
				THALLIUM	1.0	1.2B		UJB	ug/L	Mb, Eb, Ld

N = Normal Sample ***TB = Trip Blank***
FD = Field Duplicate ***FB = Field Blank***

Overall Qualified Results

Analytical Method	Field Sample ID	Matrix	Sample Type	Analyte	RL	Lab Result	Unc / Error	Overall Qualifier	Units	Reason Code
SDG: 240-2499-1										
6020	FWGLL12mw-128C-1781-GF	AQ	N							
				ALUMINUM	50	190		J	ug/L	Ld
				ANTIMONY	2.0	0.28J		U	ug/L	Cb
				THALLIUM	1.0	1.1B		UJB	ug/L	Mb, Eb, Ld
6020	FWGLL12mw-153C-1782-GF	AQ	N							
				ALUMINUM	50	50U		UJ	ug/L	Ld
				THALLIUM	1.0	0.34J B		UJB	ug/L	Mb, Eb, Ld
6020	FWGLL12mw-154C-1783-GF	AQ	N							
				ALUMINUM	50	20J		J	ug/L	Ld, Rl
				THALLIUM	1.0	0.40J B		UJB	ug/L	Mb, Eb, Ld
6020	FWGLL12mw-184C-1786-GF	AQ	N							
				ALUMINUM	50	31J		J	ug/L	Ld, Rl
				THALLIUM	1.0	0.17J B		UJB	ug/L	Mb, Eb, Ld
				ZINC	10	6.1J		J	ug/L	Rl
6020	FWGLL12mw-186C-1788-GF	AQ	N							
				ALUMINUM	50	50U		UJ	ug/L	Ld
				THALLIUM	1.0	0.15J B		UJB	ug/L	Mb, Eb, Ld
6020	FWGLL12mw-187C-1789-GF	AQ	N							
				ALUMINUM	50	50U		UJ	ug/L	Ld
				THALLIUM	1.0	0.87J B		UJB	ug/L	Mb, Eb, Ld
6020	FWGLL12mw-242C-1792-GF	AQ	N							
				ALUMINUM	50	50U		UJ	ug/L	Ld
				THALLIUM	1.0	0.21J B		UJB	ug/L	Mb, Eb, Ld

N = Normal Sample ***TB = Trip Blank***
FD = Field Duplicate ***FB = Field Blank***

Overall Qualified Results

Analytical Method	Field Sample ID	Matrix	Sample Type	Analyte	RL	Lab Result	Unc / Error	Overall Qualifier	Units	Reason Code
SDG: 240-2499-1										
6020	FWGLL12mw-243C-1793-GF	AQ	N							
				ALUMINUM	50	150		J	ug/L	Ld
				ANTIMONY	2.0	0.25J		U	ug/L	Cb
				THALLIUM	1.0	0.32J B		UJB	ug/L	Mb, Eb, Ld
				ZINC	10	2.8J		J	ug/L	Rl
6020	FWGLL12mw-245C-1795-GF	AQ	N							
				ALUMINUM	50	37J		J	ug/L	Ld, Rl
				ANTIMONY	2.0	0.15J		U	ug/L	Cb
				THALLIUM	1.0	0.76J B		UJ	ug/L	Mb, Eb, Ld
6020	FWGLL12mw-DUP4-1802-GF	AQ	FD							
				ALUMINUM	50	26J		J	ug/L	Ld, Rl
				ANTIMONY	2.0	0.13J		U	ug/L	Cb
				THALLIUM	1.0	0.54J B		UJB	ug/L	Mb, Eb, Ld
6020	FWGLL3mw-234C-1773-GF	AQ	N							
				ALUMINUM	50	50U		UJ	ug/L	Ld
				THALLIUM	1.0	0.25J B		UJB	ug/L	Mb, Eb, Ld
6020	FWGLL3mw-235C-1774-GF	AQ	N							
				ALUMINUM	50	50U		UJ	ug/L	Ld
				ANTIMONY	2.0	0.36J		U	ug/L	Cb
				IRON	50	65		U	ug/L	Cb
				THALLIUM	1.0	1.6B		UJ	ug/L	Ld, Cb
				ZINC	10	8.2J		J	ug/L	Rl
6020	FWGLL3mw-238C-1776-GF	AQ	N							
				ALUMINUM	50	50U		UJ	ug/L	Ld
				THALLIUM	1.0	0.16J B		UJB	ug/L	Mb, Eb, Ld

N = Normal Sample ***TB = Trip Blank***
FD = Field Duplicate ***FB = Field Blank***

Overall Qualified Results

Analytical Method	Field Sample ID	Matrix	Sample Type	Analyte	RL	Lab Result	Unc / Error	Overall Qualifier	Units	Reason Code
SDG: 240-2499-1										
6020	FWGLL3mw-DUP2-1800-GF	AQ	FD							
				ALUMINUM	50	50U		UJ	ug/L	Ld
				THALLIUM	1.0	0.23J B		UJB	ug/L	Mb, Eb, Ld
7196A	FWGEQUIPRINSE3-1807-GW	AQ	EB							
				Hexavalent chromium	0.020	0.020U		UJ	mg/L	Ms, ProfJu
7196A	FWGLL12mw-088C-1778-GF	AQ	N							
				Hexavalent chromium	0.020	0.020U		UJ	mg/L	Ms, ProfJu
7196A	FWGLL12mw-128C-1781-GF	AQ	N							
				Hexavalent chromium	0.020	0.020U		UJ	mg/L	Ms, ProfJu
7196A	FWGLL12mw-153C-1782-GF	AQ	N							
				Hexavalent chromium	0.020	0.020U		UJ	mg/L	Ms, ProfJu
7196A	FWGLL12mw-154C-1783-GF	AQ	N							
				Hexavalent chromium	0.020	0.020U		UJ	mg/L	Ms, ProfJu
7196A	FWGLL12mw-184C-1786-GF	AQ	N							
				Hexavalent chromium	0.020	0.020U		UJ	mg/L	Ms, ProfJu
7196A	FWGLL12mw-186C-1788-GF	AQ	N							
				Hexavalent chromium	0.020	0.020U		UJ	mg/L	Ms, ProfJu
7196A	FWGLL12mw-187C-1789-GF	AQ	N							
				Hexavalent chromium	0.020	0.020U		UJ	mg/L	Ms, ProfJu
7196A	FWGLL12mw-242C-1792-GF	AQ	N							
				Hexavalent chromium	0.020	0.020U		UJ	mg/L	Ms, ProfJu
7196A	FWGLL12mw-243C-1793-GF	AQ	N							
				Hexavalent chromium	0.020	0.020U		UJ	mg/L	Ms, ProfJu

N = Normal Sample ***TB = Trip Blank***
FD = Field Duplicate ***FB = Field Blank***

Overall Qualified Results

Analytical Method	Field Sample ID	Matrix	Sample Type	Analyte	RL	Lab Result	Unc / Error	Overall Qualifier	Units	Reason Code
SDG: 240-2499-1										
7196A	FWGLL12mw-245C-1795-GF	AQ	N							
				Hexavalent chromium	0.020	0.020U		UJ	mg/L	Ms, ProfJu
7196A	FWGLL12mw-DUP4-1802-GF	AQ	FD							
				Hexavalent chromium	0.020	0.020U		UJ	mg/L	Ms, ProfJu
8081A	FWGEQUIPRINSE3-1807-GW	AQ	EB							
				ALPHA-BHC	0.029	0.016J		J	ug/L	Rl, ProfJud
8081A	FWGLL12mw-128C-1781-GW	AQ	N							
				4,4'-DDD	0.029	0.029U		UJ	ug/L	Surr
				4,4'-DDE	0.029	0.029U		UJ	ug/L	Surr
				4,4'-DDT	0.029	0.029U		UJ	ug/L	Surr
				ALDRIN	0.029	0.029U		UJ	ug/L	Surr
				ALPHA-BHC	0.029	0.029U		UJ	ug/L	Surr
				alpha-Chordane	0.029	0.029U		UJ	ug/L	Surr
				BETA-BHC	0.029	0.029U		UJ	ug/L	Surr
				DELTA-BHC	0.029	0.029U		UJ	ug/L	Surr
				DIELDRIN	0.029	0.029U		UJ	ug/L	Surr
				ENDOSULFAN I	0.024	0.024U		UJ	ug/L	Surr
				ENDOSULFAN II	0.024	0.024U		UJ	ug/L	Surr
				ENDOSULFAN SULFATE	0.029	0.029U		UJ	ug/L	Surr
				ENDRIN	0.029	0.029U		UJ	ug/L	Surr
				ENDRIN ALDEHYDE	0.029	0.029U		UJ	ug/L	Surr
				ENDRIN KETONE	0.029	0.029U		UJ	ug/L	Surr
				GAMMA-BHC	0.029	0.029U		UJ	ug/L	Surr
				GAMMA-CHLORDANE	0.029	0.029U		UJ	ug/L	Surr
				HEPTACHLOR	0.029	0.029U		UJ	ug/L	Surr
				HEPTACHLOR EPOXIDE	0.029	0.029U		UJ	ug/L	Surr
				METHOXYCHLOR	0.095	0.095U		UJ	ug/L	Surr
				TOXAPHENE	1.9	1.9U		UJ	ug/L	Surr

N = Normal Sample ***TB = Trip Blank***
FD = Field Duplicate ***FB = Field Blank***

Overall Qualified Results

Analytical Method	Field Sample ID	Matrix	Sample Type	Analyte	RL	Lab Result	Unc / Error	Overall Qualifier	Units	Reason Code
SDG: 240-2499-1										
8081A	FWGLL12mw-153C-1782-GW	AQ	N							
				4,4'-DDD	0.030	0.030U		UJ	ug/L	Surr
				4,4'-DDE	0.030	0.030U		UJ	ug/L	Surr
				4,4'-DDT	0.030	0.030U		UJ	ug/L	Surr
				ALDRIN	0.030	0.030U		UJ	ug/L	Surr
				ALPHA-BHC	0.030	0.030U		UJ	ug/L	Surr
				alpha-Chordane	0.030	0.030U		UJ	ug/L	Surr
				BETA-BHC	0.030	0.030U		UJ	ug/L	Surr
				DELTA-BHC	0.030	0.030U		UJ	ug/L	Surr
				DIELDRIN	0.030	0.030U		UJ	ug/L	Surr
				ENDOSULFAN I	0.025	0.025U		UJ	ug/L	Surr
				ENDOSULFAN II	0.025	0.025U		UJ	ug/L	Surr
				ENDOSULFAN SULFATE	0.030	0.030U		UJ	ug/L	Surr
				ENDRIN	0.030	0.030U		UJ	ug/L	Surr
				ENDRIN ALDEHYDE	0.030	0.030U		UJ	ug/L	Surr
				ENDRIN KETONE	0.030	0.030U		UJ	ug/L	Surr
				GAMMA-BHC	0.030	0.030U		UJ	ug/L	Surr
				GAMMA-CHLORDANE	0.030	0.030U		UJ	ug/L	Surr
				HEPTACHLOR	0.030	0.030U		UJ	ug/L	Surr
				HEPTACHLOR EPOXIDE	0.030	0.030U		UJ	ug/L	Surr
				METHOXYCHLOR	0.10	0.10U		UJ	ug/L	Surr
				TOXAPHENE	2.0	2.0U		UJ	ug/L	Surr
8081A	FWGLL12mw-154C-1783-GW	AQ	N							
				ALPHA-BHC	0.029	0.010J		JB	ug/L	Eb, ProfJu

N = Normal Sample ***TB = Trip Blank***
FD = Field Duplicate ***FB = Field Blank***

Overall Qualified Results

Analytical Method	Field Sample ID	Matrix	Sample Type	Analyte	RL	Lab Result	Unc / Error	Overall Qualifier	Units	Reason Code
SDG: 240-2499-1										
8081A	FWGLL12mw-184C-1786-GW	AQ	N							
				4,4'-DDD	0.032	0.032U		UJ	ug/L	Surr
				4,4'-DDE	0.032	0.032U		UJ	ug/L	Surr
				4,4'-DDT	0.032	0.032U		UJ	ug/L	Surr
				ALDRIN	0.032	0.032U		UJ	ug/L	Surr
				ALPHA-BHC	0.032	0.032U		UJ	ug/L	Surr
				alpha-Chordane	0.032	0.032U		UJ	ug/L	Surr
				BETA-BHC	0.032	0.032U		UJ	ug/L	Surr
				DELTA-BHC	0.032	0.032U		UJ	ug/L	Surr
				DIELDRIN	0.032	0.032U		UJ	ug/L	Surr
				ENDOSULFAN I	0.026	0.026U		UJ	ug/L	Surr
				ENDOSULFAN II	0.026	0.026U		UJ	ug/L	Surr
				ENDOSULFAN SULFATE	0.032	0.032U		UJ	ug/L	Surr
				ENDRIN	0.032	0.032U		UJ	ug/L	Surr
				ENDRIN ALDEHYDE	0.032	0.032U		UJ	ug/L	Surr
				ENDRIN KETONE	0.032	0.032U		UJ	ug/L	Surr
				GAMMA-BHC	0.032	0.032U		UJ	ug/L	Surr
				GAMMA-CHLORDANE	0.032	0.032U		UJ	ug/L	Surr
				HEPTACHLOR	0.032	0.032U		UJ	ug/L	Surr
				HEPTACHLOR EPOXIDE	0.032	0.032U		UJ	ug/L	Surr
				METHOXYCHLOR	0.11	0.11U		UJ	ug/L	Surr
				TOXAPHENE	2.1	2.1U		UJ	ug/L	Surr

Overall Qualified Results

Analytical Method	Field Sample ID	Matrix	Sample Type	Analyte	RL	Lab Result	Unc / Error	Overall Qualifier	Units	Reason Code
SDG: 240-2499-1										
8081A	FWGLL12mw-186C-1788-GW	AQ	N							
				4,4'-DDD	0.029	0.029U		UJ	ug/L	Surr
				4,4'-DDE	0.029	0.029U		UJ	ug/L	Surr
				4,4'-DDT	0.029	0.029U		UJ	ug/L	Surr
				ALDRIN	0.029	0.029U		UJ	ug/L	Surr
				ALPHA-BHC	0.029	0.029U		UJ	ug/L	Surr
				alpha-Chordane	0.029	0.029U		UJ	ug/L	Surr
				BETA-BHC	0.029	0.029U		UJ	ug/L	Surr
				DELTA-BHC	0.029	0.029U		UJ	ug/L	Surr
				DIELDRIN	0.029	0.029U		UJ	ug/L	Surr
				ENDOSULFAN I	0.024	0.024U		UJ	ug/L	Surr
				ENDOSULFAN II	0.024	0.024U		UJ	ug/L	Surr
				ENDOSULFAN SULFATE	0.029	0.029U		UJ	ug/L	Surr
				ENDRIN	0.029	0.029U		UJ	ug/L	Surr
				ENDRIN ALDEHYDE	0.029	0.029U		UJ	ug/L	Surr
				ENDRIN KETONE	0.029	0.029U		UJ	ug/L	Surr
				GAMMA-BHC	0.029	0.029U		UJ	ug/L	Surr
				GAMMA-CHLORDANE	0.029	0.029U		UJ	ug/L	Surr
				HEPTACHLOR	0.029	0.029U		UJ	ug/L	Surr
				HEPTACHLOR EPOXIDE	0.029	0.029U		UJ	ug/L	Surr
				METHOXYCHLOR	0.097	0.097U		UJ	ug/L	Surr
				TOXAPHENE	1.9	1.9U		UJ	ug/L	Surr

N = Normal Sample ***TB = Trip Blank***
FD = Field Duplicate ***FB = Field Blank***

Overall Qualified Results

Analytical Method	Field Sample ID	Matrix	Sample Type	Analyte	RL	Lab Result	Unc / Error	Overall Qualifier	Units	Reason Code
SDG: 240-2499-1										
8081A	FWGLL12mw-242C-1792-GW	AQ	N							
				4,4'-DDD	0.029	0.029U		UJ	ug/L	Surr
				4,4'-DDE	0.029	0.029U		UJ	ug/L	Surr
				4,4'-DDT	0.029	0.029U		UJ	ug/L	Surr
				ALDRIN	0.029	0.029U		UJ	ug/L	Surr
				ALPHA-BHC	0.029	0.029U		UJ	ug/L	Surr
				alpha-Chordane	0.029	0.029U		UJ	ug/L	Surr
				BETA-BHC	0.029	0.029U		UJ	ug/L	Surr
				DELTA-BHC	0.029	0.029U		UJ	ug/L	Surr
				DIELDRIN	0.029	0.029U		UJ	ug/L	Surr
				ENDOSULFAN I	0.025	0.025U		UJ	ug/L	Surr
				ENDOSULFAN II	0.025	0.025U		UJ	ug/L	Surr
				ENDOSULFAN SULFATE	0.029	0.029U		UJ	ug/L	Surr
				ENDRIN	0.029	0.029U		UJ	ug/L	Surr
				ENDRIN ALDEHYDE	0.029	0.029U		UJ	ug/L	Surr
				ENDRIN KETONE	0.029	0.029U		UJ	ug/L	Surr
				GAMMA-BHC	0.029	0.029U		UJ	ug/L	Surr
				GAMMA-CHLORDANE	0.029	0.029U		UJ	ug/L	Surr
				HEPTACHLOR	0.029	0.029U		UJ	ug/L	Surr
				HEPTACHLOR EPOXIDE	0.029	0.029U		UJ	ug/L	Surr
				METHOXYCHLOR	0.098	0.098U		UJ	ug/L	Surr
				TOXAPHENE	2.0	2.0U		UJ	ug/L	Surr

N = Normal Sample ***TB = Trip Blank***
FD = Field Duplicate ***FB = Field Blank***

Overall Qualified Results

Analytical Method	Field Sample ID	Matrix	Sample Type	Analyte	RL	Lab Result	Unc / Error	Overall Qualifier	Units	Reason Code
SDG: 240-2499-1										
8081A	FWGLL12mw-243C-1793-GW	AQ	N							
				4,4'-DDD	0.032	0.032U		UJ	ug/L	Surr
				4,4'-DDE	0.032	0.032U		UJ	ug/L	Surr
				4,4'-DDT	0.032	0.032U		UJ	ug/L	Surr
				ALDRIN	0.032	0.032U		UJ	ug/L	Surr
				ALPHA-BHC	0.032	0.017J		JB	ug/L	Eb, Surr
				alpha-Chordane	0.032	0.032U		UJ	ug/L	Surr
				BETA-BHC	0.032	0.032U		UJ	ug/L	Surr
				DELTA-BHC	0.032	0.032U		UJ	ug/L	Surr
				DIELDRIN	0.032	0.032U		UJ	ug/L	Surr
				ENDOSULFAN I	0.027	0.027U		UJ	ug/L	Surr
				ENDOSULFAN II	0.027	0.027U		UJ	ug/L	Surr
				ENDOSULFAN SULFATE	0.032	0.032U		UJ	ug/L	Surr
				ENDRIN	0.032	0.032U		UJ	ug/L	Surr
				ENDRIN ALDEHYDE	0.032	0.032U		UJ	ug/L	Surr
				ENDRIN KETONE	0.032	0.032U		UJ	ug/L	Surr
				GAMMA-BHC	0.032	0.032U		UJ	ug/L	Surr
				GAMMA-CHLORDANE	0.032	0.032U		UJ	ug/L	Surr
				HEPTACHLOR	0.032	0.032U		UJ	ug/L	Surr
				HEPTACHLOR EPOXIDE	0.032	0.032U		UJ	ug/L	Surr
				METHOXYCHLOR	0.11	0.11U		UJ	ug/L	Surr
				TOXAPHENE	2.2	2.2U		UJ	ug/L	Surr

Overall Qualified Results

Analytical Method	Field Sample ID	Matrix	Sample Type	Analyte	RL	Lab Result	Unc / Error	Overall Qualifier	Units	Reason Code
SDG: 240-2499-1										
8081A	FWGLL12mw-245C-1795-GW	AQ	N							
				4,4'-DDD	0.029	0.029U		UJ	ug/L	Surr
				4,4'-DDE	0.029	0.029U		UJ	ug/L	Surr
				4,4'-DDT	0.029	0.029U		UJ	ug/L	Surr
				ALDRIN	0.029	0.029U		UJ	ug/L	Surr
				ALPHA-BHC	0.029	0.029U		UJ	ug/L	Surr
				alpha-Chordane	0.029	0.029U		UJ	ug/L	Surr
				BETA-BHC	0.029	0.029U		UJ	ug/L	Surr
				DELTA-BHC	0.029	0.029U		UJ	ug/L	Surr
				DIELDRIN	0.029	0.029U		UJ	ug/L	Surr
				ENDOSULFAN I	0.024	0.024U		UJ	ug/L	Surr
				ENDOSULFAN II	0.024	0.024U		UJ	ug/L	Surr
				ENDOSULFAN SULFATE	0.029	0.029U		UJ	ug/L	Surr
				ENDRIN	0.029	0.029U		UJ	ug/L	Surr
				ENDRIN ALDEHYDE	0.029	0.029U		UJ	ug/L	Surr
				ENDRIN KETONE	0.029	0.029U		UJ	ug/L	Surr
				GAMMA-BHC	0.029	0.029U		UJ	ug/L	Surr
				GAMMA-CHLORDANE	0.029	0.029U		UJ	ug/L	Surr
				HEPTACHLOR	0.029	0.029U		UJ	ug/L	Surr
				HEPTACHLOR EPOXIDE	0.029	0.029U		UJ	ug/L	Surr
				METHOXYCHLOR	0.097	0.097U		UJ	ug/L	Surr
				TOXAPHENE	1.9	1.9U		UJ	ug/L	Surr

N = Normal Sample ***TB = Trip Blank***
FD = Field Duplicate ***FB = Field Blank***

Overall Qualified Results

Analytical Method	Field Sample ID	Matrix	Sample Type	Analyte	RL	Lab Result	Unc / Error	Overall Qualifier	Units	Reason Code
SDG: 240-2499-1										
8081A	FWGLL12mw-DUP4-1802-GW	AQ	FD							
				4,4'-DDD	0.030	0.030U *		UJ	ug/L	Surr
				4,4'-DDE	0.030	0.030U		UJ	ug/L	Surr
				4,4'-DDT	0.030	0.030U		UJ	ug/L	Surr
				ALDRIN	0.030	0.030U		UJ	ug/L	Surr
				ALPHA-BHC	0.030	0.030U		UJ	ug/L	Surr
				alpha-Chordane	0.030	0.030U		UJ	ug/L	Surr
				BETA-BHC	0.030	0.030U		UJ	ug/L	Surr
				DELTA-BHC	0.030	0.030U		UJ	ug/L	Surr
				DIELDRIN	0.030	0.030U		UJ	ug/L	Surr
				ENDOSULFAN I	0.025	0.025U		UJ	ug/L	Surr
				ENDOSULFAN II	0.025	0.025U		UJ	ug/L	Surr
				ENDOSULFAN SULFATE	0.030	0.030U		UJ	ug/L	Surr
				ENDRIN	0.030	0.030U		UJ	ug/L	Surr
				ENDRIN ALDEHYDE	0.030	0.030U		UJ	ug/L	Surr
				ENDRIN KETONE	0.030	0.030U		UJ	ug/L	Surr
				GAMMA-BHC	0.030	0.030U		UJ	ug/L	Surr
				GAMMA-CHLORDANE	0.030	0.030U		UJ	ug/L	Surr
				HEPTACHLOR	0.030	0.030U		UJ	ug/L	Surr
				HEPTACHLOR EPOXIDE	0.030	0.030U		UJ	ug/L	Surr
				METHOXYCHLOR	0.10	0.10U		UJ	ug/L	Surr
				TOXAPHENE	2.0	2.0U		UJ	ug/L	Surr

N = Normal Sample ***TB = Trip Blank***
FD = Field Duplicate ***FB = Field Blank***

Overall Qualified Results

Analytical Method	Field Sample ID	Matrix	Sample Type	Analyte	RL	Lab Result	Unc / Error	Overall Qualifier	Units	Reason Code
SDG: 240-2499-1										
8081A	FWGLL3mw-234C-1773-GW	AQ	N							
				4,4'-DDD	0.031	0.031U		UJ	ug/L	Surr
				4,4'-DDE	0.031	0.031U		UJ	ug/L	Surr
				4,4'-DDT	0.031	0.031U		UJ	ug/L	Surr
				ALDRIN	0.031	0.031U		UJ	ug/L	Surr
				ALPHA-BHC	0.031	0.018J		JB	ug/L	Eb, Surr, P
				alpha-Chordane	0.031	0.031U		UJ	ug/L	Surr
				BETA-BHC	0.031	0.031U		UJ	ug/L	Surr
				DELTA-BHC	0.031	0.031U		UJ	ug/L	Surr
				DIELDRIN	0.031	0.031U		UJ	ug/L	Surr
				ENDOSULFAN I	0.026	0.026U		UJ	ug/L	Surr
				ENDOSULFAN II	0.026	0.026U		UJ	ug/L	Surr
				ENDOSULFAN SULFATE	0.031	0.031U		UJ	ug/L	Surr
				ENDRIN	0.031	0.031U		UJ	ug/L	Surr
				ENDRIN ALDEHYDE	0.031	0.031U		UJ	ug/L	Surr
				ENDRIN KETONE	0.031	0.031U		UJ	ug/L	Surr
				GAMMA-BHC	0.031	0.031U		UJ	ug/L	Surr
				GAMMA-CHLORDANE	0.031	0.031U		UJ	ug/L	Surr
				HEPTACHLOR	0.031	0.031U		UJ	ug/L	Surr
				HEPTACHLOR EPOXIDE	0.031	0.031U		UJ	ug/L	Surr
				METHOXYCHLOR	0.10	0.10U		UJ	ug/L	Surr
				TOXAPHENE	2.1	2.1U		UJ	ug/L	Surr

Overall Qualified Results

Analytical Method	Field Sample ID	Matrix	Sample Type	Analyte	RL	Lab Result	Unc / Error	Overall Qualifier	Units	Reason Code
SDG: 240-2499-1										
8081A	FWGLL3mw-238C-1776-GW	AQ	N							
				4,4'-DDD	0.57	0.57U *		UJ	ug/L	Surr
				4,4'-DDE	0.57	0.57U		UJ	ug/L	Surr
				4,4'-DDT	0.57	0.57U		UJ	ug/L	Surr
				ALDRIN	0.57	0.57U		UJ	ug/L	Surr
				ALPHA-BHC	0.57	0.57U		UJ	ug/L	Surr
				alpha-Chordane	0.57	0.57U		UJ	ug/L	Surr
				BETA-BHC	0.57	0.57U		UJ	ug/L	Surr
				DELTA-BHC	0.57	0.57U		UJ	ug/L	Surr
				DIELDRIN	0.57	0.57U		UJ	ug/L	Surr
				ENDOSULFAN I	0.48	0.48U		UJ	ug/L	Surr
				ENDOSULFAN II	0.48	0.48U		UJ	ug/L	Surr
				ENDOSULFAN SULFATE	0.57	0.57U		UJ	ug/L	Surr
				ENDRIN	0.57	0.57U		UJ	ug/L	Surr
				ENDRIN ALDEHYDE	0.57	0.57U		UJ	ug/L	Surr
				ENDRIN KETONE	0.57	0.57U		UJ	ug/L	Surr
				GAMMA-BHC	0.57	0.57U		UJ	ug/L	Surr
				GAMMA-CHLORDANE	0.57	0.57U		UJ	ug/L	Surr
				HEPTACHLOR	0.57	0.57U		UJ	ug/L	Surr
				HEPTACHLOR EPOXIDE	0.57	0.57U		UJ	ug/L	Surr
				METHOXYCHLOR	1.9	1.9U		UJ	ug/L	Surr
				TOXAPHENE	38	38U		UJ	ug/L	Surr
8082	FWGLL12mw-128C-1781-GW	AQ	N							
				AROCLOR 1016	0.48	0.48U		UJ	ug/L	Surr
				AROCLOR 1221	0.48	0.48U		UJ	ug/L	Surr
				AROCLOR 1232	0.48	0.48U		UJ	ug/L	Surr
				AROCLOR 1242	0.48	0.48U		UJ	ug/L	Surr
				AROCLOR 1248	0.48	0.48U		UJ	ug/L	Surr
				AROCLOR 1254	0.48	0.48U		UJ	ug/L	Surr
				AROCLOR 1260	0.48	0.48U		UJ	ug/L	Surr

N = Normal Sample ***TB = Trip Blank***
FD = Field Duplicate ***FB = Field Blank***

Overall Qualified Results

Analytical Method	Field Sample ID	Matrix	Sample Type	Analyte	RL	Lab Result	Unc / Error	Overall Qualifier	Units	Reason Code
SDG: 240-2499-1										
8082	FWGLL12mw-153C-1782-GW	AQ	N							
				AROCLOR 1016	0.51	0.51U		UJ	ug/L	Surr
				AROCLOR 1221	0.51	0.51U		UJ	ug/L	Surr
				AROCLOR 1232	0.51	0.51U		UJ	ug/L	Surr
				AROCLOR 1242	0.51	0.51U		UJ	ug/L	Surr
				AROCLOR 1248	0.51	0.51U		UJ	ug/L	Surr
				AROCLOR 1254	0.51	0.51U		UJ	ug/L	Surr
				AROCLOR 1260	0.51	0.51U		UJ	ug/L	Surr
8082	FWGLL12mw-154C-1783-GW	AQ	N							
				AROCLOR 1016	0.48	0.48U		UJ	ug/L	Surr
				AROCLOR 1221	0.48	0.48U		UJ	ug/L	Surr
				AROCLOR 1232	0.48	0.48U		UJ	ug/L	Surr
				AROCLOR 1242	0.48	0.48U		UJ	ug/L	Surr
				AROCLOR 1248	0.48	0.48U		UJ	ug/L	Surr
				AROCLOR 1254	0.48	0.48U		UJ	ug/L	Surr
				AROCLOR 1260	0.48	0.48U		UJ	ug/L	Surr
8082	FWGLL12mw-184C-1786-GW	AQ	N							
				AROCLOR 1016	0.53	0.53U		UJ	ug/L	Surr
				AROCLOR 1221	0.53	0.53U		UJ	ug/L	Surr
				AROCLOR 1232	0.53	0.53U		UJ	ug/L	Surr
				AROCLOR 1242	0.53	0.53U		UJ	ug/L	Surr
				AROCLOR 1248	0.53	0.53U		UJ	ug/L	Surr
				AROCLOR 1254	0.53	0.53U		UJ	ug/L	Surr
				AROCLOR 1260	0.53	0.53U		UJ	ug/L	Surr

Overall Qualified Results

Analytical Method	Field Sample ID	Matrix	Sample Type	Analyte	RL	Lab Result	Unc / Error	Overall Qualifier	Units	Reason Code
SDG: 240-2499-1										
8082	FWGLL12mw-186C-1788-GW	AQ	N							
				AROCLOR 1016	0.49	0.49U		UJ	ug/L	Surr
				AROCLOR 1221	0.49	0.49U		UJ	ug/L	Surr
				AROCLOR 1232	0.49	0.49U		UJ	ug/L	Surr
				AROCLOR 1242	0.49	0.49U		UJ	ug/L	Surr
				AROCLOR 1248	0.49	0.49U		UJ	ug/L	Surr
				AROCLOR 1254	0.49	0.49U		UJ	ug/L	Surr
				AROCLOR 1260	0.49	0.49U		UJ	ug/L	Surr
8082	FWGLL12mw-242C-1792-GW	AQ	N							
				AROCLOR 1016	0.49	0.49U		UJ	ug/L	Surr
				AROCLOR 1221	0.49	0.49U		UJ	ug/L	Surr
				AROCLOR 1232	0.49	0.49U		UJ	ug/L	Surr
				AROCLOR 1242	0.49	0.49U		UJ	ug/L	Surr
				AROCLOR 1248	0.49	0.49U		UJ	ug/L	Surr
				AROCLOR 1254	0.49	0.49U		UJ	ug/L	Surr
				AROCLOR 1260	0.49	0.49U		UJ	ug/L	Surr
8082	FWGLL12mw-243C-1793-GW	AQ	N							
				AROCLOR 1016	0.54	0.54U		UJ	ug/L	Surr
				AROCLOR 1221	0.54	0.54U		UJ	ug/L	Surr
				AROCLOR 1232	0.54	0.54U		UJ	ug/L	Surr
				AROCLOR 1242	0.54	0.54U		UJ	ug/L	Surr
				AROCLOR 1248	0.54	0.54U		UJ	ug/L	Surr
				AROCLOR 1254	0.54	0.54U		UJ	ug/L	Surr
				AROCLOR 1260	0.54	0.54U		UJ	ug/L	Surr

Overall Qualified Results

Analytical Method	Field Sample ID	Matrix	Sample Type	Analyte	RL	Lab Result	Unc / Error	Overall Qualifier	Units	Reason Code
SDG: 240-2499-1										
8082	FWGLL12mw-245C-1795-GW	AQ	N							
				AROCLOR 1016	0.49	0.49U		UJ	ug/L	Surr
				AROCLOR 1221	0.49	0.49U		UJ	ug/L	Surr
				AROCLOR 1232	0.49	0.49U		UJ	ug/L	Surr
				AROCLOR 1242	0.49	0.49U		UJ	ug/L	Surr
				AROCLOR 1248	0.49	0.49U		UJ	ug/L	Surr
				AROCLOR 1254	0.49	0.49U		UJ	ug/L	Surr
				AROCLOR 1260	0.49	0.49U		UJ	ug/L	Surr
8082	FWGLL12mw-DUP4-1802-GW	AQ	FD							
				AROCLOR 1016	0.51	0.51U		UJ	ug/L	Surr
				AROCLOR 1221	0.51	0.51U		UJ	ug/L	Surr
				AROCLOR 1232	0.51	0.51U		UJ	ug/L	Surr
				AROCLOR 1242	0.51	0.51U		UJ	ug/L	Surr
				AROCLOR 1248	0.51	0.51U		UJ	ug/L	Surr
				AROCLOR 1254	0.51	0.51U		UJ	ug/L	Surr
				AROCLOR 1260	0.51	0.51U		UJ	ug/L	Surr
8260B	FWGEQUIPRINSE3-1807-GW	AQ	EB							
				2-BUTANONE	10	1.5J		J	ug/L	Rl, ProfJud
				2-HEXANONE	10	10U		UJ	ug/L	ProfJudg
				ACETONE	10	14		J	ug/L	ProfJudg
8260B	FWGLL12mw-128C-1781-GW	AQ	N							
				ACETONE	10	1.5J		B	ug/L	Eb
				METHYLENE CHLORIDE	2.0	2.0U		UJ	ug/L	ProfJudg
8260B	FWGLL12mw-153C-1782-GW	AQ	N							
				2-HEXANONE	10	10U		UJ	ug/L	ProfJudg
				CARBON DISULFIDE	1.0	0.18J		J	ug/L	Rl

N = Normal Sample ***TB = Trip Blank***
FD = Field Duplicate ***FB = Field Blank***

Overall Qualified Results

Analytical Method	Field Sample ID	Matrix	Sample Type	Analyte	RL	Lab Result	Unc / Error	Overall Qualifier	Units	Reason Code
SDG: 240-2499-1										
8260B	FWGLL12mw-154C-1783-GW	AQ	N							
				2-HEXANONE	10	10U		UJ	ug/L	ProfJudg
				ACETONE	10	3.0J		JB	ug/L	Eb, ProfJu
8260B	FWGLL12mw-184C-1786-GW	AQ	N							
				METHYLENE CHLORIDE	2.0	2.0U		UJ	ug/L	ProfJudg
8260B	FWGLL12mw-186C-1788-GW	AQ	N							
				METHYLENE CHLORIDE	2.0	2.0U		UJ	ug/L	ProfJudg
8260B	FWGLL12mw-187C-1789-GW	AQ	N							
				METHYLENE CHLORIDE	2.0	2.0U		UJ	ug/L	ProfJudg
8260B	FWGLL12mw-242C-1792-GW	AQ	N							
				METHYLENE CHLORIDE	2.0	2.0U		UJ	ug/L	ProfJudg
8260B	FWGLL12mw-243C-1793-GW	AQ	N							
				METHYLENE CHLORIDE	2.0	2.0U		UJ	ug/L	ProfJudg
				TRICHLOROETHENE	1.0	0.17J		J	ug/L	Rl
8260B	FWGLL12mw-245C-1795-GW	AQ	N							
				2-BUTANONE	10	0.70J		JB	ug/L	Eb, ProfJu
				2-HEXANONE	10	10U		UJ	ug/L	ProfJudg
				ACETONE	10	1.8J		JB	ug/L	Eb, ProfJu
8260B	FWGLL12mw-DUP4-1802-GW	AQ	FD							
				2-BUTANONE	10	0.77J		JB	ug/L	Eb, ProfJu
				2-HEXANONE	10	10U		UJ	ug/L	ProfJudg
8260B	FWGLL3mw-234C-1773-GW	AQ	N							
				2-HEXANONE	10	10U		UJ	ug/L	ProfJudg

N = Normal Sample ***TB = Trip Blank***
FD = Field Duplicate ***FB = Field Blank***

Overall Qualified Results

Analytical Method	Field Sample ID	Matrix	Sample Type	Analyte	RL	Lab Result	Unc / Error	Overall Qualifier	Units	Reason Code
SDG: 240-2499-1										
8260B	FWGLL3mw-235C-1774-GW	AQ	N							
				2-HEXANONE	10	10U		UJ	ug/L	ProfJudg
8260B	FWGLL3mw-238C-1776-GW	AQ	N							
				ACETONE	10	2.6J		B	ug/L	Eb
				METHYLENE CHLORIDE	2.0	2.0U		UJ	ug/L	ProfJudg
8260B	FWGLL3mw-DUP2-1800-GW	AQ	FD							
				2-HEXANONE	10	10U		UJ	ug/L	ProfJudg
8260B	FWGTEAM1-TRIP	AQ	TB							
				2-HEXANONE	10	10U		UJ	ug/L	ProfJudg
				ACETONE	10	1.1J		J	ug/L	Rl, ProfJud
8260B	FWGTEAM2-TRIP	AQ	TB							
				2-HEXANONE	10	10U		UJ	ug/L	ProfJudg
8260B	FWGTEAM3-TRIP	AQ	TB							
				ACETONE	10	1.1J		J	ug/L	Rl
				METHYLENE CHLORIDE	2.0	2.0U		UJ	ug/L	ProfJudg
8270C	FWGEQUIPRINSE3-1807-GW	AQ	EB							
				BENZYL ALCOHOL	4.9	0.87J		J	ug/L	Rl
				BIS(2-ETHYLHEXYL) PHTHALATE	9.7	0.78J		J	ug/L	Rl

N = Normal Sample ***TB = Trip Blank***
FD = Field Duplicate ***FB = Field Blank***

Overall Qualified Results

Analytical Method	Field Sample ID	Matrix	Sample Type	Analyte	RL	Lab Result	Unc / Error	Overall Qualifier	Units	Reason Code
SDG: 240-2499-1										
8270C	FWGLL12mw-088C-1778-GW	AQ	N							
				1,2,4-TRICHLOROBENZENE	1.0	1.0U		UJ	ug/L	Surr
				1,2-DICHLOROBENZENE	1.0	1.0U		UJ	ug/L	Surr
				1,3-DICHLOROBENZENE	1.0	1.0U		UJ	ug/L	Surr
				1,4-DICHLOROBENZENE	1.0	1.0U		UJ	ug/L	Surr
				2,2-OXYBIS (1-CHLOROPROPANE)	1.0	1.0U		UJ	ug/L	Surr
				2,4-DINITROTOLUENE	5.2	5.2U		UJ	ug/L	Surr
				2,6-DINITROTOLUENE	5.2	5.2U		UJ	ug/L	Surr
				2-CHLORONAPHTHALENE	1.0	1.0U		UJ	ug/L	Surr
				2-METHYLNAPHTHALENE	0.21	0.21U		UJ	ug/L	Surr
				2-NITROANILINE	2.1	2.1U		UJ	ug/L	Surr
				3,3'-DICHLOROBENZIDINE	5.2	5.2U		UJ	ug/L	Surr
				3-NITROANILINE	2.1	2.1U		UJ	ug/L	Surr
				4-BROMOPHENYL PHENYL ETHER	2.1	2.1U		UJ	ug/L	Surr
				4-CHLOROANILINE	2.1	2.1U		UJ	ug/L	Surr
				4-CHLOROPHENYL PHENYL ETHER	2.1	2.1U		UJ	ug/L	Surr
				4-Nitroanaline	2.1	2.1U		UJ	ug/L	Surr
				ACENAPHTHENE	0.21	0.21U		UJ	ug/L	Surr
				ACENAPHTHYLENE	0.21	0.21U		UJ	ug/L	Surr
				ANTHRACENE	0.21	0.21U		UJ	ug/L	Surr
				BENZO(A)ANTHRACENE	0.21	0.21U		UJ	ug/L	Surr
				BENZO(A)PYRENE	0.21	0.21U		UJ	ug/L	Surr
				BENZO(B)FLUORANTHENE	0.21	0.21U		UJ	ug/L	Surr
				BENZO(G,H,I)PERYLENE	0.21	0.21U		UJ	ug/L	Surr
				BENZO(K)FLUORANTHENE	0.21	0.21U		UJ	ug/L	Surr
				BENZYL ALCOHOL	5.2	5.2U		UJ	ug/L	Surr
				BIS(2-CHLOROETHOXY)METHANE	1.0	1.0U		UJ	ug/L	Surr
				BIS(2-CHLOROETHYL) ETHER	1.0	1.0U		UJ	ug/L	Surr
				BIS(2-ETHYLHEXYL) PHTHALATE	10	10U		UJ	ug/L	Surr
				BUTYLBENZYL PHTHALATE	1.0	1.0U		UJ	ug/L	Surr
				CARBAZOLE	1.0	1.0U		UJ	ug/L	Surr
				CHRYSENE	0.21	0.21U		UJ	ug/L	Surr

N = Normal Sample ***TB = Trip Blank***
FD = Field Duplicate ***FB = Field Blank***

Overall Qualified Results

Analytical Method	Field Sample ID	Matrix	Sample Type	Analyte	RL	Lab Result	Unc / Error	Overall Qualifier	Units	Reason Code
SDG: 240-2499-1										
				DIBENZO(A,H)ANTHRACENE	0.21	0.21U		UJ	ug/L	Surr
				DIBENZOFURAN	1.0	1.0U		UJ	ug/L	Surr
				DIETHYL PHTHALATE	1.0	1.0U		UJ	ug/L	Surr
				DIMETHYL PHTHALATE	1.0	1.0U		UJ	ug/L	Surr
				DI-N-BUTYL PHTHALATE	1.0	1.0U		UJ	ug/L	Surr
				DI-N-OCTYL PHTHALATE	1.0	1.0U		UJ	ug/L	Surr
				FLUORANTHENE	0.21	0.21U		UJ	ug/L	Surr
				FLUORENE	0.21	0.21U		UJ	ug/L	Surr
				HEXACHLOROBENZENE	0.21	0.21U		UJ	ug/L	Surr
				HEXACHLOROBUTADIENE	1.0	1.0U		UJ	ug/L	Surr
				HEXACHLOROCYCLOPENTADIENE	10	10U		UJ	ug/L	Surr
				HEXACHLOROETHANE	1.0	1.0U		UJ	ug/L	Surr
				INDENO(1,2,3-CD)PYRENE	0.21	0.21U		UJ	ug/L	Surr
				ISOPHORONE	1.0	1.0U		UJ	ug/L	Surr
				NAPHTHALENE	0.21	0.21U		UJ	ug/L	Surr
				NITROBENZENE	1.0	1.0U		UJ	ug/L	Surr
				N-NITROSO-DI-N-PROPYLAMINE	1.0	1.0U		UJ	ug/L	Surr
				N-NITROSODIPHENYLAMINE	1.0	1.0U		UJ	ug/L	Surr
				PHENANTHRENE	0.21	0.21U		UJ	ug/L	Surr
				PYRENE	0.21	0.21U		UJ	ug/L	Surr
8270C	FWGLL12mw-128C-1781-GW	AQ	N							
				BIS(2-ETHYLHEXYL) PHTHALATE	9.5	4.5J		B	ug/L	Eb

N = Normal Sample ***TB = Trip Blank***
FD = Field Duplicate ***FB = Field Blank***

Overall Qualified Results

Analytical Method	Field Sample ID	Matrix	Sample Type	Analyte	RL	Lab Result	Unc / Error	Overall Qualifier	Units	Reason Code
SDG: 240-2499-1										
8270C	FWGLL12mw-153C-1782-GW	AQ	N							
				1,2,4-TRICHLOROBENZENE	0.95	0.95U		UJ	ug/L	Surr
				1,2-DICHLOROBENZENE	0.95	0.95U		UJ	ug/L	Surr
				1,3-DICHLOROBENZENE	0.95	0.95U		UJ	ug/L	Surr
				1,4-DICHLOROBENZENE	0.95	0.95U		UJ	ug/L	Surr
				2,2-OXYBIS (1-CHLOROPROPANE)	0.95	0.95U		UJ	ug/L	Surr
				2,4-DINITROTOLUENE	4.8	4.8U		UJ	ug/L	Surr
				2,6-DINITROTOLUENE	4.8	4.8U		UJ	ug/L	Surr
				2-CHLORONAPHTHALENE	0.95	0.95U		UJ	ug/L	Surr
				2-METHYLNAPHTHALENE	0.19	0.19U		UJ	ug/L	Surr
				2-NITROANILINE	1.9	1.9U		UJ	ug/L	Surr
				3,3'-DICHLOROBENZIDINE	4.8	4.8U		UJ	ug/L	Surr
				3-NITROANILINE	1.9	1.9U		UJ	ug/L	Surr
				4-BROMOPHENYL PHENYL ETHER	1.9	1.9U		UJ	ug/L	Surr
				4-CHLOROANILINE	1.9	1.9U		UJ	ug/L	Surr
				4-CHLOROPHENYL PHENYL ETHER	1.9	1.9U		UJ	ug/L	Surr
				4-Nitroanaline	1.9	1.9U		UJ	ug/L	Surr
				ACENAPHTHENE	0.19	0.19U		UJ	ug/L	Surr
				ACENAPHTHYLENE	0.19	0.19U		UJ	ug/L	Surr
				ANTHRACENE	0.19	0.19U		UJ	ug/L	Surr
				BENZO(A)ANTHRACENE	0.19	0.19U		UJ	ug/L	Surr
				BENZO(A)PYRENE	0.19	0.19U		UJ	ug/L	Surr
				BENZO(B)FLUORANTHENE	0.19	0.19U		UJ	ug/L	Surr
				BENZO(G,H,I)PERYLENE	0.19	0.19U		UJ	ug/L	Surr
				BENZO(K)FLUORANTHENE	0.19	0.19U		UJ	ug/L	Surr
				BENZYL ALCOHOL	4.8	4.8U		UJ	ug/L	Surr
				BIS(2-CHLOROETHOXY)METHANE	0.95	0.95U		UJ	ug/L	Surr
				BIS(2-CHLOROETHYL) ETHER	0.95	0.95U		UJ	ug/L	Surr
				BIS(2-ETHYLHEXYL) PHTHALATE	9.5	1.6J		JB	ug/L	Eb, Surr
				BUTYLBENZYL PHTHALATE	0.95	0.95U		UJ	ug/L	Surr
				CARBAZOLE	0.95	0.95U		UJ	ug/L	Surr
				CHRYSENE	0.19	0.19U		UJ	ug/L	Surr

Overall Qualified Results

Analytical Method	Field Sample ID	Matrix	Sample Type	Analyte	RL	Lab Result	Unc / Error	Overall Qualifier	Units	Reason Code
SDG: 240-2499-1										
				DIBENZO(A,H)ANTHRACENE	0.19	0.19U		UJ	ug/L	Surr
				DIBENZOFURAN	0.95	0.95U		UJ	ug/L	Surr
				DIETHYL PHTHALATE	0.95	0.95U		UJ	ug/L	Surr
				DIMETHYL PHTHALATE	0.95	0.95U		UJ	ug/L	Surr
				DI-N-BUTYL PHTHALATE	0.95	0.95U		UJ	ug/L	Surr
				DI-N-OCTYL PHTHALATE	0.95	0.95U		UJ	ug/L	Surr
				FLUORANTHENE	0.19	0.19U		UJ	ug/L	Surr
				FLUORENE	0.19	0.19U		UJ	ug/L	Surr
				HEXACHLOROBENZENE	0.19	0.19U		UJ	ug/L	Surr
				HEXACHLOROBUTADIENE	0.95	0.95U		UJ	ug/L	Surr
				HEXACHLOROCYCLOPENTADIENE	9.5	9.5U		UJ	ug/L	Surr
				HEXACHLOROETHANE	0.95	0.95U		UJ	ug/L	Surr
				INDENO(1,2,3-CD)PYRENE	0.19	0.19U		UJ	ug/L	Surr
				ISOPHORONE	0.95	0.95U		UJ	ug/L	Surr
				NAPHTHALENE	0.19	0.19U		UJ	ug/L	Surr
				NITROBENZENE	0.95	0.95U		UJ	ug/L	Surr
				N-NITROSO-DI-N-PROPYLAMINE	0.95	0.95U		UJ	ug/L	Surr
				N-NITROSODIPHENYLAMINE	0.95	0.95U		UJ	ug/L	Surr
				PHENANTHRENE	0.19	0.19U		UJ	ug/L	Surr
				PYRENE	0.19	0.19U		UJ	ug/L	Surr
8270C	FWGLL12mw-154C-1783-GW	AQ	N							
				BIS(2-ETHYLHEXYL) PHTHALATE	9.5	1.0J		B	ug/L	Eb
8270C	FWGLL12mw-184C-1786-GW	AQ	N							
				BIS(2-ETHYLHEXYL) PHTHALATE	11	1.0J		B	ug/L	Eb

N = Normal Sample ***TB = Trip Blank***
FD = Field Duplicate ***FB = Field Blank***

Overall Qualified Results

Analytical Method	Field Sample ID	Matrix	Sample Type	Analyte	RL	Lab Result	Unc / Error	Overall Qualifier	Units	Reason Code
SDG: 240-2499-1										
8270C	FWGLL12mw-186C-1788-GW	AQ	N							
				1,2,4-TRICHLOROBENZENE	0.96	0.96U		UJ	ug/L	Surr
				1,2-DICHLOROBENZENE	0.96	0.96U		UJ	ug/L	Surr
				1,3-DICHLOROBENZENE	0.96	0.96U		UJ	ug/L	Surr
				1,4-DICHLOROBENZENE	0.96	0.96U		UJ	ug/L	Surr
				2,2-OXYBIS (1-CHLOROPROPANE)	0.96	0.96U		UJ	ug/L	Surr
				2,4-DINITROTOLUENE	4.8	4.8U		UJ	ug/L	Surr
				2,6-DINITROTOLUENE	4.8	4.8U		UJ	ug/L	Surr
				2-CHLORONAPHTHALENE	0.96	0.96U		UJ	ug/L	Surr
				2-METHYLNAPHTHALENE	0.19	0.19U		UJ	ug/L	Surr
				2-NITROANILINE	1.9	1.9U		UJ	ug/L	Surr
				3,3'-DICHLOROBENZIDINE	4.8	4.8U		UJ	ug/L	Surr
				3-NITROANILINE	1.9	1.9U		UJ	ug/L	Surr
				4-BROMOPHENYL PHENYL ETHER	1.9	1.9U		UJ	ug/L	Surr
				4-CHLOROANILINE	1.9	1.9U		UJ	ug/L	Surr
				4-CHLOROPHENYL PHENYL ETHER	1.9	1.9U		UJ	ug/L	Surr
				4-Nitroanaline	1.9	1.9U		UJ	ug/L	Surr
				ACENAPHTHENE	0.19	0.19U		UJ	ug/L	Surr
				ACENAPHTHYLENE	0.19	0.19U		UJ	ug/L	Surr
				ANTHRACENE	0.19	0.19U		UJ	ug/L	Surr
				BENZO(A)ANTHRACENE	0.19	0.19U		UJ	ug/L	Surr
				BENZO(A)PYRENE	0.19	0.19U		UJ	ug/L	Surr
				BENZO(B)FLUORANTHENE	0.19	0.19U		UJ	ug/L	Surr
				BENZO(G,H,I)PERYLENE	0.19	0.19U		UJ	ug/L	Surr
				BENZO(K)FLUORANTHENE	0.19	0.19U		UJ	ug/L	Surr
				BENZYL ALCOHOL	4.8	4.8U		UJ	ug/L	Surr
				BIS(2-CHLOROETHOXY)METHANE	0.96	0.96U		UJ	ug/L	Surr
				BIS(2-CHLOROETHYL) ETHER	0.96	0.96U		UJ	ug/L	Surr
				BIS(2-ETHYLHEXYL) PHTHALATE	9.6	1.0J		JB	ug/L	Eb, Surr
				BUTYLBENZYL PHTHALATE	0.96	0.96U		UJ	ug/L	Surr
				CARBAZOLE	0.96	0.96U		UJ	ug/L	Surr
				CHRYSENE	0.19	0.19U		UJ	ug/L	Surr

Overall Qualified Results

Analytical Method	Field Sample ID	Matrix	Sample Type	Analyte	RL	Lab Result	Unc / Error	Overall Qualifier	Units	Reason Code
SDG: 240-2499-1										
				DIBENZO(A,H)ANTHRACENE	0.19	0.19U		UJ	ug/L	Surr
				DIBENZOFURAN	0.96	0.96U		UJ	ug/L	Surr
				DIETHYL PHTHALATE	0.96	0.96U		UJ	ug/L	Surr
				DIMETHYL PHTHALATE	0.96	0.96U		UJ	ug/L	Surr
				DI-N-BUTYL PHTHALATE	0.96	0.96U		UJ	ug/L	Surr
				DI-N-OCTYL PHTHALATE	0.96	0.96U		UJ	ug/L	Surr
				FLUORANTHENE	0.19	0.19U		UJ	ug/L	Surr
				FLUORENE	0.19	0.19U		UJ	ug/L	Surr
				HEXACHLOROBENZENE	0.19	0.19U		UJ	ug/L	Surr
				HEXACHLOROBUTADIENE	0.96	0.96U		UJ	ug/L	Surr
				HEXACHLOROCYCLOPENTADIENE	9.6	9.6U		UJ	ug/L	Surr
				HEXACHLOROETHANE	0.96	0.96U		UJ	ug/L	Surr
				INDENO(1,2,3-CD)PYRENE	0.19	0.19U		UJ	ug/L	Surr
				ISOPHORONE	0.96	0.96U		UJ	ug/L	Surr
				NAPHTHALENE	0.19	0.19U		UJ	ug/L	Surr
				NITROBENZENE	0.96	0.96U		UJ	ug/L	Surr
				N-NITROSO-DI-N-PROPYLAMINE	0.96	0.96U		UJ	ug/L	Surr
				N-NITROSODIPHENYLAMINE	0.96	0.96U		UJ	ug/L	Surr
				PHENANTHRENE	0.19	0.19U		UJ	ug/L	Surr
				PYRENE	0.19	0.19U		UJ	ug/L	Surr
8270C	FWGLL12mw-187C-1789-GW	AQ	N							
				BIS(2-ETHYLHEXYL) PHTHALATE	10	0.93J		B	ug/L	Eb

Overall Qualified Results

Analytical Method	Field Sample ID	Matrix	Sample Type	Analyte	RL	Lab Result	Unc / Error	Overall Qualifier	Units	Reason Code
SDG: 240-2499-1										
8270C	FWGLL12mw-242C-1792-GW	AQ	N							
				1,2,4-TRICHLOROBENZENE	1.1	1.1U		UJ	ug/L	Surr
				1,2-DICHLOROBENZENE	1.1	1.1U		UJ	ug/L	Surr
				1,3-DICHLOROBENZENE	1.1	1.1U		UJ	ug/L	Surr
				1,4-DICHLOROBENZENE	1.1	1.1U		UJ	ug/L	Surr
				2,2-OXYBIS (1-CHLOROPROPANE)	1.1	1.1U		UJ	ug/L	Surr
				2,4-DINITROTOLUENE	5.6	5.6U		UJ	ug/L	Surr
				2,6-DINITROTOLUENE	5.6	5.6U		UJ	ug/L	Surr
				2-CHLORONAPHTHALENE	1.1	1.1U		UJ	ug/L	Surr
				2-METHYLNAPHTHALENE	0.22	0.22U		UJ	ug/L	Surr
				2-NITROANILINE	2.2	2.2U		UJ	ug/L	Surr
				3,3'-DICHLOROBENZIDINE	5.6	5.6U		UJ	ug/L	Surr
				3-NITROANILINE	2.2	2.2U		UJ	ug/L	Surr
				4-BROMOPHENYL PHENYL ETHER	2.2	2.2U		UJ	ug/L	Surr
				4-CHLOROANILINE	2.2	2.2U		UJ	ug/L	Surr
				4-CHLOROPHENYL PHENYL ETHER	2.2	2.2U		UJ	ug/L	Surr
				4-Nitroanaline	2.2	2.2U		UJ	ug/L	Surr
				ACENAPHTHENE	0.22	0.22U		UJ	ug/L	Surr
				ACENAPHTHYLENE	0.22	0.22U		UJ	ug/L	Surr
				ANTHRACENE	0.22	0.22U		UJ	ug/L	Surr
				BENZO(A)ANTHRACENE	0.22	0.22U		UJ	ug/L	Surr
				BENZO(A)PYRENE	0.22	0.22U		UJ	ug/L	Surr
				BENZO(B)FLUORANTHENE	0.22	0.22U		UJ	ug/L	Surr
				BENZO(G,H,I)PERYLENE	0.22	0.22U		UJ	ug/L	Surr
				BENZO(K)FLUORANTHENE	0.22	0.22U		UJ	ug/L	Surr
				BENZYL ALCOHOL	5.6	0.49J		JB	ug/L	Eb, Surr
				BIS(2-CHLOROETHOXY)METHANE	1.1	1.1U		UJ	ug/L	Surr
				BIS(2-CHLOROETHYL) ETHER	1.1	1.1U		UJ	ug/L	Surr
				BIS(2-ETHYLHEXYL) PHTHALATE	11	1.4J		JB	ug/L	Eb, Surr
				BUTYLBENZYL PHTHALATE	1.1	1.1U		UJ	ug/L	Surr
				CARBAZOLE	1.1	1.1U		UJ	ug/L	Surr
				CHRYSENE	0.22	0.22U		UJ	ug/L	Surr

N = Normal Sample ***TB = Trip Blank***
FD = Field Duplicate ***FB = Field Blank***

Overall Qualified Results

Analytical Method	Field Sample ID	Matrix	Sample Type	Analyte	RL	Lab Result	Unc / Error	Overall Qualifier	Units	Reason Code
SDG: 240-2499-1										
				DIBENZO(A,H)ANTHRACENE	0.22	0.22U		UJ	ug/L	Surr
				DIBENZOFURAN	1.1	1.1U		UJ	ug/L	Surr
				DIETHYL PHTHALATE	1.1	1.1U		UJ	ug/L	Surr
				DIMETHYL PHTHALATE	1.1	1.1U		UJ	ug/L	Surr
				DI-N-BUTYL PHTHALATE	1.1	1.1U		UJ	ug/L	Surr
				DI-N-OCTYL PHTHALATE	1.1	1.1U		UJ	ug/L	Surr
				FLUORANTHENE	0.22	0.22U		UJ	ug/L	Surr
				FLUORENE	0.22	0.22U		UJ	ug/L	Surr
				HEXACHLOROBENZENE	0.22	0.22U		UJ	ug/L	Surr
				HEXACHLOROBUTADIENE	1.1	1.1U		UJ	ug/L	Surr
				HEXACHLOROCYCLOPENTADIENE	11	11U		UJ	ug/L	Surr
				HEXACHLOROETHANE	1.1	1.1U		UJ	ug/L	Surr
				INDENO(1,2,3-CD)PYRENE	0.22	0.22U		UJ	ug/L	Surr
				ISOPHORONE	1.1	1.1U		UJ	ug/L	Surr
				NAPHTHALENE	0.22	0.22U		UJ	ug/L	Surr
				NITROBENZENE	1.1	1.1U		UJ	ug/L	Surr
				N-NITROSO-DI-N-PROPYLAMINE	1.1	1.1U		UJ	ug/L	Surr
				N-NITROSODIPHENYLAMINE	1.1	1.1U		UJ	ug/L	Surr
				PHENANTHRENE	0.22	0.22U		UJ	ug/L	Surr
				PYRENE	0.22	0.22U		UJ	ug/L	Surr
8270C	FWGLL12mw-243C-1793-GW	AQ	N							
				BIS(2-ETHYLHEXYL) PHTHALATE	11	1.9J		B	ug/L	Eb

N = Normal Sample ***TB = Trip Blank***
FD = Field Duplicate ***FB = Field Blank***

Overall Qualified Results

Analytical Method	Field Sample ID	Matrix	Sample Type	Analyte	RL	Lab Result	Unc / Error	Overall Qualifier	Units	Reason Code
SDG: 240-2499-1										
8270C	FWGLL12mw-245C-1795-GW	AQ	N							
				1,2,4-TRICHLOROBENZENE	1.0	1.0U		UJ	ug/L	Surr
				1,2-DICHLOROBENZENE	1.0	1.0U		UJ	ug/L	Surr
				1,3-DICHLOROBENZENE	1.0	1.0U		UJ	ug/L	Surr
				1,4-DICHLOROBENZENE	1.0	1.0U		UJ	ug/L	Surr
				2,2-OXYBIS (1-CHLOROPROPANE)	1.0	1.0U		UJ	ug/L	Surr
				2,4-DINITROTOLUENE	5.0	5.0U		UJ	ug/L	Surr
				2,6-DINITROTOLUENE	5.0	5.0U		UJ	ug/L	Surr
				2-CHLORONAPHTHALENE	1.0	1.0U		UJ	ug/L	Surr
				2-METHYLNAPHTHALENE	0.20	0.20U		UJ	ug/L	Surr
				2-NITROANILINE	2.0	2.0U		UJ	ug/L	Surr
				3,3'-DICHLOROBENZIDINE	5.0	5.0U		UJ	ug/L	Surr
				3-NITROANILINE	2.0	2.0U		UJ	ug/L	Surr
				4-BROMOPHENYL PHENYL ETHER	2.0	2.0U		UJ	ug/L	Surr
				4-CHLOROANILINE	2.0	2.0U		UJ	ug/L	Surr
				4-CHLOROPHENYL PHENYL ETHER	2.0	2.0U		UJ	ug/L	Surr
				4-Nitroanaline	2.0	2.0U		UJ	ug/L	Surr
				ACENAPHTHENE	0.20	0.20U		UJ	ug/L	Surr
				ACENAPHTHYLENE	0.20	0.20U		UJ	ug/L	Surr
				ANTHRACENE	0.20	0.20U		UJ	ug/L	Surr
				BENZO(A)ANTHRACENE	0.20	0.20U		UJ	ug/L	Surr
				BENZO(A)PYRENE	0.20	0.20U		UJ	ug/L	Surr
				BENZO(B)FLUORANTHENE	0.20	0.20U		UJ	ug/L	Surr
				BENZO(G,H,I)PERYLENE	0.20	0.20U		UJ	ug/L	Surr
				BENZO(K)FLUORANTHENE	0.20	0.20U		UJ	ug/L	Surr
				BENZYL ALCOHOL	5.0	5.0U		UJ	ug/L	Surr
				BIS(2-CHLOROETHOXY)METHANE	1.0	1.0U		UJ	ug/L	Surr
				BIS(2-CHLOROETHYL) ETHER	1.0	1.0U		UJ	ug/L	Surr
				BIS(2-ETHYLHEXYL) PHTHALATE	10	10U		UJ	ug/L	Surr
				BUTYLBENZYL PHTHALATE	1.0	1.0U		UJ	ug/L	Surr
				CARBAZOLE	1.0	1.0U		UJ	ug/L	Surr
				CHRYSENE	0.20	0.20U		UJ	ug/L	Surr

Overall Qualified Results

Analytical Method	Field Sample ID	Matrix	Sample Type	Analyte	RL	Lab Result	Unc / Error	Overall Qualifier	Units	Reason Code
SDG: 240-2499-1										
				DIBENZO(A,H)ANTHRACENE	0.20	0.20U		UJ	ug/L	Surr
				DIBENZOFURAN	1.0	1.0U		UJ	ug/L	Surr
				DIETHYL PHTHALATE	1.0	1.0U		UJ	ug/L	Surr
				DIMETHYL PHTHALATE	1.0	1.0U		UJ	ug/L	Surr
				DI-N-BUTYL PHTHALATE	1.0	1.0U		UJ	ug/L	Surr
				DI-N-OCTYL PHTHALATE	1.0	1.0U		UJ	ug/L	Surr
				FLUORANTHENE	0.20	0.20U		UJ	ug/L	Surr
				FLUORENE	0.20	0.20U		UJ	ug/L	Surr
				HEXACHLOROBENZENE	0.20	0.20U		UJ	ug/L	Surr
				HEXACHLOROBUTADIENE	1.0	1.0U		UJ	ug/L	Surr
				HEXACHLOROCYCLOPENTADIENE	10	10U		UJ	ug/L	Surr
				HEXACHLOROETHANE	1.0	1.0U		UJ	ug/L	Surr
				INDENO(1,2,3-CD)PYRENE	0.20	0.20U		UJ	ug/L	Surr
				ISOPHORONE	1.0	1.0U		UJ	ug/L	Surr
				NAPHTHALENE	0.20	0.20U		UJ	ug/L	Surr
				NITROBENZENE	1.0	1.0U		UJ	ug/L	Surr
				N-NITROSO-DI-N-PROPYLAMINE	1.0	1.0U		UJ	ug/L	Surr
				N-NITROSODIPHENYLAMINE	1.0	1.0U		UJ	ug/L	Surr
				PHENANTHRENE	0.20	0.20U		UJ	ug/L	Surr
				PYRENE	0.20	0.20U		UJ	ug/L	Surr
8270C	FWGLL12mw-DUP4-1802-GW	AQ	FD							
				BIS(2-ETHYLHEXYL) PHTHALATE	10	1.4J		B	ug/L	Eb
8270C	FWGLL3mw-234C-1773-GW	AQ	N							
				BIS(2-ETHYLHEXYL) PHTHALATE	10	0.95J		B	ug/L	Eb
8270C	FWGLL3mw-238C-1776-GW	AQ	N							
				BIS(2-ETHYLHEXYL) PHTHALATE	9.6	2.0J		B	ug/L	Eb
8270C	FWGLL3mw-DUP2-1800-GW	AQ	FD							
				BIS(2-ETHYLHEXYL) PHTHALATE	10	1.3J		B	ug/L	Eb

N = Normal Sample ***TB = Trip Blank***
FD = Field Duplicate ***FB = Field Blank***

Overall Qualified Results

Analytical Method	Field Sample ID	Matrix	Sample Type	Analyte	RL	Lab Result	Unc / Error	Overall Qualifier	Units	Reason Code
SDG: 240-2499-1										
8330	FWGEQUIPRINSE3-1807-GW	AQ	EB							
				1,3,5-TRINITROBENZENE	0.097	0.055J		J	ug/L	Rl, ProfJud
				1,3-DINITROBENZENE	0.097	0.060J		J	ug/L	Rl, ProfJud
				2,4,6-TNT	0.097	0.097U		UJ	ug/L	ProfJudg
				2,4-DINITROTOLUENE	0.097	0.097U		UJ	ug/L	ProfJudg
				2,6-DINITROTOLUENE	0.097	0.097U		UJ	ug/L	ProfJudg
				2-AMINO-4,6-DINITROTOLUENE	0.097	0.097U		UJ	ug/L	ProfJudg
				2-NITROTOLUENE	0.48	0.48U		UJ	ug/L	ProfJudg
				3-NITROTOLUENE	0.48	0.48U		UJ	ug/L	ProfJudg
				4-Amino-2,6-Dinitrotoluene	0.097	0.097U		UJ	ug/L	ProfJudg
				4-NITROTOLUENE	0.48	0.48U		UJ	ug/L	ProfJudg
				HMX	0.097	0.097U		J	ug/L	ProfJudg
				NITROBENZENE	0.097	0.088J		J	ug/L	Rl, ProfJud
				NITROGLYCERINE	0.63	0.63U		UJ	ug/L	Lcs, ProfJ
				Pentaerythritol Tetranitrate (PETN)	0.63	0.63U		UJ	ug/L	ProfJudg
				RDX	0.097	0.097U		J	ug/L	ProfJudg
				TETRYL	0.097	0.097U		UJ	ug/L	ProfJudg

Overall Qualified Results

Analytical Method	Field Sample ID	Matrix	Sample Type	Analyte	RL	Lab Result	Unc / Error	Overall Qualifier	Units	Reason Code
SDG: 240-2499-1										
8330	FWGLL12mw-088C-1778-GW	AQ	N							
				1,3,5-TRINITROBENZENE	0.11	0.11U		UJ	ug/L	ProfJudg
				1,3-DINITROBENZENE	0.11	0.11U		UJ	ug/L	ProfJudg
				2,4,6-TNT	0.11	0.11U		UJ	ug/L	ProfJudg
				2,4-DINITROTOLUENE	0.11	0.11U		UJ	ug/L	ProfJudg
				2,6-DINITROTOLUENE	0.11	0.11U		UJ	ug/L	ProfJudg
				2-AMINO-4,6-DINITROTOLUENE	0.11	0.11U		UJ	ug/L	ProfJudg
				2-NITROTOLUENE	0.54	0.54U		UJ	ug/L	ProfJudg
				3-NITROTOLUENE	0.54	0.54U		UJ	ug/L	ProfJudg
				4-Amino-2,6-Dinitrotoluene	0.11	0.11U		UJ	ug/L	ProfJudg
				4-NITROTOLUENE	0.54	0.54U		UJ	ug/L	ProfJudg
				NITROBENZENE	0.11	0.11U		UJ	ug/L	ProfJudg
				NITROGLYCERINE	0.70	0.70U		UJ	ug/L	Lcs, ProfJ
				Pentaerythritol Tetranitrate (PETN)	0.70	0.70U		UJ	ug/L	ProfJudg
				TETRYL	0.11	0.11U		UJ	ug/L	ProfJudg
8330	FWGLL12mw-128C-1781-GW	AQ	N							
				1,3,5-TRINITROBENZENE	0.097	0.097U		UJ	ug/L	ProfJudg
				1,3-DINITROBENZENE	0.097	0.097U		UJ	ug/L	ProfJudg
				2,4,6-TNT	0.097	0.097U		UJ	ug/L	ProfJudg
				2,4-DINITROTOLUENE	0.097	0.097U		UJ	ug/L	ProfJudg
				2,6-DINITROTOLUENE	0.097	0.097U		UJ	ug/L	ProfJudg
				2-AMINO-4,6-DINITROTOLUENE	0.097	0.097U		UJ	ug/L	ProfJudg
				2-NITROTOLUENE	0.48	0.48U		UJ	ug/L	ProfJudg
				3-NITROTOLUENE	0.48	0.48U		UJ	ug/L	ProfJudg
				4-Amino-2,6-Dinitrotoluene	0.097	0.097U		UJ	ug/L	ProfJudg
				4-NITROTOLUENE	0.48	0.48U		UJ	ug/L	ProfJudg
				NITROBENZENE	0.097	0.097U		UJ	ug/L	ProfJudg
				NITROGLYCERINE	0.63	0.63U		UJ	ug/L	Lcs, ProfJ
				Pentaerythritol Tetranitrate (PETN)	0.63	0.63U		UJ	ug/L	ProfJudg
				TETRYL	0.097	0.097U		UJ	ug/L	ProfJudg

N = Normal Sample ***TB = Trip Blank***
FD = Field Duplicate ***FB = Field Blank***

Overall Qualified Results

Analytical Method	Field Sample ID	Matrix	Sample Type	Analyte	RL	Lab Result	Unc / Error	Overall Qualifier	Units	Reason Code
SDG: 240-2499-1										
8330	FWGLL12mw-153C-1782-GW	AQ	N							
				1,3,5-TRINITROBENZENE	0.10	0.10U		UJ	ug/L	ProfJudg
				1,3-DINITROBENZENE	0.10	0.10U		UJ	ug/L	ProfJudg
				2,4,6-TNT	0.10	0.10U		UJ	ug/L	ProfJudg
				2,4-DINITROTOLUENE	0.10	0.10U		UJ	ug/L	ProfJudg
				2,6-DINITROTOLUENE	0.10	0.10U		UJ	ug/L	ProfJudg
				2-AMINO-4,6-DINITROTOLUENE	0.10	0.10U		UJ	ug/L	ProfJudg
				2-NITROTOLUENE	0.51	0.51U		UJ	ug/L	ProfJudg
				3-NITROTOLUENE	0.51	0.51U		UJ	ug/L	ProfJudg
				4-Amino-2,6-Dinitrotoluene	0.10	0.10U		UJ	ug/L	ProfJudg
				4-NITROTOLUENE	0.51	0.51U		UJ	ug/L	ProfJudg
				NITROBENZENE	0.10	0.10U		UJ	ug/L	ProfJudg
				NITROGLYCERINE	0.66	0.66U		UJ	ug/L	Lcs, ProfJ
				Pentaerythritol Tetranitrate (PETN)	0.66	0.66U		UJ	ug/L	ProfJudg
				TETRYL	0.10	0.10U		UJ	ug/L	ProfJudg
8330	FWGLL12mw-154C-1783-GW	AQ	N							
				1,3,5-TRINITROBENZENE	0.099	0.099U		UJ	ug/L	ProfJudg
				1,3-DINITROBENZENE	0.099	0.099U		UJ	ug/L	ProfJudg
				2,4,6-TNT	0.099	0.099U		UJ	ug/L	ProfJudg
				2,4-DINITROTOLUENE	0.099	0.099U		UJ	ug/L	ProfJudg
				2,6-DINITROTOLUENE	0.099	0.099U		UJ	ug/L	ProfJudg
				2-AMINO-4,6-DINITROTOLUENE	0.099	0.099U		UJ	ug/L	ProfJudg
				2-NITROTOLUENE	0.50	0.50U		UJ	ug/L	ProfJudg
				3-NITROTOLUENE	0.50	0.50U		UJ	ug/L	ProfJudg
				4-Amino-2,6-Dinitrotoluene	0.099	0.099U		UJ	ug/L	ProfJudg
				4-NITROTOLUENE	0.50	0.50U		UJ	ug/L	ProfJudg
				NITROBENZENE	0.099	0.099U		UJ	ug/L	ProfJudg
				NITROGLYCERINE	0.64	0.64U		UJ	ug/L	Lcs, ProfJ
				Pentaerythritol Tetranitrate (PETN)	0.64	0.64U		UJ	ug/L	ProfJudg
				TETRYL	0.099	0.099U		UJ	ug/L	ProfJudg

N = Normal Sample ***TB = Trip Blank***
FD = Field Duplicate ***FB = Field Blank***

Overall Qualified Results

Analytical Method	Field Sample ID	Matrix	Sample Type	Analyte	RL	Lab Result	Unc / Error	Overall Qualifier	Units	Reason Code
SDG: 240-2499-1										
8330	FWGLL12mw-184C-1786-GW	AQ	N							
				1,3,5-TRINITROBENZENE	0.10	0.10U		UJ	ug/L	ProfJudg
				1,3-DINITROBENZENE	0.10	0.10U		UJ	ug/L	ProfJudg
				2,4,6-TNT	0.10	0.10U		UJ	ug/L	ProfJudg
				2,4-DINITROTOLUENE	0.10	0.10U		UJ	ug/L	ProfJudg
				2,6-DINITROTOLUENE	0.10	0.10U		UJ	ug/L	ProfJudg
				2-AMINO-4,6-DINITROTOLUENE	0.10	0.10U		UJ	ug/L	ProfJudg
				2-NITROTOLUENE	0.50	0.50U		UJ	ug/L	ProfJudg
				3-NITROTOLUENE	0.50	0.50U		UJ	ug/L	ProfJudg
				4-Amino-2,6-Dinitrotoluene	0.10	0.10U		UJ	ug/L	ProfJudg
				4-NITROTOLUENE	0.50	0.50U		UJ	ug/L	ProfJudg
				NITROBENZENE	0.10	0.10U		UJ	ug/L	ProfJudg
				NITROGLYCERINE	0.66	0.66U		UJ	ug/L	Lcs, ProfJ
				Pentaerythritol Tetranitrate (PETN)	0.66	0.66U		UJ	ug/L	ProfJudg
				TETRYL	0.10	0.10U		UJ	ug/L	ProfJudg
8330	FWGLL12mw-186C-1788-GW	AQ	N							
				1,3,5-TRINITROBENZENE	0.099	0.099U		UJ	ug/L	ProfJudg
				1,3-DINITROBENZENE	0.099	0.099U		UJ	ug/L	ProfJudg
				2,4,6-TNT	0.099	0.099U		UJ	ug/L	ProfJudg
				2,4-DINITROTOLUENE	0.099	0.099U		UJ	ug/L	ProfJudg
				2,6-DINITROTOLUENE	0.099	0.099U		UJ	ug/L	ProfJudg
				2-AMINO-4,6-DINITROTOLUENE	0.099	0.099U		UJ	ug/L	ProfJudg
				2-NITROTOLUENE	0.50	0.50U		UJ	ug/L	ProfJudg
				3-NITROTOLUENE	0.50	0.50U		UJ	ug/L	ProfJudg
				4-Amino-2,6-Dinitrotoluene	0.099	0.099U		UJ	ug/L	ProfJudg
				4-NITROTOLUENE	0.50	0.50U		UJ	ug/L	ProfJudg
				NITROBENZENE	0.099	0.099U		UJ	ug/L	ProfJudg
				NITROGLYCERINE	0.64	0.64U		UJ	ug/L	Lcs, ProfJ
				Pentaerythritol Tetranitrate (PETN)	0.64	0.64U		UJ	ug/L	ProfJudg
				TETRYL	0.099	0.099U		UJ	ug/L	ProfJudg

N = Normal Sample ***TB = Trip Blank***
FD = Field Duplicate ***FB = Field Blank***

Overall Qualified Results

Analytical Method	Field Sample ID	Matrix	Sample Type	Analyte	RL	Lab Result	Unc / Error	Overall Qualifier	Units	Reason Code
SDG: 240-2499-1										
8330	FWGLL12mw-187C-1789-GW	AQ	N							
				1,3,5-TRINITROBENZENE	0.097	0.097U		UJ	ug/L	ProfJudg
				1,3-DINITROBENZENE	0.097	0.097U		UJ	ug/L	ProfJudg
				2,4,6-TNT	0.097	0.097U		UJ	ug/L	ProfJudg
				2,4-DINITROTOLUENE	0.097	0.097U		UJ	ug/L	ProfJudg
				2,6-DINITROTOLUENE	0.097	0.097U		UJ	ug/L	ProfJudg
				2-AMINO-4,6-DINITROTOLUENE	0.097	0.097U		UJ	ug/L	ProfJudg
				2-NITROTOLUENE	0.48	0.48U		UJ	ug/L	ProfJudg
				3-NITROTOLUENE	0.48	0.48U		UJ	ug/L	ProfJudg
				4-Amino-2,6-Dinitrotoluene	0.097	0.097U		UJ	ug/L	ProfJudg
				4-NITROTOLUENE	0.48	0.48U		UJ	ug/L	ProfJudg
				NITROBENZENE	0.097	0.097U		UJ	ug/L	ProfJudg
				NITROGLYCERINE	0.63	0.63U		UJ	ug/L	Lcs, ProfJ
				Pentaerythritol Tetranitrate (PETN)	0.63	0.63U		UJ	ug/L	ProfJudg
				TETRYL	0.097	0.097U		UJ	ug/L	ProfJudg
8330	FWGLL12mw-242C-1792-GW	AQ	N							
				1,3,5-TRINITROBENZENE	0.10	0.10U		UJ	ug/L	ProfJudg
				1,3-DINITROBENZENE	0.10	0.10U		UJ	ug/L	ProfJudg
				2,4,6-TNT	0.10	0.10U		UJ	ug/L	ProfJudg
				2,4-DINITROTOLUENE	0.10	0.10U		UJ	ug/L	ProfJudg
				2,6-DINITROTOLUENE	0.10	0.10U		UJ	ug/L	ProfJudg
				2-AMINO-4,6-DINITROTOLUENE	0.10	0.10U		UJ	ug/L	ProfJudg
				2-NITROTOLUENE	0.52	0.52U		UJ	ug/L	ProfJudg
				3-NITROTOLUENE	0.52	0.52U		UJ	ug/L	ProfJudg
				4-Amino-2,6-Dinitrotoluene	0.10	0.10U		UJ	ug/L	ProfJudg
				4-NITROTOLUENE	0.52	0.52U		UJ	ug/L	ProfJudg
				NITROBENZENE	0.10	0.10U		UJ	ug/L	ProfJudg
				NITROGLYCERINE	0.68	0.68U		UJ	ug/L	Lcs, ProfJ
				Pentaerythritol Tetranitrate (PETN)	0.68	0.68U		UJ	ug/L	ProfJudg
				TETRYL	0.10	0.10U		UJ	ug/L	ProfJudg

N = Normal Sample ***TB = Trip Blank***
FD = Field Duplicate ***FB = Field Blank***

Overall Qualified Results

Analytical Method	Field Sample ID	Matrix	Sample Type	Analyte	RL	Lab Result	Unc / Error	Overall Qualifier	Units	Reason Code
SDG: 240-2499-1										
8330	FWGLL12mw-243C-1793-GW	AQ	N							
				1,3,5-TRINITROBENZENE	0.11	0.11U		UJ	ug/L	ProfJudg
				1,3-DINITROBENZENE	0.11	0.11U		UJ	ug/L	ProfJudg
				2,4,6-TNT	0.11	0.11U		UJ	ug/L	ProfJudg
				2,4-DINITROTOLUENE	0.11	0.11U		UJ	ug/L	ProfJudg
				2,6-DINITROTOLUENE	0.11	0.11U		UJ	ug/L	ProfJudg
				2-AMINO-4,6-DINITROTOLUENE	0.11	0.11U		UJ	ug/L	ProfJudg
				2-NITROTOLUENE	0.54	0.54U		UJ	ug/L	ProfJudg
				3-NITROTOLUENE	0.54	0.54U		UJ	ug/L	ProfJudg
				4-Amino-2,6-Dinitrotoluene	0.11	0.11U		UJ	ug/L	ProfJudg
				4-NITROTOLUENE	0.54	0.54U		UJ	ug/L	ProfJudg
				NITROBENZENE	0.11	0.11U		UJ	ug/L	ProfJudg
				NITROGLYCERINE	0.70	0.70U		UJ	ug/L	Lcs, ProfJ
				Pentaerythritol Tetranitrate (PETN)	0.70	0.70U		UJ	ug/L	ProfJudg
				TETRYL	0.11	0.11U		UJ	ug/L	ProfJudg
8330	FWGLL12mw-245C-1795-GW	AQ	N							
				1,3,5-TRINITROBENZENE	0.096	0.096U		UJ	ug/L	ProfJudg
				1,3-DINITROBENZENE	0.096	0.096U		UJ	ug/L	ProfJudg
				2,4,6-TNT	0.096	0.096U		UJ	ug/L	ProfJudg
				2,4-DINITROTOLUENE	0.096	0.096U		UJ	ug/L	ProfJudg
				2,6-DINITROTOLUENE	0.096	0.096U		UJ	ug/L	ProfJudg
				2-AMINO-4,6-DINITROTOLUENE	0.096	0.096U		UJ	ug/L	ProfJudg
				2-NITROTOLUENE	0.48	0.48U		UJ	ug/L	ProfJudg
				3-NITROTOLUENE	0.48	0.48U		UJ	ug/L	ProfJudg
				4-Amino-2,6-Dinitrotoluene	0.096	0.096U		UJ	ug/L	ProfJudg
				4-NITROTOLUENE	0.48	0.48U		UJ	ug/L	ProfJudg
				NITROBENZENE	0.096	0.096U		UJ	ug/L	ProfJudg
				NITROGLYCERINE	0.62	0.62U		UJ	ug/L	Lcs, ProfJ
				Pentaerythritol Tetranitrate (PETN)	0.62	0.62U		UJ	ug/L	ProfJudg
				TETRYL	0.096	0.096U		UJ	ug/L	ProfJudg

N = Normal Sample ***TB = Trip Blank***
FD = Field Duplicate ***FB = Field Blank***

Overall Qualified Results

Analytical Method	Field Sample ID	Matrix	Sample Type	Analyte	RL	Lab Result	Unc / Error	Overall Qualifier	Units	Reason Code
SDG: 240-2499-1										
8330	FWGLL12mw-DUP4-1802-GW	AQ	FD							
				1,3,5-TRINITROBENZENE	0.098	0.098U		UJ	ug/L	ProfJudg
				1,3-DINITROBENZENE	0.098	0.098U		UJ	ug/L	ProfJudg
				2,4,6-TNT	0.098	0.098U		UJ	ug/L	ProfJudg
				2,4-DINITROTOLUENE	0.098	0.098U		UJ	ug/L	ProfJudg
				2,6-DINITROTOLUENE	0.098	0.098U		UJ	ug/L	ProfJudg
				2-AMINO-4,6-DINITROTOLUENE	0.098	0.098U		UJ	ug/L	ProfJudg
				2-NITROTOLUENE	0.49	0.49U		UJ	ug/L	ProfJudg
				3-NITROTOLUENE	0.49	0.49U		UJ	ug/L	ProfJudg
				4-Amino-2,6-Dinitrotoluene	0.098	0.098U		UJ	ug/L	ProfJudg
				4-NITROTOLUENE	0.49	0.49U		UJ	ug/L	ProfJudg
				NITROBENZENE	0.098	0.098U		UJ	ug/L	ProfJudg
				NITROGLYCERINE	0.64	0.64U		UJ	ug/L	Lcs, ProfJ
				Pentaerythritol Tetranitrate (PETN)	0.64	0.64U		UJ	ug/L	ProfJudg
				TETRYL	0.098	0.098U		UJ	ug/L	ProfJudg

Overall Qualified Results

Analytical Method	Field Sample ID	Matrix	Sample Type	Analyte	RL	Lab Result	Unc / Error	Overall Qualifier	Units	Reason Code
SDG: 240-2499-1										
8330	FWGLL3mw-234C-1773-GW	AQ	N							
				1,3,5-TRINITROBENZENE	0.099	0.099U		UJ	ug/L	ProfJudg
				1,3-DINITROBENZENE	0.099	0.099U		UJ	ug/L	ProfJudg
				2,4,6-TNT	0.099	0.099U		UJ	ug/L	ProfJudg
				2,4-DINITROTOLUENE	0.099	0.099U		UJ	ug/L	ProfJudg
				2,6-DINITROTOLUENE	0.099	0.099U		UJ	ug/L	ProfJudg
				2-AMINO-4,6-DINITROTOLUENE	0.099	0.31		J	ug/L	ProfJudg
				2-NITROTOLUENE	0.50	0.50U		UJ	ug/L	ProfJudg
				3-NITROTOLUENE	0.50	0.50U		UJ	ug/L	ProfJudg
				4-Amino-2,6-Dinitrotoluene	0.099	0.55		J	ug/L	ProfJudg
				4-NITROTOLUENE	0.50	0.50U		UJ	ug/L	ProfJudg
				HMX	0.099	0.080J		J	ug/L	Rl, ProfJud
				NITROBENZENE	0.099	0.099U		UJ	ug/L	ProfJudg
				NITROGLYCERINE	0.64	0.64U		UJ	ug/L	Lcs, ProfJ
				Pentaerythritol Tetranitrate (PETN)	0.64	0.64U		UJ	ug/L	ProfJudg
				RDX	0.099	0.53		J	ug/L	ProfJudg
				TETRYL	0.099	0.099U		UJ	ug/L	ProfJudg

Overall Qualified Results

Analytical Method	Field Sample ID	Matrix	Sample Type	Analyte	RL	Lab Result	Unc / Error	Overall Qualifier	Units	Reason Code
SDG: 240-2499-1										
8330	FWGLL3mw-235C-1774-GW	AQ	N							
				1,3,5-TRINITROBENZENE	0.10	0.10U		UJ	ug/L	ProfJudg
				1,3-DINITROBENZENE	0.10	0.10U		UJ	ug/L	ProfJudg
				2,4,6-TNT	0.10	0.10U		UJ	ug/L	ProfJudg
				2,4-DINITROTOLUENE	0.10	0.10U		UJ	ug/L	ProfJudg
				2,6-DINITROTOLUENE	0.10	0.10U		UJ	ug/L	ProfJudg
				2-AMINO-4,6-DINITROTOLUENE	0.10	0.10U		UJ	ug/L	ProfJudg
				2-NITROTOLUENE	0.51	0.51U		UJ	ug/L	ProfJudg
				3-NITROTOLUENE	0.51	0.51U		UJ	ug/L	ProfJudg
				4-Amino-2,6-Dinitrotoluene	0.10	0.10U		UJ	ug/L	ProfJudg
				4-NITROTOLUENE	0.51	0.51U		UJ	ug/L	ProfJudg
				HMX	0.10	0.10U		UJ	ug/L	ProfJudg
				NITROBENZENE	0.10	0.10U		UJ	ug/L	ProfJudg
				NITROGLYCERINE	0.66	0.66U		UJ	ug/L	Lcs, ProfJ
				Pentaerythritol Tetranitrate (PETN)	0.66	0.66U		UJ	ug/L	ProfJudg
				RDX	0.10	0.10U		J	ug/L	ProfJudg
				TETRYL	0.10	0.10U		UJ	ug/L	ProfJudg

Overall Qualified Results

Analytical Method	Field Sample ID	Matrix	Sample Type	Analyte	RL	Lab Result	Unc / Error	Overall Qualifier	Units	Reason Code
SDG: 240-2499-1										
8330	FWGLL3mw-238C-1776-GW	AQ	N							
				1,3,5-TRINITROBENZENE	0.97	36		J	ug/L	ProfJudg
				1,3-DINITROBENZENE	0.97	0.76J		J	ug/L	Rl, ProfJud
				2,4,6-TNT	0.97	95		J	ug/L	ProfJudg
				2,4-DINITROTOLUENE	0.97	0.97U		UJ	ug/L	ProfJudg
				2,6-DINITROTOLUENE	0.97	0.97U		UJ	ug/L	ProfJudg
				2-AMINO-4,6-DINITROTOLUENE	0.97	14		J	ug/L	ProfJudg
				2-NITROTOLUENE	4.8	4.8U		UJ	ug/L	ProfJudg
				3-NITROTOLUENE	4.8	4.8U		UJ	ug/L	ProfJudg
				4-Amino-2,6-Dinitrotoluene	0.97	34		J	ug/L	ProfJudg
				4-NITROTOLUENE	4.8	4.8U		UJ	ug/L	ProfJudg
				HMX	0.97	2.2		J	ug/L	ProfJudg
				NITROBENZENE	0.97	0.97U		UJ	ug/L	ProfJudg
				NITROGLYCERINE	6.3	6.3U		UJ	ug/L	Lcs, ProfJ
				Pentaerythritol Tetranitrate (PETN)	6.3	6.3U		UJ	ug/L	ProfJudg
				RDX	0.97	4.8PG		J	ug/L	ProfJudg
				TETRYL	0.97	0.97U		UJ	ug/L	ProfJudg

N = Normal Sample ***TB = Trip Blank***
FD = Field Duplicate ***FB = Field Blank***

Overall Qualified Results

Analytical Method	Field Sample ID	Matrix	Sample Type	Analyte	RL	Lab Result	Unc / Error	Overall Qualifier	Units	Reason Code
SDG: 240-2499-1										
8330	FWGLL3mw-DUP2-1800-GW	AQ	FD							
				1,3,5-TRINITROBENZENE	0.11	0.11U		UJ	ug/L	ProfJudg
				1,3-DINITROBENZENE	0.11	0.11U		UJ	ug/L	ProfJudg
				2,4,6-TNT	0.11	0.11U		UJ	ug/L	ProfJudg
				2,4-DINITROTOLUENE	0.11	0.11U		UJ	ug/L	ProfJudg
				2,6-DINITROTOLUENE	0.11	0.11U		UJ	ug/L	ProfJudg
				2-AMINO-4,6-DINITROTOLUENE	0.11	0.11U		UJ	ug/L	ProfJudg
				2-NITROTOLUENE	0.54	0.54U		UJ	ug/L	ProfJudg
				3-NITROTOLUENE	0.54	0.54U		UJ	ug/L	ProfJudg
				4-Amino-2,6-Dinitrotoluene	0.11	0.18		J	ug/L	ProfJudg
				4-NITROTOLUENE	0.54	0.54U		UJ	ug/L	ProfJudg
				HMX	0.11	0.046J		J	ug/L	Rl, ProfJud
				NITROBENZENE	0.11	0.11U		UJ	ug/L	ProfJudg
				NITROGLYCERINE	0.70	0.70U		UJ	ug/L	Lcs, ProfJ
				Pentaerythritol Tetranitrate (PETN)	0.70	0.70U		UJ	ug/L	ProfJudg
				RDX	0.11	0.20		J	ug/L	ProfJudg
				TETRYL	0.11	0.084J		J	ug/L	Rl, ProfJud
WS-WC-0050	FWGLL12mw-242C-1792-GW	AQ	N							
				Nitrocellulose	2.0	0.52B		J	mg/L	Rl

N = Normal Sample ***TB = Trip Blank***
FD = Field Duplicate ***FB = Field Blank***

Data Verification Summary

Site: Ravenna Army Ammunition Plant
Sampling Event: July 2011 **Date:** December 9, 2011
Sample Delivery Group: 240-2444-1 **Revision:** 1

Data Reviewer: Angye Dragotta /Environmental Quality Management, Inc. (EQM, Inc.)

QA/QC Summary

On August 2, 2011 the following samples were collected from groundwater-monitoring wells at Ravenna Army Ammunition Plant and analyzed as part of SDG 240-2444-1. Data analysis was performed by Test America, North Canton with the exception of the analytical for methods 8330, M8330, 353.2 and TALSOPWS-WC-0050. Methods 8330, M8330, 353.2 and TALSOPWS-WC-0050 were analyzed by Test America, West Sacramento.

Field Sample ID	Analytes	Method
FWGEQUIPRINSE2-1806-GW	VOCs Pesticides PCB Explosives Nitroguanidine Nitrocellulose	SW846 8260B SW846 8081A SW846 8082 SW846 8330 SW846 M8330 TAL- SOP WS-WC-0050
FWGLL12mw-107C-1779-GW		
FWGLL12mw-113C-1780-GW		
FWGLL12mw-182C-1784-GW		
FWGLL12mw-183C-1785-GW		
FWGLL12mw-185C-1787-GW		
FWGLL12mw-188C-1790-GW		
FWGLL12mw-244C-1794-GW		
FWGLL12mw-246C-1796-GW		
FWGLL12mw-DUP3-1801-GW		
FWGLL1mw-063C-1809-GW*		
FWGLL1mw-079C-1763-GW*		
FWGLL2mw-059C-1770-GW		
FWGLL2mw-060C-1771-GW		
FWGLL2mw-265C-1772-GW		
FWGLL12mw-182C-1784-GW	SVOCs (Full RVAAP TAL)	SW846 8270C
FWGLL12mw-183C-1785-GW		
FWGLL12mw-246C-1796-GW		
FWGLL12mw-244C-1794-GW		
FWGEQUIPRINSE2-1806-GW		
FWGLL2mw-059C-1770-GW	SVOCs (Nitroaromatics, Phenols and Phthalates)	SW846 8270C
FWGLL2mw-265C-1772-GW		
FWGLL2mw-060C-1771-GW		
FWGLL1mw-063C-1809-GW	SVOCs (Nitroaromatics and Phthalates)	SW846 8270C
FWGLL1mw-079C-1763-GW		
FWGLL12mw-185C-1787-GW	SVOCs (Nitroaromatics, PAH, Phenols and Phthalates)	SW846 8270C
FWGLL12mw-107C-1779-GW		
FWGLL12mw-113C-1780-GW		
FWGLL12mw-DUP3-1801-GW		
FWGLL12mw-188C-1790-GW		
FWGEQUIPRINSE2-1806-GW	Nitrate/Nitrite	353.2
FWGLL12mw-107C-1779-GW		
FWGLL12mw-113C-1780-GW		
FWGLL12mw-182C-1784-GW		
FWGLL12mw-183C-1785-GW		
FWGLL12mw-185C-1787-GW		
FWGLL12mw-188C-1790-GW		
FWGLL12mw-244C-1794-GW		
FWGLL12mw-246C-1796-GW		
FWGLL12mw-DUP3-1801-GW		

Data Verification Summary

Site: Ravenna Army Ammunition Plant
Sampling Event: July 2011 **Date:** December 9, 2011
Sample Delivery Group: 240-2444-1 **Revision:** 1

Field Sample ID	Analytes	Method
FWGEQUIPRINSE2-1806-GW	TAL23 Metals Hexavalent Chromium	SW846 6010B/6020/7470A SW846 7196A
FWGLL12mw-107C-1779-GW	TAL23 Metals (Filtered) Hexavalent Chromium	SW846 6010B/6020/7470A SW846 7196A
FWGLL12mw-113C-1780-GW		
FWGLL12mw-182C-1784-GW		
FWGLL12mw-183C-1785-GW		
FWGLL12mw-185C-1787-GW		
FWGLL12mw-188C-1790-GW		
FWGLL12mw-244C-1794-GW		
FWGLL12mw-246C-1796-GW		
FWGLL12mw-DUP3-1801-GW		
FWGLL1mw-063C-1809-GW		
FWGLL1mw-079C-1763-GW		
FWGLL2mw-059C-1770-GW**		
FWGLL2mw-060C-1771-GW**	TAL23 Metals (Filtered) Hexavalent Chromium	SW846 6010B/6020/7470A SW846 7196A
FWGLL2mw-265C-1772-GW**		
FWGTEAM1-Trip	VOCs	SW846 8260B
FWGTEAM2-Trip		
FWGTEAM3-Trip		

*Samples not analyzed for PCB by 8082
** Samples not analyzed for hexavalent Chromium by 7196A

The data presented in this report were evaluated according to the ***Final Quality Assurance Project Plan Addendum for the Facility-Wide Groundwater Monitoring Program Ravenna Army Ammunition Plant Ravenna, OH, Portage Environmental, September 2004.*** The following documents will be used as needed to supplement the project documentation: ***Louisville Chemistry Guidelines, USACE, June 2002 version 5***, ***EPA National Functional Guidelines (NFG) for Organic Data Review, EPA-540/R-99-008, October 1999, NFG for Inorganic Data Review, EPA-540/R-04-004, October 2004***, Analytical Methods, and Laboratory Standard Operating Procedures. These objectives represent accuracy and precision performance goals for each analytical method.

The cooler temperatures were documented as being acceptable upon receipt..

The completeness objective for the project was 90%. The completeness objective was met for this SDG, 100%. Limitations, if any, on the data are indicated with qualifiers detailed below.

All analytical results have been verified against compliance requirements specified in the project QAP, LCG, associated analytical methods and/or SOPs, as appropriate. Checklists used in review of the data have been presented in Appendix 1.. Outliers have been noted below and results requiring qualification, as a result of this verification process, have been summarized in Appendix 2.

VOAs - 8260B
The following QC criteria were reviewed with acceptable results, except as noted below:

- Holding times, preservation, sample handling
- Tuning criteria
- Initial Calibration Criteria including SPCC and CCC compounds
- ICV/CCV criteria
- Internal standard area counts and retention times
- MDL/ MRL verification criteria
- Method/Field/Trip blank Criteria
- Surrogate recoveries
- Field duplicate RPD criteria
- Laboratory Control Sample criteria
- Matrix Spike Recovery Criteria and RPD

MRL Recovery

- The opening MRL analyzed 8/14/11 @1359 recovered above control limits for 2-butanone at150% and bromoform at 131%.
- The closing MRL analyzed 8/14/11 @2352 recovered below control limits for methylene chloride at 62% and dibromochloromethane did not recover. An MDL check was analyzed following the closing MRL check with detected dibromochloromethane.

The 2-butanone result for samples FWGLL1mw-079c-1763-GW, was qualified as estimated, "J". The methylene chloride and dibromochloromethane results for samples FWGTeam1-Trip, FWGTeam2-Trip, FWGLL2mw-059c-1770-GW, FWGLL1mw-079c-1763-GW, FWGLL1mw-063c-1809-GW, FWGLL12mw-185c-1787-GW, FWGLL12mw-182c-1784-GW and FWGLL12mw-183c-1785-GW were qualified as estimated, "UJ".

- The opening MRL analyzed 8/15/11 @1126 recovered above control limits for acetone at 133% at 146% for 2-butanone.
- The closing MRL check analyzed 8/15/11 @2216 recovered below control limits at 64% for 2-hexanone. An MDL check was analyzed after the closing MRL check with detected 2-hexanone results.

The 2- hexanone results for samples FWGTeam3-Trip, FWGLL2-265c-1772-GW, FWGLL12mw-246c-1796-GW, FWGLL12mw-DUP3-1801-GW, FWGLL12mw-244c-1794-GW, FWGLL12mw-107c-1779-GW, FWGLL2-060c-17712-GW, FWGEQUIPRINSE2-1806-GW, FWGLL12mw-113c-1780-GW and FWGLL12mw-188c-1790-GW were qualified as estimated, "UJ". The acetone results for FWGTeam3-Trip, FWGLL12mw-244c-1794-GW, FWGLL12mw-DUP3-1801-GW, and FWGEQUIPRINSE2-1806-GW were qualified as estimated, "J"..

Blanks

The method blank analyzed 8/14/11 had trichloroethane detected at 0.173ug/L. No qualifications were made as there were no detected concentrations of trichloroethene in the associated field samples.

- FWGTEAM2-Trip had acetone detected at 1.3ug/L and FWGTEAM3-Trip had acetone detected at 1.1ug/L.

The acetone result for samples FWGLL12mw-244c-1794-GW, FWGLL12mw-DUP3-1801-GW and FWGLL2mw-265c-1772-GW were qualified, "B," due to trip blank contamination.

- 2-butanone was detected in FWGEQUIPRinse2-1806-GW at 1.5ug/L and acetone at 13ug/L

The acetone result for samples FWGLL12mw-185c-1787-GW, FWGLL12mw-244c-1794-GW, FWGLL12mw-DUP3-1801-GW and FWGLL2mw-265c-1772-GW and the 2-butanone result for sample FWGLL1mw-079c-1763-GW were qualified, "B", due to equipment rinse contamination

SVOCs- 8270C

The following QC criteria were reviewed with acceptable results, except as noted below:

- Holding times, preservation, sample handling
- Tuning criteria
- Initial Calibration Criteria including SPCC and CCC compounds
- ICV/CCV criteria
- Internal standard area counts and retention times
- MDL verification criteria
- MRL verification criteria
- Method/Field blank Criteria
- Surrogate recoveries
- Field duplicate RPD criteria
- Laboratory Control Sample criteria
- Matrix Spike Recovery Criteria and RPD

Blanks

Benzyl alcohol was detected at 0.81ug/L in the method blank. No qualifications were made as there were no detected benzyl alcohol concentrations reported for the associated field samples.

Surrogate Recovery

- Samples FWGLL1mw-079c-1763-GW, had 2,4,6-tribromophenol recover below control limits at 22%, 2-fluorophenol at 24% and phenol-d5 at 33%. No qualification was required as all targets associated with this sample are base neutral and only acid targets would require qualification.
- The surrogate, terphenyl-d14 recovered below control limits at 47% for sample FWGLL12mw-188c-1790-GW and 2,4,6-tribromophenol recovered below limits for sample FWGLL1mw-063c-1809-GW.at 48%. No qualifications were made as LCG allows for one surrogate from each fraction to recover below limits without qualification.

Site: Ravenna Army Ammunition Plant
Sampling Event: July 2011 **Date:** December 9, 2011
Sample Delivery Group: 240-2444-1 **Revision:** 1

Pesticides- 8081A

The following QC criteria were reviewed with acceptable results, except as noted below:

- Preservation, holding time and sample handling
- Initial Calibration criteria
- DDT and Endrin breakdown criteria
- Retention time criteria
- ICV criteria
- CCV Criteria
- Method/Field blank Criteria
- LCS Recoveries
- Field Duplicate Criteria
- MDL/MRL verification criteria
- Matrix Spike Recovery Criteria and RPD
- Surrogate Recoveries
- Second Column confirmation criteria

CCV

The tox CCV recovered above limits. No qualifications were made, as there were no detected toxaphene concentrations bracketed by these CCVs

Field Duplicate RPD

The field duplicate RPD was above control limits for 4,4'-DDT at 200%. The 4,4'-DDT result for sample FWGLL12mw-107c-1779-GW was qualified as estimated, "J".

Surrogate Recovery

The surrogate, DCB, recovered below control limits in sample FWGLL12mw-182c-1784-GW at 47%, FWGLL12mw-185c-1787-GW at 43%, FWGll12mw-188c-1790-GW at 31%, FWGLL12mw-244c-1794-GW at 48%, FWGLL12mw-246c-1796-GW at 37%, FWGLL2mw-059c-1770-GW at 45% and FWGLL2mw-265c-1772-GW at 49%. The results for samples FWGLL12mw-182c-1784-GW, FWGLL12mw-185c-1787-GW, FWGLL12mw-188c-1790-GW, FWGLL12mw-244c-1794-GW, FWGLL12mw-246c-1796-GW, FWGLL2mw-059c-1770-GW and FWGLL2mw-265c-1772-GW were qualified as estimated, "J/UJ".

Confirmation Column RPD

The confirmation column RPD was above control limits for 4,4' -DDT for samples FWGLL12mw-107c-1779-GW at 116%. The 4,4'-DDT result for sample FWGLL12mw-107c-1779-GW was qualified as estimated, "J".

PCB- 8082

The following QC criteria were reviewed with acceptable results, except as noted below:

- Preservation, holding time and sample handling
- Initial Calibration criteria
- DDT and Endrin breakdown criteria
- Retention time criteria
- ICV criteria
- CCV Criteria
- Method/Field blank Criteria
- LCS Recoveries
- Field Duplicate Criteria
- MDL/MRL verification criteria
- Matrix Spike Recovery Criteria and RPD
- Surrogate Recoveries
- Second Column confirmation criteria

Surrogate Recovery

Site: Ravenna Army Ammunition Plant
Sampling Event: July 2011 **Date:** December 9, 2011
Sample Delivery Group: 240-2444-1 **Revision:** 1

The surrogate, DCB, recovered below control limits in sample FWGLL12mw-113c-1780-GW at 47%, FWGLL12mw-185c-1787-GW at 39%, FWGLL12mw-188c-1790-GW at 46%, FWGLL12mw-246c-1796-GW at 39% and FWGLL2mw-059c-1770-GW at 41%. The results for samples FWGLL12mw-113c-1780-GW, FWGLL12mw-185c-1787-GW, FWGLL12mw-188c-1790-GW, FWGLL12mw-246c-1796-GW and FWGLL2mw-059c-1770-GW were qualified as estimated, "J/UJ".

Metals - 6010B

The following QC criteria were reviewed with acceptable results, except as noted below:

- Holding times, preservation, sample handling
- Initial Calibration criteria
- ICV and CCV criteria
- ICB /CCBs criteria
- Method/Field blank Criteria
- MRL and MDL verification criteria
- LCS percent recovery criteria
- MS percent recovery
- Matrix Duplicate RPD criteria
- Field duplicate RPD criteria

Blanks

- The ICB analyzed 8/16/11 had potassium detected at 151ug/L. The potassium results for samples The ICB analyzed 8/16/11 had potassium detected at 151ug/L. The potassium results for samples FWGEQUIPRinse2-1806-GW, FWGLL2mw-059c-1770-GF, FWGLL2mw-265c-1772-GF and FWGLL2mw-060c-1771-GF were qualified "U" as the detected concentrations were <5x the potassium contamination.
- The CCBs analyzed 8/16/11 had potassium detected from 151ug/L to 170ug/L and vanadium at 0.745ug/L. The potassium results for samples FWGEQUIPRinse2-1806-GW, FWGLL2mw-059c-1770-GF, FWGLL2mw-265c-1772-GF and FWGLL2mw-060c-1771-GF were qualified "U" as the detected concentrations were <5x the potassium contamination. No qualifications were made vanadium contamination as there were no detected concentrations reported that were bracketed by the outlier CCBs.
- The method blank from batch 240-20789 had potassium detected at 158ug/L. The method blank from batch 240-10805 had potassium detected at 167ug/L, barium at 1.19ug/L, calcium at 295ug/L, magnesium at 77.5ug/L and manganese at 0.557ug/L. The potassium results for samples FWGEQUIPRinse2-1806-GW, FWGLL2mw-059c-1770-GF, FWGLL2mw-265c-1772-GF and FWGLL2mw-060c-1771-GFwere qualified, "B".. The manganese result for sample FWGEQUIPRinse2-1806-GW was qualified, "B". No qualifications were made for the additional method blank contaminants as they weren't detected in the associated field samples <5x contamination.
- The equipment rinse, FWGEQUIPRinse2-1806-GW had potassium detected at 160ug/L and manganese at 0.43ug/L. The potassium result for samples FWGLL2mw-059c-1770-GF, FWGLL2mw-265c-1772-GF and FWGLL2mw-060c-1771-GFwere qualified, "B". No qualifications were required for the manganese contamination, as there were no detected manganese concentrations reported for the field samples < 5x contamination.

No qualifications were made for ICP or ICPMS due to negative blanks greater than ½ MRL, since the LCG doesn't specifically address negative blank values.

Metals - 6020

The following QC criteria were reviewed with acceptable results, except as noted below:

- Holding times, preservation, sample handling
- Initial Calibration criteria
- ICV and CCV criteria
- ICB /CCBs criteria
- Method/Field blank Criteria
- MRL and MDL verification criteria
- LCS percent recovery criteria
- MS percent recovery
- Matrix Duplicate RPD criteria
- Field duplicate RPD criteria

Blanks

- The ICB analyzed 8/23/11/11 had thallium detected at 0.319ug/L. The thallium results for samples FWGLL2mw-059c-1770-GF, FWGLL1mw-079c-1763-GF, FWGLL1mw-063c-1809-GF, FWGLL12mw-185c-1787-GF, FWGLL2mw-265c-1772-GF, FWGLL12mw-183c-1785-GF, FWGLL12mw-246c-1796-GF, FWGLL12mw-113c-1780-GF, FWGLL12mw-188c-1790-GF were qualified "U" as the detected concentrations were <5x the thallium contamination.
- The CCBs analyzed 8/23/11 had detected thallium from 0.309ug/L to 0. 492ug/L, sodium from 7.43ug/L to 21.5ug/L and antimony from 0.136ug/L to 0.175ug/L. No additional qualifications were made for thallium other than those made for the ICB contamination. The antimony results for samples FWGLL2mw-265c-1772-GF, FWGLL12mw-244c-1794-GF, FWGLL12mw-113c-1780-GF, FWGLL2mw-060c-1771-GF and FWGLL12mw-088c-1788-GF were qualified "U" as the detected concentrations were <5x the blank contamination. The sodium result for sample FWGEQUIPRinse2-1806-GW was qualified "U" as the detected concentration was <5x the blank contamination
- The method blank from batch 240-20789 had sodium detected at 15.8ug/L and thallium at 0.198ug/L. The method blank from batch 240-10805 had aluminum detected at 29.4ug/L, sodium at 95.3ug/L and zinc at 12.7ug/L. The sodium result for sample FWGEQUIPRinse2-1806-GW was qualified, "B". The thallium results for samples FWGLL2mw-059c-1770-GF, FWGLL1mw-079c-1763-GF, FWGLL1mw-063c-1809-GF, FWGLL12mw-185c-1787-GF, FWGLL12mw-183c-1785-GF and FWGLL12mw-246c-1796-GF were qualified "B" as the detected concentrations were <5x the thallium contamination.
- The equipment rinse, FWGEQUIPRinse2-1806-GW had sodium detected at 19ug/L and thallium detected at 0.25ug/L. The thallium results for FWGLL2mw-059c-1770-GF, FWGLL1mw-079c-1763-GF, FWGLL1mw-063c-1809-GF, FWGLL12mw-185c-1787-GF, FWGLL2mw-265c-1772-GF, FWGLL12mw-183c-1785-GF, FWGLL12mw-246c-1796-GF, FWGLL12mw-113c-1780-GF and FWGLL12mw-188c-1790-GF were qualified "B".as the detected concentrations were <5x the thallium contamination. No qualifications were required for sodium contamination, as there were no detected sodium concentrations reported for the field samples < 5x contamination.

No qualifications were made for ICP or ICPMS due to negative blanks greater than ½ MRL, since the LCG doesn't specifically address negative blank values.

Lab Duplicate RPD

The lab duplicate analyzed on sample FWGLL2mw-265c-1772-GF was above control limits for thallium with an RPD of 117%. The thallium results for samples, FWGEQUIPRinse2-1806-GW, FWGLL2mw-265c-1772-GF, FWGLL12mw-113c-1780-GF and FWGLL12mw-188c-1790-GF were qualified as estimated, "J/UJ".

Mercury - 7470A

The following QC criteria were reviewed with acceptable results, except as noted below:

- Holding times, preservation, sample handling
- Initial Calibration criteria
- ICV and CCV criteria
- ICB /CCBs criteria
- Method/Field blank Criteria
- MRL and MDL verification criteria
- LCS percent recovery criteria
- MS percent recovery
- Matrix Duplicate RPD criteria
- Field duplicate RPD criteria

No QC outliers noted.

Hexavalent Chromium 7196A

- Holding times, preservation, sample handling
- Initial Calibration criteria
- CCV criteria
- CCBs criteria
- Method/Field blank Criteria
- MRL and MDL verification criteria
- LCS percent recovery criteria
- MS percent recovery
- Matrix Duplicate RPD criteria

- Field duplicate RPD criteria

MRL and MDL verification criteria
MRL check not analyzed, however not required by the lab and LCG does not specifically address hexavalent chromium analysis. Sample results qualified as estimated, "UJ".

Explosives- 8330
The following QC criteria were reviewed with acceptable results, except as noted below:

- Holding times, preservation, sample handling
- Initial Calibration Criteria
- ICV and CCV criteria
- Retention time criteria
- MDL Verification
- Surrogate recovery criteria
- Equipment and method blanks free from contamination
- MS Recovery Criteria
- LCS Recovery Criteria

Samples FWGLL12mw-244c-1794-GW, FWGLL12mw-107c-1779-GW, FWGLL12mw-113c-1780-GW and FWGLL12mw-188c-1790-GW had excessive particulates and required filtration prior to analysis. A filter blank was prepared and analyzed with no detected targets reported.,

Blanks
1,3,5-trinitrobenzene was detected in FWGEQUIPRinse2-1806-GW at 0.043ug/LL. The 1,3,5-trinitrobenzene result for samples FWGLL1mw-063c-1809-GW and FWGLL1mw-079c-1763-GW were qualified, "B", as the detected results were <5x the 1,3,5-trinitrobenzene contamination detected in the equipment rinse.

Confirmation Column RPD
The confirmation column RPD was above control limits for nitrobenzene in sample FWGLL2mw-059c-1770-GW. The nitrobenzene result for sample FWGLL2mw-059c-1770-GW was qualified as estimated, "J".

Nitroguanidine- 8330M
The following QC criteria were reviewed with acceptable results, except as noted below:

- Holding times, preservation, sample handling
- Initial Calibration criteria
- Retention time criteria
- MRL level verification criteria
- MDL verification criteria
- ICV and CCV criteria
- The method blank and equipment blanks were free from contamination
- LCS/LCSD percent recoveries and RPD value criteria
- Matrix spike recovery criteria

No QC outliers were noted.

Nitrocellulose – WS-WC-0050
The following QC criteria were reviewed with acceptable results, except as noted below:

- Holding times, preservation, sample handling
- Sample preparation criteria
- Initial Calibration criteria
- ICV and CCV criteria
- The method and equipment blanks were free from contamination
- MRL Level Verification criteria
- ICB and CCBs were free from contamination
- LCS/LCSD percent recoveries and RPD value criteria
- MS/MSD percent recoveries
- Nitrocellulose assay criteria

Matrix Spike RPD

Site: Ravenna Army Ammunition Plant
Sampling Event: July 2011 **Date:** December 9, 2011
Sample Delivery Group: 240-2444-1 **Revision:** 1

The RPD for the matrix spike and matrix spike duplicate analyzed on sample FWGLL2mw-265c-1772-GW, was above control limits at 79%. The nitrocellulose results were qualified as estimated, "J/UJ".

Nitrate/Nitrite –353.2

The following QC criteria were reviewed with acceptable results, except as noted below:

- Holding times, preservation, sample handling
- Sample preparation criteria
- Initial Calibration criteria
- ICV and CCV criteria
- The method and equipment blanks were free from contamination
- MRL Level Verification criteria
- ICB and CCBs were free from contamination
- LCS/LCSD percent recoveries and RPD value criteria
- MS/MSD percent recoveries
- Nitrocellulose assay criteria

Blanks

Nitrate as N was detected in the field blank, FWGEQUIPRinse2-1806-GW at 0.08mg/L. The nitrate as N results for samples FWGLL12mw-183c-1785-GW, FWGLL12mw-246c-1796-GW and FWGLL12mw-DUP3-1801-GW were qualified, "B".

Matrix Spike Recoveries

The matrix spike recovered below control limits at 88% , for the spike analysis performed on sample FWGLL12mw-185C-1787-GW. The nitrate-nitrite results were qualified as estimated, "UJ/J".

Sample Sum arym

Client: Environmental Quality Mgt., Inc.s
Project/Site: RVAAP (OH)s

TestAmerica Job ID: 240-2444-1s

Lab Sample IDm	Client Sample IDm	Matrixm	Collectedm	Receivedm
240-2444-1s	FWGTEAM1-TRIPs	Waters	08/02/11 08:00s	08/03/11 08:00s
240-2444-2s	FWGLL2mw-059C-1770-GWs	Waters	08/02/11 09:27s	08/03/11 08:00s
240-2444-3s	FWGLL2mw-059C-1770-GFs	Waters	08/02/11 09:27s	08/03/11 08:00s
240-2444-4s	FWGLL1mw-079C-1763-GWs	Waters	08/02/11 11:05s	08/03/11 08:00s
240-2444-5s	FWGLL1mw-079C-1763-GFs	Waters	08/02/11 11:05s	08/03/11 08:00s
240-2444-6s	FWGLL1mw-063C-1809-GWs	Waters	08/02/11 12:50s	08/03/11 08:00s
240-2444-7s	FWGLL1mw-063C-1809-GFs	Waters	08/02/11 12:50s	08/03/11 08:00s
240-2444-8s	FWGLL12mw-185C-1787-GWs	Waters	08/02/11 14:55s	08/03/11 08:00s
240-2444-9s	FWGLL12mw-185C-1787-GFs	Waters	08/02/11 14:55s	08/03/11 08:00s
240-2444-10s	FWGTEAM2-TRIPs	Waters	08/02/11 08:00s	08/03/11 08:00s
240-2444-11s	FWGLL2mw-265C-1772-GWs	Waters	08/02/11 09:18s	08/03/11 08:00s
240-2444-12s	FWGLL2mw-265C-1772-GFs	Waters	08/02/11 09:18s	08/03/11 08:00s
240-2444-13s	FWGLL12mw-182C-1784-GWs	Waters	08/02/11 11:02s	08/03/11 08:00s
240-2444-14s	FWGLL12mw-182C-1784-GFs	Waters	08/02/11 11:02s	08/03/11 08:00s
240-2444-15s	FWGLL12mw-183C-1785-GWs	Waters	08/02/11 12:22s	08/03/11 08:00s
240-2444-16s	FWGLL12mw-183C-1785-GFs	Waters	08/02/11 12:22s	08/03/11 08:00s
240-2444-17s	FWGLL12mw-246C-1796-GWs	Waters	08/02/11 13:48s	08/03/11 08:00s
240-2444-18s	FWGLL12mw-246C-1796-GFs	Waters	08/02/11 13:48s	08/03/11 08:00s
240-2444-19s	FWGLL12mw-244C-1794-GWs	Waters	08/02/11 15:02s	08/03/11 08:00s
240-2444-20s	FWGLL12mw-244C-1794-GFs	Waters	08/02/11 15:02s	08/03/11 08:00s
240-2444-21s	FWGTEAM3-TRIPs	Waters	08/02/11 08:00s	08/03/11 08:00s
240-2444-22s	FWGLL2mw-060C-1771-GWs	Waters	08/02/11 09:09s	08/03/11 08:00s
240-2444-23s	FWGLL2mw-060C-1771-GFs	Waters	08/02/11 09:09s	08/03/11 08:00s
240-2444-24s	FWGLL12mw-107C-1779-GWs	Waters	08/02/11 11:13s	08/03/11 08:00s
240-2444-25s	FWGLL12mw-107C-1779-GFs	Waters	08/02/11 11:13s	08/03/11 08:00s
240-2444-26s	FWGLL12mw-DUP3-1801-GWs	Waters	08/02/11 12:13s	08/03/11 08:00s
240-2444-27s	FWGLL12mw-DUP3-1801-GFs	Waters	08/02/11 12:13s	08/03/11 08:00s
240-2444-28s	FWGLL12mw-113C-1780-GWs	Waters	08/02/11 13:36s	08/03/11 08:00s
240-2444-29s	FWGLL12mw-113C-1780-GFs	Waters	08/02/11 13:36s	08/03/11 08:00s
240-2444-30s	FWGLL12mw-188C-1790-GWs	Waters	08/02/11 14:53s	08/03/11 08:00s
240-2444-31s	FWGLL12mw-188C-1790-GFs	Waters	08/02/11 14:53s	08/03/11 08:00s
240-2444-32s	FWGEQUIPRINSE2-1806-GWs	Waters	08/02/11 16:00s	08/03/11 08:00s

Chain of Custody Record

TestAmerica Laboratory location: North Canton

Regulatory program: ☐ DW ☐ NPDES ☐ RCRA ☐ Other

TestAmerica THE LEADER IN ENVIRONMENTAL TESTING

TestAmerica Laboratories, Inc.

Client Contact					
Company Name: EQM	Client Project Manager: John Miller	Site Contact: Erik Corbin	Lab Contact: Mark Loeb	COC No: Team 1 8/2/11	
Address: 1800 Carillon Blvd	Telephone:	Telephone:	Telephone:	1 of 1 COCs	
City/State/Zip: Cincinnati OH 45240	Email: ecorbin@eqm.com	Analysis Turnaround Time (calendar days)	Analyses	For lab use only	
Phone: 513-825-7500		TAT if different from below ____		Walk-in client: ☐	
Project Name: RVAAP	Method of Shipment/Carrier: Lab Pickup	Per ☒ 3 weeks ☐ 2 weeks ☐ 1 week ☐ 2 days ☐ 1 day		Lab sampling: ☐	
Project Number: 030240.0006	Shipping/Tracking No: NA	SOW		Job/SDG No.:	
PO# 16726					

Sample Identification	Sample Date	Sample Time	Matrix: Air	Aqueous	Sediment	Solid	Other:	Containers & Preservatives: H2SO4	HNO3	HCl	NaOH	ZnAc/NaOH	Unpres	Other:	Filtered Sample (Y/N)	Composite C/G	Grab G	VOCs 8260	SVOCs 8270	Pest 8081	PCB 8082	Explosives 8330	Propellants 6010/6020	Metals 6010/6020 + 7470	Hexavalent Cr 7196	NO3/NO2 353.2	Sample Specific Notes / Special Instructions:
FWGTeam1-Trip	8/2/11	08:00		X						2					N	G	X									Cooler TO B81
FWGLL2mw-059C-1770-GW	8/2/11	09:27		X						3			9		N	G	X	X	X	X	X	X				* B81
FWGLL2mw-059C-1770-GF	8/2/11	09:27		X					1				9 EC 8/2/11		Y	G					EC 8/2/11		X			B81
FWGLL1mw-079C-1763-GW	8/2/11	11:05		X						3			EC 8/2/11 9		N	G	X	X	X	X	X	X				** SRI No PCB this sample
FWGLL1mw-079C-1763-GF	8/2/11	11:05		X					1				1		Y	G							X	X		SRI
FWGLL1mw-063C-1809-GW	8/2/11	12:50		X						3			7		N	G	X	X	X		X	X				** TS17
FWGLL1mw-063C-1809-GF	8/2/11	12:50		X					1				1		Y	G							X	X		TS17
FWGLL12mw-185C-1787-GW	8/2/11	14:55		X					1	3			9		N	G	X	X	X	X	X	X			X	*** A-1
FWGLL12mw-185C-1787-GF	8/2/11	14:55		X					1				1		Y	G							X	X		A-1
							EC	8/2/11																		

Possible Hazard Identification: ☒ Non-Hazard ☐ Flammable ☐ Skin Irritant ☐ Poison B ☐ Unknown

Sample Disposal (A fee may be assessed if samples are retained longer than 1 month): ☐ Return to Client ☒ Disposal By Lab ☐ Archive For ____ Months

Special Instructions/QC Requirements & Comments:
metals + Cr+6 are field filtered
* 8270 TAL = Nitroaromatics/Phenols/Phthalates
** 8270 TAL = Nitroaromatics/Phthalates
*** 8270 TAL = Nitroaromatics/Phthalates/Phenols/PAHs

Relinquished by:	Company:	Date/Time:	Received by:	Company:	Date/Time:
	EQ	8/2/11 1730		TAL-NC	8/2/11 1730
Relinquished by:	Company:	Date/Time:	Received by:	Company:	Date/Time:
	TAL-NC	8/2/11 1844			
Relinquished by:	Company:	Date/Time:	Received in Laboratory by:	Company:	Date/Time:
				TA NC	8/3/11 0800 B81

All VOCs in Cooler
All Cr+6 in cooler 465

Temps may not meet requirements if sample collection close to lab pick-up

©2008, TestAmerica Laboratories, Inc. All rights reserved.
TestAmerica & Design ™ are trademarks of TestAmerica Laboratories, Inc.

TAL-0018 (1008)

09/22/2011

Chain of Custody Record

TestAmerica Laboratory location: Canton OH

Regulatory program: ☐ DW ☐ NPDES ☐ RCRA ☐ Other

TestAmerica
THE LEADER IN ENVIRONMENTAL TESTING

TestAmerica Laboratories, Inc.

Client Contact				
Company Name: EQM	Client Project Manager: John Miller	Site Contact: Erik Corbin	Lab Contact: M Loeb	COC No: CAL002
Address: 1800 Carillon Blvd	Telephone: 513 825 7500 (fax 7495)	Telephone: →	Telephone: 330 497 9396	1 of 2 COCs page 2 COC# CAL003
City/State/Zip: Cincinnati OH 45240	Email: ecorbin@eqm.com	Analysis Turnaround Time (in BUS days)		For lab use only
Phone: 513 825 7500		TAT if different from below ____ per SOW: ☒ 3 weeks ☐ 2 weeks ☐ 1 week ☐ 2 days ☐ 1 day		Walk-in client ☐ Lab pickup ☐ Lab sampling ☐
Project Name: RVAAP	Method of Shipment/Carrier: Labpickup			Job/SDG No:
Project Number: 30240.0006	Shipping/Tracking No: N/A			
PO# 16726				

Analyses: VOC 8260; *SVOC8270 *see list; PCB 8082; Pest 8081; Explo 8330; Propellants; Metals 6010/6020 filtered; Cr+6 (filtered); SVOC 8270; NO2 NO3 353.2

Sample Identification	Sample Date	Sample Time	Air	Aqueous	Sediment	Solid	Other:	H2SO4	HNO3	HCl	NaOH	ZnAc/NaOH	Unpres	Other:	Filtered Sample (Y/N)	Composite C/Grab G	VOC 8260	*SVOC8270 *see list	PCB 8082	Pest 8081	Explo 8330	Propellants	Metals 6010/6020 filtered	Cr+6 (filtered)	SVOC 8270	NO2 NO3 353.2	Sample Specific Notes / Special Instructions: Cooler ID#
FWG Team2 - Trip	8-2-11	0800		X						2																	C119
FWGLL2mw-26SC-1772-GW	⊥	0918		X						9			27		N	G	X	X	X	X	X	X	cal				C33, E-21, 8 MSMSD
FWGLL2mw-26SC-1772-GF	⊥	0918		X					3				~~3~~ cal		Y	G							X		~~X~~ cal		C33, E21, 8 MSMSD
FWGLL12mw-182C-1784-GW	⊥	1102		X				1		3	~~1~~ cal		9		N	G	X		X	X	X	X			X	X	4061
FWGLL12mw-182C-1784-GF	⊥	1102		X					~~1~~ 1 cal				1		Y	G							X	X	~~X~~ cal		4061
FWGLL12mw-183C-1785-GW	⊥	1222		X				1		3			9		N	G	X		X	X	X	X			X	X	C10
FWGLL12mw-183C-1785-GF	⊥	1222		X					1				1		Y	G							X	X			C10
FWGLL12mw-246-1796-GW	⊥	1348		X				1		3			9		N	G	X		X	X	X	X			X	X	316
FWGLL12mw-246-1796-GF	⊥	1348		X					1				1		Y	G							X	X			316

continue to page 2 - COC No. CAL003

Possible Hazard Identification: ☒ Non-Hazard ☐ Flammable ☐ Skin Irritant ☐ Poison B ☐ Unknown

Sample Disposal (A fee may be assessed if samples are retained longer than 1 month): ☐ Return to Client ☒ Disposal By Lab ☐ Archive For ____ Months

Special Instructions/QC Requirements & Comments:
-15T* SVOC = nitroaromatics, phthalates + phenols, no PAH analysis * All metals filtered All VOAs in Cooler C119
temps may not meet requirements of sample collection is close to lab pick up. All CR+6 in Cooler ~~CR+6~~ 2465 8/2/11

Relinquished by:	Company:	Date/Time:	Received by:	Company:	Date/Time:
[signature]	EQ	8/2/11 1730	[signature]	TA-XIC	8/2/11 1730
[signature]	TA-XIC	8/2/11 1844			
			Received in Laboratory by: [signature]	TA NC	8/3/11 0800

©2008, TestAmerica Laboratories, Inc. All rights reserved.
TestAmerica & Design ™ are trademarks of TestAmerica Laboratories, Inc.

TAL-0018 (1008)

Chain of Custody Record

TestAmerica
THE LEADER IN ENVIRONMENTAL TESTING

TestAmerica Laboratory location: CANTON, OH.
Regulatory program: ☐ DW ☐ NPDES ☐ RCRA ☐ Other

TestAmerica Laboratories, Inc.

Client Contact				
Company Name: EQM	Client Project Manager: John Miller	Site Contact: Erik Corbin	Lab Contact: M. Loeb	COC No: CAL003
Address: 1800 CARILLON BLVD	Telephone: 513 8257500 (fax 7495)	Telephone: →	Telephone: 330 497 9396	2 of 2 COCs page 1 = CAL002
City/State/Zip: Cincinnati OH 45240	Email: ecorbin@eqm.com	Analysis Turnaround Time (In BUS days)		For lab use only
Phone: 513 8257500		TAT if different from below ____ per SOW: ☒ 3 weeks ☐ 2 weeks ☐ 1 week ☐ 2 days ☐ 1 day		Walk-in client ☐ Lab pickup ☐ Lab sampling ☐
Project Name: RVAAP	Method of Shipment/Carrier: Lab Pickup			Job SDG No
Project Number: PN30240.0006	Shipping/Tracking No: N/A			
PO# 16726				

Analyses

Sample Identification	Sample Date	Sample Time	Matrix: Air	Aqueous	Sediment	Solid	Other:	Containers & Preservatives: H2SO4	HNO3	HCl	NaOH	ZnAc/NaOH	Unpres	Other:	Filtered Sample (Y/N)	Composite C/Grab G	VOC 8270	SVOC 8260	Pest 8081	PCB 8082	Explo 8330	Propellants	Metals 6010/6020 7470	Cr+6	NO2NO3 353.2		Sample Specific Notes / Special Instructions: Cooler ID #
FWG LL12mw-244C-1794-GW	8-2-11	1502		X				1		3			9		N	G	X	X	X	X	X	X			X		C119
FWG LL12mw-244C-1794-GF	↓	1502		X					1				1		Y	G							X	X			C119

Possible Hazard Identification: ☒ Non-Hazard ☐ Flammable ☐ Skin Irritant ☐ Poison B ☐ Unknown

Sample Disposal (A fee may be assessed if samples are retained longer than 1 month): ☐ Return to Client ☒ Disposal By Lab ☐ Archive For ____ Months

Special Instructions/QC Requirements & Comments:

All VOAs in cooler C119.
All Cr+6 in cooler 4B.

Temps may not meet requirements if sample collection is close to lab pick up time.

Relinquished by:	Company:	Date/Time:	Received by:	Company:	Date/Time:
[signature]	EQ	8/2/11 1700	[signature]	TAL-NC	8/2/11-1730
[signature]	TAL-NC	8/2/11-1844			
			Received in Laboratory by: [signature]	TA NC	8/3/11 0800

©2008, TestAmerica Laboratories, Inc. All rights reserved.
TestAmerica & Design ™ are trademarks of TestAmerica Laboratories, Inc.

TAL-0018 (1008)

Chain of Custody Record

TestAmerica
THE LEADER IN ENVIRONMENTAL TESTING

TestAmerica Laboratory location: North Canton
Regulatory program: ☐ DW ☐ NPDES ☐ RCRA ☐ Other

TestAmerica Laboratories, Inc.

Client Contact				
Company Name: EQM	Client Project Manager: John Miller	Site Contact: Erik Corbin	Lab Contact: M. Loeb	COC No: ASD002
Address: 1800 Carillon Blvd	Telephone: 513-825-7500	Telephone: fax 513-825-7495	Telephone: 330 497 9396	1 of 2 COCs cont. on COC ASD 003
City/State/Zip: Cinti, OH 45240	Email: ecorbin@eqm.com	Analysis Turnaround Time (in BUS days)		For lab use only
Phone:		TAT if different from below		Walk-in client ☐
Project Name: RVAAP (OH)	Method of Shipment/Carrier: N/A Labpickup	per SOW ☑ 3 weeks ☐ 2 weeks ☐ 1 week ☐ 2 days ☐ 1 day		Lab pickup ☐
Project Number: 030240.0006	Shipping/Tracking No: N/A			Lab sampling ☐
PO# 16726				Job/SDG No:

Matrix: Air, Aqueous, Sediment, Solid, Other:
Containers & Preservatives: H2SO4, HNO3, HCl, NaOH, ZnAc/NaOH, Unpres, Other:
Filtered Sample (Y/N), Composite (C/Grab G)
Analyses: Voc 8260, SVOC 8270, Pest 8081, PCB 8082, Explosives 8330, Propellants, Metals 6020/6010 7470, Hex Chrome, NO2 NO3

Sample Identification	Sample Date	Sample Time	Air	Aqueous	Sediment	Solid	Other:	H2SO4	HNO3	HCl	NaOH	ZnAc/NaOH	Unpres	Other:	Filtered Sample (Y/N)	Composite (C/Grab G)	Voc 8260	SVOC 8270	Pest 8081	PCB 8082	Explosives 8330	Propellants	Metals 6020/6010 7470	Hex Chrome	NO2 NO3	Sample Specific Notes / Special Instructions:
FWGTEAM3 - TRIP	8/2/11	0800		X													X									
FWGLL2MW-060C-1771-GW	↓	0909		X						3			9				X	X	X	X	X	X				M12*
FWGLL2MW-060C-1771-GF	↓	↓		X					1														X			M12
FWGLL12MW-107C-1779-GW	8/2/11	1113		X				1		3			10				X	X	X	X	X	X			X	C111**
FWGLL12MW-107C-1779-GF	↓	↓		X					1				1										X	X		C111
FWGLL12MW-Dup3-1801-GW	8/2/11	1213		X				1		3			10				X	X	X	X	X	X			X	ML1 **
FWGLL12MW-Dup3-1801-GF	8/2/11	1213		X					1				1										X	X		ML1
FWGLL12MW-113C-1780-GW	8/2/11	1336		X				1		3			10				X	X	X	X	X	X				L05**
FWGLL12MW-113C-1780-GF	↓	↓		X					1				1										X	X		L05
FWGLL12MW-108C-1790-GW	8/2/11	1453		X				1		3			10				X	X	X	X	X	X				EC9**

Possible Hazard Identification: ☑ Non-Hazard ☐ Flammable ☐ Skin Irritant ☐ Poison B ☐ Unknown

Sample Disposal (A fee may be assessed if samples are retained longer than 1 month): ☐ Return to Client ☐ Disposal By Lab ☐ Archive For _____ Months

Special Instructions/QC Requirements & Comments: Metals + hex chrome field filtered. *8270 TAL = Nitroaromatics/Phenols/Phthalates **8270 TAL = Nitroaromatics/Phenols/Phthalates/PAHs
All VOAs in cooler EC9
Temps may not meet requirements if collection time close to pick up time. Hex Chrom ~~and V~~ in cooler 465

Relinquished by:	Company:	Date/Time:	Received by:	Company:	Date/Time:
[signature]	EQ	8/2/11 1730	[signature]	TAL-NC	8/2/11-1730
[signature]	TAL-NC	8/2/11-1844			
			Received in Laboratory by: [signature]	TA NC	8/3/11 0800

©2008, TestAmerica Laboratories, Inc. All rights reserved.
TestAmerica & Design ™ are trademarks of TestAmerica Laboratories, Inc.

TAL-0018 (1008)

Chain of Custody Record

TestAmerica
THE LEADER IN ENVIRONMENTAL TESTING

TestAmerica Laboratory location: _____
Regulatory program: ☐ DW ☐ NPDES ☐ RCRA ☐ Other _____

TestAmerica Laboratories, Inc.

Client Contact				
Company Name: EQM	Client Project Manager: John Miller	Site Contact: Erik Corbin	Lab Contact: Mark Loeb	COC No: ASD003
Address: 1800 Carillon Blvd	Telephone: 513-825-7500	Telephone: fax 513-825-7495	Telephone: 330-497-9396	2 of 2 COCs
City/State/Zip: Cinti, OH 45240	Email: ecorbin@eqm.com	Analysis Turnaround Time (in BUSINESS)	Analyses	For lab use only
Phone:		TAT if different from below _____		Walk-in client ☐
Project Name: KVAAP (OH)	Method of Shipment/Carrier: Lab Pick up	☒ 3 weeks ☐ 2 weeks ☐ 1 week ☐ 2 days ☐ 1 day		Lab pickup ☐
Project Number: 030240.0006	Shipping/Tracking No: N/A			Lab sampling ☐
PO# 107326				Job/SDG No:

Sample Identification	Sample Date	Sample Time	Matrix: Air	Aqueous	Sediment	Solid	Other:	Containers & Preservative: H2SO4	HNO3	HCl	NaOH	ZnAc/ NaOH	Unpres	Other:	Filtered Sample (Y/N)	Perform MS/MSD (Y/N)	VOC 8260	SVOC 8270	Pest 8081	PCB 8082	Explosives 8330	Propellants	Metals 6020/6010 7470	Hexchrome NO2 NO3		Sample Specific Notes / Special Instructions:
FWGLL12mw-18c-1790-GF	8/2/11	1453		X					1				1		N								X	X		EC9
FWGEBwithRinse2-1806-GW	8/2/11	1600		X				1	1	3			11		N		X	X	X	X	X	X	X	X	X	E-120 **

AND 8/2/11

Possible Hazard Identification: ☒ Non-Hazard ☐ Flammable ☐ Skin Irritant ☐ Poison B ☐ Unknown

Sample Disposal (A fee may be assessed if samples are retained longer than 1 month): ☐ Return to Client ☐ Disposal By Lab ☐ Archive For _____ Months

Special Instructions/QC Requirements & Comments:
Metals+hex chrom field filtered **8270TAL=Nitroaromatics/Phenols/Phthalates/PAHs All NOAs in cooler EC9
Temps may not meet requirements if collection time close to pick up time. Hexchrome in cooler 4&5

Relinquished by:	Company: EQ	Date/Time: 8/2/11 1730	Received by:	Company: TAL-NC	Date/Time: 8/2/11 1730
Relinquished by:	Company: TAL NC	Date/Time: 8/2/11 1844	Received by:	Company:	Date/Time:
Relinquished by:	Company:	Date/Time:	Received in Laboratory by:	Company: TA NC	Date/Time: 8/3/11 0800

©2008, TestAmerica Laboratories, Inc. All rights reserved.
TestAmerica & Design ™are trademarks of TestAmerica Laboratories, Inc.

TAL-0018 (1008)

TestAmerica Cooler Receipt Form/Narrative **Lot Number:** 2444
North Canton Facility

Client EQM Project RVAAP By: (Signature)
Cooler Received on 8/3/11 Opened on 8/3/11
FedEx ☐ UPS ☐ DHL ☐ FAS ☐ Stetson ☐ Client Drop Off ☐ TestAmerica Courier ☒ Other
TestAmerica Cooler # Multiple Coolers ☒ Foam Box ☐ Client Cooler ☐ Other

1. Were custody seals on the outside of the cooler(s)? Yes ☒ No ☐ Intact? Yes ☒ No ☐ NA ☐
   If YES, Quantity 18 Quantity Unsalvageable
   Were custody seals on the outside of cooler(s) signed and dated? Yes ☒ No ☐ NA ☐
   Were custody seals on the bottle(s)? Yes ☐ No ☒
   If YES, are there any exceptions?
2. Shippers' packing slip attached to the cooler(s)? Yes ☐ No ☒
3. Did custody papers accompany the sample(s)? Yes ☒ No ☐ Relinquished by client? Yes ☒ No ☐
4. Were the custody papers signed in the appropriate place? Yes ☒ No ☐
5. Packing material used: Bubble Wrap ☒ Foam ☐ None ☐ Other
6. Cooler temperature upon receipt °C See back of form for multiple coolers/temps ☒ SEE Attached
   METHOD: IR ☒ Other ☐
   COOLANT: Wet Ice ☒ Blue Ice ☐ Dry Ice ☐ Water ☐ None ☐
7. Did all bottles arrive in good condition (Unbroken)? Yes ☒ No ☐
8. Could all bottle labels be reconciled with the COC? Yes ☒ No ☐
9. Were sample(s) at the correct pH upon receipt? Yes ☒ No ☐ NA ☐
10. Were correct bottle(s) used for the test(s) indicated? Yes ☒ No ☐
11. Were air bubbles >6 mm in any VOA vials? Yes ☐ No ☒ NA ☐
12. Sufficient quantity received to perform indicated analyses? Yes ☒ No ☐
13. Was a trip blank present in the cooler(s)? Yes ☒ No ☐ Were VOAs on the COC? Yes ☒ No ☐

Contacted PM Date by via Verbal ☐ Voice Mail ☐ Other ☐
Concerning

14. CHAIN OF CUSTODY

The following discrepancies occurred:

15. SAMPLE CONDITION

Sample(s) were received after the recommended holding time had expired.
Sample(s) were received in a broken container.
Sample(s) were received with bubble >6 mm in diameter. (Notify PM)

16. SAMPLE PRESERVATION

Sample(s) were further preserved in Sample Receiving to meet recommended pH level(s). *Nitric Acid Lot#* 100110-HNO_3; *Sulfuric Acid Lot#* 110410-H_2SO_4; *Sodium Hydroxide Lot#* 100108 -*NaOH; Hydrochloric Acid Lot#* 092006-*HCl; Sodium Hydroxide and Zinc Acetate Lot#* 100108-$(CH_3COO)_2ZN/NaOH$. What time was preservative added to sample(s)?

Client ID	pH	Date	Initials
059C-1770	<2	8/3/11	
1763	<2		
1809	<2		
1787	<2 <2		
1772	<2 <2 <2		
1784	<2 <2		
1785	<2 <2		
1796	<2 <2		

TestAmerica Cooler Receipt Form/Narrative
North Canton Facility

Client ID	pH	Date	Initials
1794	<2 <2	8/3/11	
1771	<2		
1779	<2 <2		
1801	<2 <2		
1780	<2		
1790	<2		
1806	<2 <2		

Cooler #	Temp. °C	Method	Coolant

Discrepancies Cont'd:

TestAmerica Multiple Cooler Receipt Form/Narrative Lot Number: 2444
North Canton Facility

Cooler #	Temp °C	Method	Coolant	Comments
B81	4.2	IR	Ice	
SR1	3.8			
TS17	4.7			
A1	4.1			
C33	2.7			
E-21	2.1			
8	3.0			
4061	2.4			
C10	2.5			
316	2.2			
C119	2.3			
M12	1.0			
C111	2.4			
ML1	1.4			
L05	1.8			
EC9	2.2			
E-120	2.8			
465	1.2			

Login Sample Receipt Checklist

Client: Environmental Quality Mgt., Inc.i

Job Number: 240-2444-1i

Login Number: 2444g

List Number: 1

Creator: McFadden, John

List Source: TestAmerica North Canton

Questiong	Answerg	Comment
Radioactivity either was not measured or, if measured, is at or below i backgroundi	N/Ai	
The cooler's custody seal, if present, is intact.i	Truei	
The cooler or samples do not appear to have been compromised or i tampered with.i	Truei	
Samples were received on ice.i	True	
Cooler Temperature is acceptable.i	True	
Cooler Temperature is recorded.i	Truei	4.2/3.8/4.7/4.1/2.7/2.1/3.0/2.4/2.5/2.2/2.3/1.0/2.4 /1.4/1.8/2.2/2.8/1.2i
COC is present.i	Truei	
COC is filled out in ink and legible.i	Truei	
COC is filled out with all pertinent information.i	Truei	
Is the Field Sampler's name present on COC?i	Truei	
There are no discrepancies between the sample IDs on the containers and i the COC.i	Truei	
Samples are received within Holding Time.i	Truei	
Sample containers have legible labels.i	Truei	
Containers are not broken or leaking.i	Truei	
Sample collection date/times are provided.i	Truei	
Appropriate sample containers are used.i	Truei	
Sample bottles are completely filled.i	Truei	
Sample Preservation Verified.i	Truei	
There is sufficient vol. for all requested analyses, incl. any requested i MS/MSDsi	Truei	
VOA sample vials do not have headspace or bubble is <6mm (1/4") in i diameter.i	Truei	
Multiphasic samples are not present.i	Truei	
Samples do not requ re splitting or compositing.i	Truei	
Residual Chlorine Checked.i	N/Ai	

Job ID: 240-2444-1 s

Laboratory: TestAmerica North Canton s

Narratives

CASE NARRATIVEs

Client: Environmental Quality Mgt., Inc. s

Project: RVAAP (OH) s

Report Number: 240-2444-1 s

W th the exceptions noted as flags or footnotes, standard analytical protocols were followed in the analysis of the samples and no i problems were encountered or anomalies observed. In add tion all laboratory quality control samples were with n established control i limits, with any exceptions noted below. Each sample was analyzed to ach eve the lowest possible reporting limit with n the constraints of i the method. In some cases, due to interference or analytes present at h gh concentrations, samples were d luted. For d luted samples, i the reporting limits are adjusted relative to the d lution requ red.i

TestAmerica North Canton attests to the valid ty of the laboratory data generated by TestAmerica facilities reported herein. All analyses i performed by TestAmerica facilities were done using established laboratory SOPs that incorporate QA/QC procedures described in the i application methods. TestAmerica's operations groups have reviewed the data for compliance with the laboratory QA/QC plan, and data i have been found to be compliant with laboratory protocols unless otherwise noted below.i

The test results in th s report meet all NELAP requ rements for parameters for wh ch accred tation is requ red or available. Any exceptions i to NELAP requ rements are noted in th s report. Pursuant to NELAP, th s report may not be reproduced, except in full, without the written i approval of the laboratory.i

Calculations are performed before round ng to avoid round-off errors in calculated results.i

All hold ng times were met and proper preservation noted for the methods performed on these samples, unless otherwise detailed in the i nd vidual sections below.i

All solid sample results are reported on an "as received" basis unless otherwise ind cated by the presence of a %i solids value in the i method header.i

Th s laboratory report is conf dential and is intended for the sole use of TestAmerica and its client.i

RECEIPT s

The samples were received on 08/03/2011; the samples arrived in good cond tion, properly preserved and on ice. The temperature of the i coolers at receipt were 1.0, 1.4, 1.8, 2.2, 2.3, 2.4, 2.5, 2.8, 3.0, 3.8, 4.1, 4.2 and 4.7 C.i

VOLATILE ORGANIC COMPOUNDS (GC-MS) s

Samples FWGTEAM1-TRIP (240-2444-1), FWGLL2mw-059C-1770-GW (240-2444-2), FWGLL1mw-079C-1763-GW (240-2444-4), FWGLL1mw-063C-1809-GW (240-2444-6), FWGLL12mw-185C-1787-GW (240-2444-8), FWGTEAM2-TRIP (240-2444-10), FWGLL2mw-265C-1772-GW (240-2444-11), FWGLL12mw-182C-1784-GW (240-2444-13), FWGLL12mw-183C-1785-GW (240-2444-15), FWGLL12mw-246C-1796-GW (240-2444-17), FWGLL12mw-244C-1794-GW (240-2444-19), FWGTEAM3-TRIP (240-2444-21), FWGLL2mw-060C-1771-GW (240-2444-22), FWGLL12mw-107C-1779-GW (240-2444-24), FWGLL12mw-DUP3-1801-GW (240-2444-26), FWGLL12mw-113C-1780-GW (240-2444-28) and FWGLL12mw-188C-1790-GW (240-2444-30) were analyzed for volatile organic compounds (GC-MS) in accordance with EPA SW-846 Method 8260B. The samples were analyzed on 08/14/2011 and 08/15/2011.

Trichloroethene was detected in method blank MB 240-11929/6 at a level that was above the method detection limit but below the reporting limit. The value should be considered an estimate, and has been flagged "J". If the associated sample reported a result above the MDL and/or RL, the result has been "B" flagged. Refer to the QC report for details.

Dibromochloromethane and Methylene Chloride failed the recovery criteria low for MRL 240-11929/30. 2-Butanone (MEK), Bromoform and i

Job ID: 240-2444-1 (Continued) s

Laboratory: TestAmerica North Canton (Continued) s

Bromomethane failed the recovery criteria h gh for MRL 240-11929/4. 2-Hexanone failed the recovery criteria low for MRL 240-12008/29. i 2-Butanone (MEK) and Acetone failed the recovery criteria h gh for MRL 240-12008/4. Refer to the QC report for details.i

Sp ked QC results for cis-1,2-Dichloroethene and trans-1,2-Dichloroethene are reported in support of 1,2-Dichloroethene, total.i

Sp ked QC results for m-Xylenes & p-Xylene and o-Xylene are reported in support of Xylenes, total.i

No other d ff culties were encountered during the VOCs analyses. All other quality control parameters were with n the acceptance limits.i

SEMIVOLATILE ORGANIC COMPOUNDS (GC-MS) s

Samples FWGLL2mw-059C-1770-GW (240-2444-2), FWGLL1mw-079C-1763-GW (240-2444-4), FWGLL1mw-063C-1809-GW (240-2444-6), FWGLL12mw-185C-1787-GW (240-2444-8), FWGLL2mw-265C-1772-GW (240-2444-11), FWGLL12mw-182C-1784-GW (240-2444-13), FWGLL12mw-183C-1785-GW (240-2444-15), FWGLL12mw-246C-1796-GW (240-2444-17), FWGLL12mw-244C-1794-GW (240-2444-19), FWGLL2mw-060C-1771-GW (240-2444-22), FWGLL12mw-107C-1779-GW (240-2444-24), FWGLL12mw-DUP3-1801-GW (240-2444-26), FWGLL12mw-113C-1780-GW (240-2444-28) and FWGLL12mw-188C-1790-GW (240-2444-30) were analyzed for semivolatile organic compounds (GC-MS) in accordance with EPA SW-846 Method 8270C. The samples were analyzed on 08/10/2011 and 08/11/2011.

Surrogates are added during the extraction process prior to d lution. When the sample is d luted, surrogate recoveries are d luted out and i no corrective action is requ red.i

The following listed samples contained surrogate recoveries low and outside acceptance limits. Since LCG criterion is that all surrogates i be above 10%i, no corrective action is requ red.i

FWGLL12mw-188C-1790-GW (240-2444-30): Terphenyl-d14
FWGLL1mw-079C-1763-GW (240-2444-4): 2,4,6-Tribromophenol, 2-Fluorophenol, and Phenol-d5
FWGLL1mw-063C-1809-GW (240-2444-6): 2,4,6-Tribromophenol

Benzoic acid failed the recovery criteria low for LCS 240-10816/2-A. Benzoic Acid has been identif ed as a poor performing analyte when i analyzed using th s method; therefore, re-extraction/re-analysis was not performed. These results have been reported and qualif ed.i

No other d ff culties were encountered during the SVOC analyses. All other quality control parameters were with n the acceptance limits.i

CHLORINATED PESTICIDESs

Samples FWGLL2mw-059C-1770-GW (240-2444-2), FWGLL1mw-079C-1763-GW (240-2444-4), FWGLL1mw-063C-1809-GW (240-2444-6), FWGLL12mw-185C-1787-GW (240-2444-8), FWGLL2mw-265C-1772-GW (240-2444-11), FWGLL12mw-182C-1784-GW (240-2444-13), FWGLL12mw-183C-1785-GW (240-2444-15), FWGLL12mw-246C-1796-GW (240-2444-17), FWGLL12mw-244C-1794-GW (240-2444-19), FWGLL2mw-060C-1771-GW (240-2444-22), FWGLL12mw-107C-1779-GW (240-2444-24), FWGLL12mw-DUP3-1801-GW (240-2444-26), FWGLL12mw-113C-1780-GW (240-2444-28) and FWGLL12mw-188C-1790-GW (240-2444-30) were analyzed for chlorinated pesticides in accordance with EPA SW-846 Method 8081A. The samples were analyzed on 08/23/2011.

Surrogates are added during the extraction process prior to d lution. When the sample d lution is 5X or greater, surrogate recoveries are d luted out and no corrective action is requ red.

The following listed samples contained surrogate recoveries low and outside acceptance limits. Since LCG criterion is that all surrogates be above 10%i, no corrective action is requ red.

FWGLL2mw-265C-1772-GW (240-2444-11): DCB Decachlorobiphenyl
FWGLL12mw-182C-1784-GW (240-2444-13): DCB Decachlorobiphenyl
FWGLL12mw-246C-1796-GW (240-2444-17): DCB Decachlorobiphenyl
FWGLL2mw-059C-1770-GW (240-2444-2): DCB Decachlorobiphenyl
FWGLL12mw-188C-1790-GW (240-2444-30): DCB Decachlorobiphenyl
FWGLL12mw-185C-1787-GW (240-2444-8): DCB Decachlorobiphenyl
LCS 240-10818/2-A: DCB Decachlorobiphenyl

Job ID: 240-2444-1 (Continued) s

Laboratory: TestAmerica North Canton (Continued) s

The continu ng calibration verif cation (CCV) for toxophene recovered above the upper control limit. The samples associated with th s CCV were non-detects for the affected analytes; therefore, the data have been reported. FWGEQUIPRINSE2-1806-GWi, FWGLL12mw-107C-1779-GWi, FWGLL12mw-113C-1780-GWi, FWGLL12mw-182C-1784-GWi, FWGLL12mw-183C-1785-GWi, FWGLL12mw-185C-1787-GWi, FWGLL12mw-188C-1790-GWi, FWGLL12mw-244C-1794-GWi, FWGLL12mw-246C-1796-GWi, FWGLL12mw-DUP3-1801-GWi, FWGLL1mw-063C-1809-GWi, FWGLL1mw-079C-1763-GWi, FWGLL2mw-059C-1770-GWi, FWGLL2mw-060C-1771-GWi, FWGLL2mw-265C-1772-GW

No other d ff culties were encountered during the pesticides analyses. All other quality control parameters were with n the acceptance i limits.i

POLYCHLORINATED BIPHENYLS (PCBS) s

Samples FWGLL2mw-059C-1770-GWi (240-2444-2), FWGLL12mw-185C-1787-GWi (240-2444-8), FWGLL2mw-265C-1772-GWi (240-2444-11), FWGLL12mw-182C-1784-GWi (240-2444-13), FWGLL12mw-183C-1785-GWi (240-2444-15), FWGLL12mw-246C-1796-GWi (240-2444-17), FWGLL12mw-244C-1794-GWi (240-2444-19), FWGLL2mw-060C-1771-GWi (240-2444-22), FWGLL12mw-107C-1779-GWi (240-2444-24), FWGLL12mw-DUP3-1801-GWi (240-2444-26), FWGLL12mw-113C-1780-GWi (240-2444-28) and FWGLL12mw-188C-1790-GWi (240-2444-30) were analyzed for polychlorinated biphenyls (PCBs) in accordance with EPA SWi-846 Method 8082. The samples were analyzed on 08/17/2011.

Surrogates are added during the extraction process prior to d lution. When the sample d lution is 5X or greater, surrogate recoveries are i d luted out and no corrective action is requ red.i

The following listed samples contained surrogate recoveries low and outside acceptance limits. Since LCG criterion is that all surrogates i be above 10%i, no corrective action is requ red.i

FWGLL2mw-059C-1770-GWi (240-2444-2): DCB Decachlorobiphenyli
FWGLL12mw-185C-1787-GWi (240-2444-8): DCB Decachlorobiphenyli
FWGLL2mw-265C-1772-GWi (240-2444-11): DCB Decachlorobiphenyli
FWGLL12mw-182C-1784-GWi (240-2444-13): DCB Decachlorobiphenyli
FWGLL12mw-246C-1796-GWi (240-2444-17): DCB Decachlorobiphenyli
FWGLL12mw-244C-1794-GWi (240-2444-19): DCB Decachlorobiphenyli
FWGLL12mw-113C-1780-GWi (240-2444-28): DCB Decachlorobiphenyli
FWGLL12mw-188C-1790-GWi (240-2444-30): DCB Decachlorobiphenyli
FWGLL12mw-185C-1787-GWi (240-2444-8): DCB Decachlorobiphenyli

No other d ff culties were encountered during the PCBs analyses. All other quality control parameters were with n the acceptance limits.i

TOTAL RECOVERABLE METALS (ICP) s

Samples FWGLL2mw-059C-1770-GF (240-2444-3), FWGLL1mw-079C-1763-GF (240-2444-5), FWGLL1mw-063C-1809-GF i (240-2444-7), FWGLL12mw-185C-1787-GF (240-2444-9), FWGLL2mw-265C-1772-GF (240-2444-12), FWGLL12mw-182C-1784-GF i (240-2444-14), FWGLL12mw-183C-1785-GF (240-2444-16), FWGLL12mw-246C-1796-GF (240-2444-18), FWGLL12mw-244C-1794-GF i (240-2444-20), FWGLL2mw-060C-1771-GF (240-2444-23), FWGLL12mw-107C-1779-GF (240-2444-25), FWGLL12mw-DUP3-1801-GF i (240-2444-27), FWGLL12mw-113C-1780-GF (240-2444-29) and FWGLL12mw-188C-1790-GF (240-2444-31) were analyzed for total i recoverable metals (ICP) in accordance with EPA SWi-846 Method 6010B. The samples were analyzed on 08/16/2011. i

Potassium was detected in method blank MB 240-10789/1-A at a level that was above the method detection limit but below the reporting i limit. The value should be considered an estimate, and has been flagged “J”. If the associated sample reported a result above the MDL i and/or RL, the result has been “B” flagged. i

Several analytes were detected in method blank MB 240-10805/1-A at levels that were above the method detection limit but below the i reporting limit. The values should be considered estimates, and have been flagged “J”. If the associated sample reported a result above i the MDL and/or RL, the result has been “B” flagged. Refer to the QC report for details.

Sample FWGLL12mw-185C-1787-GF (240-2444-9)[5X] requ red d lution prior to analysis. The reporting limits have been adjusted i accord ngly.i

Job ID: 240-2444-1 (Continued) s

Laboratory: TestAmerica North Canton (Continued) s

No other d ff culties were encountered during the metals analyses. All other quality control parameters were with n the acceptance limits.i

TOTAL RECOVERABLE METALS (ICPMS) s

Samples FWGLL2mw-059C-1770-GF (240-2444-3), FWGLL1mw-079C-1763-GF (240-2444-5), FWGLL1mw-063C-1809-GF i (240-2444-7), FWGLL12mw-185C-1787-GF (240-2444-9), FWGLL2mw-265C-1772-GF (240-2444-12), FWGLL12mw-182C-1784-GF i (240-2444-14), FWGLL12mw-183C-1785-GF (240-2444-16), FWGLL12mw-246C-1796-GF (240-2444-18), FWGLL12mw-244C-1794-GF i (240-2444-20), FWGLL2mw-060C-1771-GF (240-2444-23), FWGLL12mw-107C-1779-GF (240-2444-25), FWGLL12mw-DUP3-1801-GF i (240-2444-27), FWGLL12mw-113C-1780-GF (240-2444-29) and FWGLL12mw-188C-1790-GF (240-2444-31) were analyzed for total i recoverable metals (ICPMS) in accordance with EPA SW-846 Method 6020. The samples were analyzed on 08/23/2011. i

Sod um was detected in method blank MB 240-10789/1-A at a level exceed ng the reporting limit. If the associated sample reported a i result above the MDL and/or RL, the result has been “B” flagged. i

Thallium was detected in method blank MB 240-10789/1-A at a level that was above the method detection limit but below the reporting i limit. The value should be considered an estimate, and has been flagged “J”. If the associated sample reported a result above the MDL i and/or RL, the result has been “B” flagged. i

Z nc was detected in method blank MB 240-10805/1-A at a level exceed ng the reporting limit. If the associated sample reported a result i above the MDL and/or RL, the result has been “B” flagged. i

Aluminum and Sod um were detected in method blank MB 240-10805/1-A at levels that were above the method detection limit but below i the reporting limit. The values should be considered estimates, and have been flagged “J”. If the associated sample reported a result i above the MDL and/or RL, the result has been “B” flagged. Refer to the QC report for details.i

No other d ff culties were encountered during the metals analyses. All other quality control parameters were with n the acceptance limits.i

DISSOLVED HEXAVALENT CHROMIUMs

Samples FWGLL1mw-079C-1763-GF (240-2444-5), FWGLL1mw-063C-1809-GF (240-2444-7), FWGLL12mw-185C-1787-GF i (240-2444-9), FWGLL12mw-182C-1784-GF (240-2444-14), FWGLL12mw-183C-1785-GF (240-2444-16), FWGLL12mw-246C-1796-GF i (240-2444-18), FWGLL12mw-244C-1794-GF (240-2444-20), FWGLL12mw-107C-1779-GF (240-2444-25), FWGLL12mw-DUP3-1801-GF i (240-2444-27), FWGLL12mw-113C-1780-GF (240-2444-29) and FWGLL12mw-188C-1790-GF (240-2444-31) were analyzed for i Dissolved hexavalent chromium in accordance with EPA SW-846 Method 7196A. The samples were analyzed on 08/03/2011. i

No d ff culties were encountered during the hexavalent chromium analyses. All quality control parameters were with n the acceptance i limits.i

TOTAL MERCURY s

Samples FWGLL2mw-059C-1770-GF (240-2444-3), FWGLL1mw-079C-1763-GF (240-2444-5), FWGLL1mw-063C-1809-GF i (240-2444-7), FWGLL12mw-185C-1787-GF (240-2444-9), FWGLL2mw-265C-1772-GF (240-2444-12), FWGLL12mw-182C-1784-GF i (240-2444-14), FWGLL12mw-183C-1785-GF (240-2444-16), FWGLL12mw-246C-1796-GF (240-2444-18), FWGLL12mw-244C-1794-GF i (240-2444-20), FWGLL2mw-060C-1771-GF (240-2444-23), FWGLL12mw-107C-1779-GF (240-2444-25), FWGLL12mw-DUP3-1801-GF i (240-2444-27), FWGLL12mw-113C-1780-GF (240-2444-29) and FWGLL12mw-188C-1790-GF (240-2444-31) were analyzed for total i mercury in accordance with EPA SW-846 Methods 7470A. The samples were analyzed on 08/04/2011. i

No d ff culties were encountered during the mercury analyses. All quality control parameters were with n the acceptance limits.i

Case Narrative

TestAmerica West Sacramento Project Number G1H050412

General Comments
Following US EPA Region V guidelines, manual integrations were performed only when necessary and are in compliance with the laboratory's standard operating procedure, Acceptable Manual Integration Practices, SOP No.: S-Q-004, including Addendum 1. The reason for the manual integration has been documented on the affected chromatograms, which are provided in the raw data package. The raw data also includes the original chromatograms prior to any manual integrations being performed. The following sample and analytes required a manual integration:

LC10
Sample 1 - 3,4-Dinitrotoluene, 1,3-Dinitrobenzene, 4-Amino-2,6-Dinitrotoluene, 2-Amino-4,6-Dinitrotoluene.

As requested, samples 13 & 14 were analyzed for nitrate/nitrite.

As requested, the identification for sample 14 was changed to FWGLL12mw-188C-1790-GW.

WATER, 8330, Explosives
Samples: 9, 11, 13, 14
These samples were filtered prior to extraction since they contained excessive sediment/particulates. A filtered blank was included with the batch.

WATER, Nitrocellulose
Samples: 1, 2, 3, 4, 5, 6, 7, 8, 9, 10, 11, 12, 13, 14, 15
The matrix spikes, which were performed on sample 5, have a high RPD due to possible matrix interferences. Since the laboratory control sample met acceptance criteria, no corrective action was performed.

Case Narrative

TestAmerica West Sacramento Project Number G1H050412

WATER, 353.2, Nitrate/Nitrite
Samples: 4, 6, 7, 8, 9, 11, 12, 13, 14, 15
The matrix spikes, which were performed on sample 4, have a low matrix spike recovery due to possible matrix interferences. Since the laboratory control sample met acceptance criteria, no corrective action was performed.

There are no other anomalies associated with this project.

Client Sample ID: FWGTEAM1-TRIP i
Date Collected: 08/02/11 08:00 i
Date Received: 08/03/11 08:00 i

Lab Sample ID: 240-2444-1 i
Matr x: Water i

Method: 8260B - Volatile Organic Compounds (GC/MS) i

Analytei	Resulti	Qualif er i	RL i	MDL i	Uniti	Di	Prepared i	Analyzed i	Dil Fac i
1,1,1-Trichloroethanes	1.0s	Us	1.0s	0.22s	ug/L s			08/14/11 21:01s	1s
1,1,2,2-Tetrachloroethanes	1.0s	Us	1.0s	0.18 s	ug/L s			08/14/11 21:01s	1s
1,1,2-Trichloroethanes	1.0s	Us	1.0s	0.27 s	ug/L s			08/14/11 21:01s	1s
1,1-Dichloroethanes	1.0s	Us	1.0s	0.15s	ug/L s			08/14/11 21:01s	1s
1,1-Dichloroethenes	1.0s	Us	1.0s	0.19 s	ug/L s			08/14/11 21:01s	1s
1,2-Dichloroethanes	1.0s	Us	1.0s	0.22s	ug/L s			08/14/11 21:01s	1s
1,2-Dichloroethene, Totals	1.0s	Us	1.0s	0.34s	ug/L s			08/14/11 21:01s	1s
1,2-Dichloropropanes	1.0s	Us	1.0s	0.18 s	ug/L s			08/14/11 21:01s	1s
2-Hexanones	10s	Us	10s	0.41s	ug/L s			08/14/11 21:01s	1s
Bromochloromethanes	1.0s	Us	1.0s	0.29 s	ug/L s			08/14/11 21:01s	1s
Acetones	10s	Us	10s	1.1s	ug/L s			08/14/11 21:01s	1s
Benzenes	1.0s	Us	1.0s	0.13 s	ug/L s			08/14/11 21:01s	1s
Bromoforms	1.0s	Us	1.0s	0.64s	ug/L s			08/14/11 21:01s	1s
Bromomethanes	1.0s	Us	1.0s	0.41s	ug/L s			08/14/11 21:01s	1s
Carbon disulfides	1.0s	Us	1.0s	0.13 s	ug/L s			08/14/11 21:01s	1s
Carbon tetrachlorides	1.0s	Us	1.0s	0.13 s	ug/L s			08/14/11 21:01s	1s
Chlorobenzenes	1.0s	Us	1.0s	0.15s	ug/L s			08/14/11 21:01s	1s
Chloroethanes	1.0s	Us	1.0s	0.29 s	ug/L s			08/14/11 21:01s	1s
Chloroforms	1.0s	Us	1.0s	0.16 s	ug/L s			08/14/11 21:01s	1s
Chloromethanes	1.0s	Us	1.0s	0.30s	ug/L s			08/14/11 21:01s	1s
cis-1,2-Dichloroethenes	1.0s	Us	1.0s	0.17 s	ug/L s			08/14/11 21:01s	1s
cis-1,3-Dichloropropenes	1.0s	Us	1.0s	0.14s	ug/L s			08/14/11 21:01s	1s
Bromodichloromethanes	1.0s	Us	1.0s	0.15s	ug/L s			08/14/11 21:01s	1s
Ethylbenzenes	1.0s	Us	1.0s	0.17 s	ug/L s			08/14/11 21:01s	1s
1,2-Dibromoethanes	1.0s	Us	1.0s	0.24s	ug/L s			08/14/11 21:01s	1s
m-Xylene & p-Xylenes	2.0s	Us	2.0s	0.24s	ug/L s			08/14/11 21:01s	1s
2-Butanone (MEK)s	10s	Us	10s	0.57 s	ug/L s			08/14/11 21:01s	1s
4-Methyl-2-pentanone (MIBK)s	10s	Us	10s	0.32s	ug/L s			08/14/11 21:01s	1s
Methylene Chlorides	2.0s	Us	2.0s	0.33 s	ug/L s			08/14/11 21:01s	1s
o-Xylenes	1.0s	Us	1.0s	0.14s	ug/L s			08/14/11 21:01s	1s
Styrenes	1.0s	Us	1.0s	0.11s	ug/L s			08/14/11 21:01s	1s
Tetrachloroethenes	1.0s	Us	1.0s	0.29 s	ug/L s			08/14/11 21:01s	1s
Toluenes	1.0s	Us	1.0s	0.13 s	ug/L s			08/14/11 21:01s	1s
trans-1,2-Dichloroethenes	1.0s	Us	1.0s	0.19 s	ug/L s			08/14/11 21:01s	1s
trans-1,3-Dichloropropenes	1.0s	Us	1.0s	0.19 s	ug/L s			08/14/11 21:01s	1s
Trichloroethenes	1.0s	Us	1.0s	0.17 s	ug/L s			08/14/11 21:01s	1s
Vinyl chlorides	1.0s	Us	1.0s	0.22s	ug/L s			08/14/11 21:01s	1s
Xylenes, Totals	2.0s	Us	2.0s	0.28 s	ug/L s			08/14/11 21:01s	1s
Dibromochloromethanes	1.0s	Us	1.0s	0.18 s	ug/L s			08/14/11 21:01s	1s

Surrogatea	*% Recoverya*	*Qualifiera*	*Limitsa*	*Prepareda*	*Analyzeda*	*Dil Faca*
1,2-Dichloroethane-d4 (Surr)2	*962*		*50 - 1502*		*08/14/11 21:012*	*12*
4-Bromofluorobenzene (Surr)2	*1002*		*50 - 1502*		*08/14/11 21:012*	*12*
Toluene-d8 (Surr)2	*102*		*50 - 1502*		*08/14/11 21:012*	*12*
Dibromofluoromethane (Surr)2	*962*		*50 - 1502*		*08/14/11 21:012*	*12*

Client Sample ID: FWGLL2mw-059C-1770-GWi
Date Collected: 08/02/11 09:27 i
Date Received: 08/03/11 08:00 i

Lab Sample ID: 240-2444-2 i
Matr x: Water i

Method: 8260B - Volatile Organic Compounds (GC/MS) i

Analytei	Resulti	Qualif er i	RLi	MDLi	Uniti	Di	Preparedi	Analyzedi	Dil Faci
1,1,1-Trichloroethanes	1.0s	Us	1.0s	0.22s	ug/L s			08/14/11 21:23 s	1s
1,1,2,2-Tetrachloroethanes	1.0s	Us	1.0s	0.18 s	ug/L s			08/14/11 21:23 s	1s
1,1,2-Trichloroethanes	1.0s	Us	1.0s	0.27 s	ug/L s			08/14/11 21:23 s	1s
1,1-Dichloroethanes	1.0s	Us	1.0s	0.15s	ug/L s			08/14/11 21:23 s	1s
1,1-Dichloroethenes	1.0s	Us	1.0s	0.19 s	ug/L s			08/14/11 21:23 s	1s
1,2-Dichloroethanes	1.0s	Us	1.0s	0.22s	ug/L s			08/14/11 21:23 s	1s
1,2-Dichloroethene, Totals	1.0s	Us	1.0s	0.34s	ug/L s			08/14/11 21:23 s	1s
1,2-Dichloropropanes	1.0s	Us	1.0s	0.18 s	ug/L s			08/14/11 21:23 s	1s
2-Hexanones	10s	Us	10s	0.41s	ug/L s			08/14/11 21:23 s	1s
Bromochloromethanes	1.0s	Us	1.0s	0.29 s	ug/L s			08/14/11 21:23 s	1s
Acetones	10s	Us	10s	1.1s	ug/L s			08/14/11 21:23 s	1s
Benzenes	1.0s	Us	1.0s	0.13 s	ug/L s			08/14/11 21:23 s	1s
Bromoforms	1.0s	Us	1.0s	0.64s	ug/L s			08/14/11 21:23 s	1s
Bromomethanes	1.0s	Us	1.0s	0.41s	ug/L s			08/14/11 21:23 s	1s
Carbon disulfides	1.0s	Us	1.0s	0.13 s	ug/L s			08/14/11 21:23 s	1s
Carbon tetrachlorides	1.0s	Us	1.0s	0.13 s	ug/L s			08/14/11 21:23 s	1s
Chlorobenzenes	1.0s	Us	1.0s	0.15s	ug/L s			08/14/11 21:23 s	1s
Chloroethanes	1.0s	Us	1.0s	0.29 s	ug/L s			08/14/11 21:23 s	1s
Chloroforms	1.0s	Us	1.0s	0.16 s	ug/L s			08/14/11 21:23 s	1s
Chloromethanes	1.0s	Us	1.0s	0.30s	ug/L s			08/14/11 21:23 s	1s
cis-1,2-Dichloroethenes	1.0s	Us	1.0s	0.17 s	ug/L s			08/14/11 21:23 s	1s
cis-1,3-Dichloropropenes	1.0s	Us	1.0s	0.14s	ug/L s			08/14/11 21:23 s	1s
Bromodichloromethanes	1.0s	Us	1.0s	0.15s	ug/L s			08/14/11 21:23 s	1s
Ethylbenzenes	1.0s	Us	1.0s	0.17 s	ug/L s			08/14/11 21:23 s	1s
1,2-Dibromoethanes	1.0s	Us	1.0s	0.24s	ug/L s			08/14/11 21:23 s	1s
m-Xylene & p-Xylenes	2.0s	Us	2.0s	0.24s	ug/L s			08/14/11 21:23 s	1s
2-Butanone (MEK)s	10s	Us	10s	0.57 s	ug/L s			08/14/11 21:23 s	1s
4-Methyl-2-pentanone (MIBK)s	10s	Us	10s	0.32s	ug/L s			08/14/11 21:23 s	1s
Methylene Chlorides	2.0s	Us	2.0s	0.33 s	ug/L s			08/14/11 21:23 s	1s
o-Xylenes	1.0s	Us	1.0s	0.14s	ug/L s			08/14/11 21:23 s	1s
Styrenes	1.0s	Us	1.0s	0.11s	ug/L s			08/14/11 21:23 s	1s
Tetrachloroethenes	1.0s	Us	1.0s	0.29 s	ug/L s			08/14/11 21:23 s	1s
Toluenes	1.0s	Us	1.0s	0.13 s	ug/L s			08/14/11 21:23 s	1s
trans-1,2-Dichloroethenes	1.0s	Us	1.0s	0.19 s	ug/L s			08/14/11 21:23 s	1s
trans-1,3-Dichloropropenes	1.0s	Us	1.0s	0.19 s	ug/L s			08/14/11 21:23 s	1s
Trichloroethenes	1.0s	Us	1.0s	0.17 s	ug/L s			08/14/11 21:23 s	1s
Vinyl chlorides	1.0s	Us	1.0s	0.22s	ug/L s			08/14/11 21:23 s	1s
Xylenes, Totals	2.0s	Us	2.0s	0.28 s	ug/L s			08/14/11 21:23 s	1s
Dibromochloromethanes	1.0s	Us	1.0s	0.18 s	ug/L s			08/14/11 21:23 s	1s

Surrogatea	*% Recoverya*	*Qualifiera*	*Limitsa*	*Prepareda*	*Analyzeda*	*Dil Faca*
1,2-Dichloroethane-d4 (Surr)2	*952*		*50 - 1502*		*08/14/11 21:23 2*	*12*
4-Bromofluorobenzene (Surr)2	*102*		*50 - 1502*		*08/14/11 21:23 2*	*12*
Toluene-d8 (Surr)2	*103 2*		*50 - 1502*		*08/14/11 21:23 2*	*12*
Dibromofluoromethane (Surr)2	*982*		*50 - 1502*		*08/14/11 21:23 2*	*12*

Method: 8270C - Semivolatile Organic Compounds (GC/MS) i

Analytei	Resulti	Qualif er i	RLi	MDLi	Uniti	Di	Preparedi	Analyzedi	Dil Faci
2,4,5-Trichlorophenols	4.8 s	Us	4.8 s	0.29 s	ug/L s		08/04/11 09:06 s	08/10/11 17:48 s	1s
2,4,6-Trichlorophenols	4.8 s	Us	4.8 s	0.76 s	ug/L s		08/04/11 09:06 s	08/10/11 17:48 s	1s
2,4-Dichlorophenols	1.9 s	Us	1.9 s	0.76 s	ug/L s		08/04/11 09:06 s	08/10/11 17:48 s	1s

Client Sample ID: FWGLL2mw-059C-1770-GWi
Date Collected: 08/02/11 09:27 i
Date Received: 08/03/11 08:00 i

Lab Sample ID: 240-2444-2 i
Matr x: Water i

Method: 8270C - Semivolatile Organic Compounds (GC/MS) (Continued) i

Analytei	Resulti	Qualif er i	RL i	MDL i	Uniti	Di	Prepared i	Analyzed i	Dil Fac i
2,4-Dimethylphenols	1.9 s	Us	1.9 s	0.76 s	ug/L s		08/04/11 09:06 s	08/10/11 17:48 s	1s
2,4-Dinitrophenols	4.8 s	Us	4.8 s	2.3 s	ug/L s		08/04/11 09:06 s	08/10/11 17:48 s	1s
2,4-Dinitrotoluenes	4.8 s	Us	4.8 s	0.26 s	ug/L s		08/04/11 09:06 s	08/10/11 17:48 s	1s
2,6-Dinitrotoluenes	4.8 s	Us	4.8 s	0.76 s	ug/L s		08/04/11 09:06 s	08/10/11 17:48 s	1s
2-Chlorophenols	0.95s	Us	0.95s	0.28 s	ug/L s		08/04/11 09:06 s	08/10/11 17:48 s	1s
2-Methylphenols	0.95s	Us	0.95s	0.76 s	ug/L s		08/04/11 09:06 s	08/10/11 17:48 s	1s
2-Nitrophenols	1.9 s	Us	1.9 s	0.27 s	ug/L s		08/04/11 09:06 s	08/10/11 17:48 s	1s
4,6-Dinitro-2-methylphenols	4.8 s	Us	4.8 s	2.3 s	ug/L s		08/04/11 09:06 s	08/10/11 17:48 s	1s
4-Chloro-3-methylphenols	1.9 s	Us	1.9 s	0.76 s	ug/L s		08/04/11 09:06 s	08/10/11 17:48 s	1s
4-Nitrophenols	4.8 s	Us	4.8 s	2.3 s	ug/L s		08/04/11 09:06 s	08/10/11 17:48 s	1s
Bis(2-ethylhexyl) phthalates	9.5s	Us	9.5s	0.76 s	ug/L s		08/04/11 09:06 s	08/10/11 17:48 s	1s
Butyl benzyl phthalates	0.95s	Us	0.95s	0.76 s	ug/L s		08/04/11 09:06 s	08/10/11 17:48 s	1s
Diethyl phthalates	0.95s	Us	0.95s	0.57 s	ug/L s		08/04/11 09:06 s	08/10/11 17:48 s	1s
Dimethyl phthalates	0.95s	Us	0.95s	0.28 s	ug/L s		08/04/11 09:06 s	08/10/11 17:48 s	1s
Di-n-butyl phthalates	0.95s	Us	0.95s	0.64s	ug/L s		08/04/11 09:06 s	08/10/11 17:48 s	1s
Di-n-octyl phthalates	0.95s	Us	0.95s	0.76 s	ug/L s		08/04/11 09:06 s	08/10/11 17:48 s	1s
Nitrobenzenes	0.95s	Us	0.95s	0.038 s	ug/L s		08/04/11 09:06 s	08/10/11 17:48 s	1s
Pentachlorophenols	4.8 s	Us	4.8 s	2.3 s	ug/L s		08/04/11 09:06 s	08/10/11 17:48 s	1s
Phenols	0.95s	Us	0.95s	0.57 s	ug/L s		08/04/11 09:06 s	08/10/11 17:48 s	1s
3 & 4 Methylphenols	0.95s	Us	0.95s	0.71s	ug/L s		08/04/11 09:06 s	08/10/11 17:48 s	1s

Surrogatea	*% Recoverya*	*Qualifiera*	*Limitsa*	*Prepareda*	*Analyzeda*	*Dil Faca*
-Fluorobiphenyl (Surr)2	*582*		*50 - 1502*	*08/04/11 09:062*	*08/10/11 17:482*	*12*
-Fluorophenol (Surr)2	*692*		*50 - 1502*	*08/04/11 09:062*	*08/10/11 17:482*	*12*
,4,6-Tribromophenol (Surr)2	*602*		*50 - 1502*	*08/04/11 09:062*	*08/10/11 17:482*	*12*
Nitrobenzene-d5 (Surr)2	*63 2*		*50 - 1502*	*08/04/11 09:062*	*08/10/11 17:482*	*12*
Phenol-d5 (Surr)2	*662*		*50 - 1502*	*08/04/11 09:062*	*08/10/11 17:482*	*12*
Terphenyl-d14 (Surr)2	*652*		*50 - 1502*	*08/04/11 09:062*	*08/10/11 17:482*	*12*

Method: 8081A - Organochlor ne Pestic des (GC) i

Analytei	Resulti	Qualif er i	RL i	MDL i	Uniti	Di	Prepared i	Analyzed i	Dil Fac i
Aldrins	0.030s	Us	0.030s	0.0081s	ug/L s		08/04/11 09:13 s	08/23/11 16:50s	1s
alpha-BHCs	0.030s	Us	0.030s	0.0069 s	ug/L s		08/04/11 09:13 s	08/23/11 16:50s	1s
alpha-Chlordanes	0.030s	Us	0.030s	0.014s	ug/L s		08/04/11 09:13 s	08/23/11 16:50s	1s
beta-BHCs	0.030s	Us	0.030s	0.0083 s	ug/L s		08/04/11 09:13 s	08/23/11 16:50s	1s
4,4'-DDD	0.030s	Us	0.030s	0.0095s	ug/L s		08/04/11 09:13 s	08/23/11 16:50s	1s
4,4'-DDEs	0.030s	Us	0.030s	0.0096 s	ug/L s		08/04/11 09:13 s	08/23/11 16:50s	1s
4,4'-DDTs	0.030s	Us	0.030s	0.016 s	ug/L s		08/04/11 09:13 s	08/23/11 16:50s	1s
delta-BHCs	0.030s	Us	0.030s	0.0086 s	ug/L s		08/04/11 09:13 s	08/23/11 16:50s	1s
Dieldrins	0.030s	Us	0.030s	0.0074s	ug/L s		08/04/11 09:13 s	08/23/11 16:50s	1s
Endosulfan Is	0.025s	Us	0.025s	0.013 s	ug/L s		08/04/11 09:13 s	08/23/11 16:50s	1s
Endosulfan IIs	0.025s	Us	0.025s	0.012s	ug/L s		08/04/11 09:13 s	08/23/11 16:50s	1s
Endosulfan sulfates	0.030s	Us	0.030s	0.011s	ug/L s		08/04/11 09:13 s	08/23/11 16:50s	1s
Endrins	0.030s	Us	0.030s	0.011s	ug/L s		08/04/11 09:13 s	08/23/11 16:50s	1s
Endrin aldehydes	0.030s	Us	0.030s	0.011s	ug/L s		08/04/11 09:13 s	08/23/11 16:50s	1s
Endrin ketones	0.030s	Us	0.030s	0.0077 s	ug/L s		08/04/11 09:13 s	08/23/11 16:50s	1s
gamma-BHC (Lindane)s	0.030s	Us	0.030s	0.0063 s	ug/L s		08/04/11 09:13 s	08/23/11 16:50s	1s
gamma-Chlordanes	0.030s	Us	0.030s	0.012s	ug/L s		08/04/11 09:13 s	08/23/11 16:50s	1s
Heptachlors	0.030s	Us	0.030s	0.0079 s	ug/L s		08/04/11 09:13 s	08/23/11 16:50s	1s
Heptachlor epoxides	0.030s	Us	0.030s	0.0070s	ug/L s		08/04/11 09:13 s	08/23/11 16:50s	1s
Methoxychlors	0.099 s	Us	0.099 s	0.032s	ug/L s		08/04/11 09:13 s	08/23/11 16:50s	1s

Client Sample ID: FWGLL2mw-059C-1770-GW

Date Collected: 08/02/11 09:27
Date Received: 08/03/11 08:00

Lab Sample ID: 240-2444-2

Matrix: Water

Method: 8081A - Organochlorine Pesticides (GC) (Continued)

Analyte	Result	Qualifier	RL	MDL	Unit	Dil	Prepared	Analyzed	Dil Fac
Toxaphenes	2.0	U	2.0	0.32	ug/L		08/04/11 09:13	08/23/11 16:50	1

Surrogate	% Recovery	Qualifier	Limits	Prepared	Analyzed	Dil Fac
DCB Decachlorobiphenyl	452	X	50 - 150	08/04/11 09:13	08/23/11 16:50	1
DCB Decachlorobiphenyl	452	X	50 - 150	08/04/11 09:13	08/23/11 16:50	1
Tetrachloro-m-xylene	77		50 - 150	08/04/11 09:13	08/23/11 16:50	1
Tetrachloro-m-xylene	81		50 - 150	08/04/11 09:13	08/23/11 16:50	1

Method: 8082 - Polychlorinated Biphenyls (PCBs) by Gas Chromatography

Analyte	Result	Qualifier	RL	MDL	Unit	Dil	Prepared	Analyzed	Dil Fac
Aroclor-1016	0.50	U	0.50	0.17	ug/L		08/04/11 09:18	08/17/11 18:30	1
Aroclor-1221	0.50	U	0.50	0.13	ug/L		08/04/11 09:18	08/17/11 18:30	1
Aroclor-1232	0.50	U	0.50	0.16	ug/L		08/04/11 09:18	08/17/11 18:30	1
Aroclor-1242	0.50	U	0.50	0.22	ug/L		08/04/11 09:18	08/17/11 18:30	1
Aroclor-1248	0.50	U	0.50	0.099	ug/L		08/04/11 09:18	08/17/11 18:30	1
Aroclor-1254	0.50	U	0.50	0.16	ug/L		08/04/11 09:18	08/17/11 18:30	1
Aroclor-1260	0.50	U	0.50	0.17	ug/L		08/04/11 09:18	08/17/11 18:30	1

Surrogate	% Recovery	Qualifier	Limits	Prepared	Analyzed	Dil Fac
Tetrachloro-m-xylene	136		50 - 150	08/04/11 09:18	08/17/11 18:30	1
Tetrachloro-m-xylene	94		50 - 150	08/04/11 09:18	08/17/11 18:30	1
DCB Decachlorobiphenyl	43	X	50 - 150	08/04/11 09:18	08/17/11 18:30	1
DCB Decachlorobiphenyl	41	X	50 - 150	08/04/11 09:18	08/17/11 18:30	1

Method: 8330 (Modified) - Organic Compounds by UV/HPLC - Dissolved

Analyte	Result	Qualifier	RL	MDL	Unit	Dil	Prepared	Analyzed	Dil Fac
Nitroguanidine	20	U	20	2.4	ug/L		08/10/11 10:00	08/10/11 20:55	1

Method: 8330/8330A - Nitroaromatics & Nitramines: Explosives (8330/A)

Analyte	Result	Qualifier	RL	MDL	Unit	Dil	Prepared	Analyzed	Dil Fac
1,3,5-Trinitrobenzene	**0.47**		0.10	0.030	ug/L		08/09/11 09:00	08/12/11 16:42	1.01
1,3-Dinitrobenzene	**0.067**	**J**	0.10	0.050	ug/L		08/09/11 09:00	08/12/11 16:42	1.01
2-Amino-4,6-dinitrotoluene	**0.48**		0.10	0.10	ug/L		08/09/11 09:00	08/12/11 16:42	1.01
2,4,6-Trinitrotoluene	0.10	U	0.10	0.050	ug/L		08/09/11 09:00	08/12/11 16:42	1.01
2,4-Dinitrotoluene	**0.28**		0.10	0.050	ug/L		08/09/11 09:00	08/12/11 16:42	1.01
2,6-Dinitrotoluene	0.10	U	0.10	0.050	ug/L		08/09/11 09:00	08/12/11 16:42	1.01
2-Nitrotoluene	0.50	U	0.50	0.089	ug/L		08/09/11 09:00	08/12/11 16:42	1.01
3-Nitrotoluene	0.50	U	0.50	0.058	ug/L		08/09/11 09:00	08/12/11 16:42	1.01
4-Amino-2,6-dinitrotoluene	**0.48**		0.10	0.050	ug/L		08/09/11 09:00	08/12/11 16:42	1.01
4-Nitrotoluene	0.50	U	0.50	0.089	ug/L		08/09/11 09:00	08/12/11 16:42	1.01
HMX	**0.095**	**J**	0.10	0.036	ug/L		08/09/11 09:00	08/12/11 16:42	1.01
Nitrobenzene	**0.11**	**PG**	0.10	0.050	ug/L		08/09/11 09:00	08/12/11 16:42	1.01
Nitroglycerin	0.66	U	0.66	0.33	ug/L		08/09/11 09:00	08/12/11 16:42	1.01
RDX	0.10	U	0.10	0.036	ug/L		08/09/11 09:00	08/12/11 16:42	1.01
PETN	0.66	U	0.66	0.30	ug/L		08/09/11 09:00	08/12/11 16:42	1.01
Tetryl	0.10	U	0.10	0.050	ug/L		08/09/11 09:00	08/12/11 16:42	1.01

Surrogate	% Recovery	Qualifier	Limits	Prepared	Analyzed	Dil Fac
3,4-Dinitrotoluene	90		50 - 150	08/09/11 09:00	08/12/11 16:42	1.01

Client Sample ID: FWGLL2mw-059C-1770-GW

Date Collected: 08/02/11 09:27
Date Received: 08/03/11 08:00

Lab Sample ID: 240-2444-2
Matrix: Water

General Chemistry

Analyte	Result	Qualifier	RL	MDL	Unit	D	Prepared	Analyzed	Dil Fac
Nitrocelluloses	2.0	U	2.0	0.48	mg/L		08/11/11 08:00	08/17/11 12:35	1

Client Sample ID: FWGLL2mw-059C-1770-GF

Date Collected: 08/02/11 09:27
Date Received: 08/03/11 08:00

Lab Sample ID: 240-2444-3
Matrix: Water

Method: 6010B - Metals (ICP) - Total Recoverable

Analyte	Result	Qualifier	RL	MDL	Unit	D	Prepared	Analyzed	Dil Fac
Silver	5.0	U	5.0	2.2	ug/L		08/04/11 08:00	08/16/11 11:21	1
Arsenic	**7.1**		5.0	3.2	ug/L		08/04/11 08:00	08/16/11 11:21	1
Barium	**130**		10	0.67	ug/L		08/04/11 08:00	08/16/11 11:21	1
Calcium	**28000**		1000	130	ug/L		08/04/11 08:00	08/16/11 11:21	1
Cobalt	**19**		5.0	1.7	ug/L		08/04/11 08:00	08/16/11 11:21	1
Chromium	5.0	U	5.0	2.2	ug/L		08/04/11 08:00	08/16/11 11:21	1
Copper	5.0	U	5.0	4.5	ug/L		08/04/11 08:00	08/16/11 11:21	1
Potassium	**730**	**J B**	1000	72	ug/L		08/04/11 08:00	08/16/11 11:21	1
Magnesium	**9200**		1000	34	ug/L		08/04/11 08:00	08/16/11 11:21	1
Manganese	**2100**		10	0.41	ug/L		08/04/11 08:00	08/16/11 11:21	1
Nickel	**8.5**	**J**	10	3.2	ug/L		08/04/11 08:00	08/16/11 11:21	1
Lead	3.0	U	3.0	1.9	ug/L		08/04/11 08:00	08/16/11 11:21	1
Selenium	5.0	U	5.0	4.1	ug/L		08/04/11 08:00	08/16/11 11:21	1
Vanadium	10	U	10	0.64	ug/L		08/04/11 08:00	08/16/11 11:21	1

Method: 6020 - Metals (ICP/MS) - Total Recoverable

Analyte	Result	Qualifier	RL	MDL	Unit	D	Prepared	Analyzed	Dil Fac
Aluminum	50	U	50	19	ug/L		08/04/11 08:00	08/23/11 11:26	1
Beryllium	1.0	U	1.0	0.20	ug/L		08/04/11 08:00	08/23/11 11:26	1
Cadmium	0.50	U	0.50	0.13	ug/L		08/04/11 08:00	08/23/11 11:26	1
Iron	**4700**		50	26	ug/L		08/04/11 08:00	08/23/11 11:26	1
Antimony	2.0	U	2.0	0.13	ug/L		08/04/11 08:00	08/23/11 11:26	1
Thallium	**0.15**	**J B**	1.0	0.14	ug/L		08/04/11 08:00	08/23/11 11:26	1
Zinc	10	U	10	2.3	ug/L		08/04/11 08:00	08/23/11 11:26	1
Sodium	**4500**	**B**	1000	6.9	ug/L		08/04/11 08:00	08/23/11 11:26	1

Method: 7470A - Mercury (CVAA)

Analyte	Result	Qualifier	RL	MDL	Unit	D	Prepared	Analyzed	Dil Fac
Mercury	0.20	U	0.20	0.12	ug/L		08/04/11 11:10	08/04/11 16:50	1

Client Sample ID: FWGLL1mw-079C-1763-GW

Date Collected: 08/02/11 11:05
Date Received: 08/03/11 08:00

Lab Sample ID: 240-2444-4
Matrix: Water

Method: 8260B - Volatile Organic Compounds (GC/MS)

Analyte	Result	Qualifier	RL	MDL	Unit	D	Prepared	Analyzed	Dil Fac
1,1,1-Trichloroethane	1.0	U	1.0	0.22	ug/L			08/14/11 21:44	1
1,1,2,2-Tetrachloroethane	1.0	U	1.0	0.18	ug/L			08/14/11 21:44	1
1,1,2-Trichloroethane	1.0	U	1.0	0.27	ug/L			08/14/11 21:44	1
1,1-Dichloroethane	1.0	U	1.0	0.15	ug/L			08/14/11 21:44	1
1,1-Dichloroethene	1.0	U	1.0	0.19	ug/L			08/14/11 21:44	1

Client Sample ID: FWGLL1mw-079C-1763-GWi
Date Collected: 08/02/11 11:05 i
Date Received: 08/03/11 08:00 i

Lab Sample ID: 240-2444-4 i
Matr x: Water i

Method: 8260B - Volatile Organic Compounds (GC/MS) (Continued) i

Analytei	Resulti	Qualif er i	RL i	MDL i	Uniti	Di	Prepared i	Analyzed i	Dil Fac i
1,2-Dichloroethanes	1.0s	Us	1.0s	0.22s	ug/L s			08/14/11 21:44s	1s
1,2-Dichloroethene, Totals	1.0s	Us	1.0s	0.34s	ug/L s			08/14/11 21:44s	1s
1,2-Dichloropropanes	1.0s	Us	1.0s	0.18 s	ug/L s			08/14/11 21:44s	1s
2-Hexanones	10s	Us	10s	0.41s	ug/L s			08/14/11 21:44s	1s
Bromochloromethanes	1.0s	Us	1.0s	0.29 s	ug/L s			08/14/11 21:44s	1s
Acetones	10s	Us	10s	1.1s	ug/L s			08/14/11 21:44s	1s
Benzenes	1.0s	Us	1.0s	0.13 s	ug/L s			08/14/11 21:44s	1s
Bromoforms	1.0s	Us	1.0s	0.64s	ug/L s			08/14/11 21:44s	1s
Bromomethanes	1.0s	Us	1.0s	0.41s	ug/L s			08/14/11 21:44s	1s
Carbon disulfides	1.0s	Us	1.0s	0.13 s	ug/L s			08/14/11 21:44s	1s
Carbon tetrachlorides	1.0s	Us	1.0s	0.13 s	ug/L s			08/14/11 21:44s	1s
Chlorobenzenes	1.0s	Us	1.0s	0.15s	ug/L s			08/14/11 21:44s	1s
Chloroethanes	1.0s	Us	1.0s	0.29 s	ug/L s			08/14/11 21:44s	1s
Chloroforms	1.0s	Us	1.0s	0.16 s	ug/L s			08/14/11 21:44s	1s
Chloromethanes	1.0s	Us	1.0s	0.30s	ug/L s			08/14/11 21:44s	1s
cis-1,2-Dichloroethenes	1.0s	Us	1.0s	0.17 s	ug/L s			08/14/11 21:44s	1s
cis-1,3-Dichloropropenes	1.0s	Us	1.0s	0.14s	ug/L s			08/14/11 21:44s	1s
Bromodichloromethanes	1.0s	Us	1.0s	0.15s	ug/L s			08/14/11 21:44s	1s
Ethylbenzenes	1.0s	Us	1.0s	0.17 s	ug/L s			08/14/11 21:44s	1s
1,2-Dibromoethanes	1.0s	Us	1.0s	0.24s	ug/L s			08/14/11 21:44s	1s
m-Xylene & p-Xylenes	2.0s	Us	2.0s	0.24s	ug/L s			08/14/11 21:44s	1s
2-Butanone (MEK) i	0.60 i	Ji	10s	0.57 s	ug/L s			08/14/11 21:44s	1s
4-Methyl-2-pentanone (MIBK)s	10s	Us	10s	0.32s	ug/L s			08/14/11 21:44s	1s
Methylene Chlorides	2.0s	Us	2.0s	0.33 s	ug/L s			08/14/11 21:44s	1s
o-Xylenes	1.0s	Us	1.0s	0.14s	ug/L s			08/14/11 21:44s	1s
Styrenes	1.0s	Us	1.0s	0.11s	ug/L s			08/14/11 21:44s	1s
Tetrachloroethenes	1.0s	Us	1.0s	0.29 s	ug/L s			08/14/11 21:44s	1s
Toluenes	1.0s	Us	1.0s	0.13 s	ug/L s			08/14/11 21:44s	1s
trans-1,2-Dichloroethenes	1.0s	Us	1.0s	0.19 s	ug/L s			08/14/11 21:44s	1s
trans-1,3-Dichloropropenes	1.0s	Us	1.0s	0.19 s	ug/L s			08/14/11 21:44s	1s
Trichloroethenes	1.0s	Us	1.0s	0.17 s	ug/L s			08/14/11 21:44s	1s
Vinyl chlorides	1.0s	Us	1.0s	0.22s	ug/L s			08/14/11 21:44s	1s
Xylenes, Totals	2.0s	Us	2.0s	0.28 s	ug/L s			08/14/11 21:44s	1s
Dibromochloromethanes	1.0s	Us	1.0s	0.18 s	ug/L s			08/14/11 21:44s	1s

Surrogatea	*% Recoverya*	*Qualifiera*	*Limitsa*	*Prepareda*	*Analyzeda*	*Dil Faca*
1,2-Dichloroethane-d4 (Surr)2	*92*		*50 - 1502*		*08/14/11 21:442*	*12*
4-Bromofluorobenzene (Surr)2	*1002*		*50 - 1502*		*08/14/11 21:442*	*12*
Toluene-d8 (Surr)2	*103 2*		*50 - 1502*		*08/14/11 21:442*	*12*
Dibromofluoromethane (Surr)2	*962*		*50 - 1502*		*08/14/11 21:442*	*12*

Method: 8270C - Semivolatile Organic Compounds (GC/MS) i

Analytei	Resulti	Qualif er i	RL i	MDL i	Uniti	Di	Prepared i	Analyzed i	Dil Fac i
2,4-Dinitrotoluenes	4.8 s	Us	4.8 s	0.26 s	ug/L s		08/04/11 09:06 s	08/10/11 13:47 s	1s
2,6-Dinitrotoluenes	4.8 s	Us	4.8 s	0.76 s	ug/L s		08/04/11 09:06 s	08/10/11 13:47 s	1s
Bis(2-ethylhexyl) phthalates	9.5s	Us	9.5s	0.76 s	ug/L s		08/04/11 09:06 s	08/10/11 13:47 s	1s
Butyl benzyl phthalates	0.95s	Us	0.95s	0.76 s	ug/L s		08/04/11 09:06 s	08/10/11 13:47 s	1s
Diethyl phthalates	0.95s	Us	0.95s	0.57 s	ug/L s		08/04/11 09:06 s	08/10/11 13:47 s	1s
Dimethyl phthalates	0.95s	Us	0.95s	0.28 s	ug/L s		08/04/11 09:06 s	08/10/11 13:47 s	1s
Di-n-butyl phthalates	0.95s	Us	0.95s	0.64s	ug/L s		08/04/11 09:06 s	08/10/11 13:47 s	1s
Di-n-octyl phthalates	0.95s	Us	0.95s	0.76 s	ug/L s		08/04/11 09:06 s	08/10/11 13:47 s	1s

Client Sample ID: FWGLL1mw-079C-1763-GW
Date Collected: 08/02/11 11:05
Date Received: 08/03/11 08:00

Lab Sample ID: 240-2444-4
Matrix: Water

Method: 8270C - Semivolatile Organic Compounds (GC/MS) (Continued)

Analyte	Result	Qualifier	RL	MDL	Unit	Dil	Prepared	Analyzed	Dil Fac
Nitrobenzenes	0.95	U	0.95	0.038	ug/L		08/04/11 09:06	08/10/11 13:47	1

Surrogate	*% Recovery*	*Qualifier*	*Limits*	*Prepared*	*Analyzed*	*Dil Fac*
2-Fluorobiphenyl (Surr)	*57*		*50 - 150*	*08/04/11 09:06*	*08/10/11 13:47*	*1*
2-Fluorophenol (Surr)	*42*	*X*	*50 - 150*	*08/04/11 09:06*	*08/10/11 13:47*	*1*
2,4,6-Tribromophenol (Surr)		*X*	*50 - 150*	*08/04/11 09:06*	*08/10/11 13:47*	*1*
Nitrobenzene-d5 (Surr)	*61*		*50 - 150*	*08/04/11 09:06*	*08/10/11 13:47*	*1*
Phenol-d5 (Surr)	*33*	*X*	*50 - 150*	*08/04/11 09:06*	*08/10/11 13:47*	*1*
Terphenyl-d14 (Surr)	*67*		*50 - 150*	*08/04/11 09:06*	*08/10/11 13:47*	*1*

Method: 8081A - Organochlorine Pesticides (GC)

Analyte	Result	Qualifier	RL	MDL	Unit	Dil	Prepared	Analyzed	Dil Fac
Aldrins	0.029	U	0.029	0.0080	ug/L		08/04/11 09:13	08/23/11 17:15	1
alpha-BHCs	0.029	U	0.029	0.0068	ug/L		08/04/11 09:13	08/23/11 17:15	1
alpha-Chlordanes	0.029	U	0.029	0.014	ug/L		08/04/11 09:13	08/23/11 17:15	1
beta-BHCs	0.029	U	0.029	0.0082	ug/L		08/04/11 09:13	08/23/11 17:15	1
4,4'-DDD	0.029	U	0.029	0.0093	ug/L		08/04/11 09:13	08/23/11 17:15	1
4,4'-DDEs	0.029	U	0.029	0.0094	ug/L		08/04/11 09:13	08/23/11 17:15	1
4,4'-DDTs	0.029	U	0.029	0.016	ug/L		08/04/11 09:13	08/23/11 17:15	1
delta-BHCs	0.029	U	0.029	0.0084	ug/L		08/04/11 09:13	08/23/11 17:15	1
Dieldrins	0.029	U	0.029	0.0073	ug/L		08/04/11 09:13	08/23/11 17:15	1
Endosulfan Is	0.024	U	0.024	0.013	ug/L		08/04/11 09:13	08/23/11 17:15	1
Endosulfan IIs	0.024	U	0.024	0.012	ug/L		08/04/11 09:13	08/23/11 17:15	1
Endosulfan sulfates	0.029	U	0.029	0.011	ug/L		08/04/11 09:13	08/23/11 17:15	1
Endrins	0.029	U	0.029	0.011	ug/L		08/04/11 09:13	08/23/11 17:15	1
Endrin aldehydes	0.029	U	0.029	0.011	ug/L		08/04/11 09:13	08/23/11 17:15	1
Endrin ketones	0.029	U	0.029	0.0076	ug/L		08/04/11 09:13	08/23/11 17:15	1
gamma-BHC (Lindane)	0.029	U	0.029	0.0062	ug/L		08/04/11 09:13	08/23/11 17:15	1
gamma-Chlordanes	0.029	U	0.029	0.012	ug/L		08/04/11 09:13	08/23/11 17:15	1
Heptachlors	0.029	U	0.029	0.0078	ug/L		08/04/11 09:13	08/23/11 17:15	1
Heptachlor epoxides	0.029	U	0.029	0.0069	ug/L		08/04/11 09:13	08/23/11 17:15	1
Methoxychlors	0.097	U	0.097	0.031	ug/L		08/04/11 09:13	08/23/11 17:15	1
Toxaphenes	1.9	U	1.9	0.31	ug/L		08/04/11 09:13	08/23/11 17:15	1

Surrogate	*% Recovery*	*Qualifier*	*Limits*	*Prepared*	*Analyzed*	*Dil Fac*
DCB Decachlorobiphenyl	*57*		*50 - 150*	*08/04/11 09:13*	*08/23/11 17:15*	*2*
DCB Decachlorobiphenyl	*55*		*50 - 150*	*08/04/11 09:13*	*08/23/11 17:15*	*2*
Tetrachloro-m-xylene	*81*		*50 - 150*	*08/04/11 09:13*	*08/23/11 17:15*	*2*
Tetrachloro-m-xylene	*82*		*50 - 150*	*08/04/11 09:13*	*08/23/11 17:15*	*2*

Method: 8330 (Modified) - Organic Compounds by UV/HPLC - Dissolved

Analyte	Result	Qualifier	RL	MDL	Unit	Dil	Prepared	Analyzed	Dil Fac
Nitroguanidines	20	U	20	2.4	ug/L		08/10/11 10:00	08/12/11 18:38	1

Method: 8330/8330A - Nitroaromatics & Nitramines: Explosives (8330/A)

Analyte	Result	Qualifier	RL	MDL	Unit	Dil	Prepared	Analyzed	Dil Fac
1,3,5-Trinitrobenzene	**0.038**	**J**	0.099	0.030	ug/L		08/09/11 09:00	08/12/11 17:22	0.99
1,3-Dinitrobenzenes	0.099	U	0.099	0.050	ug/L		08/09/11 09:00	08/12/11 17:22	0.99
2-Amino-4,6-dinitrotoluene	**1.1**		0.099	0.099	ug/L		08/09/11 09:00	08/12/11 17:22	0.99
2,4,6-Trinitrotoluenes	0.099	U	0.099	0.050	ug/L		08/09/11 09:00	08/12/11 17:22	0.99
2,4-Dinitrotoluene	**0.052**	**J**	0.099	0.050	ug/L		08/09/11 09:00	08/12/11 17:22	0.99

Client Sample ID: FWGLL1mw-079C-1763-GW

Date Collected: 08/02/11 11:05
Date Received: 08/03/11 08:00

Lab Sample ID: 240-2444-4
Matrix: Water

Method: 8330/8330A - Nitroaromatics & Nitramines: Explosives (8330/A) (Continued)

Analyte	Result	Qualifier	RL	MDL	Unit	D	Prepared	Analyzed	Dil Fac
2,6-Dinitrotoluenes	0.099	U	0.099	0.050	ug/L		08/09/11 09:00	08/12/11 17:22	0.99
2-Nitrotoluenes	0.50	U	0.50	0.087	ug/L		08/09/11 09:00	08/12/11 17:22	0.99
3-Nitrotoluenes	0.50	U	0.50	0.056	ug/L		08/09/11 09:00	08/12/11 17:22	0.99
4-Amino-2,6-dinitrotoluene	1.3		0.099	0.050	ug/L		08/09/11 09:00	08/12/11 17:22	0.99
4-Nitrotoluenes	0.50	U	0.50	0.087	ug/L		08/09/11 09:00	08/12/11 17:22	0.99
HMX	0.42		0.099	0.036	ug/L		08/09/11 09:00	08/12/11 17:22	0.99
Nitrobenzenes	0.099	U	0.099	0.050	ug/L		08/09/11 09:00	08/12/11 17:22	0.99
Nitroglycerins	0.64	U	0.64	0.33	ug/L		08/09/11 09:00	08/12/11 17:22	0.99
RDX	0.60		0.099	0.036	ug/L		08/09/11 09:00	08/12/11 17:22	0.99
PETNs	0.64	U	0.64	0.30	ug/L		08/09/11 09:00	08/12/11 17:22	0.99
Tetryls	0.099	U	0.099	0.050	ug/L		08/09/11 09:00	08/12/11 17:22	0.99

Surrogate	*% Recovery*	*Qualifier*	*Limits*	*Prepared*	*Analyzed*	*Dil Fac*
3,4-Dinitrotoluene2	*91*		*50 - 150*	*08/09/11 09:00*	*08/12/11 17:2*	*0.99*

General Chemistry

Analyte	Result	Qualifier	RL	MDL	Unit	D	Prepared	Analyzed	Dil Fac
Nitrocelluloses	2.0	U	2.0	0.48	mg/L		08/11/11 08:00	08/17/11 12:37	1

Client Sample ID: FWGLL1mw-079C-1763-GF

Date Collected: 08/02/11 11:05
Date Received: 08/03/11 08:00

Lab Sample ID: 240-2444-5
Matrix: Water

Method: 6010B - Metals (ICP) - Total Recoverable

Analyte	Result	Qualifier	RL	MDL	Unit	D	Prepared	Analyzed	Dil Fac
Silver	5.0	U	5.0	2.2	ug/L		08/04/11 08:00	08/16/11 11:27	1
Arsenic	5.0	U	5.0	3.2	ug/L		08/04/11 08:00	08/16/11 11:27	1
Barium	6.8	J	10	0.67	ug/L		08/04/11 08:00	08/16/11 11:27	1
Calcium	22000		1000	130	ug/L		08/04/11 08:00	08/16/11 11:27	1
Cobalt	5.0	U	5.0	1.7	ug/L		08/04/11 08:00	08/16/11 11:27	1
Chromium	5.0	U	5.0	2.2	ug/L		08/04/11 08:00	08/16/11 11:27	1
Copper	5.0	U	5.0	4.5	ug/L		08/04/11 08:00	08/16/11 11:27	1
Potassium	2600	B	1000	72	ug/L		08/04/11 08:00	08/16/11 11:27	1
Magnesium	12000		1000	34	ug/L		08/04/11 08:00	08/16/11 11:27	1
Manganese	49		10	0.41	ug/L		08/04/11 08:00	08/16/11 11:27	1
Nickel	11		10	3.2	ug/L		08/04/11 08:00	08/16/11 11:27	1
Lead	3.0	U	3.0	1.9	ug/L		08/04/11 08:00	08/16/11 11:27	1
Selenium	5.0	U	5.0	4.1	ug/L		08/04/11 08:00	08/16/11 11:27	1
Vanadium	10	U	10	0.64	ug/L		08/04/11 08:00	08/16/11 11:27	1

Method: 6020 - Metals (ICP/MS) - Total Recoverable

Analyte	Result	Qualifier	RL	MDL	Unit	D	Prepared	Analyzed	Dil Fac
Aluminum	50	U	50	19	ug/L		08/04/11 08:00	08/23/11 11:31	1
Beryllium	1.0	U	1.0	0.20	ug/L		08/04/11 08:00	08/23/11 11:31	1
Cadmium	0.26	J	0.50	0.13	ug/L		08/04/11 08:00	08/23/11 11:31	1
Iron	50	U	50	26	ug/L		08/04/11 08:00	08/23/11 11:31	1
Antimony	2.0	U	2.0	0.13	ug/L		08/04/11 08:00	08/23/11 11:31	1
Thallium	0.14	J B	1.0	0.14	ug/L		08/04/11 08:00	08/23/11 11:31	1
Zinc	55		10	2.3	ug/L		08/04/11 08:00	08/23/11 11:31	1
Sodium	6900	B	1000	6.9	ug/L		08/04/11 08:00	08/23/11 11:31	1

Client Sample ID: FWGLL1mw-079C-1763-GF **Lab Sample ID: 240-2444-5**
Date Collected: 08/02/11 11:05 **Matrix: Water**
Date Received: 08/03/11 08:00

Method: 7470A - Mercury (CVAA)

Analyte	Result	Qualifier	RL	MDL	Unit	D	Prepared	Analyzed	Dil Fac
Mercury	0.20	U	0.20	0.12	ug/L		08/04/11 11:10	08/04/11 16:51	1

General Chemistry - Dissolved

Analyte	Result	Qualifier	RL	MDL	Unit	D	Prepared	Analyzed	Dil Fac
Hexavalent chromium	0.020	U	0.020	0.0020	mg/L			08/03/11 10:36	1

Client Sample ID: FWGLL1mw-063C-1809-GW **Lab Sample ID: 240-2444-6**
Date Collected: 08/02/11 12:50 **Matrix: Water**
Date Received: 08/03/11 08:00

Method: 8260B - Volatile Organic Compounds (GC/MS)

Analyte	Result	Qualifier	RL	MDL	Unit	D	Prepared	Analyzed	Dil Fac
1,1,1-Trichloroethane	1.0	U	1.0	0.22	ug/L			08/14/11 22:05	1
1,1,2,2-Tetrachloroethane	1.0	U	1.0	0.18	ug/L			08/14/11 22:05	1
1,1,2-Trichloroethane	1.0	U	1.0	0.27	ug/L			08/14/11 22:05	1
1,1-Dichloroethane	1.0	U	1.0	0.15	ug/L			08/14/11 22:05	1
1,1-Dichloroethene	1.0	U	1.0	0.19	ug/L			08/14/11 22:05	1
1,2-Dichloroethane	1.0	U	1.0	0.22	ug/L			08/14/11 22:05	1
1,2-Dichloroethene, Total	1.0	U	1.0	0.34	ug/L			08/14/11 22:05	1
1,2-Dichloropropane	1.0	U	1.0	0.18	ug/L			08/14/11 22:05	1
2-Hexanone	10	U	10	0.41	ug/L			08/14/11 22:05	1
Bromochloromethane	1.0	U	1.0	0.29	ug/L			08/14/11 22:05	1
Acetone	10	U	10	1.1	ug/L			08/14/11 22:05	1
Benzene	1.0	U	1.0	0.13	ug/L			08/14/11 22:05	1
Bromoform	1.0	U	1.0	0.64	ug/L			08/14/11 22:05	1
Bromomethane	1.0	U	1.0	0.41	ug/L			08/14/11 22:05	1
Carbon disulfide	1.0	U	1.0	0.13	ug/L			08/14/11 22:05	1
Carbon tetrachloride	1.0	U	1.0	0.13	ug/L			08/14/11 22:05	1
Chlorobenzene	1.0	U	1.0	0.15	ug/L			08/14/11 22:05	1
Chloroethane	1.0	U	1.0	0.29	ug/L			08/14/11 22:05	1
Chloroform	1.0	U	1.0	0.16	ug/L			08/14/11 22:05	1
Chloromethane	1.0	U	1.0	0.30	ug/L			08/14/11 22:05	1
cis-1,2-Dichloroethene	1.0	U	1.0	0.17	ug/L			08/14/11 22:05	1
cis-1,3-Dichloropropene	1.0	U	1.0	0.14	ug/L			08/14/11 22:05	1
Bromodichloromethane	1.0	U	1.0	0.15	ug/L			08/14/11 22:05	1
Ethylbenzene	1.0	U	1.0	0.17	ug/L			08/14/11 22:05	1
1,2-Dibromoethane	1.0	U	1.0	0.24	ug/L			08/14/11 22:05	1
m-Xylene & p-Xylene	2.0	U	2.0	0.24	ug/L			08/14/11 22:05	1
2-Butanone (MEK)	10	U	10	0.57	ug/L			08/14/11 22:05	1
4-Methyl-2-pentanone (MIBK)	10	U	10	0.32	ug/L			08/14/11 22:05	1
Methylene Chloride	2.0	U	2.0	0.33	ug/L			08/14/11 22:05	1
o-Xylene	1.0	U	1.0	0.14	ug/L			08/14/11 22:05	1
Styrene	1.0	U	1.0	0.11	ug/L			08/14/11 22:05	1
Tetrachloroethene	1.0	U	1.0	0.29	ug/L			08/14/11 22:05	1
Toluene	1.0	U	1.0	0.13	ug/L			08/14/11 22:05	1
trans-1,2-Dichloroethene	1.0	U	1.0	0.19	ug/L			08/14/11 22:05	1
trans-1,3-Dichloropropene	1.0	U	1.0	0.19	ug/L			08/14/11 22:05	1
Trichloroethene	1.0	U	1.0	0.17	ug/L			08/14/11 22:05	1
Vinyl chloride	1.0	U	1.0	0.22	ug/L			08/14/11 22:05	1
Xylenes, Total	2.0	U	2.0	0.28	ug/L			08/14/11 22:05	1

Client Sample ID: FWGLL1mw-063C-1809-GWi
Date Collected: 08/02/11 12:50 i
Date Received: 08/03/11 08:00 i

Lab Sample ID: 240-2444-6 i
Matr x: Water i

Method: 8260B - Volatile Organic Compounds (GC/MS) (Continued) i

Analytei	Resulti	Qualif er i	RLi	MDLi	Uniti	Di	Preparedi	Analyzedi	Dil Faci
Dibromochloromethanes	1.0s	Us	1.0s	0.18 s	ug/L s			08/14/11 22:05s	1s

Surrogatea	*% Recoverya*	*Qualifiera*	*Limitsa*	*Prepareda*	*Analyzeda*	*Dil Faca*
1,2-Dichloroethane-d4 (Surr)2	*962*		*50 - 1502*		*08/14/11 2 :052*	*12*
4-Bromofluorobenzene (Surr)2	*1042*		*50 - 1502*		*08/14/11 2 :052*	*12*
Toluene-d8 (Surr)2	*103 2*		*50 - 1502*		*08/14/11 2 :052*	*12*
Dibromofluoromethane (Surr)2	*992*		*50 - 1502*		*08/14/11 2 :052*	*12*

Method: 8270C - Semivolatile Organic Compounds (GC/MS) i

Analytei	Resulti	Qualif er i	RLi	MDLi	Uniti	Di	Preparedi	Analyzedi	Dil Faci
2,4-Dinitrotoluenes	5.1s	Us	5.1s	0.27 s	ug/L s		08/04/11 09:06 s	08/11/11 16:54s	1s
2,6-Dinitrotoluenes	5.1s	Us	5.1s	0.81s	ug/L s		08/04/11 09:06 s	08/11/11 16:54s	1s
Bis(2-ethylhexyl) phthalatei	**0.82 i**	**Ji**	10s	0.81s	ug/L s		08/04/11 09:06 s	08/11/11 16:54s	1s
Butyl benzyl phthalates	1.0s	Us	1.0s	0.81s	ug/L s		08/04/11 09:06 s	08/11/11 16:54s	1s
Diethyl phthalates	1.0s	Us	1.0s	0.61s	ug/L s		08/04/11 09:06 s	08/11/11 16:54s	1s
Dimethyl phthalates	1.0s	Us	1.0s	0.29 s	ug/L s		08/04/11 09:06 s	08/11/11 16:54s	1s
Di-n-butyl phthalates	1.0s	Us	1.0s	0.68 s	ug/L s		08/04/11 09:06 s	08/11/11 16:54s	1s
Di-n-octyl phthalates	1.0s	Us	1.0s	0.81s	ug/L s		08/04/11 09:06 s	08/11/11 16:54s	1s
Nitrobenzenes	1.0s	Us	1.0s	0.040s	ug/L s		08/04/11 09:06 s	08/11/11 16:54s	1s

Surrogatea	*% Recoverya*	*Qualifiera*	*Limitsa*	*Prepareda*	*Analyzeda*	*Dil Faca*
-Fluorobiphenyl (Surr)2	*502*		*502 1502*	*08/04/11 09:062*	*08/11/11 16:542*	*12*
-Fluorophenol (Surr)2	*512*		*502 1502*	*08/04/11 09:062*	*08/11/11 16:542*	*12*
,4,6-Tribromophenol (Surr)2	*442 X2*		*502 1502*	*08/04/11 09:062*	*08/11/11 16:542*	*12*
Nitrobenzene-d5 (Surr)2	*582*		*502 1502*	*08/04/11 09:062*	*08/11/11 16:542*	*12*
Phenol-d5 (Surr)2	*562*		*502 1502*	*08/04/11 09:062*	*08/11/11 16:542*	*12*
Terphenyl-d14 (Surr)2	*582*		*502 1502*	*08/04/11 09:062*	*08/11/11 16:542*	*12*

Method: 8081A - Organochlor ne Pestic des (GC) i

Analytei	Resulti	Qualif er i	RLi	MDLi	Uniti	Di	Preparedi	Analyzedi	Dil Faci
Aldrins	0.030s	Us	0.030s	0.0083 s	ug/L s		08/04/11 09:13 s	08/23/11 17:40s	1s
alpha-BHCs	0.030s	Us	0.030s	0.0071s	ug/L s		08/04/11 09:13 s	08/23/11 17:40s	1s
alpha-Chlordanes	0.030s	Us	0.030s	0.014s	ug/L s		08/04/11 09:13 s	08/23/11 17:40s	1s
beta-BHCs	0.030s	Us	0.030s	0.0085s	ug/L s		08/04/11 09:13 s	08/23/11 17:40s	1s
4,4'-DDD	0.030s	Us	0.030s	0.0097 s	ug/L s		08/04/11 09:13 s	08/23/11 17:40s	1s
4,4'-DDEs	0.030s	Us	0.030s	0.0098 s	ug/L s		08/04/11 09:13 s	08/23/11 17:40s	1s
4,4'-DDTs	0.030s	Us	0.030s	0.016 s	ug/L s		08/04/11 09:13 s	08/23/11 17:40s	1s
delta-BHCs	0.030s	Us	0.030s	0.0088 s	ug/L s		08/04/11 09:13 s	08/23/11 17:40s	1s
Dieldrins	0.030s	Us	0.030s	0.0076 s	ug/L s		08/04/11 09:13 s	08/23/11 17:40s	1s
Endosulfan Is	0.025s	Us	0.025s	0.013 s	ug/L s		08/04/11 09:13 s	08/23/11 17:40s	1s
Endosulfan IIs	0.025s	Us	0.025s	0.012s	ug/L s		08/04/11 09:13 s	08/23/11 17:40s	1s
Endosulfan sulfates	0.030s	Us	0.030s	0.011s	ug/L s		08/04/11 09:13 s	08/23/11 17:40s	1s
Endrins	0.030s	Us	0.030s	0.011s	ug/L s		08/04/11 09:13 s	08/23/11 17:40s	1s
Endrin aldehydes	0.030s	Us	0.030s	0.011s	ug/L s		08/04/11 09:13 s	08/23/11 17:40s	1s
Endrin ketones	0.030s	Us	0.030s	0.0079 s	ug/L s		08/04/11 09:13 s	08/23/11 17:40s	1s
gamma-BHC (Lindane)s	0.030s	Us	0.030s	0.0065s	ug/L s		08/04/11 09:13 s	08/23/11 17:40s	1s
gamma-Chlordanes	0.030s	Us	0.030s	0.012s	ug/L s		08/04/11 09:13 s	08/23/11 17:40s	1s
Heptachlors	0.030s	Us	0.030s	0.0081s	ug/L s		08/04/11 09:13 s	08/23/11 17:40s	1s
Heptachlor epoxides	0.030s	Us	0.030s	0.0072s	ug/L s		08/04/11 09:13 s	08/23/11 17:40s	1s
Methoxychlors	0.10s	Us	0.10s	0.032s	ug/L s		08/04/11 09:13 s	08/23/11 17:40s	1s
Toxaphenes	2.0s	Us	2.0s	0.32s	ug/L s		08/04/11 09:13 s	08/23/11 17:40s	1s

Client Sample ID: FWGLL1mw-063C-1809-GWi

Date Collected: 08/02/11 12:50 i
Date Received: 08/03/11 08:00 i

Lab Sample ID: 240-2444-6 i

Matr x: Water i

Surrogatea	% Recoverya	Qualifiera	Limitsa	Prepareda	Analyzeda	Dil Faca
DCB Decachlorobiphenyl2	642		50 - 1502	08/04/11 09:13 2	08/23/11 17:402	12
DCB Decachlorobiphenyl2	62		50 - 1502	08/04/11 09:13 2	08/23/11 17:402	12
Tetrachloro-m-xylene2	87 2		50 - 1502	08/04/11 09:13 2	08/23/11 17:402	12
Tetrachloro-m-xylene2	842		50 - 1502	08/04/11 09:13 2	08/23/11 17:402	12

Method: 8330 (Modif ed) - Organic Compounds by UV/HPLC - Dissolved i

Analytei	Resulti	Qualif er i	RLi	MDLi	Uniti	Di	Preparedi	Analyzedi	Dil Faci
Nitroguanidines	20s	Us	20s	2.4s	ug/L s		08/10/11 10:00s	08/10/11 21:24s	1s

Method: 8330/8330A - Nitroaromatics & Nitramines: Explosives (8330/A) i

Analytei	Resulti	Qualif er i	RLi	MDLi	Uniti	Di	Preparedi	Analyzedi	Dil Faci
1,3,5-Tr nitrobenzenei	0.097 i	Ji	0.10s	0.031s	ug/L s		08/09/11 09:00s	08/12/11 18:02s	1.04s
1,3-Dinitrobenzenei	0.085 i	Ji	0.10s	0.052s	ug/L s		08/09/11 09:00s	08/12/11 18:02s	1.04s
2-Amino-4,6-d initrotoluenei	1.6 i		0.10s	0.10s	ug/L s		08/09/11 09:00s	08/12/11 18:02s	1.04s
2,4,6-Tr nitrotoluenei	0.59 i		0.10s	0.052s	ug/L s		08/09/11 09:00s	08/12/11 18:02s	1.04s
2,4-Dinitrotoluenei	0.21 i		0.10s	0.052s	ug/L s		08/09/11 09:00s	08/12/11 18:02s	1.04s
2,6-Dinitrotoluenei	0.64 i		0.10s	0.052s	ug/L s		08/09/11 09:00s	08/12/11 18:02s	1.04s
2-Nitrotoluenes	0.52s	Us	0.52s	0.092s	ug/L s		08/09/11 09:00s	08/12/11 18:02s	1.04s
3-Nitrotoluenes	0.52s	Us	0.52s	0.059 s	ug/L s		08/09/11 09:00s	08/12/11 18:02s	1.04s
4-Amino-2,6-d initrotoluenei	6.3 i		0.10s	0.052s	ug/L s		08/09/11 09:00s	08/12/11 18:02s	1.04s
4-Nitrotoluenes	0.52s	Us	0.52s	0.092s	ug/L s		08/09/11 09:00s	08/12/11 18:02s	1.04s
HMXi	2.3 i		0.10s	0.037 s	ug/L s		08/09/11 09:00s	08/12/11 18:02s	1.04s
Nitrobenzenes	0.10s	Us	0.10s	0.052s	ug/L s		08/09/11 09:00s	08/12/11 18:02s	1.04s
Nitroglycerins	0.68 s	Us	0.68 s	0.34s	ug/L s		08/09/11 09:00s	08/12/11 18:02s	1.04s
RDXi	0.17 i		0.10s	0.037 s	ug/L s		08/09/11 09:00s	08/12/11 18:02s	1.04s
PETNs	0.68 s	Us	0.68 s	0.31s	ug/L s		08/09/11 09:00s	08/12/11 18:02s	1.04s
Tetryls	0.10s	Us	0.10s	0.052s	ug/L s		08/09/11 09:00s	08/12/11 18:02s	1.04s

Surrogatea	% Recoverya	Qualifiera	Limitsa	Prepareda	Analyzeda	Dil Faca
3,4-Dinitrotoluene2	962		50 - 1502	08/09/11 09:002	08/12/11 18:02	1.042

General Chemistry i

Analytei	Resulti	Qualif er i	RLi	MDLi	Uniti	Di	Preparedi	Analyzedi	Dil Faci
Nitrocelluloses	2.0s	Us	2.0s	0.48 s	mg/L s		08/11/11 08:00s	08/17/11 12:39 s	1s

Client Sample ID: FWGLL1mw-063C-1809-GFi

Date Collected: 08/02/11 12:50 i
Date Received: 08/03/11 08:00 i

Lab Sample ID: 240-2444-7 i

Matr x: Water i

Method: 6010B - Metals (ICP) - Total Recoverablei

Analytei	Resulti	Qualif er i	RLi	MDLi	Uniti	Di	Preparedi	Analyzedi	Dil Faci
Silvers	5.0s	Us	5.0s	2.2s	ug/L s		08/04/11 08:00s	08/16/11 16:28 s	1s
Arsenics	5.0s	Us	5.0s	3.2s	ug/L s		08/04/11 08:00s	08/16/11 16:28 s	1s
Bar umi	17 i		10s	0.67 s	ug/L s		08/04/11 08:00s	08/16/11 16:28 s	1s
Calc umi	2000 i		1000s	130s	ug/L s		08/04/11 08:00s	08/16/11 16:28 s	1s
Cobalti	3.2 i	Ji	5.0s	1.7 s	ug/L s		08/04/11 08:00s	08/16/11 16:28 s	1s
Chromiums	5.0s	Us	5.0s	2.2s	ug/L s		08/04/11 08:00s	08/16/11 16:28 s	1s
Coppers	5.0s	Us	5.0s	4.5s	ug/L s		08/04/11 08:00s	08/16/11 16:28 s	1s
Potassiumi	1000 i	Bi	1000s	72s	ug/L s		08/04/11 08:00s	08/16/11 16:28 s	1s
Magnesiumi	2200 i		1000s	34s	ug/L s		08/04/11 08:00s	08/16/11 16:28 s	1s
Manganesei	170 i		10s	0.41s	ug/L s		08/04/11 08:00s	08/16/11 16:28 s	1s

Client Sample ID: FWGLL1mw-063C-1809-GF i

Date Collected: 08/02/11 12:50 i
Date Received: 08/03/11 08:00 i

Lab Sample ID: 240-2444-7 i
Matr x: Water i

Method: 6010B - Metals (ICP) - Total Recoverable (Continued) i

Analytei	Resulti	Qualif er i	RLi	MDLi	Uniti	Di	Preparedi	Analyzedi	Dil Faci
Nickeli	15 i		10s	3.2s	ug/L s		08/04/11 08:00s	08/16/11 16:28 s	1s
Lead s	3.0s	Us	3.0s	1.9 s	ug/L s		08/04/11 08:00s	08/16/11 16:28 s	1s
Seleniums	5.0s	Us	5.0s	4.1s	ug/L s		08/04/11 08:00s	08/16/11 16:28 s	1s
Vanadiums	10s	Us	10s	0.64s	ug/L s		08/04/11 08:00s	08/16/11 16:28 s	1s

Method: 6020 - Metals (ICP/MS) - Total Recoverablei

Analytei	Resulti	Qualif er i	RLi	MDLi	Uniti	Di	Preparedi	Analyzedi	Dil Faci
Aluminumi	160 i		50s	19 s	ug/L s		08/04/11 08:00s	08/23/11 11:37 s	1s
Berylliums	1.0s	Us	1.0s	0.20s	ug/L s		08/04/11 08:00s	08/23/11 11:37 s	1s
Cadmiums	0.50s	Us	0.50s	0.13 s	ug/L s		08/04/11 08:00s	08/23/11 11:37 s	1s
Ironi	30 i	Ji	50s	26 s	ug/L s		08/04/11 08:00s	08/23/11 11:37 s	1s
Antimonys	2.0s	Us	2.0s	0.13 s	ug/L s		08/04/11 08:00s	08/23/11 11:37 s	1s
Thalliumi	0.25 i	J Bi	1.0s	0.14s	ug/L s		08/04/11 08:00s	08/23/11 11:37 s	1s
Z nc i	20 i		10s	2.3 s	ug/L s		08/04/11 08:00s	08/23/11 11:37 s	1s
Sod iumi	6500 i	Bi	1000s	6.9 s	ug/L s		08/04/11 08:00s	08/23/11 11:37 s	1s

Method: 7470A - Mercury (CVAA) i

Analytei	Resulti	Qualif er i	RLi	MDLi	Uniti	Di	Preparedi	Analyzedi	Dil Faci
Mercurys	0.20s	Us	0.20s	0.12s	ug/L s		08/04/11 11:10s	08/04/11 16:52s	1s

General Chemistry - Dissolved i

Analytei	Resulti	Qualif er i	RLi	MDLi	Uniti	Di	Preparedi	Analyzedi	Dil Faci
Hexavalent chromiums	0.020s	Us	0.020s	0.0020s	mg/L s			08/03/11 10:36 s	1s

Client Sample ID: FWGLL12mw-185C-1787-GWi

Date Collected: 08/02/11 14:55 i
Date Received: 08/03/11 08:00 i

Lab Sample ID: 240-2444-8 i
Matr x: Water i

Method: 8260B - Volatile Organic Compounds (GC/MS) i

Analytei	Resulti	Qualif er i	RLi	MDLi	Uniti	Di	Preparedi	Analyzedi	Dil Faci
1,1,1-Trichloroethanes	1.0s	Us	1.0s	0.22s	ug/L s			08/14/11 22:27 s	1s
1,1,2,2-Tetrachloroethanes	1.0s	Us	1.0s	0.18 s	ug/L s			08/14/11 22:27 s	1s
1,1,2-Trichloroethanes	1.0s	Us	1.0s	0.27 s	ug/L s			08/14/11 22:27 s	1s
1,1-Dichloroethanes	1.0s	Us	1.0s	0.15s	ug/L s			08/14/11 22:27 s	1s
1,1-Dichloroethenes	1.0s	Us	1.0s	0.19 s	ug/L s			08/14/11 22:27 s	1s
1,2-Dichloroethanes	1.0s	Us	1.0s	0.22s	ug/L s			08/14/11 22:27 s	1s
1,2-Dichloroethene, Totals	1.0s	Us	1.0s	0.34s	ug/L s			08/14/11 22:27 s	1s
1,2-Dichloropropanes	1.0s	Us	1.0s	0.18 s	ug/L s			08/14/11 22:27 s	1s
2-Hexanones	10s	Us	10s	0.41s	ug/L s			08/14/11 22:27 s	1s
Bromochloromethanes	1.0s	Us	1.0s	0.29 s	ug/L s			08/14/11 22:27 s	1s
Acetonei	1.1 i	Ji	10s	1.1s	ug/L s			08/14/11 22:27 s	1s
Benzenes	1.0s	Us	1.0s	0.13 s	ug/L s			08/14/11 22:27 s	1s
Bromoforms	1.0s	Us	1.0s	0.64s	ug/L s			08/14/11 22:27 s	1s
Bromomethanes	1.0s	Us	1.0s	0.41s	ug/L s			08/14/11 22:27 s	1s
Carbon disulfides	1.0s	Us	1.0s	0.13 s	ug/L s			08/14/11 22:27 s	1s
Carbon tetrachlorides	1.0s	Us	1.0s	0.13 s	ug/L s			08/14/11 22:27 s	1s
Chlorobenzenes	1.0s	Us	1.0s	0.15s	ug/L s			08/14/11 22:27 s	1s
Chloroethanes	1.0s	Us	1.0s	0.29 s	ug/L s			08/14/11 22:27 s	1s
Chloroforms	1.0s	Us	1.0s	0.16 s	ug/L s			08/14/11 22:27 s	1s
Chloromethanes	1.0s	Us	1.0s	0.30s	ug/L s			08/14/11 22:27 s	1s

Client Sample ID: FWGLL12mw-185C-1787-GWi
Date Collected: 08/02/11 14:55 i
Date Received: 08/03/11 08:00 i

Lab Sample ID: 240-2444-8 i
Matr x: Water i

Method: 8260B - Volatile Organic Compounds (GC/MS) (Continued) i

Analytei	Resulti	Qualif er i	RL i	MDL i	Uniti	Di	Prepared i	Analyzed i	Dil Fac i
cis-1,2-Dichloroethenes	1.0s	Us	1.0s	0.17 s	ug/L s			08/14/11 22:27 s	1s
cis-1,3-Dichloropropenes	1.0s	Us	1.0s	0.14s	ug/L s			08/14/11 22:27 s	1s
Bromodichloromethanes	1.0s	Us	1.0s	0.15s	ug/L s			08/14/11 22:27 s	1s
Ethylbenzenes	1.0s	Us	1.0s	0.17 s	ug/L s			08/14/11 22:27 s	1s
1,2-Dibromoethanes	1.0s	Us	1.0s	0.24s	ug/L s			08/14/11 22:27 s	1s
m-Xylene & p-Xylenes	2.0s	Us	2.0s	0.24s	ug/L s			08/14/11 22:27 s	1s
2-Butanone (MEK)s	10s	Us	10s	0.57 s	ug/L s			08/14/11 22:27 s	1s
4-Methyl-2-pentanone (MIBK)s	10s	Us	10s	0.32s	ug/L s			08/14/11 22:27 s	1s
Methylene Chlorides	2.0s	Us	2.0s	0.33 s	ug/L s			08/14/11 22:27 s	1s
o-Xylenes	1.0s	Us	1.0s	0.14s	ug/L s			08/14/11 22:27 s	1s
Styrenes	1.0s	Us	1.0s	0.11s	ug/L s			08/14/11 22:27 s	1s
Tetrachloroethenes	1.0s	Us	1.0s	0.29 s	ug/L s			08/14/11 22:27 s	1s
Toluenes	1.0s	Us	1.0s	0.13 s	ug/L s			08/14/11 22:27 s	1s
trans-1,2-Dichloroethenes	1.0s	Us	1.0s	0.19 s	ug/L s			08/14/11 22:27 s	1s
trans-1,3-Dichloropropenes	1.0s	Us	1.0s	0.19 s	ug/L s			08/14/11 22:27 s	1s
Trichloroethenes	1.0s	Us	1.0s	0.17 s	ug/L s			08/14/11 22:27 s	1s
Vinyl chlorides	1.0s	Us	1.0s	0.22s	ug/L s			08/14/11 22:27 s	1s
Xylenes, Totals	2.0s	Us	2.0s	0.28 s	ug/L s			08/14/11 22:27 s	1s
Dibromochloromethanes	1.0s	Us	1.0s	0.18 s	ug/L s			08/14/11 22:27 s	1s

Surrogatea	*% Recoverya*	*Qualifiera*	*Limitsa*	*Prepareda*	*Analyzeda*	*Dil Faca*
1,2-Dichloroethane-d4 (Surr)2	*952*		*50 - 1502*		*08/14/11 2 :27 2*	*12*
4-Bromofluorobenzene (Surr)2	*1012*		*50 - 1502*		*08/14/11 2 :27 2*	*12*
Toluene-d8 (Surr)2	*1042*		*50 - 1502*		*08/14/11 2 :27 2*	*12*
Dibromofluoromethane (Surr)2	*962*		*50 - 1502*		*08/14/11 2 :27 2*	*12*

Method: 8270C - Semivolatile Organic Compounds (GC/MS) i

Analytei	Resulti	Qualif er i	RL i	MDL i	Uniti	Di	Prepared i	Analyzed i	Dil Fac i
2,2'-oxybis[1-chloropropane] s	0.99 s	Us	0.99 s	0.40s	ug/L s		08/04/11 09:06 s	08/10/11 14:24s	1s
2,4,5-Trichlorophenols	5.0s	Us	5.0s	0.30s	ug/L s		08/04/11 09:06 s	08/10/11 14:24s	1s
2,4,6-Trichlorophenols	5.0s	Us	5.0s	0.79 s	ug/L s		08/04/11 09:06 s	08/10/11 14:24s	1s
2,4-Dichlorophenols	2.0s	Us	2.0s	0.79 s	ug/L s		08/04/11 09:06 s	08/10/11 14:24s	1s
2,4-Dimethylphenols	2.0s	Us	2.0s	0.79 s	ug/L s		08/04/11 09:06 s	08/10/11 14:24s	1s
2,4-Dinitrophenols	5.0s	Us	5.0s	2.4s	ug/L s		08/04/11 09:06 s	08/10/11 14:24s	1s
2,4-Dinitrotoluenes	5.0s	Us	5.0s	0.27 s	ug/L s		08/04/11 09:06 s	08/10/11 14:24s	1s
2,6-Dinitrotoluenes	5.0s	Us	5.0s	0.79 s	ug/L s		08/04/11 09:06 s	08/10/11 14:24s	1s
2-Chloronaphthalenes	0.99 s	Us	0.99 s	0.099 s	ug/L s		08/04/11 09:06 s	08/10/11 14:24s	1s
2-Chlorophenols	0.99 s	Us	0.99 s	0.29 s	ug/L s		08/04/11 09:06 s	08/10/11 14:24s	1s
Benzoic acid s	9.9 s	U * s	9.9 s	9.9 s	ug/L s		08/04/11 09:06 s	08/10/11 14:24s	1s
2-Methylnaphthalenes	0.20s	Us	0.20s	0.099 s	ug/L s		08/04/11 09:06 s	08/10/11 14:24s	1s
2-Methylphenols	0.99 s	Us	0.99 s	0.79 s	ug/L s		08/04/11 09:06 s	08/10/11 14:24s	1s
2-Nitroanilines	2.0s	Us	2.0s	0.79 s	ug/L s		08/04/11 09:06 s	08/10/11 14:24s	1s
Benzyl alcoholi	**4.4 i**	**Ji**	5.0s	0.38 s	ug/L s		08/04/11 09:06 s	08/10/11 14:24s	1s
2-Nitrophenols	2.0s	Us	2.0s	0.28 s	ug/L s		08/04/11 09:06 s	08/10/11 14:24s	1s
3,3'-Dichlorobenzidines	5.0s	Us	5.0s	0.37 s	ug/L s		08/04/11 09:06 s	08/10/11 14:24s	1s
3-Nitroanilines	2.0s	Us	2.0s	0.28 s	ug/L s		08/04/11 09:06 s	08/10/11 14:24s	1s
4,6-Dinitro-2-methylphenols	5.0s	Us	5.0s	2.4s	ug/L s		08/04/11 09:06 s	08/10/11 14:24s	1s
4-Bromophenyl phenyl ethers	2.0s	Us	2.0s	0.79 s	ug/L s		08/04/11 09:06 s	08/10/11 14:24s	1s
4-Chloro-3-methylphenols	2.0s	Us	2.0s	0.79 s	ug/L s		08/04/11 09:06 s	08/10/11 14:24s	1s
4-Chloroanilines	2.0s	Us	2.0s	0.79 s	ug/L s		08/04/11 09:06 s	08/10/11 14:24s	1s
4-Chlorophenyl phenyl ethers	2.0s	Us	2.0s	0.30s	ug/L s		08/04/11 09:06 s	08/10/11 14:24s	1s

Client Sample ID: FWGLL12mw-185C-1787-GWi
Date Collected: 08/02/11 14:55 i
Date Received: 08/03/11 08:00 i

Lab Sample ID: 240-2444-8 i
Matr x: Water i

Method: 8270C - Semivolatile Organic Compounds (GC/MS) (Continued) i

Analytei	Resulti	Qualif er i	RL i	MDL i	Uniti	Di	Prepared i	Analyzed i	Dil Fac i
4-Nitroanilines	2.0s	Us	2.0s	0.79 s	ug/L s		08/04/11 09:06 s	08/10/11 14:24s	1s
4-Nitrophenols	5.0s	Us	5.0s	2.4s	ug/L s		08/04/11 09:06 s	08/10/11 14:24s	1s
Acenaphthenes	0.20s	Us	0.20s	0.099 s	ug/L s		08/04/11 09:06 s	08/10/11 14:24s	1s
Acenaphthylenes	0.20s	Us	0.20s	0.099 s	ug/L s		08/04/11 09:06 s	08/10/11 14:24s	1s
Anthracenes	0.20s	Us	0.20s	0.099 s	ug/L s		08/04/11 09:06 s	08/10/11 14:24s	1s
Benzo[a]anthracenes	0.20s	Us	0.20s	0.099 s	ug/L s		08/04/11 09:06 s	08/10/11 14:24s	1s
Benzo[a]pyrenes	0.20s	Us	0.20s	0.099 s	ug/L s		08/04/11 09:06 s	08/10/11 14:24s	1s
Benzo[b]fluoranthenes	0.20s	Us	0.20s	0.099 s	ug/L s		08/04/11 09:06 s	08/10/11 14:24s	1s
Benzo[g,h,i]perylenes	0.20s	Us	0.20s	0.099 s	ug/L s		08/04/11 09:06 s	08/10/11 14:24s	1s
Benzo[k]fluoranthenes	0.20s	Us	0.20s	0.099 s	ug/L s		08/04/11 09:06 s	08/10/11 14:24s	1s
Bis(2-chloroethoxy)methanes	0.99 s	Us	0.99 s	0.32s	ug/L s		08/04/11 09:06 s	08/10/11 14:24s	1s
Bis(2-chloroethyl)ethers	0.99 s	Us	0.99 s	0.099 s	ug/L s		08/04/11 09:06 s	08/10/11 14:24s	1s
Bis(2-ethylhexyl) phthalates	9.9 s	Us	9.9 s	0.79 s	ug/L s		08/04/11 09:06 s	08/10/11 14:24s	1s
Butyl benzyl phthalates	0.99 s	Us	0.99 s	0.79 s	ug/L s		08/04/11 09:06 s	08/10/11 14:24s	1s
Carbazoles	0.99 s	Us	0.99 s	0.28 s	ug/L s		08/04/11 09:06 s	08/10/11 14:24s	1s
1,2-Dichlorobenzenes	0.99 s	Us	0.99 s	0.29 s	ug/L s		08/04/11 09:06 s	08/10/11 14:24s	1s
Chrysenes	0.20s	Us	0.20s	0.099 s	ug/L s		08/04/11 09:06 s	08/10/11 14:24s	1s
1,3-Dichlorobenzenes	0.99 s	Us	0.99 s	0.79 s	ug/L s		08/04/11 09:06 s	08/10/11 14:24s	1s
Dibenz(a,h)anthracenes	0.20s	Us	0.20s	0.099 s	ug/L s		08/04/11 09:06 s	08/10/11 14:24s	1s
1,4-Dichlorobenzenes	0.99 s	Us	0.99 s	0.34s	ug/L s		08/04/11 09:06 s	08/10/11 14:24s	1s
Dibenzofurans	0.99 s	Us	0.99 s	0.099 s	ug/L s		08/04/11 09:06 s	08/10/11 14:24s	1s
Diethyl phthalates	0.99 s	Us	0.99 s	0.59 s	ug/L s		08/04/11 09:06 s	08/10/11 14:24s	1s
Dimethyl phthalates	0.99 s	Us	0.99 s	0.29 s	ug/L s		08/04/11 09:06 s	08/10/11 14:24s	1s
Di-n-butyl phthalates	0.99 s	Us	0.99 s	0.66 s	ug/L s		08/04/11 09:06 s	08/10/11 14:24s	1s
Di-n-octyl phthalates	0.99 s	Us	0.99 s	0.79 s	ug/L s		08/04/11 09:06 s	08/10/11 14:24s	1s
Fluoranthenes	0.20s	Us	0.20s	0.099 s	ug/L s		08/04/11 09:06 s	08/10/11 14:24s	1s
Fluorenes	0.20s	Us	0.20s	0.099 s	ug/L s		08/04/11 09:06 s	08/10/11 14:24s	1s
Hexachlorobenzenes	0.20s	Us	0.20s	0.099 s	ug/L s		08/04/11 09:06 s	08/10/11 14:24s	1s
Hexachlorobutadienes	0.99 s	Us	0.99 s	0.27 s	ug/L s		08/04/11 09:06 s	08/10/11 14:24s	1s
Hexachlorocyclopentadienes	9.9 s	Us	9.9 s	0.79 s	ug/L s		08/04/11 09:06 s	08/10/11 14:24s	1s
Hexachloroethanes	0.99 s	Us	0.99 s	0.79 s	ug/L s		08/04/11 09:06 s	08/10/11 14:24s	1s
Indeno[1,2,3-cd]pyrenes	0.20s	Us	0.20s	0.099 s	ug/L s		08/04/11 09:06 s	08/10/11 14:24s	1s
Isophorones	0.99 s	Us	0.99 s	0.27 s	ug/L s		08/04/11 09:06 s	08/10/11 14:24s	1s
Naphthalenes	0.20s	Us	0.20s	0.099 s	ug/L s		08/04/11 09:06 s	08/10/11 14:24s	1s
Nitrobenzenes	0.99 s	Us	0.99 s	0.040s	ug/L s		08/04/11 09:06 s	08/10/11 14:24s	1s
N-Nitrosodi-n-propylamines	0.99 s	Us	0.99 s	0.79 s	ug/L s		08/04/11 09:06 s	08/10/11 14:24s	1s
N-Nitrosodiphenylamines	0.99 s	Us	0.99 s	0.31s	ug/L s		08/04/11 09:06 s	08/10/11 14:24s	1s
Pentachlorophenols	5.0s	Us	5.0s	2.4s	ug/L s		08/04/11 09:06 s	08/10/11 14:24s	1s
Phenols	0.99 s	Us	0.99 s	0.59 s	ug/L s		08/04/11 09:06 s	08/10/11 14:24s	1s
Phenanthrenes	0.20s	Us	0.20s	0.099 s	ug/L s		08/04/11 09:06 s	08/10/11 14:24s	1s
Pyrenes	0.20s	Us	0.20s	0.099 s	ug/L s		08/04/11 09:06 s	08/10/11 14:24s	1s
3 & 4 Methylphenols	0.99 s	Us	0.99 s	0.74s	ug/L s		08/04/11 09:06 s	08/10/11 14:24s	1s
1,2,4-Trichlorobenzenes	0.99 s	Us	0.99 s	0.28 s	ug/L s		08/04/11 09:06 s	08/10/11 14:24s	1s

Surrogatea	*% Recoverya*	*Qualifiera*	*Limitsa*	*Prepareda*	*Analyzeda*	*Dil Faca*
-Fluorobiphenyl (Surr)2	*562*		*50 - 1502*	*08/04/11 09:062*	*08/10/11 14:242*	*12*
-Fluorophenol (Surr)2	*62*		*50 - 1502*	*08/04/11 09:062*	*08/10/11 14:242*	*12*
,4,6-Tribromophenol (Surr)2	*602*		*50 - 1502*	*08/04/11 09:062*	*08/10/11 14:242*	*12*
Nitrobenzene-d5 (Surr)2	*612*		*50 - 1502*	*08/04/11 09:062*	*08/10/11 14:242*	*12*
Phenol-d5 (Surr)2	*62*		*50 - 1502*	*08/04/11 09:062*	*08/10/11 14:242*	*12*

Client Sample ID: FWGLL12mw-185C-1787-GW
Date Collected: 08/02/11 14:55
Date Received: 08/03/11 08:00

Lab Sample ID: 240-2444-8
Matrix: Water

Method: 8270C - Semivolatile Organic Compounds (GC/MS) (Continued)

Surrogate	% Recovery	Qualifier	Limits	Prepared	Analyzed	Dil Fac
Terphenyl-d14 (Surr)	62		50 - 150	08/04/11 09:06	08/10/11 14:24	1

Method: 8081A - Organochlorine Pesticides (GC)

Analyte	Result	Qualifier	RL	MDL	Unit	D	Prepared	Analyzed	Dil Fac
Aldrin	0.029	U	0.029	0.0078	ug/L		08/04/11 09:13	08/23/11 18:05	1
alpha-BHC	0.029	U	0.029	0.0067	ug/L		08/04/11 09:13	08/23/11 18:05	1
alpha-Chlordane	0.029	U	0.029	0.013	ug/L		08/04/11 09:13	08/23/11 18:05	1
beta-BHC	0.029	U	0.029	0.0080	ug/L		08/04/11 09:13	08/23/11 18:05	1
4,4'-DDD	0.029	U	0.029	0.0091	ug/L		08/04/11 09:13	08/23/11 18:05	1
4,4'-DDE	0.029	U	0.029	0.0092	ug/L		08/04/11 09:13	08/23/11 18:05	1
4,4'-DDT	0.029	U	0.029	0.015	ug/L		08/04/11 09:13	08/23/11 18:05	1
delta-BHC	0.029	U	0.029	0.0083	ug/L		08/04/11 09:13	08/23/11 18:05	1
Dieldrin	0.029	U	0.029	0.0071	ug/L		08/04/11 09:13	08/23/11 18:05	1
Endosulfan I	0.024	U	0.024	0.012	ug/L		08/04/11 09:13	08/23/11 18:05	1
Endosulfan II	0.024	U	0.024	0.011	ug/L		08/04/11 09:13	08/23/11 18:05	1
Endosulfan sulfate	0.029	U	0.029	0.010	ug/L		08/04/11 09:13	08/23/11 18:05	1
Endrin	0.029	U	0.029	0.010	ug/L		08/04/11 09:13	08/23/11 18:05	1
Endrin aldehyde	0.029	U	0.029	0.010	ug/L		08/04/11 09:13	08/23/11 18:05	1
Endrin ketone	0.029	U	0.029	0.0074	ug/L		08/04/11 09:13	08/23/11 18:05	1
gamma-BHC (Lindane)	0.029	U	0.029	0.0061	ug/L		08/04/11 09:13	08/23/11 18:05	1
gamma-Chlordane	0.029	U	0.029	0.011	ug/L		08/04/11 09:13	08/23/11 18:05	1
Heptachlor	0.029	U	0.029	0.0076	ug/L		08/04/11 09:13	08/23/11 18:05	1
Heptachlor epoxide	0.029	U	0.029	0.0068	ug/L		08/04/11 09:13	08/23/11 18:05	1
Methoxychlor	0.095	U	0.095	0.030	ug/L		08/04/11 09:13	08/23/11 18:05	1
Toxaphene	1.9	U	1.9	0.30	ug/L		08/04/11 09:13	08/23/11 18:05	1

Surrogate	% Recovery	Qualifier	Limits	Prepared	Analyzed	Dil Fac
DCB Decachlorobiphenyl	43	X	50 - 150	08/04/11 09:13	08/23/11 18:05	1
DCB Decachlorobiphenyl	44	X	50 - 150	08/04/11 09:13	08/23/11 18:05	1
Tetrachloro-m-xylene	86		50 - 150	08/04/11 09:13	08/23/11 18:05	1
Tetrachloro-m-xylene	84		50 - 150	08/04/11 09:13	08/23/11 18:05	1

Method: 8082 - Polychlorinated Biphenyls (PCBs) by Gas Chromatography

Analyte	Result	Qualifier	RL	MDL	Unit	D	Prepared	Analyzed	Dil Fac
Aroclor-1016	0.48	U	0.48	0.16	ug/L		08/04/11 09:18	08/17/11 18:45	1
Aroclor-1221	0.48	U	0.48	0.12	ug/L		08/04/11 09:18	08/17/11 18:45	1
Aroclor-1232	0.48	U	0.48	0.15	ug/L		08/04/11 09:18	08/17/11 18:45	1
Aroclor-1242	0.48	U	0.48	0.21	ug/L		08/04/11 09:18	08/17/11 18:45	1
Aroclor-1248	0.48	U	0.48	0.095	ug/L		08/04/11 09:18	08/17/11 18:45	1
Aroclor-1254	0.48	U	0.48	0.15	ug/L		08/04/11 09:18	08/17/11 18:45	1
Aroclor-1260	0.48	U	0.48	0.16	ug/L		08/04/11 09:18	08/17/11 18:45	1

Surrogate	% Recovery	Qualifier	Limits	Prepared	Analyzed	Dil Fac
Tetrachloro-m-xylene	103		50 - 150	08/04/11 09:18	08/17/11 18:45	1
Tetrachloro-m-xylene	126		50 - 150	08/04/11 09:18	08/17/11 18:45	1
DCB Decachlorobiphenyl	52		50 - 150	08/04/11 09:18	08/17/11 18:45	1
DCB Decachlorobiphenyl	392	X	50 - 150	08/04/11 09:18	08/17/11 18:45	1

Method: 8330 (Modified) - Organic Compounds by UV/HPLC - Dissolved

Analyte	Result	Qualifier	RL	MDL	Unit	D	Prepared	Analyzed	Dil Fac
Nitroguanidine	20	U	20	2.4	ug/L		08/10/11 10:00	08/10/11 21:38	1

Client Sample ID: FWGLL12mw-185C-1787-GWi

Date Collected: 08/02/11 14:55 i
Date Received: 08/03/11 08:00 i

Lab Sample ID: 240-2444-8 i
Matr x: Water i

Method: 8330/8330A - Nitroaromatics & Nitramines: Explosives (8330/A) i

Analytei	Resulti	Qualif er i	RLi	MDLi	Uniti	Di	Preparedi	Analyzedi	Dil Faci
1,3,5-Trinitrobenzenes	0.10s	Us	0.10s	0.030s	ug/L s		08/09/11 09:00s	08/12/11 18:42s	1s
1,3-Dinitrobenzenes	0.10s	Us	0.10s	0.050s	ug/L s		08/09/11 09:00s	08/12/11 18:42s	1s
2-Amino-4,6-dinitrotoluenes	0.10s	Us	0.10s	0.10s	ug/L s		08/09/11 09:00s	08/12/11 18:42s	1s
2,4,6-Trinitrotoluenes	0.10s	Us	0.10s	0.050s	ug/L s		08/09/11 09:00s	08/12/11 18:42s	1s
2,4-Dinitrotoluenes	0.10s	Us	0.10s	0.050s	ug/L s		08/09/11 09:00s	08/12/11 18:42s	1s
2,6-Dinitrotoluenes	0.10s	Us	0.10s	0.050s	ug/L s		08/09/11 09:00s	08/12/11 18:42s	1s
2-Nitrotoluenes	0.50s	Us	0.50s	0.088 s	ug/L s		08/09/11 09:00s	08/12/11 18:42s	1s
3-Nitrotoluenes	0.50s	Us	0.50s	0.057 s	ug/L s		08/09/11 09:00s	08/12/11 18:42s	1s
4-Amino-2,6-dinitrotoluenes	0.10s	Us	0.10s	0.050s	ug/L s		08/09/11 09:00s	08/12/11 18:42s	1s
4-Nitrotoluenes	0.50s	Us	0.50s	0.088 s	ug/L s		08/09/11 09:00s	08/12/11 18:42s	1s
HMXs	0.10s	Us	0.10s	0.036 s	ug/L s		08/09/11 09:00s	08/12/11 18:42s	1s
Nitrobenzenes	0.10s	Us	0.10s	0.050s	ug/L s		08/09/11 09:00s	08/12/11 18:42s	1s
Nitroglycerins	0.65s	Us	0.65s	0.33 s	ug/L s		08/09/11 09:00s	08/12/11 18:42s	1s
RDXs	0.10s	Us	0.10s	0.036 s	ug/L s		08/09/11 09:00s	08/12/11 18:42s	1s
PETNs	0.65s	Us	0.65s	0.30s	ug/L s		08/09/11 09:00s	08/12/11 18:42s	1s
Tetryls	0.10s	Us	0.10s	0.050s	ug/L s		08/09/11 09:00s	08/12/11 18:42s	1s

Surrogatea	*% Recoverya*	*Qualifiera*	*Limitsa*	*Prepareda*	*Analyzeda*	*Dil Faca*
3,4-Dinitrotoluene2	*902*		*50 - 1502*	*08/09/11 09:002*	*08/12/11 18:42*	*12*

General Chemistry i

Analytei	Resulti	Qualif er	RLi	MDLi	Uniti	Di	Preparedi	Analyzedi	Dil Faci
Nitrate-Nitr tei	0.66		0.10s	0.0053 s	mg/L s		08/17/11 00:00s	08/17/11 15:35s	1s
Nitrocellulosei	0.58 i	B	2.0s	0.48 s	mg/L s		08/11/11 08:00s	08/17/11 12:41s	1s

Client Sample ID: FWGLL12mw-185C-1787-GFi

Date Collected: 08/02/11 14:55 i
Date Received: 08/03/11 08:00 i

Lab Sample ID: 240-2444-9 i
Matr x: Water i

Method: 6010B - Metals (ICP) - Total Recoverablei

Analytei	Resulti	Qualif er i	RLi	MDLi	Uniti	Di	Preparedi	Analyzedi	Dil Faci
Silvers	5.0s	Us	5.0s	2.2s	ug/L s		08/04/11 08:00s	08/16/11 11:39 s	1s
Arsenics	5.0s	Us	5.0s	3.2s	ug/L s		08/04/11 08:00s	08/16/11 11:39 s	1s
Bar umi	51 i		10s	0.67 s	ug/L s		08/04/11 08:00s	08/16/11 11:39 s	1s
Calc umi	630000 i		5000s	650s	ug/L s		08/04/11 08:00s	08/16/11 16:34s	5s
Cobalts	5.0s	Us	5.0s	1.7 s	ug/L s		08/04/11 08:00s	08/16/11 11:39 s	1s
Chromiums	5.0s	Us	5.0s	2.2s	ug/L s		08/04/11 08:00s	08/16/11 11:39 s	1s
Coppers	5.0s	Us	5.0s	4.5s	ug/L s		08/04/11 08:00s	08/16/11 11:39 s	1s
Potassiumi	6800 i	Bi	1000s	72s	ug/L s		08/04/11 08:00s	08/16/11 11:39 s	1s
Magnesiumi	290000 i		1000s	34s	ug/L s		08/04/11 08:00s	08/16/11 11:39 s	1s
Manganesei	1600 i		10s	0.41s	ug/L s		08/04/11 08:00s	08/16/11 11:39 s	1s
Nickeli	6.8 i	Ji	10s	3.2s	ug/L s		08/04/11 08:00s	08/16/11 11:39 s	1s
Lead s	3.0s	Us	3.0s	1.9 s	ug/L s		08/04/11 08:00s	08/16/11 11:39 s	1s
Seleniums	5.0s	Us	5.0s	4.1s	ug/L s		08/04/11 08:00s	08/16/11 11:39 s	1s
Vanadiums	10s	Us	10s	0.64s	ug/L s		08/04/11 08:00s	08/16/11 11:39 s	1s

Method: 6020 - Metals (ICP/MS) - Total Recoverablei

Analytei	Resulti	Qualif er i	RLi	MDLi	Uniti	Di	Preparedi	Analyzedi	Dil Faci
Aluminums	50s	Us	50s	19 s	ug/L s		08/04/11 08:00s	08/23/11 11:42s	1s
Berylliums	1.0s	Us	1.0s	0.20s	ug/L s		08/04/11 08:00s	08/23/11 11:42s	1s

Client Sample ID: FWGLL12mw-185C-1787-GF

Date Collected: 08/02/11 14:55
Date Received: 08/03/11 08:00

Lab Sample ID: 240-2444-9
Matrix: Water

Method: 6020 - Metals (ICP/MS) - Total Recoverable (Continued)

Analyte	Result	Qualifier	RL	MDL	Unit	D	Prepared	Analyzed	Dil Fac
Cadmium	0.23	J	0.50	0.13	ug/L		08/04/11 08:00	08/23/11 11:42	1
Iron	50	U L	50	26	ug/L		08/04/11 08:00	08/23/11 11:42	1
Antimony	2.0	U	2.0	0.13	ug/L		08/04/11 08:00	08/23/11 11:42	1
Thallium	0.15	J B	1.0	0.14	ug/L		08/04/11 08:00	08/23/11 11:42	1
Zinc	10	U	10	2.3	ug/L		08/04/11 08:00	08/23/11 11:42	1
Sodium	50000	B	1000	6.9	ug/L		08/04/11 08:00	08/23/11 11:42	1

Method: 7470A - Mercury (CVAA)

Analyte	Result	Qualifier	RL	MDL	Unit	D	Prepared	Analyzed	Dil Fac
Mercury	0.20	U	0.20	0.12	ug/L		08/04/11 11:10	08/04/11 16:54	1

General Chemistry - Dissolved

Analyte	Result	Qualifier	RL	MDL	Unit	D	Prepared	Analyzed	Dil Fac
Hexavalent chromium	0.020	U	0.020	0.0020	mg/L			08/03/11 10:36	1

Client Sample ID: FWGTEAM2-TRIP

Date Collected: 08/02/11 08:00
Date Received: 08/03/11 08:00

Lab Sample ID: 240-2444-10
Matrix: Water

Method: 8260B - Volatile Organic Compounds (GC/MS)

Analyte	Result	Qualifier	RL	MDL	Unit	D	Prepared	Analyzed	Dil Fac
1,1,1-Trichloroethane	1.0	U	1.0	0.22	ug/L			08/14/11 22:48	1
1,1,2,2-Tetrachloroethane	1.0	U	1.0	0.18	ug/L			08/14/11 22:48	1
1,1,2-Trichloroethane	1.0	U	1.0	0.27	ug/L			08/14/11 22:48	1
1,1-Dichloroethane	1.0	U	1.0	0.15	ug/L			08/14/11 22:48	1
1,1-Dichloroethene	1.0	U	1.0	0.19	ug/L			08/14/11 22:48	1
1,2-Dichloroethane	1.0	U	1.0	0.22	ug/L			08/14/11 22:48	1
1,2-Dichloroethene, Total	1.0	U	1.0	0.34	ug/L			08/14/11 22:48	1
1,2-Dichloropropane	1.0	U	1.0	0.18	ug/L			08/14/11 22:48	1
2-Hexanone	10	U	10	0.41	ug/L			08/14/11 22:48	1
Bromochloromethane	1.0	U	1.0	0.29	ug/L			08/14/11 22:48	1
Acetone	1.3	J	10	1.1	ug/L			08/14/11 22:48	1
Benzene	1.0	U	1.0	0.13	ug/L			08/14/11 22:48	1
Bromoform	1.0	U	1.0	0.64	ug/L			08/14/11 22:48	1
Bromomethane	1.0	U	1.0	0.41	ug/L			08/14/11 22:48	1
Carbon disulfide	1.0	U	1.0	0.13	ug/L			08/14/11 22:48	1
Carbon tetrachloride	1.0	U	1.0	0.13	ug/L			08/14/11 22:48	1
Chlorobenzene	1.0	U	1.0	0.15	ug/L			08/14/11 22:48	1
Chloroethane	1.0	U	1.0	0.29	ug/L			08/14/11 22:48	1
Chloroform	1.0	U	1.0	0.16	ug/L			08/14/11 22:48	1
Chloromethane	1.0	U	1.0	0.30	ug/L			08/14/11 22:48	1
cis-1,2-Dichloroethene	1.0	U	1.0	0.17	ug/L			08/14/11 22:48	1
cis-1,3-Dichloropropene	1.0	U	1.0	0.14	ug/L			08/14/11 22:48	1
Dibromochloromethane	1.0	U	1.0	0.15	ug/L			08/14/11 22:48	1
Ethylbenzene	1.0	U	1.0	0.17	ug/L			08/14/11 22:48	1
1,2-Dibromoethane	1.0	U	1.0	0.24	ug/L			08/14/11 22:48	1
m-Xylene & p-Xylene	2.0	U	2.0	0.24	ug/L			08/14/11 22:48	1
2-Butanone (MEK)	10	U	10	0.57	ug/L			08/14/11 22:48	1
4-Methyl-2-pentanone (MIBK)	10	U	10	0.32	ug/L			08/14/11 22:48	1
Methylene Chloride	2.0	U	2.0	0.33	ug/L			08/14/11 22:48	1

Client Sample ID: FWGTEAM2-TRIPi
Date Collected: 08/02/11 08:00 i
Date Received: 08/03/11 08:00 i

Lab Sample ID: 240-2444-10 i
Matrix: Water i

Method: 8260B - Volatile Organic Compounds (GC/MS) (Continued) i

Analytei	Resulti	Qualifier i	RLi	MDLi	Uniti	Di	Preparedi	Analyzedi	Dil Faci
o-Xylenes	1.0s	Us	1.0s	0.14s	ug/Ls			08/14/11 22:48s	1s
Styrenes	1.0s	Us	1.0s	0.11s	ug/Ls			08/14/11 22:48s	1s
Tetrachloroethenes	1.0s	Us	1.0s	0.29s	ug/Ls			08/14/11 22:48s	1s
Toluenes	1.0s	Us	1.0s	0.13s	ug/Ls			08/14/11 22:48s	1s
trans-1,2-Dichloroethenes	1.0s	Us	1.0s	0.19s	ug/Ls			08/14/11 22:48s	1s
trans-1,3-Dichloropropenes	1.0s	Us	1.0s	0.19s	ug/Ls			08/14/11 22:48s	1s
Trichloroethenes	1.0s	Us	1.0s	0.17s	ug/Ls			08/14/11 22:48s	1s
Vinyl chlorides	1.0s	Us	1.0s	0.22s	ug/Ls			08/14/11 22:48s	1s
Xylenes, Totals	2.0s	Us	2.0s	0.28s	ug/Ls			08/14/11 22:48s	1s
Dibromochloromethanes	1.0s	Us	1.0s	0.18s	ug/Ls			08/14/11 22:48s	1s

Surrogatea	*% Recoverya*	*Qualifiera*	*Limitsa*	*Prepareda*	*Analyzeda*	*Dil Faca*
1,2-Dichloroethane-d4 (Surr)2	*962*		*50 - 1502*		*08/14/11 2 :482*	*12*
4-Bromofluorobenzene (Surr)2	*1002*		*50 - 1502*		*08/14/11 2 :482*	*12*
Toluene-d8 (Surr)2	*1042*		*50 - 1502*		*08/14/11 2 :482*	*12*
Dibromofluoromethane (Surr)2	*942*		*50 - 1502*		*08/14/11 2 :482*	*12*

Client Sample ID: FWGLL2mw-265C-1772-GWi
Date Collected: 08/02/11 09:18 i
Date Received: 08/03/11 08:00 i

Lab Sample ID: 240-2444-11 i
Matrix: Water i

Method: 8260B - Volatile Organic Compounds (GC/MS) i

Analytei	Resulti	Qualifier i	RLi	MDLi	Uniti	Di	Preparedi	Analyzedi	Dil Faci
1,1,1-Trichloroethanes	1.0s	Us	1.0s	0.22s	ug/Ls			08/15/11 13:10s	1s
1,1,2,2-Tetrachloroethanes	1.0s	Us	1.0s	0.18s	ug/Ls			08/15/11 13:10s	1s
1,1,2-Trichloroethanes	1.0s	Us	1.0s	0.27s	ug/Ls			08/15/11 13:10s	1s
1,1-Dichloroethanes	1.0s	Us	1.0s	0.15s	ug/Ls			08/15/11 13:10s	1s
1,1-Dichloroethenes	1.0s	Us	1.0s	0.19s	ug/Ls			08/15/11 13:10s	1s
1,2-Dichloroethanes	1.0s	Us	1.0s	0.22s	ug/Ls			08/15/11 13:10s	1s
1,2-Dichloroethene, Totals	1.0s	Us	1.0s	0.34s	ug/Ls			08/15/11 13:10s	1s
1,2-Dichloropropanes	1.0s	Us	1.0s	0.18s	ug/Ls			08/15/11 13:10s	1s
2-Hexanones	10s	Us	10s	0.41s	ug/Ls			08/15/11 13:10s	1s
Bromochloromethanes	1.0s	Us	1.0s	0.29s	ug/Ls			08/15/11 13:10s	1s
Acetonei	2.4 i	Ji	10s	1.1s	ug/Ls			08/15/11 13:10s	1s
Benzenes	1.0s	Us	1.0s	0.13s	ug/Ls			08/15/11 13:10s	1s
Bromoforms	1.0s	Us	1.0s	0.64s	ug/Ls			08/15/11 13:10s	1s
Bromomethanes	1.0s	Us	1.0s	0.41s	ug/Ls			08/15/11 13:10s	1s
Carbon disulfides	1.0s	Us	1.0s	0.13s	ug/Ls			08/15/11 13:10s	1s
Carbon tetrachlorides	1.0s	Us	1.0s	0.13s	ug/Ls			08/15/11 13:10s	1s
Chlorobenzenes	1.0s	Us	1.0s	0.15s	ug/Ls			08/15/11 13:10s	1s
Chloroethanes	1.0s	Us	1.0s	0.29s	ug/Ls			08/15/11 13:10s	1s
Chloroforms	1.0s	Us	1.0s	0.16s	ug/Ls			08/15/11 13:10s	1s
Chloromethanes	1.0s	Us	1.0s	0.30s	ug/Ls			08/15/11 13:10s	1s
cis-1,2-Dichloroethenes	1.0s	Us	1.0s	0.17s	ug/Ls			08/15/11 13:10s	1s
cis-1,3-Dichloropropenes	1.0s	Us	1.0s	0.14s	ug/Ls			08/15/11 13:10s	1s
Bromodichloromethanes	1.0s	Us	1.0s	0.15s	ug/Ls			08/15/11 13:10s	1s
Ethylbenzenes	1.0s	Us	1.0s	0.17s	ug/Ls			08/15/11 13:10s	1s
1,2-Dibromoethanes	1.0s	Us	1.0s	0.24s	ug/Ls			08/15/11 13:10s	1s
m-Xylene & p-Xylenes	2.0s	Us	2.0s	0.24s	ug/Ls			08/15/11 13:10s	1s
2-Butanone (MEK)s	10s	Us	10s	0.57s	ug/Ls			08/15/11 13:10s	1s

Client Sample ID: FWGLL2mw-265C-1772-GWi
Date Collected: 08/02/11 09:18 i
Date Received: 08/03/11 08:00 i

Lab Sample ID: 240-2444-11 i
Matr x: Water i

Method: 8260B - Volatile Organic Compounds (GC/MS) (Continued) i

Analytei	Resulti	Qualif er i	RLi	MDLi	Uniti	Di	Preparedi	Analyzedi	Dil Faci
4-Methyl-2-pentanone (MIBK)s	10s	Us	10s	0.32s	ug/L s			08/15/11 13:10s	1s
Methylene Chlorides	2.0s	Us	2.0s	0.33 s	ug/L s			08/15/11 13:10s	1s
o-Xylenes	1.0s	Us	1.0s	0.14s	ug/L s			08/15/11 13:10s	1s
Styrenes	1.0s	Us	1.0s	0.11s	ug/L s			08/15/11 13:10s	1s
Tetrachloroethenes	1.0s	Us	1.0s	0.29 s	ug/L s			08/15/11 13:10s	1s
Toluenes	1.0s	Us	1.0s	0.13 s	ug/L s			08/15/11 13:10s	1s
trans-1,2-Dichloroethenes	1.0s	Us	1.0s	0.19 s	ug/L s			08/15/11 13:10s	1s
trans-1,3-Dichloropropenes	1.0s	Us	1.0s	0.19 s	ug/L s			08/15/11 13:10s	1s
Tr chloroethenei	**0.22 i**	**Ji**	1.0s	0.17 s	ug/L s			08/15/11 13:10s	1s
Vinyl chlorides	1.0s	Us	1.0s	0.22s	ug/L s			08/15/11 13:10s	1s
Xylenes, Totals	2.0s	Us	2.0s	0.28 s	ug/L s			08/15/11 13:10s	1s
Dibromochloromethanes	1.0s	Us	1.0s	0.18 s	ug/L s			08/15/11 13:10s	1s

Surrogatea	*% Recoverya*	*Qualifiera*	*Limitsa*	*Prepareda*	*Analyzeda*	*Dil Faca*
1,2-Dichloroethane-d4 (Surr)2	*93 2*		*50 - 1502*		*08/15/11 13:102*	*12*
4-Bromofluorobenzene (Surr)2	*962*		*50 - 1502*		*08/15/11 13:102*	*12*
Toluene-d8 (Surr)2	*1042*		*50 - 1502*		*08/15/11 13:102*	*12*
Dibromofluoromethane (Surr)2	*982*		*50 - 1502*		*08/15/11 13:102*	*12*

Method: 8270C - Semivolatile Organic Compounds (GC/MS) i

Analytei	Resulti	Qualif er i	RLi	MDLi	Uniti	Di	Preparedi	Analyzedi	Dil Faci
2,4,5-Trichlorophenols	5.2s	Us	5.2s	0.31s	ug/L s		08/04/11 09:06 s	08/10/11 12:41s	1s
2,4,6-Trichlorophenols	5.2s	Us	5.2s	0.83 s	ug/L s		08/04/11 09:06 s	08/10/11 12:41s	1s
2,4-Dichlorophenols	2.1s	Us	2.1s	0.83 s	ug/L s		08/04/11 09:06 s	08/10/11 12:41s	1s
2,4-Dimethylphenols	2.1s	Us	2.1s	0.83 s	ug/L s		08/04/11 09:06 s	08/10/11 12:41s	1s
2,4-Dinitrophenols	5.2s	Us	5.2s	2.5s	ug/L s		08/04/11 09:06 s	08/10/11 12:41s	1s
2,4-Dinitrotoluenes	5.2s	Us	5.2s	0.28 s	ug/L s		08/04/11 09:06 s	08/10/11 12:41s	1s
2,6-Dinitrotoluenes	5.2s	Us	5.2s	0.83 s	ug/L s		08/04/11 09:06 s	08/10/11 12:41s	1s
2-Chlorophenols	1.0s	Us	1.0s	0.30s	ug/L s		08/04/11 09:06 s	08/10/11 12:41s	1s
2-Methylphenols	1.0s	Us	1.0s	0.83 s	ug/L s		08/04/11 09:06 s	08/10/11 12:41s	1s
2-Nitrophenols	2.1s	Us	2.1s	0.29 s	ug/L s		08/04/11 09:06 s	08/10/11 12:41s	1s
4,6-Dinitro-2-methylphenols	5.2s	Us	5.2s	2.5s	ug/L s		08/04/11 09:06 s	08/10/11 12:41s	1s
4-Chloro-3-methylphenols	2.1s	Us	2.1s	0.83 s	ug/L s		08/04/11 09:06 s	08/10/11 12:41s	1s
4-Nitrophenols	5.2s	Us	5.2s	2.5s	ug/L s		08/04/11 09:06 s	08/10/11 12:41s	1s
Bis(2-ethylhexyl) phthalatei	**0.93 i**	**Ji**	10s	0.83 s	ug/L s		08/04/11 09:06 s	08/10/11 12:41s	1s
Butyl benzyl phthalates	1.0s	Us	1.0s	0.83 s	ug/L s		08/04/11 09:06 s	08/10/11 12:41s	1s
Diethyl phthalates	1.0s	Us	1.0s	0.62s	ug/L s		08/04/11 09:06 s	08/10/11 12:41s	1s
Dimethyl phthalates	1.0s	Us	1.0s	0.30s	ug/L s		08/04/11 09:06 s	08/10/11 12:41s	1s
Di-n-butyl phthalates	1.0s	Us	1.0s	0.70s	ug/L s		08/04/11 09:06 s	08/10/11 12:41s	1s
Di-n-octyl phthalates	1.0s	Us	1.0s	0.83 s	ug/L s		08/04/11 09:06 s	08/10/11 12:41s	1s
Nitrobenzenes	1.0s	Us	1.0s	0.042s	ug/L s		08/04/11 09:06 s	08/10/11 12:41s	1s
Pentachlorophenols	5.2s	Us	5.2s	2.5s	ug/L s		08/04/11 09:06 s	08/10/11 12:41s	1s
Phenols	1.0s	Us	1.0s	0.62s	ug/L s		08/04/11 09:06 s	08/10/11 12:41s	1s
3 & 4 Methylphenols	1.0s	Us	1.0s	0.78 s	ug/L s		08/04/11 09:06 s	08/10/11 12:41s	1s

Surrogatea	*% Recoverya*	*Qualifiera*	*Limitsa*	*Prepareda*	*Analyzeda*	*Dil Faca*
-Fluorobiphenyl (Surr)2	*57 2*		*5022 1502*	*08/04/11 09:062*	*08/10/11 12:412*	*12*
-Fluorophenol (Surr)2	*652*		*5022 1502*	*08/04/11 09:062*	*08/10/11 12:412*	*12*
,4,6-Tribromophenol (Surr)2	*652*		*5022 1502*	*08/04/11 09:062*	*08/10/11 12:412*	*12*
Nitrobenzene-d5 (Surr)2	*642*		*5022 1502*	*08/04/11 09:062*	*08/10/11 12:412*	*12*
Phenol-d5 (Surr)2	*67 2*		*5022 1502*	*08/04/11 09:062*	*08/10/11 12:412*	*12*

Client Sample ID: FWGLL2mw-265C-1772-GW
Date Collected: 08/02/11 09:18
Date Received: 08/03/11 08:00

Lab Sample ID: 240-2444-11
Matrix: Water

Method: 8270C - Semivolatile Organic Compounds (GC/MS) (Continued)

Surrogate	% Recovery	Qualifier	Limits	Prepared	Analyzed	Dil Fac
Terphenyl-d14 (Surr)	70		50 - 150	08/04/11 09:06	08/10/11 12:41	1

Method: 8081A - Organochlorine Pesticides (GC)

Analyte	Result	Qualifier	RL	MDL	Unit	D	Prepared	Analyzed	Dil Fac
Aldrin	0.035	U	0.035	0.0095	ug/L		08/04/11 09:13	08/23/11 18:28	1
alpha-BHC	0.035	U	0.035	0.0081	ug/L		08/04/11 09:13	08/23/11 18:28	1
alpha-Chlordane	0.035	U	0.035	0.016	ug/L		08/04/11 09:13	08/23/11 18:28	1
beta-BHC	0.035	U	0.035	0.0098	ug/L		08/04/11 09:13	08/23/11 18:28	1
4,4'-DDD	0.035	U	0.035	0.011	ug/L		08/04/11 09:13	08/23/11 18:28	1
4,4'-DDE	0.035	U	0.035	0.011	ug/L		08/04/11 09:13	08/23/11 18:28	1
4,4'-DDT	0.035	U	0.035	0.019	ug/L		08/04/11 09:13	08/23/11 18:28	1
delta-BHC	0.035	U	0.035	0.010	ug/L		08/04/11 09:13	08/23/11 18:28	1
Dieldrin	0.035	U	0.035	0.0087	ug/L		08/04/11 09:13	08/23/11 18:28	1
Endosulfan I	0.029	U	0.029	0.015	ug/L		08/04/11 09:13	08/23/11 18:28	1
Endosulfan II	0.029	U	0.029	0.014	ug/L		08/04/11 09:13	08/23/11 18:28	1
Endosulfan sulfate	0.035	U	0.035	0.013	ug/L		08/04/11 09:13	08/23/11 18:28	1
Endrin	0.035	U	0.035	0.013	ug/L		08/04/11 09:13	08/23/11 18:28	1
Endrin aldehyde	0.035	U	0.035	0.013	ug/L		08/04/11 09:13	08/23/11 18:28	1
Endrin ketone	0.035	U	0.035	0.0091	ug/L		08/04/11 09:13	08/23/11 18:28	1
gamma-BHC (Lindane)	0.035	U	0.035	0.0074	ug/L		08/04/11 09:13	08/23/11 18:28	1
gamma-Chlordane	0.035	U	0.035	0.014	ug/L		08/04/11 09:13	08/23/11 18:28	1
Heptachlor	0.035	U	0.035	0.0093	ug/L		08/04/11 09:13	08/23/11 18:28	1
Heptachlor epoxide	0.035	U	0.035	0.0083	ug/L		08/04/11 09:13	08/23/11 18:28	1
Methoxychlor	0.12	U	0.12	0.037	ug/L		08/04/11 09:13	08/23/11 18:28	1
Toxaphene	2.3	U	2.3	0.37	ug/L		08/04/11 09:13	08/23/11 18:28	1

Surrogate	% Recovery	Qualifier	Limits	Prepared	Analyzed	Dil Fac
DCB Decachlorobiphenyl	49	X2	50 - 150	08/04/11 09:13	08/23/11 18:28	1
DCB Decachlorobiphenyl	46	X2	50 - 150	08/04/11 09:13	08/23/11 18:28	1
Tetrachloro-m-xylene	82		50 - 150	08/04/11 09:13	08/23/11 18:28	1
Tetrachloro-m-xylene	79		50 - 150	08/04/11 09:13	08/23/11 18:28	1

Method: 8082 - Polychlorinated Biphenyls (PCBs) by Gas Chromatography

Analyte	Result	Qualifier	RL	MDL	Unit	D	Prepared	Analyzed	Dil Fac
Aroclor-1016	0.58	U	0.58	0.20	ug/L		08/04/11 09:18	08/17/11 19:00	1
Aroclor-1221	0.58	U	0.58	0.15	ug/L		08/04/11 09:18	08/17/11 19:00	1
Aroclor-1232	0.58	U	0.58	0.19	ug/L		08/04/11 09:18	08/17/11 19:00	1
Aroclor-1242	0.58	U	0.58	0.26	ug/L		08/04/11 09:18	08/17/11 19:00	1
Aroclor-1248	0.58	U	0.58	0.12	ug/L		08/04/11 09:18	08/17/11 19:00	1
Aroclor-1254	0.58	U	0.58	0.19	ug/L		08/04/11 09:18	08/17/11 19:00	1
Aroclor-1260	0.58	U	0.58	0.20	ug/L		08/04/11 09:18	08/17/11 19:00	1

Surrogate	% Recovery	Qualifier	Limits	Prepared	Analyzed	Dil Fac
Tetrachloro-m-xylene	147	2	50 - 150	08/04/11 09:18	08/17/11 19:00	1
Tetrachloro-m-xylene	107	2	50 - 150	08/04/11 09:18	08/17/11 19:00	1
DCB Decachlorobiphenyl	54	2	50 - 150	08/04/11 09:18	08/17/11 19:00	1
DCB Decachlorobiphenyl	46	X2	50 - 150	08/04/11 09:18	08/17/11 19:00	1

Method: 8330 (Modified) - Organic Compounds by UV/HPLC - Dissolved

Analyte	Result	Qualifier	RL	MDL	Unit	D	Prepared	Analyzed	Dil Fac
Nitroguanidine	20	U	20	2.4	ug/L		08/10/11 10:00	08/10/11 21:53	1

Client Sample Resultsi

Client: Environmental Quality Mgt., Inc.s
Project/Site: RVAAP (OH)s

TestAmerica Job ID: 240-2444-1s

Client Sample ID: FWGLL2mw-265C-1772-GWi

Date Collected: 08/02/11 09:18 i
Date Received: 08/03/11 08:00 i

Lab Sample ID: 240-2444-11 i

Matrix: Water i

Method: 8330/8330A - Nitroaromatics & Nitramines: Explosives (8330/A) i

Analytei	Resulti	Qualifier i	RLi	MDLi	Uniti	Di	Preparedi	Analyzedi	Dil Faci
1,3,5-Trinitrobenzenes	0.11s	Us	0.11s	0.033s	ug/Ls		08/09/11 09:00s	08/12/11 19:22s	1.1s
1,3-Dinitrobenzenes	0.11s	Us	0.11s	0.055s	ug/Ls		08/09/11 09:00s	08/12/11 19:22s	1.1s
2-Amino-4,6-dinitrotoluenes	0.11s	Us	0.11s	0.11s	ug/Ls		08/09/11 09:00s	08/12/11 19:22s	1.1s
2,4,6-Trinitrotoluenes	0.11s	Us	0.11s	0.055s	ug/Ls		08/09/11 09:00s	08/12/11 19:22s	1.1s
2,4-Dinitrotoluenes	0.11s	Us	0.11s	0.055s	ug/Ls		08/09/11 09:00s	08/12/11 19:22s	1.1s
2,6-Dinitrotoluenes	0.11s	Us	0.11s	0.055s	ug/Ls		08/09/11 09:00s	08/12/11 19:22s	1.1s
2-Nitrotoluenes	0.55s	Us	0.55s	0.097s	ug/Ls		08/09/11 09:00s	08/12/11 19:22s	1.1s
3-Nitrotoluenes	0.55s	Us	0.55s	0.063s	ug/Ls		08/09/11 09:00s	08/12/11 19:22s	1.1s
4-Amino-2,6-dinitrotoluenes	0.11s	Us	0.11s	0.055s	ug/Ls		08/09/11 09:00s	08/12/11 19:22s	1.1s
4-Nitrotoluenes	0.55s	Us	0.55s	0.097s	ug/Ls		08/09/11 09:00s	08/12/11 19:22s	1.1s
HMXs	0.11s	Us	0.11s	0.040s	ug/Ls		08/09/11 09:00s	08/12/11 19:22s	1.1s
Nitrobenzenes	0.11s	Us	0.11s	0.055s	ug/Ls		08/09/11 09:00s	08/12/11 19:22s	1.1s
Nitroglycerins	0.72s	Us	0.72s	0.36s	ug/Ls		08/09/11 09:00s	08/12/11 19:22s	1.1s
RDXs	0.11s	Us	0.11s	0.040s	ug/Ls		08/09/11 09:00s	08/12/11 19:22s	1.1s
PETNs	0.72s	Us	0.72s	0.33s	ug/Ls		08/09/11 09:00s	08/12/11 19:22s	1.1s
Tetryls	0.11s	Us	0.11s	0.055s	ug/Ls		08/09/11 09:00s	08/12/11 19:22s	1.1s

Surrogatea	*% Recoverya*	*Qualifiera*	*Limitsa*	*Prepareda*	*Analyzeda*	*Dil Faca*
3,4-Dinitrotoluene2	*882*		*50 - 1502*	*08/09/11 09:002*	*08/12/11 19:2*	*1.12*

General Chemistry i

Analytei	Resulti	Qualifier i	RLi	MDLi	Uniti	Di	Preparedi	Analyzedi	Dil Faci
Nitrocelluloses	2.0s	Us	2.0s	0.48s	mg/Ls		08/11/11 08:00s	08/17/11 12:43s	1s

Client Sample ID: FWGLL2mw-265C-1772-GFi

Date Collected: 08/02/11 09:18 i
Date Received: 08/03/11 08:00 i

Lab Sample ID: 240-2444-12 i

Matrix: Water i

Method: 6010B - Metals (ICP) - Total Recoverablei

Analytei	Resulti	Qualifier i	RLi	MDLi	Uniti	Di	Preparedi	Analyzedi	Dil Faci
Silvers	5.0s	Us	5.0s	2.2s	ug/Ls		08/04/11 08:19s	08/16/11 12:49s	1s
Arsenics	5.0s	Us	5.0s	3.2s	ug/Ls		08/04/11 08:19s	08/16/11 12:49s	1s
Barumi	**9.3 i**	**J Bi**	10s	0.67s	ug/Ls		08/04/11 08:19s	08/16/11 12:49s	1s
Calcumi	**77000 i**	**Bi**	1000s	130s	ug/Ls		08/04/11 08:19s	08/16/11 12:49s	1s
Cobalti	**6.0 i**		5.0s	1.7s	ug/Ls		08/04/11 08:19s	08/16/11 12:49s	1s
Chromiums	5.0s	Us	5.0s	2.2s	ug/Ls		08/04/11 08:19s	08/16/11 12:49s	1s
Coppers	5.0s	Us	5.0s	4.5s	ug/Ls		08/04/11 08:19s	08/16/11 12:49s	1s
Potassiumi	**680 i**	**J Bi**	1000s	72s	ug/Ls		08/04/11 08:19s	08/16/11 12:49s	1s
Magnesiumi	**23000 i**	**Bi**	1000s	34s	ug/Ls		08/04/11 08:19s	08/16/11 12:49s	1s
Manganesei	**1300 i**	**Bi**	10s	0.41s	ug/Ls		08/04/11 08:19s	08/16/11 12:49s	1s
Nickeli	**18 i**		10s	3.2s	ug/Ls		08/04/11 08:19s	08/16/11 12:49s	1s
Leads	3.0s	Us	3.0s	1.9s	ug/Ls		08/04/11 08:19s	08/16/11 12:49s	1s
Seleniums	5.0s	Us	5.0s	4.1s	ug/Ls		08/04/11 08:19s	08/16/11 12:49s	1s
Vanadiums	10s	Us	10s	0.64s	ug/Ls		08/04/11 08:19s	08/16/11 12:49s	1s

Method: 6020 - Metals (ICP/MS) - Total Recoverablei

Analytei	Resulti	Qualifier i	RLi	MDLi	Uniti	Di	Preparedi	Analyzedi	Dil Faci
Aluminums	50s	Us	50s	19s	ug/Ls		08/04/11 08:19s	08/23/11 12:48s	1s
Berylliums	1.0s	Us	1.0s	0.20s	ug/Ls		08/04/11 08:19s	08/23/11 12:48s	1s
Cadmiums	0.50s	Us	0.50s	0.13s	ug/Ls		08/04/11 08:19s	08/23/11 12:48s	1s

Client Sample ID: FWGLL2mw-265C-1772-GF

Date Collected: 08/02/11 09:18
Date Received: 08/03/11 08:00

Lab Sample ID: 240-2444-12
Matrix: Water

Method: 6020 - Metals (ICP/MS) - Total Recoverable (Continued)

Analyte	Result	Qualifier	RL	MDL	Unit	D	Prepared	Analyzed	Dil Fac
Iron	2300		50	26	ug/L		08/04/11 08:19	08/23/11 12:48	1
Antimony	0.13	J	2.0	0.13	ug/L		08/04/11 08:19	08/23/11 12:48	1
Thallium	1.0		1.0	0.14	ug/L		08/04/11 08:19	08/23/11 12:48	1
Zinc	10	U	10	2.3	ug/L		08/04/11 08:19	08/23/11 12:48	1
Sodium	12000	B	1000	6.9	ug/L		08/04/11 08:19	08/23/11 12:48	1

Method: 7470A - Mercury (CVAA)

Analyte	Result	Qualifier	RL	MDL	Unit	D	Prepared	Analyzed	Dil Fac
Mercury	0.20	U	0.20	0.12	ug/L		08/04/11 08:23	08/04/11 16:20	1

Client Sample ID: FWGLL12mw-182C-1784-GW

Date Collected: 08/02/11 11:02
Date Received: 08/03/11 08:00

Lab Sample ID: 240-2444-13
Matrix: Water

Method: 8260B - Volatile Organic Compounds (GC/MS)

Analyte	Result	Qualifier	RL	MDL	Unit	D	Prepared	Analyzed	Dil Fac
1,1,1-Trichloroethane	1.0	U	1.0	0.22	ug/L			08/14/11 23:09	1
1,1,2,2-Tetrachloroethane	1.0	U	1.0	0.18	ug/L			08/14/11 23:09	1
1,1,2-Trichloroethane	1.0	U	1.0	0.27	ug/L			08/14/11 23:09	1
1,1-Dichloroethane	1.0	U	1.0	0.15	ug/L			08/14/11 23:09	1
1,1-Dichloroethene	1.0	U	1.0	0.19	ug/L			08/14/11 23:09	1
1,2-Dichloroethane	1.0	U	1.0	0.22	ug/L			08/14/11 23:09	1
1,2-Dichloroethene, Total	1.0	U	1.0	0.34	ug/L			08/14/11 23:09	1
1,2-Dichloropropane	1.0	U	1.0	0.18	ug/L			08/14/11 23:09	1
2-Hexanone	10	U	10	0.41	ug/L			08/14/11 23:09	1
Bromochloromethane	1.0	U	1.0	0.29	ug/L			08/14/11 23:09	1
Acetone	10	U	10	1.1	ug/L			08/14/11 23:09	1
Benzene	1.0	U	1.0	0.13	ug/L			08/14/11 23:09	1
Bromoform	1.0	U	1.0	0.64	ug/L			08/14/11 23:09	1
Bromomethane	1.0	U	1.0	0.41	ug/L			08/14/11 23:09	1
Carbon disulfide	1.0	U	1.0	0.13	ug/L			08/14/11 23:09	1
Carbon tetrachloride	1.0	U	1.0	0.13	ug/L			08/14/11 23:09	1
Chlorobenzene	1.0	U	1.0	0.15	ug/L			08/14/11 23:09	1
Chloroethane	1.0	U	1.0	0.29	ug/L			08/14/11 23:09	1
Chloroform	1.0	U	1.0	0.16	ug/L			08/14/11 23:09	1
Chloromethane	1.0	U	1.0	0.30	ug/L			08/14/11 23:09	1
cis-1,2-Dichloroethene	1.0	U	1.0	0.17	ug/L			08/14/11 23:09	1
cis-1,3-Dichloropropene	1.0	U	1.0	0.14	ug/L			08/14/11 23:09	1
Bromodichloromethane	1.0	U	1.0	0.15	ug/L			08/14/11 23:09	1
Ethylbenzene	1.0	U	1.0	0.17	ug/L			08/14/11 23:09	1
1,2-Dibromoethane	1.0	U	1.0	0.24	ug/L			08/14/11 23:09	1
m-Xylene & p-Xylene	2.0	U	2.0	0.24	ug/L			08/14/11 23:09	1
2-Butanone (MEK)	10	U	10	0.57	ug/L			08/14/11 23:09	1
4-Methyl-2-pentanone (MIBK)	10	U	10	0.32	ug/L			08/14/11 23:09	1
Methylene Chloride	2.0	U	2.0	0.33	ug/L			08/14/11 23:09	1
o-Xylene	1.0	U	1.0	0.14	ug/L			08/14/11 23:09	1
Styrene	1.0	U	1.0	0.11	ug/L			08/14/11 23:09	1
Tetrachloroethene	1.0	U	1.0	0.29	ug/L			08/14/11 23:09	1
Toluene	1.0	U	1.0	0.13	ug/L			08/14/11 23:09	1
trans-1,2-Dichloroethene	1.0	U	1.0	0.19	ug/L			08/14/11 23:09	1

Client Sample ID: FWGLL12mw-182C-1784-GW
Date Collected: 08/02/11 11:02
Date Received: 08/03/11 08:00

Lab Sample ID: 240-2444-13
Matrix: Water

Method: 8260B - Volatile Organic Compounds (GC/MS) (Continued)

Analyte	Result	Qualifier	RL	MDL	Unit	Dil	Prepared	Analyzed	Dil Fac
trans-1,3-Dichloropropenes	1.0	U	1.0	0.19	ug/L			08/14/11 23:09	1
Trichloroethenes	1.0	U	1.0	0.17	ug/L			08/14/11 23:09	1
Vinyl chlorides	1.0	U	1.0	0.22	ug/L			08/14/11 23:09	1
Xylenes, Totals	2.0	U	2.0	0.28	ug/L			08/14/11 23:09	1
Dibromochloromethanes	1.0	U	1.0	0.18	ug/L			08/14/11 23:09	1

Surrogate	*% Recovery*	*Qualifier*	*Limits*	*Prepared*	*Analyzed*	*Dil Fac*
1,2-Dichloroethane-d4 (Surr)	*96*		*50 - 150*		*08/14/11 23:09*	*1*
4-Bromofluorobenzene (Surr)	*101*		*50 - 150*		*08/14/11 23:09*	*1*
Toluene-d8 (Surr)	*103*		*50 - 150*		*08/14/11 23:09*	*1*
Dibromofluoromethane (Surr)	*96*		*50 - 150*		*08/14/11 23:09*	*1*

Method: 8270C - Semivolatile Organic Compounds (GC/MS)

Analyte	Result	Qualifier	RL	MDL	Unit	Dil	Prepared	Analyzed	Dil Fac
2,2'-oxybis[1-chloropropane]	1.0	U	1.0	0.40	ug/L		08/04/11 09:06	08/10/11 14:43	1
2,4,5-Trichlorophenols	5.1	U	5.1	0.30	ug/L		08/04/11 09:06	08/10/11 14:43	1
2,4,6-Trichlorophenols	5.1	U	5.1	0.81	ug/L		08/04/11 09:06	08/10/11 14:43	1
2,4-Dichlorophenols	2.0	U	2.0	0.81	ug/L		08/04/11 09:06	08/10/11 14:43	1
2,4-Dimethylphenols	2.0	U	2.0	0.81	ug/L		08/04/11 09:06	08/10/11 14:43	1
2,4-Dinitrophenols	5.1	U	5.1	2.4	ug/L		08/04/11 09:06	08/10/11 14:43	1
2,4-Dinitrotoluenes	5.1	U	5.1	0.27	ug/L		08/04/11 09:06	08/10/11 14:43	1
2,6-Dinitrotoluenes	5.1	U	5.1	0.81	ug/L		08/04/11 09:06	08/10/11 14:43	1
2-Chloronaphthalenes	1.0	U	1.0	0.10	ug/L		08/04/11 09:06	08/10/11 14:43	1
2-Chlorophenols	1.0	U	1.0	0.29	ug/L		08/04/11 09:06	08/10/11 14:43	1
Benzoic acid	10	U *	10	10	ug/L		08/04/11 09:06	08/10/11 14:43	1
2-Methylnaphthalenes	0.20	U	0.20	0.10	ug/L		08/04/11 09:06	08/10/11 14:43	1
2-Methylphenols	1.0	U	1.0	0.81	ug/L		08/04/11 09:06	08/10/11 14:43	1
2-Nitroanilines	2.0	U	2.0	0.81	ug/L		08/04/11 09:06	08/10/11 14:43	1
Benzyl alcohols	5.1	U	5.1	0.38	ug/L		08/04/11 09:06	08/10/11 14:43	1
2-Nitrophenols	2.0	U	2.0	0.28	ug/L		08/04/11 09:06	08/10/11 14:43	1
3,3'-Dichlorobenzidines	5.1	U	5.1	0.37	ug/L		08/04/11 09:06	08/10/11 14:43	1
3-Nitroanilines	2.0	U	2.0	0.28	ug/L		08/04/11 09:06	08/10/11 14:43	1
4,6-Dinitro-2-methylphenols	5.1	U	5.1	2.4	ug/L		08/04/11 09:06	08/10/11 14:43	1
4-Bromophenyl phenyl ethers	2.0	U	2.0	0.81	ug/L		08/04/11 09:06	08/10/11 14:43	1
4-Chloro-3-methylphenols	2.0	U	2.0	0.81	ug/L		08/04/11 09:06	08/10/11 14:43	1
4-Chloroanilines	2.0	U	2.0	0.81	ug/L		08/04/11 09:06	08/10/11 14:43	1
4-Chlorophenyl phenyl ethers	2.0	U	2.0	0.30	ug/L		08/04/11 09:06	08/10/11 14:43	1
4-Nitroanilines	2.0	U	2.0	0.81	ug/L		08/04/11 09:06	08/10/11 14:43	1
4-Nitrophenols	5.1	U	5.1	2.4	ug/L		08/04/11 09:06	08/10/11 14:43	1
Acenaphthenes	0.20	U	0.20	0.10	ug/L		08/04/11 09:06	08/10/11 14:43	1
Acenaphthylenes	0.20	U	0.20	0.10	ug/L		08/04/11 09:06	08/10/11 14:43	1
Anthracenes	0.20	U	0.20	0.10	ug/L		08/04/11 09:06	08/10/11 14:43	1
Benzo[a]anthracenes	0.20	U	0.20	0.10	ug/L		08/04/11 09:06	08/10/11 14:43	1
Benzo[a]pyrenes	0.20	U	0.20	0.10	ug/L		08/04/11 09:06	08/10/11 14:43	1
Benzo[b]fluoranthenes	0.20	U	0.20	0.10	ug/L		08/04/11 09:06	08/10/11 14:43	1
Benzo[g,h,i]perylenes	0.20	U	0.20	0.10	ug/L		08/04/11 09:06	08/10/11 14:43	1
Benzo[k]fluoranthenes	0.20	U	0.20	0.10	ug/L		08/04/11 09:06	08/10/11 14:43	1
Bis(2-chloroethoxy)methanes	1.0	U	1.0	0.32	ug/L		08/04/11 09:06	08/10/11 14:43	1
Bis(2-chloroethyl)ethers	1.0	U	1.0	0.10	ug/L		08/04/11 09:06	08/10/11 14:43	1
Bis(2-ethylhexyl) phthalates	10	U	10	0.81	ug/L		08/04/11 09:06	08/10/11 14:43	1
Butyl benzyl phthalates	1.0	U	1.0	0.81	ug/L		08/04/11 09:06	08/10/11 14:43	1

Client Sample ID: FWGLL12mw-182C-1784-GWi
Date Collected: 08/02/11 11:02 i
Date Received: 08/03/11 08:00 i

Lab Sample ID: 240-2444-13 i
Matr x: Water i

Method: 8270C - Semivolatile Organic Compounds (GC/MS) (Continued) i

Analytei	Resulti	Qualif er i	RLi	MDLi	Uniti	Di	Preparedi	Analyzedi	Dil Faci
Carbazoles	1.0s	Us	1.0s	0.28 s	ug/L s		08/04/11 09:06 s	08/10/11 14:43 s	1s
1,2-Dichlorobenzenes	1.0s	Us	1.0s	0.29 s	ug/L s		08/04/11 09:06 s	08/10/11 14:43 s	1s
Chrysenes	0.20s	Us	0.20s	0.10s	ug/L s		08/04/11 09:06 s	08/10/11 14:43 s	1s
1,3-Dichlorobenzenes	1.0s	Us	1.0s	0.81s	ug/L s		08/04/11 09:06 s	08/10/11 14:43 s	1s
Dibenz(a,h)anthracenes	0.20s	Us	0.20s	0.10s	ug/L s		08/04/11 09:06 s	08/10/11 14:43 s	1s
1,4-Dichlorobenzenes	1.0s	Us	1.0s	0.34s	ug/L s		08/04/11 09:06 s	08/10/11 14:43 s	1s
Dibenzofurans	1.0s	Us	1.0s	0.10s	ug/L s		08/04/11 09:06 s	08/10/11 14:43 s	1s
Diethyl phthalates	1.0s	Us	1.0s	0.61s	ug/L s		08/04/11 09:06 s	08/10/11 14:43 s	1s
Dimethyl phthalates	1.0s	Us	1.0s	0.29 s	ug/L s		08/04/11 09:06 s	08/10/11 14:43 s	1s
Di-n-butyl phthalates	1.0s	Us	1.0s	0.68 s	ug/L s		08/04/11 09:06 s	08/10/11 14:43 s	1s
Di-n-octyl phthalates	1.0s	Us	1.0s	0.81s	ug/L s		08/04/11 09:06 s	08/10/11 14:43 s	1s
Fluoranthenes	0.20s	Us	0.20s	0.10s	ug/L s		08/04/11 09:06 s	08/10/11 14:43 s	1s
Fluorenes	0.20s	Us	0.20s	0.10s	ug/L s		08/04/11 09:06 s	08/10/11 14:43 s	1s
Hexachlorobenzenes	0.20s	Us	0.20s	0.10s	ug/L s		08/04/11 09:06 s	08/10/11 14:43 s	1s
Hexachlorobutadienes	1.0s	Us	1.0s	0.27 s	ug/L s		08/04/11 09:06 s	08/10/11 14:43 s	1s
Hexachlorocyclopentadienes	10s	Us	10s	0.81s	ug/L s		08/04/11 09:06 s	08/10/11 14:43 s	1s
Hexachloroethanes	1.0s	Us	1.0s	0.81s	ug/L s		08/04/11 09:06 s	08/10/11 14:43 s	1s
Indeno[1,2,3-cd]pyrenes	0.20s	Us	0.20s	0.10s	ug/L s		08/04/11 09:06 s	08/10/11 14:43 s	1s
Isophorones	1.0s	Us	1.0s	0.27 s	ug/L s		08/04/11 09:06 s	08/10/11 14:43 s	1s
Naphthalenes	0.20s	Us	0.20s	0.10s	ug/L s		08/04/11 09:06 s	08/10/11 14:43 s	1s
Nitrobenzenes	1.0s	Us	1.0s	0.040s	ug/L s		08/04/11 09:06 s	08/10/11 14:43 s	1s
N-Nitrosodi-n-propylamines	1.0s	Us	1.0s	0.81s	ug/L s		08/04/11 09:06 s	08/10/11 14:43 s	1s
N-Nitrosodiphenylamines	1.0s	Us	1.0s	0.31s	ug/L s		08/04/11 09:06 s	08/10/11 14:43 s	1s
Pentachlorophenols	5.1s	Us	5.1s	2.4s	ug/L s		08/04/11 09:06 s	08/10/11 14:43 s	1s
Phenols	1.0s	Us	1.0s	0.61s	ug/L s		08/04/11 09:06 s	08/10/11 14:43 s	1s
Phenanthrenes	0.20s	Us	0.20s	0.10s	ug/L s		08/04/11 09:06 s	08/10/11 14:43 s	1s
Pyrenes	0.20s	Us	0.20s	0.10s	ug/L s		08/04/11 09:06 s	08/10/11 14:43 s	1s
3 & 4 Methylphenols	1.0s	Us	1.0s	0.76 s	ug/L s		08/04/11 09:06 s	08/10/11 14:43 s	1s
1,2,4-Trichlorobenzenes	1.0s	Us	1.0s	0.28 s	ug/L s		08/04/11 09:06 s	08/10/11 14:43 s	1s

Surrogatea	*% Recoverya*	*Qualifiera*	*Limitsa*	*Prepareda*	*Analyzeda*	*Dil Faca*
-Fluorobiphenyl (Surr)2	*53 2*		*50 - 1502*	*08/04/11 09:062*	*08/10/11 14:43 2*	*12*
-Fluorophenol (Surr)2	*602*		*50 - 1502*	*08/04/11 09:062*	*08/10/11 14:43 2*	*12*
,4,6-Tribromophenol (Surr)2	*582*		*50 - 1502*	*08/04/11 09:062*	*08/10/11 14:43 2*	*12*
Nitrobenzene-d5 (Surr)2	*582*		*50 - 1502*	*08/04/11 09:062*	*08/10/11 14:43 2*	*12*
Phenol-d5 (Surr)2	*592*		*50 - 1502*	*08/04/11 09:062*	*08/10/11 14:43 2*	*12*
Terphenyl-d14 (Surr)2	*542*		*50 - 1502*	*08/04/11 09:062*	*08/10/11 14:43 2*	*12*

Method: 8081A - Organochlor ne Pestic des (GC) i

Analytei	Resulti	Qualif er i	RLi	MDLi	Uniti	Di	Preparedi	Analyzedi	Dil Faci
Aldrins	0.031s	Us	0.031s	0.0084s	ug/L s		08/04/11 09:13 s	08/23/11 19:39 s	1s
alpha-BHCs	0.031s	Us	0.031s	0.0071s	ug/L s		08/04/11 09:13 s	08/23/11 19:39 s	1s
alpha-Chlordanes	0.031s	Us	0.031s	0.014s	ug/L s		08/04/11 09:13 s	08/23/11 19:39 s	1s
beta-BHCs	0.031s	Us	0.031s	0.0086 s	ug/L s		08/04/11 09:13 s	08/23/11 19:39 s	1s
4,4'-DDD	0.031s	Us	0.031s	0.0098 s	ug/L s		08/04/11 09:13 s	08/23/11 19:39 s	1s
4,4'-DDEs	0.031s	Us	0.031s	0.0099 s	ug/L s		08/04/11 09:13 s	08/23/11 19:39 s	1s
4,4'-DDTs	0.031s	Us	0.031s	0.016 s	ug/L s		08/04/11 09:13 s	08/23/11 19:39 s	1s
delta-BHCs	0.031s	Us	0.031s	0.0089 s	ug/L s		08/04/11 09:13 s	08/23/11 19:39 s	1s
Dieldrins	0.031s	Us	0.031s	0.0077 s	ug/L s		08/04/11 09:13 s	08/23/11 19:39 s	1s
Endosulfan Is	0.026 s	Us	0.026 s	0.013 s	ug/L s		08/04/11 09:13 s	08/23/11 19:39 s	1s
Endosulfan IIs	0.026 s	Us	0.026 s	0.012s	ug/L s		08/04/11 09:13 s	08/23/11 19:39 s	1s

Client Sample ID: FWGLL12mw-182C-1784-GWi
Date Collected: 08/02/11 11:02 i
Date Received: 08/03/11 08:00 i

Lab Sample ID: 240-2444-13 i
Matr x: Water i

Method: 8081A - Organochlor ne Pestic des (GC) (Continued) i

Analytei	Resulti	Qualif er i	RL i	MDL i	Uniti	Di	Prepared i	Analyzed i	Dil Fac i
Endosulfan sulfates	0.031s	Us	0.031s	0.011s	ug/L s		08/04/11 09:13 s	08/23/11 19:39 s	1s
Endrins	0.031s	Us	0.031s	0.011s	ug/L s		08/04/11 09:13 s	08/23/11 19:39 s	1s
Endrin aldehydes	0.031s	Us	0.031s	0.011s	ug/L s		08/04/11 09:13 s	08/23/11 19:39 s	1s
Endrin ketones	0.031s	Us	0.031s	0.0080s	ug/L s		08/04/11 09:13 s	08/23/11 19:39 s	1s
gamma-BHC (Lindane)s	0.031s	Us	0.031s	0.0065s	ug/L s		08/04/11 09:13 s	08/23/11 19:39 s	1s
gamma-Chlordanes	0.031s	Us	0.031s	0.012s	ug/L s		08/04/11 09:13 s	08/23/11 19:39 s	1s
Heptachlors	0.031s	Us	0.031s	0.0082s	ug/L s		08/04/11 09:13 s	08/23/11 19:39 s	1s
Heptachlor epoxides	0.031s	Us	0.031s	0.0072s	ug/L s		08/04/11 09:13 s	08/23/11 19:39 s	1s
Methoxychlors	0.10s	Us	0.10s	0.033 s	ug/L s		08/04/11 09:13 s	08/23/11 19:39 s	1s
Toxaphenes	2.0s	Us	2.0s	0.33 s	ug/L s		08/04/11 09:13 s	08/23/11 19:39 s	1s

Surrogatea	*% Recoverya*	*Qualifiera*	*Limitsa*	*Prepareda*	*Analyzeda*	*Dil Faca*
DCB Decachlorobiphenyl2	*47 2*	*X2*	*50 - 1502*	*08/04/11 09:13 2*	*08/23/11 19:392*	*12*
DCB Decachlorobiphenyl2	*47 2*	*X2*	*50 - 1502*	*08/04/11 09:13 2*	*08/23/11 19:392*	*12*
Tetrachloro-m-xylene2	*782*		*50 - 1502*	*08/04/11 09:13 2*	*08/23/11 19:392*	*12*
Tetrachloro-m-xylene2	*82*		*50 - 1502*	*08/04/11 09:13 2*	*08/23/11 19:392*	*12*

Method: 8082 - Polychlor nated Biphenyls (PCBs) by Gas Chromatography i

Analytei	Resulti	Qualif er i	RL i	MDL i	Uniti	Di	Prepared i	Analyzed i	Dil Fac i
Aroclor-1016 s	0.51s	Us	0.51s	0.17 s	ug/L s		08/04/11 09:18 s	08/17/11 19:45s	1s
Aroclor-1221s	0.51s	Us	0.51s	0.13 s	ug/L s		08/04/11 09:18 s	08/17/11 19:45s	1s
Aroclor-1232s	0.51s	Us	0.51s	0.16 s	ug/L s		08/04/11 09:18 s	08/17/11 19:45s	1s
Aroclor-1242s	0.51s	Us	0.51s	0.22s	ug/L s		08/04/11 09:18 s	08/17/11 19:45s	1s
Aroclor-1248 s	0.51s	Us	0.51s	0.10s	ug/L s		08/04/11 09:18 s	08/17/11 19:45s	1s
Aroclor-1254s	0.51s	Us	0.51s	0.16 s	ug/L s		08/04/11 09:18 s	08/17/11 19:45s	1s
Aroclor-1260s	0.51s	Us	0.51s	0.17 s	ug/L s		08/04/11 09:18 s	08/17/11 19:45s	1s

Surrogatea	*% Recoverya*	*Qualifiera*	*Limitsa*	*Prepareda*	*Analyzeda*	*Dil Faca*
Tetrachloro-m-xylene2	*1092*		*502 1502*	*08/04/11 09:182*	*08/17/11 19:452*	*12*
Tetrachloro-m-xylene2	*97 2*		*502 1502*	*08/04/11 09:182*	*08/17/11 19:452*	*12*
DCB Decachlorobiphenyl2	*53 2*		*502 1502*	*08/04/11 09:182*	*08/17/11 19:452*	*12*
DCB Decachlorobiphenyl2	*412*	*X2*	*502 1502*	*08/04/11 09:182*	*08/17/11 19:452*	*12*

Method: 8330 (Modif ed) - Organic Compounds by UV/HPLC - Dissolved i

Analytei	Resulti	Qualif er i	RL i	MDL i	Uniti	Di	Prepared i	Analyzed i	Dil Fac i
Nitroguanidines	20s	Us	20s	2.4s	ug/L s		08/10/11 10:00s	08/10/11 22:35s	1s

Method: 8330/8330A - Nitroaromatics & Nitramines: Explosives (8330/A) i

Analytei	Resulti	Qualif er i	RL i	MDL i	Uniti	Di	Prepared i	Analyzed i	Dil Fac i
1,3,5-Trinitrobenzenes	0.10s	Us	0.10s	0.030s	ug/L s		08/09/11 09:00s	08/12/11 22:43 s	1.01s
1,3-Dinitrobenzenes	0.10s	Us	0.10s	0.050s	ug/L s		08/09/11 09:00s	08/12/11 22:43 s	1.01s
2-Amino-4,6-dinitrotoluenes	0.10s	Us	0.10s	0.10s	ug/L s		08/09/11 09:00s	08/12/11 22:43 s	1.01s
2,4,6-Trinitrotoluenes	0.10s	Us	0.10s	0.050s	ug/L s		08/09/11 09:00s	08/12/11 22:43 s	1.01s
2,4-Dinitrotoluenes	0.10s	Us	0.10s	0.050s	ug/L s		08/09/11 09:00s	08/12/11 22:43 s	1.01s
2,6-Dinitrotoluenes	0.10s	Us	0.10s	0.050s	ug/L s		08/09/11 09:00s	08/12/11 22:43 s	1.01s
2-Nitrotoluenes	0.50s	Us	0.50s	0.089 s	ug/L s		08/09/11 09:00s	08/12/11 22:43 s	1.01s
3-Nitrotoluenes	0.50s	Us	0.50s	0.058 s	ug/L s		08/09/11 09:00s	08/12/11 22:43 s	1.01s
4-Amino-2,6-dinitrotoluenes	0.10s	Us	0.10s	0.050s	ug/L s		08/09/11 09:00s	08/12/11 22:43 s	1.01s
4-Nitrotoluenes	0.50s	Us	0.50s	0.089 s	ug/L s		08/09/11 09:00s	08/12/11 22:43 s	1.01s
HMXs	0.10s	Us	0.10s	0.036 s	ug/L s		08/09/11 09:00s	08/12/11 22:43 s	1.01s
Nitrobenzenes	0.10s	Us	0.10s	0.050s	ug/L s		08/09/11 09:00s	08/12/11 22:43 s	1.01s

Client Sample ID: FWGLL12mw-182C-1784-GWi

Date Collected: 08/02/11 11:02 i
Date Received: 08/03/11 08:00 i

Lab Sample ID: 240-2444-13 i
Matrix: Water i

Method: 8330/8330A - Nitroaromatics & Nitramines: Explosives (8330/A) (Continued) i

Analytei	Resulti	Qualifier i	RLi	MDLi	Uniti	Di	Preparedi	Analyzedi	Dil Faci
Nitroglycerins	0.66 s	Us	0.66 s	0.33 s	ug/L s		08/09/11 09:00s	08/12/11 22:43 s	1.01s
RDXs	0.10s	Us	0.10s	0.036 s	ug/L s		08/09/11 09:00s	08/12/11 22:43 s	1.01s
PETNs	0.66 s	Us	0.66 s	0.30s	ug/L s		08/09/11 09:00s	08/12/11 22:43 s	1.01s
Tetryls	0.10s	Us	0.10s	0.050s	ug/L s		08/09/11 09:00s	08/12/11 22:43 s	1.01s

Surrogatea	*% Recoverya*	*Qualifiera*	*Limitsa*	*Prepareda*	*Analyzeda*	*Dil Faca*
3,4-Dinitrotoluene2	*812*		*50 - 1502*	*08/09/11 09:002*	*08/12/11 2 :43 2*	*1.012*

General Chemistry i

Analytei	Resulti	Qualifier i	RLi	MDLi	Uniti	Di	Preparedi	Analyzedi	Dil Faci
Nitrate-Nitr tei	**0.11 i**		0.10s	0.0053 s	mg/L s		08/17/11 00:00s	08/17/11 15:41s	1s
Nitrocelluloses	2.0s	Us	2.0s	0.48 s	mg/L s		08/11/11 08:00s	08/17/11 12:57 s	1s

Client Sample ID: FWGLL12mw-182C-1784-GFi

Date Collected: 08/02/11 11:02 i
Date Received: 08/03/11 08:00 i

Lab Sample ID: 240-2444-14 i
Matrix: Water i

Method: 6010B - Metals (ICP) - Total Recoverablei

Analytei	Resulti	Qualifier i	RLi	MDLi	Uniti	Di	Preparedi	Analyzedi	Dil Faci
Silvers	5.0s	Us	5.0s	2.2s	ug/L s		08/04/11 08:00s	08/16/11 11:45s	1s
Arsenic i	**28 i**		5.0s	3.2s	ug/L s		08/04/11 08:00s	08/16/11 11:45s	1s
Bar umi	**68 i**		10s	0.67 s	ug/L s		08/04/11 08:00s	08/16/11 11:45s	1s
Calc umi	**77000 i**		1000s	130s	ug/L s		08/04/11 08:00s	08/16/11 11:45s	1s
Cobalts	5.0s	Us	5.0s	1.7 s	ug/L s		08/04/11 08:00s	08/16/11 11:45s	1s
Chromiums	5.0s	Us	5.0s	2.2s	ug/L s		08/04/11 08:00s	08/16/11 11:45s	1s
Coppers	5.0s	Us	5.0s	4.5s	ug/L s		08/04/11 08:00s	08/16/11 11:45s	1s
Potassiumi	**3500 i**	**Bi**	1000s	72s	ug/L s		08/04/11 08:00s	08/16/11 11:45s	1s
Magnesiumi	**61000 i**		1000s	34s	ug/L s		08/04/11 08:00s	08/16/11 11:45s	1s
Manganesei	**54 i**		10s	0.41s	ug/L s		08/04/11 08:00s	08/16/11 11:45s	1s
Nickeli	**4.1 i**	**Ji**	10s	3.2s	ug/L s		08/04/11 08:00s	08/16/11 11:45s	1s
Lead s	3.0s	Us	3.0s	1.9 s	ug/L s		08/04/11 08:00s	08/16/11 11:45s	1s
Seleniums	5.0s	Us	5.0s	4.1s	ug/L s		08/04/11 08:00s	08/16/11 11:45s	1s
Vanadiums	10s	Us	10s	0.64s	ug/L s		08/04/11 08:00s	08/16/11 11:45s	1s

Method: 6020 - Metals (ICP/MS) - Total Recoverablei

Analytei	Resulti	Qualifier i	RLi	MDLi	Uniti	Di	Preparedi	Analyzedi	Dil Faci
Aluminumi	**30 i**	**Ji**	50s	19 s	ug/L s		08/04/11 08:00s	08/23/11 11:47 s	1s
Berylliums	1.0s	Us	1.0s	0.20s	ug/L s		08/04/11 08:00s	08/23/11 11:47 s	1s
Cadmiums	0.50s	Us	0.50s	0.13 s	ug/L s		08/04/11 08:00s	08/23/11 11:47 s	1s
Ironi	**680 i**		50s	26 s	ug/L s		08/04/11 08:00s	08/23/11 11:47 s	1s
Antimonys	2.0s	Us	2.0s	0.13 s	ug/L s		08/04/11 08:00s	08/23/11 11:47 s	1s
Thalliums	1.0s	Us	1.0s	0.14s	ug/L s		08/04/11 08:00s	08/23/11 11:47 s	1s
Z nc i	**2.5 i**	**Ji**	10s	2.3 s	ug/L s		08/04/11 08:00s	08/23/11 11:47 s	1s
Sod ium i	**25000 i**	**Bi**	1000s	6.9 s	ug/L s		08/04/11 08:00s	08/23/11 11:47 s	1s

Method: 7470A - Mercury (CVAA) i

Analytei	Resulti	Qualifier i	RLi	MDLi	Uniti	Di	Preparedi	Analyzedi	Dil Faci
Mercurys	0.20s	Us	0.20s	0.12s	ug/L s		08/04/11 11:10s	08/04/11 16:55s	1s

Client Sample ID: FWGLL12mw-182C-1784-GF i

Date Collected: 08/02/11 11:02 i
Date Received: 08/03/11 08:00 i

Lab Sample ID: 240-2444-14 i
Matr x: Water i

General Chemistry - Dissolved i

Analytei	Resulti	Qualif er i	RL i	MDL i	Uniti	Di	Prepared i	Analyzed i	Dil Fac i
Hexavalent chromiums	0.020s	Us	0.020s	0.0020s	mg/L s			08/03/11 10:36 s	1s

Client Sample ID: FWGLL12mw-183C-1785-GWi

Date Collected: 08/02/11 12:22 i
Date Received: 08/03/11 08:00 i

Lab Sample ID: 240-2444-15 i
Matr x: Water i

Method: 8260B - Volatile Organic Compounds (GC/MS) i

Analytei	Resulti	Qualif er i	RL i	MDL i	Uniti	Di	Prepared i	Analyzed i	Dil Fac i
1,1,1-Trichloroethanes	1.0s	Us	1.0s	0.22s	ug/L s			08/14/11 23:31s	1s
1,1,2,2-Tetrachloroethanes	1.0s	Us	1.0s	0.18 s	ug/L s			08/14/11 23:31s	1s
1,1,2-Trichloroethanes	1.0s	Us	1.0s	0.27 s	ug/L s			08/14/11 23:31s	1s
1,1-Dichloroethanes	1.0s	Us	1.0s	0.15s	ug/L s			08/14/11 23:31s	1s
1,1-Dichloroethenes	1.0s	Us	1.0s	0.19 s	ug/L s			08/14/11 23:31s	1s
1,2-Dichloroethanes	1.0s	Us	1.0s	0.22s	ug/L s			08/14/11 23:31s	1s
1,2-Dichloroethene, Totals	1.0s	Us	1.0s	0.34s	ug/L s			08/14/11 23:31s	1s
1,2-Dichloropropanes	1.0s	Us	1.0s	0.18 s	ug/L s			08/14/11 23:31s	1s
2-Hexanones	10s	Us	10s	0.41s	ug/L s			08/14/11 23:31s	1s
Bromochloromethanes	1.0s	Us	1.0s	0.29 s	ug/L s			08/14/11 23:31s	1s
Acetones	10s	Us	10s	1.1s	ug/L s			08/14/11 23:31s	1s
Benzenes	1.0s	Us	1.0s	0.13 s	ug/L s			08/14/11 23:31s	1s
Bromoforms	1.0s	Us	1.0s	0.64s	ug/L s			08/14/11 23:31s	1s
Bromomethanes	1.0s	Us	1.0s	0.41s	ug/L s			08/14/11 23:31s	1s
Carbon disulfides	1.0s	Us	1.0s	0.13 s	ug/L s			08/14/11 23:31s	1s
Carbon tetrachlorides	1.0s	Us	1.0s	0.13 s	ug/L s			08/14/11 23:31s	1s
Chlorobenzenes	1.0s	Us	1.0s	0.15s	ug/L s			08/14/11 23:31s	1s
Chloroethanes	1.0s	Us	1.0s	0.29 s	ug/L s			08/14/11 23:31s	1s
Chloroforms	1.0s	Us	1.0s	0.16 s	ug/L s			08/14/11 23:31s	1s
Chloromethanes	1.0s	Us	1.0s	0.30s	ug/L s			08/14/11 23:31s	1s
cis-1,2-Dichloroethenes	1.0s	Us	1.0s	0.17 s	ug/L s			08/14/11 23:31s	1s
cis-1,3-Dichloropropenes	1.0s	Us	1.0s	0.14s	ug/L s			08/14/11 23:31s	1s
Bromodichloromethanes	1.0s	Us	1.0s	0.15s	ug/L s			08/14/11 23:31s	1s
Ethylbenzenes	1.0s	Us	1.0s	0.17 s	ug/L s			08/14/11 23:31s	1s
1,2-Dibromoethanes	1.0s	Us	1.0s	0.24s	ug/L s			08/14/11 23:31s	1s
m-Xylene & p-Xylenes	2.0s	Us	2.0s	0.24s	ug/L s			08/14/11 23:31s	1s
2-Butanone (MEK)s	10s	Us	10s	0.57 s	ug/L s			08/14/11 23:31s	1s
4-Methyl-2-pentanone (MIBK)s	10s	Us	10s	0.32s	ug/L s			08/14/11 23:31s	1s
Methylene Chlorides	2.0s	Us	2.0s	0.33 s	ug/L s			08/14/11 23:31s	1s
o-Xylenes	1.0s	Us	1.0s	0.14s	ug/L s			08/14/11 23:31s	1s
Styrenes	1.0s	Us	1.0s	0.11s	ug/L s			08/14/11 23:31s	1s
Tetrachloroethenes	1.0s	Us	1.0s	0.29 s	ug/L s			08/14/11 23:31s	1s
Toluenes	1.0s	Us	1.0s	0.13 s	ug/L s			08/14/11 23:31s	1s
trans-1,2-Dichloroethenes	1.0s	Us	1.0s	0.19 s	ug/L s			08/14/11 23:31s	1s
trans-1,3-Dichloropropenes	1.0s	Us	1.0s	0.19 s	ug/L s			08/14/11 23:31s	1s
Trichloroethenes	1.0s	Us	1.0s	0.17 s	ug/L s			08/14/11 23:31s	1s
Vinyl chlorides	1.0s	Us	1.0s	0.22s	ug/L s			08/14/11 23:31s	1s
Xylenes, Totals	2.0s	Us	2.0s	0.28 s	ug/L s			08/14/11 23:31s	1s
Dibromochloromethanes	1.0s	Us	1.0s	0.18 s	ug/L s			08/14/11 23:31s	1s

Surrogatea	*% Recoverya*	*Qualifiera*	*Limitsa*	*Prepareda*	*Analyzeda*	*Dil Faca*
1,2-Dichloroethane-d4 (Surr)2	*962*		*50 - 1502*		*08/14/11 23:312*	*12*

Client Sample ID: FWGLL12mw-183C-1785-GWi
Date Collected: 08/02/11 12:22 i
Date Received: 08/03/11 08:00 i

Lab Sample ID: 240-2444-15 i
Matrix: Water i

Method: 8260B - Volatile Organic Compounds (GC/MS) (Continued) i

Surrogatea	% Recoverya	Qualifiera	Limitsa	Prepareda	Analyzeda	Dil Faca
4-Bromofluorobenzene (Surr)2	1002		50 - 1502		08/14/11 23:312	12
Toluene-d8 (Surr)2	1052		50 - 1502		08/14/11 23:312	12
Dibromofluoromethane (Surr)2	962		50 - 1502		08/14/11 23:312	12

Method: 8270C - Semivolatile Organic Compounds (GC/MS) i

Analytei	Resulti	Qualifier i	RLi	MDLi	Uniti	Di	Preparedi	Analyzedi	Dil Faci
2,2'-oxybis[1-chloropropane] s	1.0s	Us	1.0s	0.42s	ug/L s		08/04/11 09:06 s	08/10/11 15:01s	1s
2,4,5-Trichlorophenols	5.2s	Us	5.2s	0.31s	ug/L s		08/04/11 09:06 s	08/10/11 15:01s	1s
2,4,6-Trichlorophenols	5.2s	Us	5.2s	0.83 s	ug/L s		08/04/11 09:06 s	08/10/11 15:01s	1s
2,4-Dichlorophenols	2.1s	Us	2.1s	0.83 s	ug/L s		08/04/11 09:06 s	08/10/11 15:01s	1s
2,4-Dimethylphenols	2.1s	Us	2.1s	0.83 s	ug/L s		08/04/11 09:06 s	08/10/11 15:01s	1s
2,4-Dinitrophenols	5.2s	Us	5.2s	2.5s	ug/L s		08/04/11 09:06 s	08/10/11 15:01s	1s
2,4-Dinitrotoluenes	5.2s	Us	5.2s	0.28 s	ug/L s		08/04/11 09:06 s	08/10/11 15:01s	1s
2,6-Dinitrotoluenes	5.2s	Us	5.2s	0.83 s	ug/L s		08/04/11 09:06 s	08/10/11 15:01s	1s
2-Chloronaphthalenes	1.0s	Us	1.0s	0.10s	ug/L s		08/04/11 09:06 s	08/10/11 15:01s	1s
2-Chlorophenols	1.0s	Us	1.0s	0.30s	ug/L s		08/04/11 09:06 s	08/10/11 15:01s	1s
Benzoic acid s	10s	U * s	10s	10s	ug/L s		08/04/11 09:06 s	08/10/11 15:01s	1s
2-Methylnaphthalenes	0.21s	Us	0.21s	0.10s	ug/L s		08/04/11 09:06 s	08/10/11 15:01s	1s
2-Methylphenols	1.0s	Us	1.0s	0.83 s	ug/L s		08/04/11 09:06 s	08/10/11 15:01s	1s
2-Nitroanilines	2.1s	Us	2.1s	0.83 s	ug/L s		08/04/11 09:06 s	08/10/11 15:01s	1s
Benzyl alcohols	5.2s	Us	5.2s	0.40s	ug/L s		08/04/11 09:06 s	08/10/11 15:01s	1s
2-Nitrophenols	2.1s	Us	2.1s	0.29 s	ug/L s		08/04/11 09:06 s	08/10/11 15:01s	1s
3,3'-Dichlorobenzidines	5.2s	Us	5.2s	0.39 s	ug/L s		08/04/11 09:06 s	08/10/11 15:01s	1s
3-Nitroanilines	2.1s	Us	2.1s	0.29 s	ug/L s		08/04/11 09:06 s	08/10/11 15:01s	1s
4,6-Dinitro-2-methylphenols	5.2s	Us	5.2s	2.5s	ug/L s		08/04/11 09:06 s	08/10/11 15:01s	1s
4-Bromophenyl phenyl ethers	2.1s	Us	2.1s	0.83 s	ug/L s		08/04/11 09:06 s	08/10/11 15:01s	1s
4-Chloro-3-methylphenols	2.1s	Us	2.1s	0.83 s	ug/L s		08/04/11 09:06 s	08/10/11 15:01s	1s
4-Chloroanilines	2.1s	Us	2.1s	0.83 s	ug/L s		08/04/11 09:06 s	08/10/11 15:01s	1s
4-Chlorophenyl phenyl ethers	2.1s	Us	2.1s	0.31s	ug/L s		08/04/11 09:06 s	08/10/11 15:01s	1s
4-Nitroanilines	2.1s	Us	2.1s	0.83 s	ug/L s		08/04/11 09:06 s	08/10/11 15:01s	1s
4-Nitrophenols	5.2s	Us	5.2s	2.5s	ug/L s		08/04/11 09:06 s	08/10/11 15:01s	1s
Acenaphthenes	0.21s	Us	0.21s	0.10s	ug/L s		08/04/11 09:06 s	08/10/11 15:01s	1s
Acenaphthylenes	0.21s	Us	0.21s	0.10s	ug/L s		08/04/11 09:06 s	08/10/11 15:01s	1s
Anthracenes	0.21s	Us	0.21s	0.10s	ug/L s		08/04/11 09:06 s	08/10/11 15:01s	1s
Benzo[a]anthracenes	0.21s	Us	0.21s	0.10s	ug/L s		08/04/11 09:06 s	08/10/11 15:01s	1s
Benzo[a]pyrenes	0.21s	Us	0.21s	0.10s	ug/L s		08/04/11 09:06 s	08/10/11 15:01s	1s
Benzo[b]fluoranthenes	0.21s	Us	0.21s	0.10s	ug/L s		08/04/11 09:06 s	08/10/11 15:01s	1s
Benzo[g,h,i]perylenes	0.21s	Us	0.21s	0.10s	ug/L s		08/04/11 09:06 s	08/10/11 15:01s	1s
Benzo[k]fluoranthenes	0.21s	Us	0.21s	0.10s	ug/L s		08/04/11 09:06 s	08/10/11 15:01s	1s
Bis(2-chloroethoxy)methanes	1.0s	Us	1.0s	0.33 s	ug/L s		08/04/11 09:06 s	08/10/11 15:01s	1s
Bis(2-chloroethyl)ethers	1.0s	Us	1.0s	0.10s	ug/L s		08/04/11 09:06 s	08/10/11 15:01s	1s
Bis(2-ethylhexyl) phthalatei	**0.89 i**	**Ji**	10s	0.83 s	ug/L s		08/04/11 09:06 s	08/10/11 15:01s	1s
Butyl benzyl phthalates	1.0s	Us	1.0s	0.83 s	ug/L s		08/04/11 09:06 s	08/10/11 15:01s	1s
Carbazoles	1.0s	Us	1.0s	0.29 s	ug/L s		08/04/11 09:06 s	08/10/11 15:01s	1s
1,2-Dichlorobenzenes	1.0s	Us	1.0s	0.30s	ug/L s		08/04/11 09:06 s	08/10/11 15:01s	1s
Chrysenes	0.21s	Us	0.21s	0.10s	ug/L s		08/04/11 09:06 s	08/10/11 15:01s	1s
1,3-Dichlorobenzenes	1.0s	Us	1.0s	0.83 s	ug/L s		08/04/11 09:06 s	08/10/11 15:01s	1s
Dibenz(a,h)anthracenes	0.21s	Us	0.21s	0.10s	ug/L s		08/04/11 09:06 s	08/10/11 15:01s	1s
1,4-Dichlorobenzenes	1.0s	Us	1.0s	0.35s	ug/L s		08/04/11 09:06 s	08/10/11 15:01s	1s
Dibenzofurans	1.0s	Us	1.0s	0.10s	ug/L s		08/04/11 09:06 s	08/10/11 15:01s	1s

Client Sample ID: FWGLL12mw-183C-1785-GWi
Date Collected: 08/02/11 12:22 i
Date Received: 08/03/11 08:00 i

Lab Sample ID: 240-2444-15 i
Matr x: Water i

Method: 8270C - Semivolatile Organic Compounds (GC/MS) (Continued) i

Analytei	Resulti	Qualif er i	RL i	MDL i	Uniti	Di	Prepared i	Analyzed i	Dil Fac i
Diethyl phthalates	1.0s	Us	1.0s	0.62s	ug/L s		08/04/11 09:06 s	08/10/11 15:01s	1s
Dimethyl phthalates	1.0s	Us	1.0s	0.30s	ug/L s		08/04/11 09:06 s	08/10/11 15:01s	1s
Di-n-butyl phthalates	1.0s	Us	1.0s	0.70s	ug/L s		08/04/11 09:06 s	08/10/11 15:01s	1s
Di-n-octyl phthalates	1.0s	Us	1.0s	0.83 s	ug/L s		08/04/11 09:06 s	08/10/11 15:01s	1s
Fluoranthenes	0.21s	Us	0.21s	0.10s	ug/L s		08/04/11 09:06 s	08/10/11 15:01s	1s
Fluorenes	0.21s	Us	0.21s	0.10s	ug/L s		08/04/11 09:06 s	08/10/11 15:01s	1s
Hexachlorobenzenes	0.21s	Us	0.21s	0.10s	ug/L s		08/04/11 09:06 s	08/10/11 15:01s	1s
Hexachlorobutadienes	1.0s	Us	1.0s	0.28 s	ug/L s		08/04/11 09:06 s	08/10/11 15:01s	1s
Hexachlorocyclopentadienes	10s	Us	10s	0.83 s	ug/L s		08/04/11 09:06 s	08/10/11 15:01s	1s
Hexachloroethanes	1.0s	Us	1.0s	0.83 s	ug/L s		08/04/11 09:06 s	08/10/11 15:01s	1s
Indeno[1,2,3-cd]pyrenes	0.21s	Us	0.21s	0.10s	ug/L s		08/04/11 09:06 s	08/10/11 15:01s	1s
Isophorones	1.0s	Us	1.0s	0.28 s	ug/L s		08/04/11 09:06 s	08/10/11 15:01s	1s
Naphthalenes	0.21s	Us	0.21s	0.10s	ug/L s		08/04/11 09:06 s	08/10/11 15:01s	1s
Nitrobenzenes	1.0s	Us	1.0s	0.042s	ug/L s		08/04/11 09:06 s	08/10/11 15:01s	1s
N-Nitrosodi-n-propylamines	1.0s	Us	1.0s	0.83 s	ug/L s		08/04/11 09:06 s	08/10/11 15:01s	1s
N-Nitrosodiphenylamines	1.0s	Us	1.0s	0.32s	ug/L s		08/04/11 09:06 s	08/10/11 15:01s	1s
Pentachlorophenols	5.2s	Us	5.2s	2.5s	ug/L s		08/04/11 09:06 s	08/10/11 15:01s	1s
Phenols	1.0s	Us	1.0s	0.62s	ug/L s		08/04/11 09:06 s	08/10/11 15:01s	1s
Phenanthrenes	0.21s	Us	0.21s	0.10s	ug/L s		08/04/11 09:06 s	08/10/11 15:01s	1s
Pyrenes	0.21s	Us	0.21s	0.10s	ug/L s		08/04/11 09:06 s	08/10/11 15:01s	1s
3 & 4 Methylphenols	1.0s	Us	1.0s	0.78 s	ug/L s		08/04/11 09:06 s	08/10/11 15:01s	1s
1,2,4-Trichlorobenzenes	1.0s	Us	1.0s	0.29 s	ug/L s		08/04/11 09:06 s	08/10/11 15:01s	1s

Surrogatea	*% Recoverya*	*Qualifiera*	*Limitsa*	*Prepareda*	*Analyzeda*	*Dil Faca*
-Fluorobiphenyl (Surr)2	*57 2*		*502 1502*	*08/04/11 09:062*	*08/10/11 15:012*	*12*
-Fluorophenol (Surr)2	*692*		*502 1502*	*08/04/11 09:062*	*08/10/11 15:012*	*12*
,4,6-Tribromophenol (Surr)2	*592*		*502 1502*	*08/04/11 09:062*	*08/10/11 15:012*	*12*
Nitrobenzene-d5 (Surr)2	*662*		*502 1502*	*08/04/11 09:062*	*08/10/11 15:012*	*12*
Phenol-d5 (Surr)2	*652*		*502 1502*	*08/04/11 09:062*	*08/10/11 15:012*	*12*
Terphenyl-d14 (Surr)2	*662*		*502 1502*	*08/04/11 09:062*	*08/10/11 15:012*	*12*

Method: 8081A - Organochlor ne Pestic des (GC) i

Analytei	Resulti	Qualif er i	RL i	MDL i	Uniti	Di	Prepared i	Analyzed i	Dil Fac i
Aldrins	0.031s	Us	0.031s	0.0085s	ug/L s		08/04/11 09:13 s	08/23/11 20:04s	1s
alpha-BHCs	0.031s	Us	0.031s	0.0073 s	ug/L s		08/04/11 09:13 s	08/23/11 20:04s	1s
alpha-Chlordanes	0.031s	Us	0.031s	0.015s	ug/L s		08/04/11 09:13 s	08/23/11 20:04s	1s
beta-BHCs	0.031s	Us	0.031s	0.0088 s	ug/L s		08/04/11 09:13 s	08/23/11 20:04s	1s
4,4'-DDD	0.031s	Us	0.031s	0.010s	ug/L s		08/04/11 09:13 s	08/23/11 20:04s	1s
4,4'-DDEs	0.031s	Us	0.031s	0.010s	ug/L s		08/04/11 09:13 s	08/23/11 20:04s	1s
4,4'-DDTs	0.031s	Us	0.031s	0.017 s	ug/L s		08/04/11 09:13 s	08/23/11 20:04s	1s
delta-BHCs	0.031s	Us	0.031s	0.0091s	ug/L s		08/04/11 09:13 s	08/23/11 20:04s	1s
Dieldrins	0.031s	Us	0.031s	0.0078 s	ug/L s		08/04/11 09:13 s	08/23/11 20:04s	1s
Endosulfan Is	0.026 s	Us	0.026 s	0.014s	ug/L s		08/04/11 09:13 s	08/23/11 20:04s	1s
Endosulfan IIs	0.026 s	Us	0.026 s	0.013 s	ug/L s		08/04/11 09:13 s	08/23/11 20:04s	1s
Endosulfan sulfates	0.031s	Us	0.031s	0.011s	ug/L s		08/04/11 09:13 s	08/23/11 20:04s	1s
Endrins	0.031s	Us	0.031s	0.011s	ug/L s		08/04/11 09:13 s	08/23/11 20:04s	1s
Endrin aldehydes	0.031s	Us	0.031s	0.011s	ug/L s		08/04/11 09:13 s	08/23/11 20:04s	1s
Endrin ketones	0.031s	Us	0.031s	0.0081s	ug/L s		08/04/11 09:13 s	08/23/11 20:04s	1s
gamma-BHC (Lindane)s	0.031s	Us	0.031s	0.0067 s	ug/L s		08/04/11 09:13 s	08/23/11 20:04s	1s
gamma-Chlordanes	0.031s	Us	0.031s	0.013 s	ug/L s		08/04/11 09:13 s	08/23/11 20:04s	1s
Heptachlors	0.031s	Us	0.031s	0.0083 s	ug/L s		08/04/11 09:13 s	08/23/11 20:04s	1s

Client Sample ID: FWGLL12mw-183C-1785-GWi
Date Collected: 08/02/11 12:22 i
Date Received: 08/03/11 08:00 i

Lab Sample ID: 240-2444-15 i
Matr x: Water i

Method: 8081A - Organochlor ne Pestic des (GC) (Continued) i

Analytei	Resulti	Qualif er i	RL i	MDL i	Uniti	Di	Prepared i	Analyzed i	Dil Fac i
Heptachlor epoxides	0.031s	Us	0.031s	0.0074s	ug/L s		08/04/11 09:13 s	08/23/11 20:04s	1s
Methoxychlors	0.10s	Us	0.10s	0.033 s	ug/L s		08/04/11 09:13 s	08/23/11 20:04s	1s
Toxaphenes	2.1s	Us	2.1s	0.33 s	ug/L s		08/04/11 09:13 s	08/23/11 20:04s	1s

Surrogatea	*% Recoverya*	*Qualifiera*	*Limitsa*	*Prepareda*	*Analyzeda*	*Dil Faca*
DCB Decachlorobiphenyl2	*592*		*50 - 1502*	*08/04/11 09:13 2*	*08/23/11 20:042*	*12*
DCB Decachlorobiphenyl2	*582*		*50 - 1502*	*08/04/11 09:13 2*	*08/23/11 20:042*	*12*
Tetrachloro-m-xylene2	*792*		*50 - 1502*	*08/04/11 09:13 2*	*08/23/11 20:042*	*12*
Tetrachloro-m-xylene2	*762*		*50 - 1502*	*08/04/11 09:13 2*	*08/23/11 20:042*	*12*

Method: 8082 - Polychlor nated Biphenyls (PCBs) by Gas Chromatography i

Analytei	Resulti	Qualif er i	RL i	MDL i	Uniti	Di	Prepared i	Analyzed i	Dil Fac i
Aroclor-1016 s	0.52s	Us	0.52s	0.18 s	ug/L s		08/04/11 09:18 s	08/17/11 20:00s	1s
Aroclor-1221s	0.52s	Us	0.52s	0.14s	ug/L s		08/04/11 09:18 s	08/17/11 20:00s	1s
Aroclor-1232s	0.52s	Us	0.52s	0.17 s	ug/L s		08/04/11 09:18 s	08/17/11 20:00s	1s
Aroclor-1242s	0.52s	Us	0.52s	0.23 s	ug/L s		08/04/11 09:18 s	08/17/11 20:00s	1s
Aroclor-1248 s	0.52s	Us	0.52s	0.10s	ug/L s		08/04/11 09:18 s	08/17/11 20:00s	1s
Aroclor-1254s	0.52s	Us	0.52s	0.17 s	ug/L s		08/04/11 09:18 s	08/17/11 20:00s	1s
Aroclor-1260s	0.52s	Us	0.52s	0.18 s	ug/L s		08/04/11 09:18 s	08/17/11 20:00s	1s

Surrogatea	*% Recoverya*	*Qualifiera*	*Limitsa*	*Prepareda*	*Analyzeda*	*Dil Faca*
Tetrachloro-m-xylene2	*962*		*5022 1502*	*08/04/11 09:182*	*08/17/11 20:002*	*12*
Tetrachloro-m-xylene2	*83 2*		*5022 1502*	*08/04/11 09:182*	*08/17/11 20:002*	*12*
DCB Decachlorobiphenyl2	*882*		*5022 1502*	*08/04/11 09:182*	*08/17/11 20:002*	*12*
DCB Decachlorobiphenyl2	*562*		*5022 1502*	*08/04/11 09:182*	*08/17/11 20:002*	*12*

Method: 8330 (Mod if ed) - Organic Compounds by UV/HPLC - Dissolved i

Analytei	Resulti	Qualif er i	RL i	MDL i	Uniti	Di	Prepared i	Analyzed i	Dil Fac i
Nitroguanidines	20s	Us	20s	2.4s	ug/L s		08/10/11 10:00s	08/10/11 22:50s	1s

Method: 8330/8330A - Nitroaromatics & Nitramines: Explosives (8330/A) i

Analytei	Resulti	Qualif er i	RL i	MDL i	Uniti	Di	Prepared i	Analyzed i	Dil Fac i
1,3,5-Trinitrobenzenes	0.10s	Us	0.10s	0.030s	ug/L s		08/09/11 09:00s	08/12/11 23:23 s	1s
1,3-Dinitrobenzenes	0.10s	Us	0.10s	0.050s	ug/L s		08/09/11 09:00s	08/12/11 23:23 s	1s
2-Amino-4,6-dinitrotoluenes	0.10s	Us	0.10s	0.10s	ug/L s		08/09/11 09:00s	08/12/11 23:23 s	1s
2,4,6-Trinitrotoluenes	0.10s	Us	0.10s	0.050s	ug/L s		08/09/11 09:00s	08/12/11 23:23 s	1s
2,4-Dinitrotoluenes	0.10s	Us	0.10s	0.050s	ug/L s		08/09/11 09:00s	08/12/11 23:23 s	1s
2,6-Dinitrotoluenes	0.10s	Us	0.10s	0.050s	ug/L s		08/09/11 09:00s	08/12/11 23:23 s	1s
2-Nitrotoluenes	0.50s	Us	0.50s	0.088 s	ug/L s		08/09/11 09:00s	08/12/11 23:23 s	1s
3-Nitrotoluenes	0.50s	Us	0.50s	0.057 s	ug/L s		08/09/11 09:00s	08/12/11 23:23 s	1s
4-Amino-2,6-dinitrotoluenes	0.10s	Us	0.10s	0.050s	ug/L s		08/09/11 09:00s	08/12/11 23:23 s	1s
4-Nitrotoluenes	0.50s	Us	0.50s	0.088 s	ug/L s		08/09/11 09:00s	08/12/11 23:23 s	1s
HMXs	0.10s	Us	0.10s	0.036 s	ug/L s		08/09/11 09:00s	08/12/11 23:23 s	1s
Nitrobenzenes	0.10s	Us	0.10s	0.050s	ug/L s		08/09/11 09:00s	08/12/11 23:23 s	1s
Nitroglycerins	0.65s	Us	0.65s	0.33 s	ug/L s		08/09/11 09:00s	08/12/11 23:23 s	1s
RDXs	0.10s	Us	0.10s	0.036 s	ug/L s		08/09/11 09:00s	08/12/11 23:23 s	1s
PETNs	0.65s	Us	0.65s	0.30s	ug/L s		08/09/11 09:00s	08/12/11 23:23 s	1s
Tetryls	0.10s	Us	0.10s	0.050s	ug/L s		08/09/11 09:00s	08/12/11 23:23 s	1s

Surrogatea	*% Recoverya*	*Qualifiera*	*Limitsa*	*Prepareda*	*Analyzeda*	*Dil Faca*
3,4-Dinitrotoluene2	*842*		*5022 1502*	*08/09/11 09:002*	*08/12/11 23:23 2*	*12*

Client Sample ID: FWGLL12mw-183C-1785-GWi
Date Collected: 08/02/11 12:22 i
Date Received: 08/03/11 08:00 i

Lab Sample ID: 240-2444-15 i
Matrix: Water i

General Chemistry i

Analytei	Resulti	Qualifier i	RLi	MDLi	Uniti	Di	Preparedi	Analyzedi	Dil Faci
Nitrate-Nitr tei	0.029 i	Bi	0.10s	0.0053 s	mg/L s		08/17/11 00:00s	08/17/11 15:43 s	1s
Nitrocelluloses	2.0s	Us	2.0s	0.48 s	mg/L s		08/11/11 08:00s	08/17/11 12:59 s	1

Client Sample ID: FWGLL12mw-183C-1785-GF i
Date Collected: 08/02/11 12:22 i
Date Received: 08/03/11 08:00 i

Lab Sample ID: 240-2444-16 i
Matrix: Water i

Method: 6010B - Metals (ICP) - Total Recoverablei

Analytei	Resulti	Qualifier i	RLi	MDLi	Uniti	Di	Preparedi	Analyzedi	Dil Faci
Silvers	5.0s	Us	5.0s	2.2s	ug/L s		08/04/11 08:00s	08/16/11 11:51s	1s
Arsenic i	45 i		5.0s	3.2s	ug/L s		08/04/11 08:00s	08/16/11 11:51s	1s
Barium i	76 i		10s	0.67 s	ug/L s		08/04/11 08:00s	08/16/11 11:51s	1s
Calcium i	110000 i		1000s	130s	ug/L s		08/04/11 08:00s	08/16/11 11:51s	1s
Cobalts	5.0s	Us	5.0s	1.7 s	ug/L s		08/04/11 08:00s	08/16/11 11:51s	1
Chromiums	5.0s	Us	5.0s	2.2s	ug/L s		08/04/11 08:00s	08/16/11 11:51s	1
Coppers	5.0s	Us	5.0s	4.5s	ug/L s		08/04/11 08:00s	08/16/11 11:51s	1
Potassiumi	3400 i	Bi	1000s	72s	ug/L s		08/04/11 08:00s	08/16/11 11:51s	1
Magnesiumi	45000 i		1000s	34s	ug/L s		08/04/11 08:00s	08/16/11 11:51s	1s
Manganesei	68 i		10s	0.41s	ug/L s		08/04/11 08:00s	08/16/11 11:51s	1s
Nickels	10s	Us	10s	3.2s	ug/L s		08/04/11 08:00s	08/16/11 11:51s	1
Lead s	3.0s	Us	3.0s	1.9 s	ug/L s		08/04/11 08:00s	08/16/11 11:51s	1
Seleniums	5.0s	Us	5.0s	4.1s	ug/L s		08/04/11 08:00s	08/16/11 11:51s	1
Vanadiums	10s	Us	10s	0.64s	ug/L s		08/04/11 08:00s	08/16/11 11:51s	1

Method: 6020 - Metals (ICP/MS) - Total Recoverablei

Analytei	Resulti	Qualifier i	RLi	MDLi	Uniti	Di	Preparedi	Analyzedi	Dil Faci
Aluminums	50s	Us	50s	19 s	ug/L s		08/04/11 08:00s	08/23/11 12:04s	1s
Berylliums	1.0s	Us	1.0s	0.20s	ug/L s		08/04/11 08:00s	08/23/11 12:04s	1
Cadmiums	0.50s	Us	0.50s	0.13 s	ug/L s		08/04/11 08:00s	08/23/11 12:04s	1
Ironi	1600 i		50s	26 s	ug/L s		08/04/11 08:00s	08/23/11 12:04s	1
Antimonys	2.0s	Us	2.0s	0.13 s	ug/L s		08/04/11 08:00s	08/23/11 12:04s	1
Thalliumi	0.18 i	J Bi	1.0s	0.14s	ug/L s		08/04/11 08:00s	08/23/11 12:04s	1s
Zincs	10s	Us	10s	2.3 s	ug/L s		08/04/11 08:00s	08/23/11 12:04s	1
Sodiumi	18000 i	Bi	1000s	6.9 s	ug/L s		08/04/11 08:00s	08/23/11 12:04s	1

Method: 7470A - Mercury (CVAA) i

Analytei	Resulti	Qualifier i	RLi	MDLi	Uniti	Di	Preparedi	Analyzedi	Dil Faci
Mercurys	0.20s	Us	0.20s	0.12s	ug/L s		08/04/11 11:10s	08/04/11 16:56 s	1s

General Chemistry - Dissolvedi

Analytei	Resulti	Qualifier i	RLi	MDLi	Uniti	Di	Preparedi	Analyzedi	Dil Faci
Hexavalent chromiums	0.020s	Us	0.020s	0.0020s	mg/L s			08/03/11 10:36 s	1s

Client Sample ID: FWGLL12mw-246C-1796-GW
Date Collected: 08/02/11 13:48
Date Received: 08/03/11 08:00

Lab Sample ID: 240-2444-17
Matrix: Water

Method: 8260B - Volatile Organic Compounds (GC/MS)

Analyte	Result	Qualifier	RL	MDL	Unit	Dil	Prepared	Analyzed	Dil Fac
1,1,1-Trichloroethanes	1.0	U	1.0	0.22	ug/L			08/15/11 14:37	1
1,1,2,2-Tetrachloroethanes	1.0	U	1.0	0.18	ug/L			08/15/11 14:37	1
1,1,2-Trichloroethanes	1.0	U	1.0	0.27	ug/L			08/15/11 14:37	1
1,1-Dichloroethanes	1.0	U	1.0	0.15	ug/L			08/15/11 14:37	1
1,1-Dichloroethenes	1.0	U	1.0	0.19	ug/L			08/15/11 14:37	1
1,2-Dichloroethanes	1.0	U	1.0	0.22	ug/L			08/15/11 14:37	1
1,2-Dichloroethene, Totals	1.0	U	1.0	0.34	ug/L			08/15/11 14:37	1
1,2-Dichloropropanes	1.0	U	1.0	0.18	ug/L			08/15/11 14:37	1
2-Hexanones	10	U	10	0.41	ug/L			08/15/11 14:37	1
Bromochloromethanes	1.0	U	1.0	0.29	ug/L			08/15/11 14:37	1
Acetones	10	U	10	1.1	ug/L			08/15/11 14:37	1
Benzenes	1.0	U	1.0	0.13	ug/L			08/15/11 14:37	1
Bromoforms	1.0	U	1.0	0.64	ug/L			08/15/11 14:37	1
Bromomethanes	1.0	U	1.0	0.41	ug/L			08/15/11 14:37	1
Carbon disulfides	1.0	U	1.0	0.13	ug/L			08/15/11 14:37	1
Carbon tetrachlorides	1.0	U	1.0	0.13	ug/L			08/15/11 14:37	1
Chlorobenzenes	1.0	U	1.0	0.15	ug/L			08/15/11 14:37	1
Chloroethanes	1.0	U	1.0	0.29	ug/L			08/15/11 14:37	1
Chloroforms	1.0	U	1.0	0.16	ug/L			08/15/11 14:37	1
Chloromethanes	1.0	U	1.0	0.30	ug/L			08/15/11 14:37	1
cis-1,2-Dichloroethenes	1.0	U	1.0	0.17	ug/L			08/15/11 14:37	1
cis-1,3-Dichloropropenes	1.0	U	1.0	0.14	ug/L			08/15/11 14:37	1
Bromodichloromethanes	1.0	U	1.0	0.15	ug/L			08/15/11 14:37	1
Ethylbenzenes	1.0	U	1.0	0.17	ug/L			08/15/11 14:37	1
1,2-Dibromoethanes	1.0	U	1.0	0.24	ug/L			08/15/11 14:37	1
m-Xylene & p-Xylenes	2.0	U	2.0	0.24	ug/L			08/15/11 14:37	1
2-Butanone (MEK)	10	U	10	0.57	ug/L			08/15/11 14:37	1
4-Methyl-2-pentanone (MIBK)	10	U	10	0.32	ug/L			08/15/11 14:37	1
Methylene Chlorides	2.0	U	2.0	0.33	ug/L			08/15/11 14:37	1
o-Xylenes	1.0	U	1.0	0.14	ug/L			08/15/11 14:37	1
Styrenes	1.0	U	1.0	0.11	ug/L			08/15/11 14:37	1
Tetrachloroethenes	1.0	U	1.0	0.29	ug/L			08/15/11 14:37	1
Toluenes	1.0	U	1.0	0.13	ug/L			08/15/11 14:37	1
trans-1,2-Dichloroethenes	1.0	U	1.0	0.19	ug/L			08/15/11 14:37	1
trans-1,3-Dichloropropenes	1.0	U	1.0	0.19	ug/L			08/15/11 14:37	1
Trichloroethenes	1.0	U	1.0	0.17	ug/L			08/15/11 14:37	1
Vinyl chlorides	1.0	U	1.0	0.22	ug/L			08/15/11 14:37	1
Xylenes, Totals	2.0	U	2.0	0.28	ug/L			08/15/11 14:37	1
Dibromochloromethanes	1.0	U	1.0	0.18	ug/L			08/15/11 14:37	1

Surrogate	*% Recovery*	*Qualifier*	*Limits*	*Prepared*	*Analyzed*	*Dil Fac*
1,2-Dichloroethane-d4 (Surr)	*93*		*50 - 150*		*08/15/11 14:37*	*1*
4-Bromofluorobenzene (Surr)	*101*		*50 - 150*		*08/15/11 14:37*	*1*
Toluene-d8 (Surr)	*101*		*50 - 150*		*08/15/11 14:37*	*1*
Dibromofluoromethane (Surr)	*92*		*50 - 150*		*08/15/11 14:37*	*1*

Method: 8270C - Semivolatile Organic Compounds (GC/MS)

Analyte	Result	Qualifier	RL	MDL	Unit	Dil	Prepared	Analyzed	Dil Fac
2,2'-oxybis[1-chloropropane]	1.0	U	1.0	0.41	ug/L		08/04/11 09:06	08/10/11 15:20	1
2,4,5-Trichlorophenols	5.2	U	5.2	0.31	ug/L		08/04/11 09:06	08/10/11 15:20	1
2,4,6-Trichlorophenols	5.2	U	5.2	0.82	ug/L		08/04/11 09:06	08/10/11 15:20	1

Client Sample ID: FWGLL12mw-246C-1796-GWi
Date Collected: 08/02/11 13:48 i
Date Received: 08/03/11 08:00 i

Lab Sample ID: 240-2444-17 i
Matr x: Water i

Method: 8270C - Semivolatile Organic Compounds (GC/MS) (Continued) i

Analytei	Resulti	Qualif er i	RL i	MDL i	Uniti	Di	Prepared i	Analyzed i	Dil Fac i
2,4-Dichlorophenols	2.1s	Us	2.1s	0.82s	ug/L s		08/04/11 09:06 s	08/10/11 15:20s	1s
2,4-Dimethylphenols	2.1s	Us	2.1s	0.82s	ug/L s		08/04/11 09:06 s	08/10/11 15:20s	1s
2,4-Dinitrophenols	5.2s	Us	5.2s	2.5s	ug/L s		08/04/11 09:06 s	08/10/11 15:20s	1s
2,4-Dinitrotoluenes	5.2s	Us	5.2s	0.28 s	ug/L s		08/04/11 09:06 s	08/10/11 15:20s	1s
2,6-Dinitrotoluenes	5.2s	Us	5.2s	0.82s	ug/L s		08/04/11 09:06 s	08/10/11 15:20s	1s
2-Chloronaphthalenes	1.0s	Us	1.0s	0.10s	ug/L s		08/04/11 09:06 s	08/10/11 15:20s	1s
2-Chlorophenols	1.0s	Us	1.0s	0.30s	ug/L s		08/04/11 09:06 s	08/10/11 15:20s	1s
Benzoic acid s	10s	U * s	10s	10s	ug/L s		08/04/11 09:06 s	08/10/11 15:20s	1s
2-Methylnaphthalenes	0.21s	Us	0.21s	0.10s	ug/L s		08/04/11 09:06 s	08/10/11 15:20s	1s
2-Methylphenols	1.0s	Us	1.0s	0.82s	ug/L s		08/04/11 09:06 s	08/10/11 15:20s	1s
2-Nitroanilines	2.1s	Us	2.1s	0.82s	ug/L s		08/04/11 09:06 s	08/10/11 15:20s	1s
Benzyl alcohols	5.2s	Us	5.2s	0.39 s	ug/L s		08/04/11 09:06 s	08/10/11 15:20s	1s
2-Nitrophenols	2.1s	Us	2.1s	0.29 s	ug/L s		08/04/11 09:06 s	08/10/11 15:20s	1s
3,3'-Dichlorobenzidines	5.2s	Us	5.2s	0.38 s	ug/L s		08/04/11 09:06 s	08/10/11 15:20s	1s
3-Nitroanilines	2.1s	Us	2.1s	0.29 s	ug/L s		08/04/11 09:06 s	08/10/11 15:20s	1s
4,6-Dinitro-2-methylphenols	5.2s	Us	5.2s	2.5s	ug/L s		08/04/11 09:06 s	08/10/11 15:20s	1s
4-Bromophenyl phenyl ethers	2.1s	Us	2.1s	0.82s	ug/L s		08/04/11 09:06 s	08/10/11 15:20s	1s
4-Chloro-3-methylphenols	2.1s	Us	2.1s	0.82s	ug/L s		08/04/11 09:06 s	08/10/11 15:20s	1s
4-Chloroanilines	2.1s	Us	2.1s	0.82s	ug/L s		08/04/11 09:06 s	08/10/11 15:20s	1s
4-Chlorophenyl phenyl ethers	2.1s	Us	2.1s	0.31s	ug/L s		08/04/11 09:06 s	08/10/11 15:20s	1s
4-Nitroanilines	2.1s	Us	2.1s	0.82s	ug/L s		08/04/11 09:06 s	08/10/11 15:20s	1s
4-Nitrophenols	5.2s	Us	5.2s	2.5s	ug/L s		08/04/11 09:06 s	08/10/11 15:20s	1s
Acenaphthenes	0.21s	Us	0.21s	0.10s	ug/L s		08/04/11 09:06 s	08/10/11 15:20s	1s
Acenaphthylenes	0.21s	Us	0.21s	0.10s	ug/L s		08/04/11 09:06 s	08/10/11 15:20s	1s
Anthracenes	0.21s	Us	0.21s	0.10s	ug/L s		08/04/11 09:06 s	08/10/11 15:20s	1s
Benzo[a]anthracenes	0.21s	Us	0.21s	0.10s	ug/L s		08/04/11 09:06 s	08/10/11 15:20s	1s
Benzo[a]pyrenes	0.21s	Us	0.21s	0.10s	ug/L s		08/04/11 09:06 s	08/10/11 15:20s	1s
Benzo[b]fluoranthenes	0.21s	Us	0.21s	0.10s	ug/L s		08/04/11 09:06 s	08/10/11 15:20s	1s
Benzo[g,h,i]perylenes	0.21s	Us	0.21s	0.10s	ug/L s		08/04/11 09:06 s	08/10/11 15:20s	1s
Benzo[k]fluoranthenes	0.21s	Us	0.21s	0.10s	ug/L s		08/04/11 09:06 s	08/10/11 15:20s	1s
Bis(2-chloroethoxy)methanes	1.0s	Us	1.0s	0.33 s	ug/L s		08/04/11 09:06 s	08/10/11 15:20s	1s
Bis(2-chloroethyl)ethers	1.0s	Us	1.0s	0.10s	ug/L s		08/04/11 09:06 s	08/10/11 15:20s	1s
Bis(2-ethylhexyl) phthalatei	**1.6 i**	**Ji**	10s	0.82s	ug/L s		08/04/11 09:06 s	08/10/11 15:20s	1s
Butyl benzyl phthalates	1.0s	Us	1.0s	0.82s	ug/L s		08/04/11 09:06 s	08/10/11 15:20s	1s
Carbazoles	1.0s	Us	1.0s	0.29 s	ug/L s		08/04/11 09:06 s	08/10/11 15:20s	1s
1,2-Dichlorobenzenes	1.0s	Us	1.0s	0.30s	ug/L s		08/04/11 09:06 s	08/10/11 15:20s	1s
Chrysenes	0.21s	Us	0.21s	0.10s	ug/L s		08/04/11 09:06 s	08/10/11 15:20s	1s
1,3-Dichlorobenzenes	1.0s	Us	1.0s	0.82s	ug/L s		08/04/11 09:06 s	08/10/11 15:20s	1s
Dibenz(a,h)anthracenes	0.21s	Us	0.21s	0.10s	ug/L s		08/04/11 09:06 s	08/10/11 15:20s	1s
1,4-Dichlorobenzenes	1.0s	Us	1.0s	0.35s	ug/L s		08/04/11 09:06 s	08/10/11 15:20s	1s
Dibenzofurans	1.0s	Us	1.0s	0.10s	ug/L s		08/04/11 09:06 s	08/10/11 15:20s	1s
Diethyl phthalates	1.0s	Us	1.0s	0.62s	ug/L s		08/04/11 09:06 s	08/10/11 15:20s	1s
Dimethyl phthalates	1.0s	Us	1.0s	0.30s	ug/L s		08/04/11 09:06 s	08/10/11 15:20s	1s
Di-n-butyl phthalates	1.0s	Us	1.0s	0.69 s	ug/L s		08/04/11 09:06 s	08/10/11 15:20s	1s
Di-n-octyl phthalates	1.0s	Us	1.0s	0.82s	ug/L s		08/04/11 09:06 s	08/10/11 15:20s	1s
Fluoranthenes	0.21s	Us	0.21s	0.10s	ug/L s		08/04/11 09:06 s	08/10/11 15:20s	1s
Fluorenes	0.21s	Us	0.21s	0.10s	ug/L s		08/04/11 09:06 s	08/10/11 15:20s	1s
Hexachlorobenzenes	0.21s	Us	0.21s	0.10s	ug/L s		08/04/11 09:06 s	08/10/11 15:20s	1s
Hexachlorobutadienes	1.0s	Us	1.0s	0.28 s	ug/L s		08/04/11 09:06 s	08/10/11 15:20s	1s
Hexachlorocyclopentadienes	10s	Us	10s	0.82s	ug/L s		08/04/11 09:06 s	08/10/11 15:20s	1s

Client Sample ID: FWGLL12mw-246C-1796-GWi
Date Collected: 08/02/11 13:48 i
Date Received: 08/03/11 08:00 i

Lab Sample ID: 240-2444-17 i
Matr x: Water i

Method: 8270C - Semivolatile Organic Compounds (GC/MS) (Continued) i

Analytei	Resulti	Qualif er i	RL i	MDL i	Uniti	Di	Prepared i	Analyzed i	Dil Fac i
Hexachloroethanes	1.0s	Us	1.0s	0.82s	ug/L s		08/04/11 09:06 s	08/10/11 15:20s	1s
Indeno[1,2,3-cd]pyrenes	0.21s	Us	0.21s	0.10s	ug/L s		08/04/11 09:06 s	08/10/11 15:20s	1s
Isophorones	1.0s	Us	1.0s	0.28 s	ug/L s		08/04/11 09:06 s	08/10/11 15:20s	1s
Naphthalenes	0.21s	Us	0.21s	0.10s	ug/L s		08/04/11 09:06 s	08/10/11 15:20s	1s
Nitrobenzenes	1.0s	Us	1.0s	0.041s	ug/L s		08/04/11 09:06 s	08/10/11 15:20s	1s
N-Nitrosodi-n-propylamines	1.0s	Us	1.0s	0.82s	ug/L s		08/04/11 09:06 s	08/10/11 15:20s	1s
N-Nitrosodiphenylamines	1.0s	Us	1.0s	0.32s	ug/L s		08/04/11 09:06 s	08/10/11 15:20s	1s
Pentachlorophenols	5.2s	Us	5.2s	2.5s	ug/L s		08/04/11 09:06 s	08/10/11 15:20s	1s
Phenols	1.0s	Us	1.0s	0.62s	ug/L s		08/04/11 09:06 s	08/10/11 15:20s	1s
Phenanthrenes	0.21s	Us	0.21s	0.10s	ug/L s		08/04/11 09:06 s	08/10/11 15:20s	1s
Pyrenes	0.21s	Us	0.21s	0.10s	ug/L s		08/04/11 09:06 s	08/10/11 15:20s	1s
3 & 4 Methylphenols	1.0s	Us	1.0s	0.77 s	ug/L s		08/04/11 09:06 s	08/10/11 15:20s	1s
1,2,4-Trichlorobenzenes	1.0s	Us	1.0s	0.29 s	ug/L s		08/04/11 09:06 s	08/10/11 15:20s	1s

Surrogatea	*% Recoverya*	*Qualifiera*	*Limitsa*	*Prepareda*	*Analyzeda*	*Dil Faca*
-Fluorobiphenyl (Surr)2	*582*		*50 - 1502*	*08/04/11 09:062*	*08/10/11 15:202*	*12*
-Fluorophenol (Surr)2	*642*		*50 - 1502*	*08/04/11 09:062*	*08/10/11 15:202*	*12*
,4,6-Tribromophenol (Surr)2	*63 2*		*50 - 1502*	*08/04/11 09:062*	*08/10/11 15:202*	*12*
Nitrobenzene-d5 (Surr)2	*642*		*50 - 1502*	*08/04/11 09:062*	*08/10/11 15:202*	*12*
Phenol-d5 (Surr)2	*662*		*50 - 1502*	*08/04/11 09:062*	*08/10/11 15:202*	*12*
Terphenyl-d14 (Surr)2	*612*		*50 - 1502*	*08/04/11 09:062*	*08/10/11 15:202*	*12*

Method: 8081A - Organochlor ne Pestic des (GC) i

Analytei	Resulti	Qualif er i	RL i	MDL i	Uniti	Di	Prepared i	Analyzed i	Dil Fac i
Aldrins	0.031s	Us	0.031s	0.0085s	ug/L s		08/04/11 09:13 s	08/23/11 20:28 s	1s
alpha-BHCs	0.031s	Us	0.031s	0.0073 s	ug/L s		08/04/11 09:13 s	08/23/11 20:28 s	1s
alpha-Chlordanes	0.031s	Us	0.031s	0.015s	ug/L s		08/04/11 09:13 s	08/23/11 20:28 s	1s
beta-BHCs	0.031s	Us	0.031s	0.0088 s	ug/L s		08/04/11 09:13 s	08/23/11 20:28 s	1s
4,4'-DDD	0.031s	Us	0.031s	0.010s	ug/L s		08/04/11 09:13 s	08/23/11 20:28 s	1s
4,4'-DDEs	0.031s	Us	0.031s	0.010s	ug/L s		08/04/11 09:13 s	08/23/11 20:28 s	1s
4,4'-DDTs	0.031s	Us	0.031s	0.017 s	ug/L s		08/04/11 09:13 s	08/23/11 20:28 s	1s
delta-BHCs	0.031s	Us	0.031s	0.0091s	ug/L s		08/04/11 09:13 s	08/23/11 20:28 s	1s
Dieldrins	0.031s	Us	0.031s	0.0078 s	ug/L s		08/04/11 09:13 s	08/23/11 20:28 s	1s
Endosulfan Is	0.026 s	Us	0.026 s	0.014s	ug/L s		08/04/11 09:13 s	08/23/11 20:28 s	1s
Endosulfan IIs	0.026 s	Us	0.026 s	0.013 s	ug/L s		08/04/11 09:13 s	08/23/11 20:28 s	1s
Endosulfan sulfates	0.031s	Us	0.031s	0.011s	ug/L s		08/04/11 09:13 s	08/23/11 20:28 s	1s
Endrins	0.031s	Us	0.031s	0.011s	ug/L s		08/04/11 09:13 s	08/23/11 20:28 s	1s
Endrin aldehydes	0.031s	Us	0.031s	0.011s	ug/L s		08/04/11 09:13 s	08/23/11 20:28 s	1s
Endrin ketones	0.031s	Us	0.031s	0.0081s	ug/L s		08/04/11 09:13 s	08/23/11 20:28 s	1s
gamma-BHC (Lindane)s	0.031s	Us	0.031s	0.0067 s	ug/L s		08/04/11 09:13 s	08/23/11 20:28 s	1s
gamma-Chlordanes	0.031s	Us	0.031s	0.013 s	ug/L s		08/04/11 09:13 s	08/23/11 20:28 s	1s
Heptachlors	0.031s	Us	0.031s	0.0083 s	ug/L s		08/04/11 09:13 s	08/23/11 20:28 s	1s
Heptachlor epoxides	0.031s	Us	0.031s	0.0074s	ug/L s		08/04/11 09:13 s	08/23/11 20:28 s	1s
Methoxychlors	0.10s	Us	0.10s	0.033 s	ug/L s		08/04/11 09:13 s	08/23/11 20:28 s	1s
Toxaphenes	2.1s	Us	2.1s	0.33 s	ug/L s		08/04/11 09:13 s	08/23/11 20:28 s	1s

Surrogatea	*% Recoverya*	*Qualifiera*	*Limitsa*	*Prepareda*	*Analyzeda*	*Dil Faca*
DCB Decachlorobiphenyl2	*37 2*	*X2*	*502 1502*	*08/04/11 09:13 2*	*08/23/11 20:282*	*12*
DCB Decachlorobiphenyl2	*362*	*X2*	*502 1502*	*08/04/11 09:13 2*	*08/23/11 20:282*	*12*
Tetrachloro-m-xylene2	*87 2*		*502 1502*	*08/04/11 09:13 2*	*08/23/11 20:282*	*12*
Tetrachloro-m-xylene2	*862*		*502 1502*	*08/04/11 09:13 2*	*08/23/11 20:282*	*12*

Client Sample ID: FWGLL12mw-246C-1796-GWi
Date Collected: 08/02/11 13:48 i
Date Received: 08/03/11 08:00 i

Lab Sample ID: 240-2444-17 i
Matr x: Water i

Method: 8082 - Polychlor nated Biphenyls (PCBs) by Gas Chromatography i

Analytei	Resulti	Qualif er i	RLi	MDLi	Uniti	Di	Preparedi	Analyzedi	Dil Faci
Aroclor-1016 s	0.52s	Us	0.52s	0.18 s	ug/L s		08/04/11 09:18 s	08/17/11 20:15s	1s
Aroclor-1221s	0.52s	Us	0.52s	0.14s	ug/L s		08/04/11 09:18 s	08/17/11 20:15s	1s
Aroclor-1232s	0.52s	Us	0.52s	0.17 s	ug/L s		08/04/11 09:18 s	08/17/11 20:15s	1s
Aroclor-1242s	0.52s	Us	0.52s	0.23 s	ug/L s		08/04/11 09:18 s	08/17/11 20:15s	1s
Aroclor-1248 s	0.52s	Us	0.52s	0.10s	ug/L s		08/04/11 09:18 s	08/17/11 20:15s	1s
Aroclor-1254s	0.52s	Us	0.52s	0.17 s	ug/L s		08/04/11 09:18 s	08/17/11 20:15s	1s
Aroclor-1260s	0.52s	Us	0.52s	0.18 s	ug/L s		08/04/11 09:18 s	08/17/11 20:15s	1s

Surrogatea	*% Recoverya*	*Qualifiera*	*Limitsa*	*Prepareda*	*Analyzeda*	*Dil Faca*
Tetrachloro-m-xylene2	*1162*		*50 - 1502*	*08/04/11 09:182*	*08/17/11 20:152*	*12*
Tetrachloro-m-xylene2	*113 2*		*50 - 1502*	*08/04/11 09:182*	*08/17/11 20:152*	*12*
DCB Decachlorobiphenyl2	*392*	*X2*	*50 - 1502*	*08/04/11 09:182*	*08/17/11 20:152*	*12*
DCB Decachlorobiphenyl2	*33 2*	*X2*	*50 - 1502*	*08/04/11 09:182*	*08/17/11 20:152*	*12*

Method: 8330 (Modif ed) - Organic Compounds by UV/HPLC - Dissolved i

Analytei	Resulti	Qualif er i	RLi	MDLi	Uniti	Di	Preparedi	Analyzedi	Dil Faci
Nitroguanidines	20s	Us	20s	2.4s	ug/L s		08/10/11 10:00s	08/10/11 23:04s	1s

Method: 8330/8330A - Nitroaromatics & Nitramines: Explosives (8330/A) i

Analytei	Resulti	Qualif er i	RLi	MDLi	Uniti	Di	Preparedi	Analyzedi	Dil Faci
1,3,5-Trinitrobenzenes	0.11s	Us	0.11s	0.033 s	ug/L s		08/09/11 09:00s	08/13/11 00:03 s	1.11s
1,3-Dinitrobenzenes	0.11s	Us	0.11s	0.056 s	ug/L s		08/09/11 09:00s	08/13/11 00:03 s	1.11s
2-Amino-4,6-dinitrotoluenes	0.11s	Us	0.11s	0.11s	ug/L s		08/09/11 09:00s	08/13/11 00:03 s	1.11s
2,4,6-Trinitrotoluenes	0.11s	Us	0.11s	0.056 s	ug/L s		08/09/11 09:00s	08/13/11 00:03 s	1.11s
2,4-Dinitrotoluenes	0.11s	Us	0.11s	0.056 s	ug/L s		08/09/11 09:00s	08/13/11 00:03 s	1.11s
2,6-Dinitrotoluenes	0.11s	Us	0.11s	0.056 s	ug/L s		08/09/11 09:00s	08/13/11 00:03 s	1.11s
2-Nitrotoluenes	0.56 s	Us	0.56 s	0.098 s	ug/L s		08/09/11 09:00s	08/13/11 00:03 s	1.11s
3-Nitrotoluenes	0.56 s	Us	0.56 s	0.063 s	ug/L s		08/09/11 09:00s	08/13/11 00:03 s	1.11s
4-Amino-2,6-dinitrotoluenes	0.11s	Us	0.11s	0.056 s	ug/L s		08/09/11 09:00s	08/13/11 00:03 s	1.11s
4-Nitrotoluenes	0.56 s	Us	0.56 s	0.098 s	ug/L s		08/09/11 09:00s	08/13/11 00:03 s	1.11s
HMXs	0.11s	Us	0.11s	0.040s	ug/L s		08/09/11 09:00s	08/13/11 00:03 s	1.11s
Nitrobenzenes	0.11s	Us	0.11s	0.056 s	ug/L s		08/09/11 09:00s	08/13/11 00:03 s	1.11s
Nitroglycerins	0.72s	Us	0.72s	0.37 s	ug/L s		08/09/11 09:00s	08/13/11 00:03 s	1.11s
RDXs	0.11s	Us	0.11s	0.040s	ug/L s		08/09/11 09:00s	08/13/11 00:03 s	1.11s
PETNs	0.72s	Us	0.72s	0.33 s	ug/L s		08/09/11 09:00s	08/13/11 00:03 s	1.11s
Tetryls	0.11s	Us	0.11s	0.056 s	ug/L s		08/09/11 09:00s	08/13/11 00:03 s	1.11s

Surrogatea	*% Recoverya*	*Qualifiera*	*Limitsa*	*Prepareda*	*Analyzeda*	*Dil Faca*
3,4-Dinitrotoluene2	*842*		*50 - 1502*	*08/09/11 09:002*	*08/13/11 00:03 2*	*1.112*

General Chemistry i

Analytei	Resulti	Qualif er i	RLi	MDLi	Uniti	Di	Preparedi	Analyzedi	Dil Faci
Nitrate-Nitr tei	**0.035 i**	**Bi**	0.10s	0.0053 s	mg/L s		08/17/11 00:00s	08/17/11 15:45s	1s
Nitrocelluloses	2.0s	Us	2.0s	0.48 s	mg/L s		08/11/11 08:00s	08/17/11 13:01s	1s

Client Sample ID: FWGLL12mw-246C-1796-GF i

Date Collected: 08/02/11 13:48 i
Date Received: 08/03/11 08:00 i

Lab Sample ID: 240-2444-18 i
Matrix: Water i

Method: 6010B - Metals (ICP) - Total Recoverablei

Analytei	Resulti	Qualifier i	RLi	MDLi	Uniti	Di	Preparedi	Analyzedi	Dil Faci
Silvers	5.0s	Us	5.0s	2.2s	ug/L s		08/04/11 08:00s	08/16/11 12:08 s	1s
Arsenic i	34 i		5.0s	3.2s	ug/L s		08/04/11 08:00s	08/16/11 12:08 s	1s
Barium i	41 i		10s	0.67 s	ug/L s		08/04/11 08:00s	08/16/11 12:08 s	1s
Calcium i	110000 i		1000s	130s	ug/L s		08/04/11 08:00s	08/16/11 12:08 s	1s
Cobalts	5.0s	Us	5.0s	1.7 s	ug/L s		08/04/11 08:00s	08/16/11 12:08 s	1s
Chromiums	5.0s	Us	5.0s	2.2s	ug/L s		08/04/11 08:00s	08/16/11 12:08 s	1s
Coppers	5.0s	Us	5.0s	4.5s	ug/L s		08/04/11 08:00s	08/16/11 12:08 s	1s
Potassiumi	3900 i	Bi	1000s	72s	ug/L s		08/04/11 08:00s	08/16/11 12:08 s	1s
Magnesiumi	51000 i		1000s	34s	ug/L s		08/04/11 08:00s	08/16/11 12:08 s	1s
Manganesei	66 i		10s	0.41s	ug/L s		08/04/11 08:00s	08/16/11 12:08 s	1s
Nickels	10s	Us	10s	3.2s	ug/L s		08/04/11 08:00s	08/16/11 12:08 s	1s
Lead s	3.0s	Us	3.0s	1.9 s	ug/L s		08/04/11 08:00s	08/16/11 12:08 s	1s
Seleniums	5.0s	Us	5.0s	4.1s	ug/L s		08/04/11 08:00s	08/16/11 12:08 s	1s
Vanadiums	10s	Us	10s	0.64s	ug/L s		08/04/11 08:00s	08/16/11 12:08 s	1s

Method: 6020 - Metals (ICP/MS) - Total Recoverablei

Analytei	Resulti	Qualifier i	RLi	MDLi	Uniti	Di	Preparedi	Analyzedi	Dil Faci
Aluminums	50s	Us	50s	19 s	ug/L s		08/04/11 08:00s	08/23/11 12:10s	1s
Berylliums	1.0s	Us	1.0s	0.20s	ug/L s		08/04/11 08:00s	08/23/11 12:10s	1s
Cadmiums	0.50s	Us	0.50s	0.13 s	ug/L s		08/04/11 08:00s	08/23/11 12:10s	1s
Ironi	1800 i		50s	26 s	ug/L s		08/04/11 08:00s	08/23/11 12:10s	1s
Antimonys	2.0s	Us	2.0s	0.13 s	ug/L s		08/04/11 08:00s	08/23/11 12:10s	1s
Thalliumi	0.14 i	J Bi	1.0s	0.14s	ug/L s		08/04/11 08:00s	08/23/11 12:10s	1s
Zinc i	5.0 i	Ji	10s	2.3 s	ug/L s		08/04/11 08:00s	08/23/11 12:10s	1s
Sodium	22000 i	Bi	1000s	6.9 s	ug/L s		08/04/11 08:00s	08/23/11 12:10s	1s

Method: 7470A - Mercury (CVAA) i

Analytei	Resulti	Qualifier i	RLi	MDLi	Uniti	Di	Preparedi	Analyzedi	Dil Faci
Mercurys	0.20s	Us	0.20s	0.12s	ug/L s		08/04/11 11:10s	08/04/11 16:58 s	1s

General Chemistry - Dissolvedi

Analytei	Resulti	Qualifier i	RLi	MDLi	Uniti	Di	Preparedi	Analyzedi	Dil Faci
Hexavalent chromiums	0.020s	Us	0.020s	0.0020s	mg/L s			08/03/11 10:36 s	1s

Client Sample ID: FWGLL12mw-244C-1794-GWi

Date Collected: 08/02/11 15:02 i
Date Received: 08/03/11 08:00 i

Lab Sample ID: 240-2444-19 i
Matrix: Water i

Method: 8260B - Volatile Organic Compounds (GC/MS) i

Analytei	Resulti	Qualifier i	RLi	MDLi	Uniti	Di	Preparedi	Analyzedi	Dil Faci
1,1,1-Trichloroethanes	1.0s	Us	1.0s	0.22s	ug/L s			08/15/11 14:59 s	1s
1,1,2,2-Tetrachloroethanes	1.0s	Us	1.0s	0.18 s	ug/L s			08/15/11 14:59 s	1s
1,1,2-Trichloroethanes	1.0s	Us	1.0s	0.27 s	ug/L s			08/15/11 14:59 s	1s
1,1-Dichloroethanes	1.0s	Us	1.0s	0.15s	ug/L s			08/15/11 14:59 s	1s
1,1-Dichloroethenes	1.0s	Us	1.0s	0.19 s	ug/L s			08/15/11 14:59 s	1s
1,2-Dichloroethanes	1.0s	Us	1.0s	0.22s	ug/L s			08/15/11 14:59 s	1s
1,2-Dichloroethene, Totals	1.0s	Us	1.0s	0.34s	ug/L s			08/15/11 14:59 s	1s
1,2-Dichloropropanes	1.0s	Us	1.0s	0.18 s	ug/L s			08/15/11 14:59 s	1s
2-Hexanones	10s	Us	10s	0.41s	ug/L s			08/15/11 14:59 s	1s
Bromochloromethanes	1.0s	Us	1.0s	0.29 s	ug/L s			08/15/11 14:59 s	1s

Client Sample ID: FWGLL12mw-244C-1794-GWi
Date Collected: 08/02/11 15:02 i
Date Received: 08/03/11 08:00 i

Lab Sample ID: 240-2444-19 i
Matr x: Water i

Method: 8260B - Volatile Organic Compounds (GC/MS) (Continued) i

Analytei	Resulti	Qualif er i	RLi	MDLi	Uniti	Di	Preparedi	Analyzedi	Dil Faci
Acetonei	1.9 i	Ji	10s	1.1s	ug/L s			08/15/11 14:59 s	1s
Benzenei	0.22 i	Ji	1.0s	0.13 s	ug/L s			08/15/11 14:59 s	1s
Bromoforms	1.0s	Us	1.0s	0.64s	ug/L s			08/15/11 14:59 s	1s
Bromomethanes	1.0s	Us	1.0s	0.41s	ug/L s			08/15/11 14:59 s	1s
Carbon disulfides	1.0s	Us	1.0s	0.13 s	ug/L s			08/15/11 14:59 s	1s
Carbon tetrachlorides	1.0s	Us	1.0s	0.13 s	ug/L s			08/15/11 14:59 s	1s
Chlorobenzenes	1.0s	Us	1.0s	0.15s	ug/L s			08/15/11 14:59 s	1s
Chloroethanes	1.0s	Us	1.0s	0.29 s	ug/L s			08/15/11 14:59 s	1s
Chloroforms	1.0s	Us	1.0s	0.16 s	ug/L s			08/15/11 14:59 s	1s
Chloromethanes	1.0s	Us	1.0s	0.30s	ug/L s			08/15/11 14:59 s	1s
cis-1,2-Dichloroethenes	1.0s	Us	1.0s	0.17 s	ug/L s			08/15/11 14:59 s	1s
cis-1,3-Dichloropropenes	1.0s	Us	1.0s	0.14s	ug/L s			08/15/11 14:59 s	1s
Bromodichloromethanes	1.0s	Us	1.0s	0.15s	ug/L s			08/15/11 14:59 s	1s
Ethylbenzenes	1.0s	Us	1.0s	0.17 s	ug/L s			08/15/11 14:59 s	1s
1,2-Dibromoethanes	1.0s	Us	1.0s	0.24s	ug/L s			08/15/11 14:59 s	1s
m-Xylene & p-Xylenes	2.0s	Us	2.0s	0.24s	ug/L s			08/15/11 14:59 s	1s
2-Butanone (MEK)s	10s	Us	10s	0.57 s	ug/L s			08/15/11 14:59 s	1s
4-Methyl-2-pentanone (MIBK)s	10s	Us	10s	0.32s	ug/L s			08/15/11 14:59 s	1s
Methylene Chlorides	2.0s	Us	2.0s	0.33 s	ug/L s			08/15/11 14:59 s	1s
o-Xylenes	1.0s	Us	1.0s	0.14s	ug/L s			08/15/11 14:59 s	1s
Styrenes	1.0s	Us	1.0s	0.11s	ug/L s			08/15/11 14:59 s	1s
Tetrachloroethenes	1.0s	Us	1.0s	0.29 s	ug/L s			08/15/11 14:59 s	1s
Toluenes	1.0s	Us	1.0s	0.13 s	ug/L s			08/15/11 14:59 s	1s
trans-1,2-Dichloroethenes	1.0s	Us	1.0s	0.19 s	ug/L s			08/15/11 14:59 s	1s
trans-1,3-Dichloropropenes	1.0s	Us	1.0s	0.19 s	ug/L s			08/15/11 14:59 s	1s
Trichloroethenes	1.0s	Us	1.0s	0.17 s	ug/L s			08/15/11 14:59 s	1s
Vinyl chlorides	1.0s	Us	1.0s	0.22s	ug/L s			08/15/11 14:59 s	1s
Xylenes, Totals	2.0s	Us	2.0s	0.28 s	ug/L s			08/15/11 14:59 s	1s
Dibromochloromethanes	1.0s	Us	1.0s	0.18 s	ug/L s			08/15/11 14:59 s	1s

Surrogatea	*% Recoverya*	*Qualifiera*	*Limitsa*	*Prepareda*	*Analyzeda*	*Dil Faca*
1,2-Dichloroethane-d4 (Surr)2	*952*		*50 - 1502*		*08/15/11 14:592*	*12*
4-Bromofluorobenzene (Surr)2	*102*		*50 - 1502*		*08/15/11 14:592*	*12*
Toluene-d8 (Surr)2	*102*		*50 - 1502*		*08/15/11 14:592*	*12*
Dibromofluoromethane (Surr)2	*97 2*		*50 - 1502*		*08/15/11 14:592*	*12*

Method: 8270C - Semivolatile Organic Compounds (GC/MS) i

Analytei	Resulti	Qualif er i	RLi	MDLi	Uniti	Di	Preparedi	Analyzedi	Dil Faci
2,2'-oxybis[1-chloropropane] s	1.0s	Us	1.0s	0.40s	ug/L s		08/04/11 09:06 s	08/10/11 15:38 s	1s
2,4,5-Trichlorophenols	5.0s	Us	5.0s	0.30s	ug/L s		08/04/11 09:06 s	08/10/11 15:38 s	1s
2,4,6-Trichlorophenols	5.0s	Us	5.0s	0.80s	ug/L s		08/04/11 09:06 s	08/10/11 15:38 s	1s
2,4-Dichlorophenols	2.0s	Us	2.0s	0.80s	ug/L s		08/04/11 09:06 s	08/10/11 15:38 s	1s
2,4-Dimethylphenols	2.0s	Us	2.0s	0.80s	ug/L s		08/04/11 09:06 s	08/10/11 15:38 s	1s
2,4-Dinitrophenols	5.0s	Us	5.0s	2.4s	ug/L s		08/04/11 09:06 s	08/10/11 15:38 s	1s
2,4-Dinitrotoluenes	5.0s	Us	5.0s	0.27 s	ug/L s		08/04/11 09:06 s	08/10/11 15:38 s	1s
2,6-Dinitrotoluenes	5.0s	Us	5.0s	0.80s	ug/L s		08/04/11 09:06 s	08/10/11 15:38 s	1s
2-Chloronaphthalenes	1.0s	Us	1.0s	0.10s	ug/L s		08/04/11 09:06 s	08/10/11 15:38 s	1s
2-Chlorophenols	1.0s	Us	1.0s	0.29 s	ug/L s		08/04/11 09:06 s	08/10/11 15:38 s	1s
Benzoic acid s	10s	U * s	10s	10s	ug/L s		08/04/11 09:06 s	08/10/11 15:38 s	1s
2-Methylnaphthalenes	0.20s	Us	0.20s	0.10s	ug/L s		08/04/11 09:06 s	08/10/11 15:38 s	1s
2-Methylphenols	1.0s	Us	1.0s	0.80s	ug/L s		08/04/11 09:06 s	08/10/11 15:38 s	1s

Client Sample ID: FWGLL12mw-244C-1794-GWi
Date Collected: 08/02/11 15:02 i
Date Received: 08/03/11 08:00 i

Lab Sample ID: 240-2444-19 i
Matr x: Water i

Method: 8270C - Semivolatile Organic Compounds (GC/MS) (Continued) i

Analytei	Resulti	Qualif er i	RL i	MDL i	Uniti	Di	Prepared i	Analyzed i	Dil Fac i
2-Nitroanilines	2.0s	Us	2.0s	0.80s	ug/L s		08/04/11 09:06 s	08/10/11 15:38 s	1s
Benzyl alcohols	5.0s	Us	5.0s	0.38 s	ug/L s		08/04/11 09:06 s	08/10/11 15:38 s	1s
2-Nitrophenols	2.0s	Us	2.0s	0.28 s	ug/L s		08/04/11 09:06 s	08/10/11 15:38 s	1s
3,3'-Dichlorobenzidines	5.0s	Us	5.0s	0.37 s	ug/L s		08/04/11 09:06 s	08/10/11 15:38 s	1s
3-Nitroanilines	2.0s	Us	2.0s	0.28 s	ug/L s		08/04/11 09:06 s	08/10/11 15:38 s	1s
4,6-Dinitro-2-methylphenols	5.0s	Us	5.0s	2.4s	ug/L s		08/04/11 09:06 s	08/10/11 15:38 s	1s
4-Bromophenyl phenyl ethers	2.0s	Us	2.0s	0.80s	ug/L s		08/04/11 09:06 s	08/10/11 15:38 s	1s
4-Chloro-3-methylphenols	2.0s	Us	2.0s	0.80s	ug/L s		08/04/11 09:06 s	08/10/11 15:38 s	1s
4-Chloroanilines	2.0s	Us	2.0s	0.80s	ug/L s		08/04/11 09:06 s	08/10/11 15:38 s	1s
4-Chlorophenyl phenyl ethers	2.0s	Us	2.0s	0.30s	ug/L s		08/04/11 09:06 s	08/10/11 15:38 s	1s
4-Nitroanilines	2.0s	Us	2.0s	0.80s	ug/L s		08/04/11 09:06 s	08/10/11 15:38 s	1s
4-Nitrophenols	5.0s	Us	5.0s	2.4s	ug/L s		08/04/11 09:06 s	08/10/11 15:38 s	1s
Acenaphthenes	0.20s	Us	0.20s	0.10s	ug/L s		08/04/11 09:06 s	08/10/11 15:38 s	1s
Acenaphthylenes	0.20s	Us	0.20s	0.10s	ug/L s		08/04/11 09:06 s	08/10/11 15:38 s	1s
Anthracenes	0.20s	Us	0.20s	0.10s	ug/L s		08/04/11 09:06 s	08/10/11 15:38 s	1s
Benzo[a]anthracenes	0.20s	Us	0.20s	0.10s	ug/L s		08/04/11 09:06 s	08/10/11 15:38 s	1s
Benzo[a]pyrenes	0.20s	Us	0.20s	0.10s	ug/L s		08/04/11 09:06 s	08/10/11 15:38 s	1s
Benzo[b]fluoranthenes	0.20s	Us	0.20s	0.10s	ug/L s		08/04/11 09:06 s	08/10/11 15:38 s	1s
Benzo[g,h,i]perylenes	0.20s	Us	0.20s	0.10s	ug/L s		08/04/11 09:06 s	08/10/11 15:38 s	1s
Benzo[k]fluoranthenes	0.20s	Us	0.20s	0.10s	ug/L s		08/04/11 09:06 s	08/10/11 15:38 s	1s
Bis(2-chloroethoxy)methanes	1.0s	Us	1.0s	0.32s	ug/L s		08/04/11 09:06 s	08/10/11 15:38 s	1s
Bis(2-chloroethyl)ethers	1.0s	Us	1.0s	0.10s	ug/L s		08/04/11 09:06 s	08/10/11 15:38 s	1s
Bis(2-ethylhexyl) phthalates	10s	Us	10s	0.80s	ug/L s		08/04/11 09:06 s	08/10/11 15:38 s	1s
Butyl benzyl phthalates	1.0s	Us	1.0s	0.80s	ug/L s		08/04/11 09:06 s	08/10/11 15:38 s	1s
Carbazoles	1.0s	Us	1.0s	0.28 s	ug/L s		08/04/11 09:06 s	08/10/11 15:38 s	1s
1,2-Dichlorobenzenes	1.0s	Us	1.0s	0.29 s	ug/L s		08/04/11 09:06 s	08/10/11 15:38 s	1s
Chrysenes	0.20s	Us	0.20s	0.10s	ug/L s		08/04/11 09:06 s	08/10/11 15:38 s	1s
1,3-Dichlorobenzenes	1.0s	Us	1.0s	0.80s	ug/L s		08/04/11 09:06 s	08/10/11 15:38 s	1s
Dibenz(a,h)anthracenes	0.20s	Us	0.20s	0.10s	ug/L s		08/04/11 09:06 s	08/10/11 15:38 s	1s
1,4-Dichlorobenzenes	1.0s	Us	1.0s	0.34s	ug/L s		08/04/11 09:06 s	08/10/11 15:38 s	1s
Dibenzofurans	1.0s	Us	1.0s	0.10s	ug/L s		08/04/11 09:06 s	08/10/11 15:38 s	1s
Diethyl phthalates	1.0s	Us	1.0s	0.60s	ug/L s		08/04/11 09:06 s	08/10/11 15:38 s	1s
Dimethyl phthalates	1.0s	Us	1.0s	0.29 s	ug/L s		08/04/11 09:06 s	08/10/11 15:38 s	1s
Di-n-butyl phthalates	1.0s	Us	1.0s	0.67 s	ug/L s		08/04/11 09:06 s	08/10/11 15:38 s	1s
Di-n-octyl phthalates	1.0s	Us	1.0s	0.80s	ug/L s		08/04/11 09:06 s	08/10/11 15:38 s	1s
Fluoranthenes	0.20s	Us	0.20s	0.10s	ug/L s		08/04/11 09:06 s	08/10/11 15:38 s	1s
Fluorenes	0.20s	Us	0.20s	0.10s	ug/L s		08/04/11 09:06 s	08/10/11 15:38 s	1s
Hexachlorobenzenes	0.20s	Us	0.20s	0.10s	ug/L s		08/04/11 09:06 s	08/10/11 15:38 s	1s
Hexachlorobutadienes	1.0s	Us	1.0s	0.27 s	ug/L s		08/04/11 09:06 s	08/10/11 15:38 s	1s
Hexachlorocyclopentadienes	10s	Us	10s	0.80s	ug/L s		08/04/11 09:06 s	08/10/11 15:38 s	1s
Hexachloroethanes	1.0s	Us	1.0s	0.80s	ug/L s		08/04/11 09:06 s	08/10/11 15:38 s	1s
Indeno[1,2,3-cd]pyrenes	0.20s	Us	0.20s	0.10s	ug/L s		08/04/11 09:06 s	08/10/11 15:38 s	1s
Isophorones	1.0s	Us	1.0s	0.27 s	ug/L s		08/04/11 09:06 s	08/10/11 15:38 s	1s
Naphthalenes	0.20s	Us	0.20s	0.10s	ug/L s		08/04/11 09:06 s	08/10/11 15:38 s	1s
Nitrobenzenes	1.0s	Us	1.0s	0.040s	ug/L s		08/04/11 09:06 s	08/10/11 15:38 s	1s
N-Nitrosodi-n-propylamines	1.0s	Us	1.0s	0.80s	ug/L s		08/04/11 09:06 s	08/10/11 15:38 s	1s
N-Nitrosodiphenylamines	1.0s	Us	1.0s	0.31s	ug/L s		08/04/11 09:06 s	08/10/11 15:38 s	1s
Pentachlorophenols	5.0s	Us	5.0s	2.4s	ug/L s		08/04/11 09:06 s	08/10/11 15:38 s	1s
Phenols	1.0s	Us	1.0s	0.60s	ug/L s		08/04/11 09:06 s	08/10/11 15:38 s	1s
Phenanthrenes	0.20s	Us	0.20s	0.10s	ug/L s		08/04/11 09:06 s	08/10/11 15:38 s	1s

Client Sample ID: FWGLL12mw-244C-1794-GWi
Date Collected: 08/02/11 15:02 i
Date Received: 08/03/11 08:00 i

Lab Sample ID: 240-2444-19 i
Matr x: Water i

Method: 8270C - Semivolatile Organic Compounds (GC/MS) (Continued) i

Analytei	Resulti	Qualif er i	RLi	MDLi	Uniti	Di	Preparedi	Analyzedi	Dil Faci
Pyrenes	0.20s	Us	0.20s	0.10s	ug/L s		08/04/11 09:06 s	08/10/11 15:38 s	1s
3 & 4 Methylphenols	1.0s	Us	1.0s	0.75s	ug/L s		08/04/11 09:06 s	08/10/11 15:38 s	1s
1,2,4-Trichlorobenzenes	1.0s	Us	1.0s	0.28 s	ug/L s		08/04/11 09:06 s	08/10/11 15:38 s	1s

Surrogatea	*% Recoverya*	*Qualifiera*	*Limitsa*	*Prepareda*	*Analyzeda*	*Dil Faca*
-Fluorobiphenyl (Surr)2	*57 2*		*50 - 1502*	*08/04/11 09:062*	*08/10/11 15:382*	*12*
-Fluorophenol (Surr)2	*67 2*		*50 - 1502*	*08/04/11 09:062*	*08/10/11 15:382*	*12*
,4,6-Tribromophenol (Surr)2	*62*		*50 - 1502*	*08/04/11 09:062*	*08/10/11 15:382*	*12*
Nitrobenzene-d5 (Surr)2	*63 2*		*50 - 1502*	*08/04/11 09:062*	*08/10/11 15:382*	*12*
Phenol-d5 (Surr)2	*67 2*		*50 - 1502*	*08/04/11 09:062*	*08/10/11 15:382*	*12*
Terphenyl-d14 (Surr)2	*652*		*50 - 1502*	*08/04/11 09:062*	*08/10/11 15:382*	*12*

Method: 8081A - Organochlor ne Pestic des (GC) i

Analytei	Resulti	Qualif er i	RLi	MDLi	Uniti	Di	Preparedi	Analyzedi	Dil Faci
Aldrins	0.032s	Us	0.032s	0.0087 s	ug/L s		08/04/11 09:13 s	08/23/11 20:52s	1s
alpha-BHCi	**0.031 i**	**Ji**	0.032s	0.0074s	ug/L s		08/04/11 09:13 s	08/23/11 20:52s	1s
alpha-Chlordanes	0.032s	Us	0.032s	0.015s	ug/L s		08/04/11 09:13 s	08/23/11 20:52s	1s
beta-BHCs	0.032s	Us	0.032s	0.0089 s	ug/L s		08/04/11 09:13 s	08/23/11 20:52s	1s
4,4'-DDD	0.032s	Us	0.032s	0.010s	ug/L s		08/04/11 09:13 s	08/23/11 20:52s	1s
4,4'-DDEs	0.032s	Us	0.032s	0.010s	ug/L s		08/04/11 09:13 s	08/23/11 20:52s	1s
4,4'-DDTs	0.032s	Us	0.032s	0.017 s	ug/L s		08/04/11 09:13 s	08/23/11 20:52s	1s
delta-BHCs	0.032s	Us	0.032s	0.0093 s	ug/L s		08/04/11 09:13 s	08/23/11 20:52s	1s
Dieldrins	0.032s	Us	0.032s	0.0080s	ug/L s		08/04/11 09:13 s	08/23/11 20:52s	1s
Endosulfan Is	0.027 s	Us	0.027 s	0.014s	ug/L s		08/04/11 09:13 s	08/23/11 20:52s	1s
Endosulfan IIs	0.027 s	Us	0.027 s	0.013 s	ug/L s		08/04/11 09:13 s	08/23/11 20:52s	1s
Endosulfan sulfates	0.032s	Us	0.032s	0.012s	ug/L s		08/04/11 09:13 s	08/23/11 20:52s	1s
Endrins	0.032s	Us	0.032s	0.012s	ug/L s		08/04/11 09:13 s	08/23/11 20:52s	1s
Endrin aldehydes	0.032s	Us	0.032s	0.012s	ug/L s		08/04/11 09:13 s	08/23/11 20:52s	1s
Endrin ketones	0.032s	Us	0.032s	0.0083 s	ug/L s		08/04/11 09:13 s	08/23/11 20:52s	1s
gamma-BHC (Lindane)s	0.032s	Us	0.032s	0.0068 s	ug/L s		08/04/11 09:13 s	08/23/11 20:52s	1s
gamma-Chlordanes	0.032s	Us	0.032s	0.013 s	ug/L s		08/04/11 09:13 s	08/23/11 20:52s	1s
Heptachlors	0.032s	Us	0.032s	0.0085s	ug/L s		08/04/11 09:13 s	08/23/11 20:52s	1s
Heptachlor epoxides	0.032s	Us	0.032s	0.0076 s	ug/L s		08/04/11 09:13 s	08/23/11 20:52s	1s
Methoxychlors	0.11s	Us	0.11s	0.034s	ug/L s		08/04/11 09:13 s	08/23/11 20:52s	1s
Toxaphenes	2.1s	Us	2.1s	0.34s	ug/L s		08/04/11 09:13 s	08/23/11 20:52s	1s

Surrogatea	*% Recoverya*	*Qualifiera*	*Limitsa*	*Prepareda*	*Analyzeda*	*Dil Faca*
DCB Decachlorobiphenyl2	*53 2*		*50 - 1502*	*08/04/11 09:13 2*	*08/23/11 20:52*	*12*
DCB Decachlorobiphenyl2	*482 X2*		*50 - 1502*	*08/04/11 09:13 2*	*08/23/11 20:52*	*12*
Tetrachloro-m-xylene2	*7 2*		*50 - 1502*	*08/04/11 09:13 2*	*08/23/11 20:52*	*12*
Tetrachloro-m-xylene2	*812*		*50 - 1502*	*08/04/11 09:13 2*	*08/23/11 20:52*	*12*

Method: 8082 - Polychlor nated Biphenyls (PCBs) by Gas Chromatography i

Analytei	Resulti	Qualif er i	RLi	MDLi	Uniti	Di	Preparedi	Analyzedi	Dil Faci
Aroclor-1016 s	0.53 s	Us	0.53 s	0.18 s	ug/L s		08/04/11 09:18 s	08/17/11 21:00s	1s
Aroclor-1221s	0.53 s	Us	0.53 s	0.14s	ug/L s		08/04/11 09:18 s	08/17/11 21:00s	1s
Aroclor-1232s	0.53 s	Us	0.53 s	0.17 s	ug/L s		08/04/11 09:18 s	08/17/11 21:00s	1s
Aroclor-1242s	0.53 s	Us	0.53 s	0.23 s	ug/L s		08/04/11 09:18 s	08/17/11 21:00s	1s
Aroclor-1248 s	0.53 s	Us	0.53 s	0.11s	ug/L s		08/04/11 09:18 s	08/17/11 21:00s	1s
Aroclor-1254s	0.53 s	Us	0.53 s	0.17 s	ug/L s		08/04/11 09:18 s	08/17/11 21:00s	1s
Aroclor-1260s	0.53 s	Us	0.53 s	0.18 s	ug/L s		08/04/11 09:18 s	08/17/11 21:00s	1s

Client Sample ID: FWGLL12mw-244C-1794-GWi
Date Collected: 08/02/11 15:02 i
Date Received: 08/03/11 08:00 i

Lab Sample ID: 240-2444-19 i
Matrix: Water i

Surrogatea	% Recoverya	Qualifiera	Limitsa	Prepareda	Analyzeda	Dil Faca
Tetrachloro-m-xylene2	1342		50 - 1502	08/04/11 09:182	08/17/11 21:002	12
Tetrachloro-m-xylene2	92		50 - 1502	08/04/11 09:182	08/17/11 21:002	12
DCB Decachlorobiphenyl2	57 2		50 - 1502	08/04/11 09:182	08/17/11 21:002	12
DCB Decachlorobiphenyl2	382 X2		50 - 1502	08/04/11 09:182	08/17/11 21:002	12

Method: 8330 (Modified) - Organic Compounds by UV/HPLC - Dissolved i

Analytei	Resulti	Qualifier i	RLi	MDLi	Uniti	Di	Preparedi	Analyzedi	Dil Faci
Nitroguanidines	20s	Us	20s	2.4s	ug/L s		08/10/11 10:00s	08/10/11 23:18 s	1s

Method: 8330/8330A - Nitroaromatics & Nitramines: Explosives (8330/A) i

Analytei	Resulti	Qualifier i	RLi	MDLi	Uniti	Di	Preparedi	Analyzedi	Dil Faci
1,3,5-Trinitrobenzenes	0.10s	Us	0.10s	0.030s	ug/L s		08/09/11 09:00s	08/13/11 00:43 s	1s
1,3-Dinitrobenzenes	0.10s	Us	0.10s	0.050s	ug/L s		08/09/11 09:00s	08/13/11 00:43 s	1s
2-Amino-4,6-dinitrotoluenes	0.10s	Us	0.10s	0.10s	ug/L s		08/09/11 09:00s	08/13/11 00:43 s	1s
2,4,6-Trinitrotoluenes	0.10s	Us	0.10s	0.050s	ug/L s		08/09/11 09:00s	08/13/11 00:43 s	1s
2,4-Dinitrotoluenes	0.10s	Us	0.10s	0.050s	ug/L s		08/09/11 09:00s	08/13/11 00:43 s	1s
2,6-Dinitrotoluenes	0.10s	Us	0.10s	0.050s	ug/L s		08/09/11 09:00s	08/13/11 00:43 s	1s
2-Nitrotoluenes	0.50s	Us	0.50s	0.088 s	ug/L s		08/09/11 09:00s	08/13/11 00:43 s	1s
3-Nitrotoluenes	0.50s	Us	0.50s	0.057 s	ug/L s		08/09/11 09:00s	08/13/11 00:43 s	1s
4-Amino-2,6-dinitrotoluenes	0.10s	Us	0.10s	0.050s	ug/L s		08/09/11 09:00s	08/13/11 00:43 s	1s
4-Nitrotoluenes	0.50s	Us	0.50s	0.088 s	ug/L s		08/09/11 09:00s	08/13/11 00:43 s	1s
HMXs	0.10s	Us	0.10s	0.036 s	ug/L s		08/09/11 09:00s	08/13/11 00:43 s	1s
Nitrobenzenes	0.10s	Us	0.10s	0.050s	ug/L s		08/09/11 09:00s	08/13/11 00:43 s	1s
Nitroglycerins	0.65s	Us	0.65s	0.33 s	ug/L s		08/09/11 09:00s	08/13/11 00:43 s	1s
RDXs	0.10s	Us	0.10s	0.036 s	ug/L s		08/09/11 09:00s	08/13/11 00:43 s	1s
PETNs	0.65s	Us	0.65s	0.30s	ug/L s		08/09/11 09:00s	08/13/11 00:43 s	1s
Tetryls	0.10s	Us	0.10s	0.050s	ug/L s		08/09/11 09:00s	08/13/11 00:43 s	1s

Surrogatea	% Recoverya	Qualifiera	Limitsa	Prepareda	Analyzeda	Dil Faca
3,4-Dinitrotoluene2	762		50 - 1502	08/09/11 09:002	08/13/11 00:43 2	12

General Chemistry i

Analytei	Resulti	Qualifier i	RLi	MDLi	Uniti	Di	Preparedi	Analyzedi	Dil Faci
Nitrate-Nitrite i	0.26 i		0.10s	0.0053 s	mg/L s		08/17/11 00:00s	08/17/11 15:47 s	1s
Nitrocelluloses	2.0s	Us	2.0s	0.48 s	mg/L s		08/11/11 08:00s	08/17/11 13:03 s	1s

Client Sample ID: FWGLL12mw-244C-1794-GFi
Date Collected: 08/02/11 15:02 i
Date Received: 08/03/11 08:00 i

Lab Sample ID: 240-2444-20 i
Matrix: Water i

Method: 6010B - Metals (ICP) - Total Recoverablei

Analytei	Resulti	Qualifier i	RLi	MDLi	Uniti	Di	Preparedi	Analyzedi	Dil Faci
Silvers	5.0s	Us	5.0s	2.2s	ug/L s		08/04/11 08:00s	08/16/11 12:14s	1s
Arsenic i	8.2 i		5.0s	3.2s	ug/L s		08/04/11 08:00s	08/16/11 12:14s	1s
Barium i	110 i		10s	0.67 s	ug/L s		08/04/11 08:00s	08/16/11 12:14s	1s
Calcium i	84000 i		1000s	130s	ug/L s		08/04/11 08:00s	08/16/11 12:14s	1s
Cobalts	5.0s	Us	5.0s	1.7 s	ug/L s		08/04/11 08:00s	08/16/11 12:14s	1s
Chromiums	5.0s	Us	5.0s	2.2s	ug/L s		08/04/11 08:00s	08/16/11 12:14s	1s
Coppers	5.0s	Us	5.0s	4.5s	ug/L s		08/04/11 08:00s	08/16/11 12:14s	1s
Potassiumi	1700 i	Bi	1000s	72s	ug/L s		08/04/11 08:00s	08/16/11 12:14s	1s
Magnesiumi	26000 i		1000s	34s	ug/L s		08/04/11 08:00s	08/16/11 12:14s	1s

Client Sample ID: FWGLL12mw-244C-1794-GF i

Date Collected: 08/02/11 15:02 i
Date Received: 08/03/11 08:00 i

Lab Sample ID: 240-2444-20 i
Matr x: Water i

Method: 6010B - Metals (ICP) - Total Recoverable (Continued) i

Analytei	Resulti	Qualif er i	RL i	MDL i	Uniti	Di	Prepared i	Analyzed i	Dil Fac i
Manganesei	100 i		10s	0.41s	ug/L s		08/04/11 08:00s	08/16/11 12:14s	1s
Nickels	10s	Us	10s	3.2s	ug/L s		08/04/11 08:00s	08/16/11 12:14s	1s
Lead s	3.0s	Us	3.0s	1.9 s	ug/L s		08/04/11 08:00s	08/16/11 12:14s	1s
Seleniums	5.0s	Us	5.0s	4.1s	ug/L s		08/04/11 08:00s	08/16/11 12:14s	1s
Vanadiums	10s	Us	10s	0.64s	ug/L s		08/04/11 08:00s	08/16/11 12:14s	1s

Method: 6020 - Metals (ICP/MS) - Total Recoverablei

Analytei	Resulti	Qualif er i	RL i	MDL i	Uniti	Di	Prepared i	Analyzed i	Dil Fac i
Aluminumi	220 i		50s	19 s	ug/L s		08/04/11 08:00s	08/23/11 12:15s	1s
Berylliums	1.0s	Us	1.0s	0.20s	ug/L s		08/04/11 08:00s	08/23/11 12:15s	1s
Cadmiums	0.50s	Us	0.50s	0.13 s	ug/L s		08/04/11 08:00s	08/23/11 12:15s	1s
Ironi	470 i		50s	26 s	ug/L s		08/04/11 08:00s	08/23/11 12:15s	1s
Antimony i	0.25 i	Ji	2.0s	0.13 s	ug/L s		08/04/11 08:00s	08/23/11 12:15s	1s
Thalliums	1.0s	Us	1.0s	0.14s	ug/L s		08/04/11 08:00s	08/23/11 12:15s	1s
Zincs	10s	Us	10s	2.3 s	ug/L s		08/04/11 08:00s	08/23/11 12:15s	1s
Sodiumi	9200 i	Bi	1000s	6.9 s	ug/L s		08/04/11 08:00s	08/23/11 12:15s	1s

Method: 7470A - Mercury (CVAA) i

Analytei	Resulti	Qualif er i	RL i	MDL i	Uniti	Di	Prepared i	Analyzed i	Dil Fac i
Mercurys	0.20s	Us	0.20s	0.12s	ug/L s		08/04/11 11:10s	08/04/11 16:59 s	1s

General Chemistry - Dissolved i

Analytei	Resulti	Qualif er i	RL i	MDL i	Uniti	Di	Prepared i	Analyzed i	Dil Fac i
Hexavalent chromiums	0.020s	Us	0.020s	0.0020s	mg/L s			08/03/11 10:36 s	1s

Client Sample ID: FWGTEAM3-TRIP i

Date Collected: 08/02/11 08:00 i
Date Received: 08/03/11 08:00 i

Lab Sample ID: 240-2444-21 i
Matr x: Water i

Method: 8260B - Volatile Organic Compounds (GC/MS) i

Analytei	Resulti	Qualif er i	RL i	MDL i	Uniti	Di	Prepared i	Analyzed i	Dil Fac i
1,1,1-Trichloroethanes	1.0s	Us	1.0s	0.22s	ug/L s			08/15/11 14:15s	1s
1,1,2,2-Tetrachloroethanes	1.0s	Us	1.0s	0.18 s	ug/L s			08/15/11 14:15s	1s
1,1,2-Trichloroethanes	1.0s	Us	1.0s	0.27 s	ug/L s			08/15/11 14:15s	1s
1,1-Dichloroethanes	1.0s	Us	1.0s	0.15s	ug/L s			08/15/11 14:15s	1s
1,1-Dichloroethenes	1.0s	Us	1.0s	0.19 s	ug/L s			08/15/11 14:15s	1s
1,2-Dichloroethanes	1.0s	Us	1.0s	0.22s	ug/L s			08/15/11 14:15s	1s
1,2-Dichloroethene, Totals	1.0s	Us	1.0s	0.34s	ug/L s			08/15/11 14:15s	1s
1,2-Dichloropropanes	1.0s	Us	1.0s	0.18 s	ug/L s			08/15/11 14:15s	1s
2-Hexanones	10s	Us	10s	0.41s	ug/L s			08/15/11 14:15s	1s
Bromochloromethanes	1.0s	Us	1.0s	0.29 s	ug/L s			08/15/11 14:15s	1s
Acetonei	1.1 i	Ji	10s	1.1s	ug/L s			08/15/11 14:15s	1s
Benzenes	1.0s	Us	1.0s	0.13 s	ug/L s			08/15/11 14:15s	1s
Bromoforms	1.0s	Us	1.0s	0.64s	ug/L s			08/15/11 14:15s	1s
Bromomethanes	1.0s	Us	1.0s	0.41s	ug/L s			08/15/11 14:15s	1s
Carbon disulfides	1.0s	Us	1.0s	0.13 s	ug/L s			08/15/11 14:15s	1s
Carbon tetrachlorides	1.0s	Us	1.0s	0.13 s	ug/L s			08/15/11 14:15s	1s
Chlorobenzenes	1.0s	Us	1.0s	0.15s	ug/L s			08/15/11 14:15s	1s
Chloroethanes	1.0s	Us	1.0s	0.29 s	ug/L s			08/15/11 14:15s	1s
Chloroforms	1.0s	Us	1.0s	0.16 s	ug/L s			08/15/11 14:15s	1s

Client Sample ID: FWGTEAM3-TRIP i

Date Collected: 08/02/11 08:00 i
Date Received: 08/03/11 08:00 i

Lab Sample ID: 240-2444-21 i
Matr x: Water i

Method: 8260B - Volatile Organic Compounds (GC/MS) (Continued) i

Analytei	Resulti	Qualif er i	RL i	MDL i	Uniti	Di	Prepared i	Analyzed i	Dil Fac i
Chloromethanes	1.0s	Us	1.0s	0.30s	ug/L s			08/15/11 14:15s	1s
cis-1,2-Dichloroethenes	1.0s	Us	1.0s	0.17 s	ug/L s			08/15/11 14:15s	1s
cis-1,3-Dichloropropenes	1.0s	Us	1.0s	0.14s	ug/L s			08/15/11 14:15s	1s
Bromodichloromethanes	1.0s	Us	1.0s	0.15s	ug/L s			08/15/11 14:15s	1s
Ethylbenzenes	1.0s	Us	1.0s	0.17 s	ug/L s			08/15/11 14:15s	1s
1,2-Dibromoethanes	1.0s	Us	1.0s	0.24s	ug/L s			08/15/11 14:15s	1s
m-Xylene & p-Xylenes	2.0s	Us	2.0s	0.24s	ug/L s			08/15/11 14:15s	1s
2-Butanone (MEK)s	10s	Us	10s	0.57 s	ug/L s			08/15/11 14:15s	1s
4-Methyl-2-pentanone (MIBK)s	10s	Us	10s	0.32s	ug/L s			08/15/11 14:15s	1s
Methylene Chlorides	2.0s	Us	2.0s	0.33 s	ug/L s			08/15/11 14:15s	1s
o-Xylenes	1.0s	Us	1.0s	0.14s	ug/L s			08/15/11 14:15s	1s
Styrenes	1.0s	Us	1.0s	0.11s	ug/L s			08/15/11 14:15s	1s
Tetrachloroethenes	1.0s	Us	1.0s	0.29 s	ug/L s			08/15/11 14:15s	1s
Toluenes	1.0s	Us	1.0s	0.13 s	ug/L s			08/15/11 14:15s	1s
trans-1,2-Dichloroethenes	1.0s	Us	1.0s	0.19 s	ug/L s			08/15/11 14:15s	1s
trans-1,3-Dichloropropenes	1.0s	Us	1.0s	0.19 s	ug/L s			08/15/11 14:15s	1s
Trichloroethenes	1.0s	Us	1.0s	0.17 s	ug/L s			08/15/11 14:15s	1s
Vinyl chlorides	1.0s	Us	1.0s	0.22s	ug/L s			08/15/11 14:15s	1s
Xylenes, Totals	2.0s	Us	2.0s	0.28 s	ug/L s			08/15/11 14:15s	1s
Dibromochloromethanes	1.0s	Us	1.0s	0.18 s	ug/L s			08/15/11 14:15s	1s

Surrogatea	*% Recoverya*	*Qualifiera*	*Limitsa*	*Prepareda*	*Analyzeda*	*Dil Faca*
1,2-Dichloroethane-d4 (Surr)2	*93 2*		*50 - 1502*		*08/15/11 14:152*	*12*
4-Bromofluorobenzene (Surr)2	*102*		*50 - 1502*		*08/15/11 14:152*	*12*
Toluene-d8 (Surr)2	*1012*		*50 - 1502*		*08/15/11 14:152*	*12*
Dibromofluoromethane (Surr)2	*92*		*50 - 1502*		*08/15/11 14:152*	*12*

Client Sample ID: FWGLL2mw-060C-1771-GWi

Date Collected: 08/02/11 09:09 i
Date Received: 08/03/11 08:00 i

Lab Sample ID: 240-2444-22 i
Matr x: Water i

Method: 8260B - Volatile Organic Compounds (GC/MS) i

Analytei	Resulti	Qualif er i	RL i	MDL i	Uniti	Di	Prepared i	Analyzed i	Dil Fac i
1,1,1-Trichloroethanes	1.0s	Us	1.0s	0.22s	ug/L s			08/15/11 15:20s	1s
1,1,2,2-Tetrachloroethanes	1.0s	Us	1.0s	0.18 s	ug/L s			08/15/11 15:20s	1s
1,1,2-Trichloroethanes	1.0s	Us	1.0s	0.27 s	ug/L s			08/15/11 15:20s	1s
1,1-Dichloroethanes	1.0s	Us	1.0s	0.15s	ug/L s			08/15/11 15:20s	1s
1,1-Dichloroethenes	1.0s	Us	1.0s	0.19 s	ug/L s			08/15/11 15:20s	1s
1,2-Dichloroethanes	1.0s	Us	1.0s	0.22s	ug/L s			08/15/11 15:20s	1s
1,2-Dichloroethene, Totals	1.0s	Us	1.0s	0.34s	ug/L s			08/15/11 15:20s	1s
1,2-Dichloropropanes	1.0s	Us	1.0s	0.18 s	ug/L s			08/15/11 15:20s	1s
2-Hexanones	10s	Us	10s	0.41s	ug/L s			08/15/11 15:20s	1s
Bromochloromethanes	1.0s	Us	1.0s	0.29 s	ug/L s			08/15/11 15:20s	1s
Acetones	10s	Us	10s	1.1s	ug/L s			08/15/11 15:20s	1s
Benzenes	1.0s	Us	1.0s	0.13 s	ug/L s			08/15/11 15:20s	1s
Bromoforms	1.0s	Us	1.0s	0.64s	ug/L s			08/15/11 15:20s	1s
Bromomethanes	1.0s	Us	1.0s	0.41s	ug/L s			08/15/11 15:20s	1s
Carbon disulfides	1.0s	Us	1.0s	0.13 s	ug/L s			08/15/11 15:20s	1s
Carbon tetrachlorides	1.0s	Us	1.0s	0.13 s	ug/L s			08/15/11 15:20s	1s
Chlorobenzenes	1.0s	Us	1.0s	0.15s	ug/L s			08/15/11 15:20s	1s

Client Sample ID: FWGLL2mw-060C-1771-GWi
Date Collected: 08/02/11 09:09 i
Date Received: 08/03/11 08:00 i

Lab Sample ID: 240-2444-22 i
Matr x: Water i

Method: 8260B - Volatile Organic Compounds (GC/MS) (Continued) i

Analytei	Resulti	Qualif er i	RL i	MDL i	Uniti	Di	Prepared i	Analyzed i	Dil Fac i
Chloroethanes	1.0s	Us	1.0s	0.29 s	ug/L s			08/15/11 15:20s	1s
Chloroforms	1.0s	Us	1.0s	0.16 s	ug/L s			08/15/11 15:20s	1s
Chloromethanes	1.0s	Us	1.0s	0.30s	ug/L s			08/15/11 15:20s	1s
cis-1,2-Dichloroethenes	1.0s	Us	1.0s	0.17 s	ug/L s			08/15/11 15:20s	1s
cis-1,3-Dichloropropenes	1.0s	Us	1.0s	0.14s	ug/L s			08/15/11 15:20s	1s
Bromodichloromethanes	1.0s	Us	1.0s	0.15s	ug/L s			08/15/11 15:20s	1s
Ethylbenzenes	1.0s	Us	1.0s	0.17 s	ug/L s			08/15/11 15:20s	1s
1,2-Dibromoethanes	1.0s	Us	1.0s	0.24s	ug/L s			08/15/11 15:20s	1s
m-Xylene & p-Xylenes	2.0s	Us	2.0s	0.24s	ug/L s			08/15/11 15:20s	1s
2-Butanone (MEK)s	10s	Us	10s	0.57 s	ug/L s			08/15/11 15:20s	1s
4-Methyl-2-pentanone (MIBK)s	10s	Us	10s	0.32s	ug/L s			08/15/11 15:20s	1s
Methylene Chlorides	2.0s	Us	2.0s	0.33 s	ug/L s			08/15/11 15:20s	1s
o-Xylenes	1.0s	Us	1.0s	0.14s	ug/L s			08/15/11 15:20s	1s
Styrenes	1.0s	Us	1.0s	0.11s	ug/L s			08/15/11 15:20s	1s
Tetrachloroethenes	1.0s	Us	1.0s	0.29 s	ug/L s			08/15/11 15:20s	1s
Toluenes	1.0s	Us	1.0s	0.13 s	ug/L s			08/15/11 15:20s	1s
trans-1,2-Dichloroethenes	1.0s	Us	1.0s	0.19 s	ug/L s			08/15/11 15:20s	1s
trans-1,3-Dichloropropenes	1.0s	Us	1.0s	0.19 s	ug/L s			08/15/11 15:20s	1s
Trichloroethenes	1.0s	Us	1.0s	0.17 s	ug/L s			08/15/11 15:20s	1s
Vinyl chlorides	1.0s	Us	1.0s	0.22s	ug/L s			08/15/11 15:20s	1s
Xylenes, Totals	2.0s	Us	2.0s	0.28 s	ug/L s			08/15/11 15:20s	1s
Dibromochloromethanes	1.0s	Us	1.0s	0.18 s	ug/L s			08/15/11 15:20s	1s

Surrogatea	*% Recoverya*	*Qualifiera*	*Limitsa*	*Prepareda*	*Analyzeda*	*Dil Faca*
1,2-Dichloroethane-d4 (Surr)2	*962*		*50 - 1502*		*08/15/11 15:202*	*12*
4-Bromofluorobenzene (Surr)2	*1002*		*50 - 1502*		*08/15/11 15:202*	*12*
Toluene-d8 (Surr)2	*1002*		*50 - 1502*		*08/15/11 15:202*	*12*
Dibromofluoromethane (Surr)2	*962*		*50 - 1502*		*08/15/11 15:202*	*12*

Method: 8270C - Semivolatile Organic Compounds (GC/MS) i

Analytei	Resulti	Qualif er i	RL i	MDL i	Uniti	Di	Prepared i	Analyzed i	Dil Fac i
2,4,5-Trichlorophenols	4.8 s	Us	4.8 s	0.29 s	ug/L s		08/04/11 09:06 s	08/10/11 15:57 s	1s
2,4,6-Trichlorophenols	4.8 s	Us	4.8 s	0.76 s	ug/L s		08/04/11 09:06 s	08/10/11 15:57 s	1s
2,4-Dichlorophenols	1.9 s	Us	1.9 s	0.76 s	ug/L s		08/04/11 09:06 s	08/10/11 15:57 s	1s
2,4-Dimethylphenols	1.9 s	Us	1.9 s	0.76 s	ug/L s		08/04/11 09:06 s	08/10/11 15:57 s	1s
2,4-Dinitrophenols	4.8 s	Us	4.8 s	2.3 s	ug/L s		08/04/11 09:06 s	08/10/11 15:57 s	1s
2,4-Dinitrotoluenes	4.8 s	Us	4.8 s	0.26 s	ug/L s		08/04/11 09:06 s	08/10/11 15:57 s	1s
2,6-Dinitrotoluenes	4.8 s	Us	4.8 s	0.76 s	ug/L s		08/04/11 09:06 s	08/10/11 15:57 s	1s
2-Chlorophenols	0.95s	Us	0.95s	0.28 s	ug/L s		08/04/11 09:06 s	08/10/11 15:57 s	1s
2-Methylphenols	0.95s	Us	0.95s	0.76 s	ug/L s		08/04/11 09:06 s	08/10/11 15:57 s	1s
2-Nitrophenols	1.9 s	Us	1.9 s	0.27 s	ug/L s		08/04/11 09:06 s	08/10/11 15:57 s	1s
4,6-Dinitro-2-methylphenols	4.8 s	Us	4.8 s	2.3 s	ug/L s		08/04/11 09:06 s	08/10/11 15:57 s	1s
4-Chloro-3-methylphenols	1.9 s	Us	1.9 s	0.76 s	ug/L s		08/04/11 09:06 s	08/10/11 15:57 s	1s
4-Nitrophenols	4.8 s	Us	4.8 s	2.3 s	ug/L s		08/04/11 09:06 s	08/10/11 15:57 s	1s
Bis(2-ethylhexyl) phthalatei	**0.92 i**	**Ji**	9.5s	0.76 s	ug/L s		08/04/11 09:06 s	08/10/11 15:57 s	1s
Butyl benzyl phthalates	0.95s	Us	0.95s	0.76 s	ug/L s		08/04/11 09:06 s	08/10/11 15:57 s	1s
Diethyl phthalates	0.95s	Us	0.95s	0.57 s	ug/L s		08/04/11 09:06 s	08/10/11 15:57 s	1s
Dimethyl phthalates	0.95s	Us	0.95s	0.28 s	ug/L s		08/04/11 09:06 s	08/10/11 15:57 s	1s
Di-n-butyl phthalates	0.95s	Us	0.95s	0.64s	ug/L s		08/04/11 09:06 s	08/10/11 15:57 s	1s
Di-n-octyl phthalates	0.95s	Us	0.95s	0.76 s	ug/L s		08/04/11 09:06 s	08/10/11 15:57 s	1s
Nitrobenzenes	0.95s	Us	0.95s	0.038 s	ug/L s		08/04/11 09:06 s	08/10/11 15:57 s	1s

Client Sample ID: FWGLL2mw-060C-1771-GWi
Date Collected: 08/02/11 09:09 i
Date Received: 08/03/11 08:00 i

Lab Sample ID: 240-2444-22 i
Matr x: Water i

Method: 8270C - Semivolatile Organic Compounds (GC/MS) (Continued) i

Analytei	Resulti	Qualif er i	RLi	MDLi	Uniti	Di	Preparedi	Analyzedi	Dil Faci
Pentachlorophenols	4.8 s	Us	4.8 s	2.3 s	ug/L s		08/04/11 09:06 s	08/10/11 15:57 s	1s
Phenols	0.95s	Us	0.95s	0.57 s	ug/L s		08/04/11 09:06 s	08/10/11 15:57 s	1s
3 & 4 Methylphenols	0.95s	Us	0.95s	0.71s	ug/L s		08/04/11 09:06 s	08/10/11 15:57 s	1s

Surrogatea	*% Recoverya*	*Qualifiera*	*Limitsa*	*Prepareda*	*Analyzeda*	*Dil Faca*
-Fluorobiphenyl (Surr)2	*62*		*50 - 1502*	*08/04/11 09:062*	*08/10/11 15:57 2*	*12*
-Fluorophenol (Surr)2	*752*		*50 - 1502*	*08/04/11 09:062*	*08/10/11 15:57 2*	*12*
,4,6-Tribromophenol (Surr)2	*692*		*50 - 1502*	*08/04/11 09:062*	*08/10/11 15:57 2*	*12*
Nitrobenzene-d5 (Surr)2	*67 2*		*50 - 1502*	*08/04/11 09:062*	*08/10/11 15:57 2*	*12*
Phenol-d5 (Surr)2	*742*		*50 - 1502*	*08/04/11 09:062*	*08/10/11 15:57 2*	*12*
Terphenyl-d14 (Surr)2	*7 2*		*50 - 1502*	*08/04/11 09:062*	*08/10/11 15:57 2*	*12*

Method: 8081A - Organochlor ne Pestic des (GC) i

Analytei	Resulti	Qualif er i	RLi	MDLi	Uniti	Di	Preparedi	Analyzedi	Dil Faci
Aldrins	0.029 s	Us	0.029 s	0.0078 s	ug/L s		08/04/11 09:13 s	08/23/11 21:16 s	1s
alpha-BHCs	0.029 s	Us	0.029 s	0.0067 s	ug/L s		08/04/11 09:13 s	08/23/11 21:16 s	1s
alpha-Chlordanes	0.029 s	Us	0.029 s	0.013 s	ug/L s		08/04/11 09:13 s	08/23/11 21:16 s	1s
beta-BHCs	0.029 s	Us	0.029 s	0.0080s	ug/L s		08/04/11 09:13 s	08/23/11 21:16 s	1s
4,4'-DDD	0.029 s	Us	0.029 s	0.0091s	ug/L s		08/04/11 09:13 s	08/23/11 21:16 s	1
4,4'-DDEs	0.029 s	Us	0.029 s	0.0092s	ug/L s		08/04/11 09:13 s	08/23/11 21:16 s	1s
4,4'-DDTs	0.029 s	Us	0.029 s	0.015s	ug/L s		08/04/11 09:13 s	08/23/11 21:16 s	1
delta-BHCs	0.029 s	Us	0.029 s	0.0083 s	ug/L s		08/04/11 09:13 s	08/23/11 21:16 s	1s
Dieldrins	0.029 s	Us	0.029 s	0.0071s	ug/L s		08/04/11 09:13 s	08/23/11 21:16 s	1s
Endosulfan Is	0.024s	Us	0.024s	0.012s	ug/L s		08/04/11 09:13 s	08/23/11 21:16 s	1s
Endosulfan IIs	0.024s	Us	0.024s	0.011s	ug/L s		08/04/11 09:13 s	08/23/11 21:16 s	1s
Endosulfan sulfates	0.029 s	Us	0.029 s	0.010s	ug/L s		08/04/11 09:13 s	08/23/11 21:16 s	1s
Endrins	0.029 s	Us	0.029 s	0.010s	ug/L s		08/04/11 09:13 s	08/23/11 21:16 s	1s
Endrin aldehydes	0.029 s	Us	0.029 s	0.010s	ug/L s		08/04/11 09:13 s	08/23/11 21:16 s	1s
Endrin ketones	0.029 s	Us	0.029 s	0.0074s	ug/L s		08/04/11 09:13 s	08/23/11 21:16 s	1s
gamma-BHC (Lindane)s	0.029 s	Us	0.029 s	0.0061s	ug/L s		08/04/11 09:13 s	08/23/11 21:16 s	1s
gamma-Chlordanes	0.029 s	Us	0.029 s	0.011s	ug/L s		08/04/11 09:13 s	08/23/11 21:16 s	1s
Heptachlors	0.029 s	Us	0.029 s	0.0076 s	ug/L s		08/04/11 09:13 s	08/23/11 21:16 s	1s
Heptachlor epoxides	0.029 s	Us	0.029 s	0.0068 s	ug/L s		08/04/11 09:13 s	08/23/11 21:16 s	1s
Methoxychlors	0.095s	Us	0.095s	0.030s	ug/L s		08/04/11 09:13 s	08/23/11 21:16 s	1s
Toxaphenes	1.9 s	Us	1.9 s	0.30s	ug/L s		08/04/11 09:13 s	08/23/11 21:16 s	1s

Surrogatea	*% Recoverya*	*Qualifiera*	*Limitsa*	*Prepareda*	*Analyzeda*	*Dil Faca*
DCB Decachlorobiphenyl2	*862*		*50 - 1502*	*08/04/11 09:13 2*	*08/23/11 21:162*	*12*
DCB Decachlorobiphenyl2	*82*		*50 - 1502*	*08/04/11 09:13 2*	*08/23/11 21:162*	*12*
Tetrachloro-m-xylene2	*77 2*		*50 - 1502*	*08/04/11 09:13 2*	*08/23/11 21:162*	*12*
Tetrachloro-m-xylene2	*762*		*50 - 1502*	*08/04/11 09:13 2*	*08/23/11 21:162*	*12*

Method: 8082 - Polychlor nated Biphenyls (PCBs) by Gas Chromatography i

Analytei	Resulti	Qualif er i	RLi	MDLi	Uniti	Di	Preparedi	Analyzedi	Dil Faci
Aroclor-1016 s	0.48 s	Us	0.48 s	0.16 s	ug/L s		08/04/11 09:18 s	08/17/11 21:15s	1s
Aroclor-1221s	0.48 s	Us	0.48 s	0.12s	ug/L s		08/04/11 09:18 s	08/17/11 21:15s	1s
Aroclor-1232s	0.48 s	Us	0.48 s	0.15s	ug/L s		08/04/11 09:18 s	08/17/11 21:15s	1s
Aroclor-1242s	0.48 s	Us	0.48 s	0.21s	ug/L s		08/04/11 09:18 s	08/17/11 21:15s	1s
Aroclor-1248 s	0.48 s	Us	0.48 s	0.095s	ug/L s		08/04/11 09:18 s	08/17/11 21:15s	1s
Aroclor-1254s	0.48 s	Us	0.48 s	0.15s	ug/L s		08/04/11 09:18 s	08/17/11 21:15s	1s
Aroclor-1260s	0.48 s	Us	0.48 s	0.16 s	ug/L s		08/04/11 09:18 s	08/17/11 21:15s	1s

Client Sample ID: FWGLL2mw-060C-1771-GWi

Date Collected: 08/02/11 09:09 i
Date Received: 08/03/11 08:00 i

Lab Sample ID: 240-2444-22 i

Matrix: Water i

Surrogatea	% Recoverya	Qualifiera	Limitsa	Prepareda	Analyzeda	Dil Faca
Tetrachloro-m-xylene2	1542	X2	50 - 1502	08/04/11 09:182	08/17/11 21:152	12
Tetrachloro-m-xylene2	862		50 - 1502	08/04/11 09:182	08/17/11 21:152	12
DCB Decachlorobiphenyl2	73	2	50 - 1502	08/04/11 09:182	08/17/11 21:152	12
DCB Decachlorobiphenyl2	73	2	50 - 1502	08/04/11 09:182	08/17/11 21:152	12

Method: 8330 (Modified) - Organic Compounds by UV/HPLC - Dissolved i

Analytei	Resulti	Qualifier i	RLi	MDLi	Uniti	Di	Preparedi	Analyzedi	Dil Faci
Nitroguanidines	20s	Us	20s	2.4s	ug/L s		08/10/11 10:00s	08/10/11 23:33 s	1s

Method: 8330/8330A - Nitroaromatics & Nitramines: Explosives (8330/A) i

Analytei	Resulti	Qualifier i	RLi	MDLi	Uniti	Di	Preparedi	Analyzedi	Dil Faci
1,3,5-Trinitrobenzenes	0.10s	Us	0.10s	0.030s	ug/L s		08/09/11 09:00s	08/13/11 01:23 s	1s
1,3-Dinitrobenzenes	0.10s	Us	0.10s	0.050s	ug/L s		08/09/11 09:00s	08/13/11 01:23 s	1s
2-Amino-4,6-dinitrotoluenei	0.25 i		0.10s	0.10s	ug/L s		08/09/11 09:00s	08/13/11 01:23 s	1s
2,4,6-Trinitrotoluenes	0.10s	Us	0.10s	0.050s	ug/L s		08/09/11 09:00s	08/13/11 01:23 s	1s
2,4-Dinitrotoluenes	0.10s	Us	0.10s	0.050s	ug/L s		08/09/11 09:00s	08/13/11 01:23 s	1s
2,6-Dinitrotoluenes	0.10s	Us	0.10s	0.050s	ug/L s		08/09/11 09:00s	08/13/11 01:23 s	1s
2-Nitrotoluenes	0.50s	Us	0.50s	0.088 s	ug/L s		08/09/11 09:00s	08/13/11 01:23 s	1s
3-Nitrotoluenes	0.50s	Us	0.50s	0.057 s	ug/L s		08/09/11 09:00s	08/13/11 01:23 s	1s
4-Amino-2,6-dinitrotoluenei	0.37 i		0.10s	0.050s	ug/L s		08/09/11 09:00s	08/13/11 01:23 s	1s
4-Nitrotoluenes	0.50s	Us	0.50s	0.088 s	ug/L s		08/09/11 09:00s	08/13/11 01:23 s	1s
HMXs	0.10s	Us	0.10s	0.036 s	ug/L s		08/09/11 09:00s	08/13/11 01:23 s	1s
Nitrobenzenes	0.10s	Us	0.10s	0.050s	ug/L s		08/09/11 09:00s	08/13/11 01:23 s	1s
Nitroglycerins	0.65s	Us	0.65s	0.33 s	ug/L s		08/09/11 09:00s	08/13/11 01:23 s	1s
RDXs	0.10s	Us	0.10s	0.036 s	ug/L s		08/09/11 09:00s	08/13/11 01:23 s	1s
PETNs	0.65s	Us	0.65s	0.30s	ug/L s		08/09/11 09:00s	08/13/11 01:23 s	1s
Tetryls	0.10s	Us	0.10s	0.050s	ug/L s		08/09/11 09:00s	08/13/11 01:23 s	1s

Surrogatea	% Recoverya	Qualifiera	Limitsa	Prepareda	Analyzeda	Dil Faca
3,4-Dinitrotoluene2	82		50 - 1502	08/09/11 09:002	08/13/11 01:23 2	12

General Chemistry i

Analytei	Resulti	Qualifier i	RLi	MDLi	Uniti	Di	Preparedi	Analyzedi	Dil Faci
Nitrocelluloses	2.0s	Us	2.0s	0.48 s	mg/L s		08/11/11 08:00s	08/17/11 13:05s	1s

Client Sample ID: FWGLL2mw-060C-1771-GFi

Date Collected: 08/02/11 09:09 i
Date Received: 08/03/11 08:00 i

Lab Sample ID: 240-2444-23 i

Matrix: Water i

Method: 6010B - Metals (ICP) - Total Recoverablei

Analytei	Resulti	Qualifier i	RLi	MDLi	Uniti	Di	Preparedi	Analyzedi	Dil Faci
Silvers	5.0s	Us	5.0s	2.2s	ug/L s		08/04/11 08:00s	08/16/11 12:20s	1s
Arsenics	5.0s	Us	5.0s	3.2s	ug/L s		08/04/11 08:00s	08/16/11 12:20s	1s
Barium i	23 i		10s	0.67 s	ug/L s		08/04/11 08:00s	08/16/11 12:20s	1s
Calcium i	40000 i		1000s	130s	ug/L s		08/04/11 08:00s	08/16/11 12:20s	1s
Cobalts	5.0s	Us	5.0s	1.7 s	ug/L s		08/04/11 08:00s	08/16/11 12:20s	1s
Chromiums	5.0s	Us	5.0s	2.2s	ug/L s		08/04/11 08:00s	08/16/11 12:20s	1s
Coppers	5.0s	Us	5.0s	4.5s	ug/L s		08/04/11 08:00s	08/16/11 12:20s	1s
Potassiumi	500 i	J Bi	1000s	72s	ug/L s		08/04/11 08:00s	08/16/11 12:20s	1s
Magnesiumi	7200 i		1000s	34s	ug/L s		08/04/11 08:00s	08/16/11 12:20s	1s
Manganesei	18 i		10s	0.41s	ug/L s		08/04/11 08:00s	08/16/11 12:20s	1s

Client Sample ID: FWGLL2mw-060C-1771-GF

Date Collected: 08/02/11 09:09
Date Received: 08/03/11 08:00

Lab Sample ID: 240-2444-23
Matrix: Water

Method: 6010B - Metals (ICP) - Total Recoverable (Continued)

Analyte	Result	Qualifier	RL	MDL	Unit	D	Prepared	Analyzed	Dil Fac
Nickel	10	U	10	3.2	ug/L		08/04/11 08:00	08/16/11 12:20	1
Lead	3.0	U	3.0	1.9	ug/L		08/04/11 08:00	08/16/11 12:20	1
Selenium	5.0	U	5.0	4.1	ug/L		08/04/11 08:00	08/16/11 12:20	1
Vanadium	10	U	10	0.64	ug/L		08/04/11 08:00	08/16/11 12:20	1

Method: 6020 - Metals (ICP/MS) - Total Recoverable

Analyte	Result	Qualifier	RL	MDL	Unit	D	Prepared	Analyzed	Dil Fac
Aluminum	50	U	50	19	ug/L		08/04/11 08:00	08/23/11 12:20	1
Beryllium	1.0	U	1.0	0.20	ug/L		08/04/11 08:00	08/23/11 12:20	1
Cadmium	0.50	U	0.50	0.13	ug/L		08/04/11 08:00	08/23/11 12:20	1
Iron	50	U	50	26	ug/L		08/04/11 08:00	08/23/11 12:20	1
Antimony	0.18	J	2.0	0.13	ug/L		08/04/11 08:00	08/23/11 12:20	1
Thallium	1.0	U	1.0	0.14	ug/L		08/04/11 08:00	08/23/11 12:20	1
Zinc	10	U	10	2.3	ug/L		08/04/11 08:00	08/23/11 12:20	1
Sodium	2400	B	1000	6.9	ug/L		08/04/11 08:00	08/23/11 12:20	1

Method: 7470A - Mercury (CVAA)

Analyte	Result	Qualifier	RL	MDL	Unit	D	Prepared	Analyzed	Dil Fac
Mercury	0.20	U	0.20	0.12	ug/L		08/04/11 11:10	08/04/11 17:03	1

Client Sample ID: FWGLL12mw-107C-1779-GW

Date Collected: 08/02/11 11:13
Date Received: 08/03/11 08:00

Lab Sample ID: 240-2444-24
Matrix: Water

Method: 8260B - Volatile Organic Compounds (GC/MS)

Analyte	Result	Qualifier	RL	MDL	Unit	D	Prepared	Analyzed	Dil Fac
1,1,1-Trichloroethane	1.0	U	1.0	0.22	ug/L			08/15/11 15:41	1
1,1,2,2-Tetrachloroethane	1.0	U	1.0	0.18	ug/L			08/15/11 15:41	1
1,1,2-Trichloroethane	1.0	U	1.0	0.27	ug/L			08/15/11 15:41	1
1,1-Dichloroethane	1.0	U	1.0	0.15	ug/L			08/15/11 15:41	1
1,1-Dichloroethene	1.0	U	1.0	0.19	ug/L			08/15/11 15:41	1
1,2-Dichloroethane	1.0	U	1.0	0.22	ug/L			08/15/11 15:41	1
1,2-Dichloroethene, Total	1.0	U	1.0	0.34	ug/L			08/15/11 15:41	1
1,2-Dichloropropane	1.0	U	1.0	0.18	ug/L			08/15/11 15:41	1
2-Hexanone	10	U	10	0.41	ug/L			08/15/11 15:41	1
Bromochloromethane	1.0	U	1.0	0.29	ug/L			08/15/11 15:41	1
Acetone	10	U	10	1.1	ug/L			08/15/11 15:41	1
Benzene	1.0	U	1.0	0.13	ug/L			08/15/11 15:41	1
Bromoform	1.0	U	1.0	0.64	ug/L			08/15/11 15:41	1
Bromomethane	1.0	U	1.0	0.41	ug/L			08/15/11 15:41	1
Carbon disulfide	1.0	U	1.0	0.13	ug/L			08/15/11 15:41	1
Carbon tetrachloride	1.0	U	1.0	0.13	ug/L			08/15/11 15:41	1
Chlorobenzene	1.0	U	1.0	0.15	ug/L			08/15/11 15:41	1
Chloroethane	1.0	U	1.0	0.29	ug/L			08/15/11 15:41	1
Chloroform	1.0	U	1.0	0.16	ug/L			08/15/11 15:41	1
Chloromethane	1.0	U	1.0	0.30	ug/L			08/15/11 15:41	1
cis-1,2-Dichloroethene	1.0	U	1.0	0.17	ug/L			08/15/11 15:41	1
cis-1,3-Dichloropropene	1.0	U	1.0	0.14	ug/L			08/15/11 15:41	1
Bromodichloromethane	1.0	U	1.0	0.15	ug/L			08/15/11 15:41	1
Ethylbenzene	1.0	U	1.0	0.17	ug/L			08/15/11 15:41	1

Client Sample ID: FWGLL12mw-107C-1779-GWi
Date Collected: 08/02/11 11:13 i
Date Received: 08/03/11 08:00 i

Lab Sample ID: 240-2444-24 i
Matr x: Water i

Method: 8260B - Volatile Organic Compounds (GC/MS) (Continued) i

Analytei	Resulti	Qualif er i	RL i	MDL i	Uniti	Di	Prepared i	Analyzed i	Dil Fac i
1,2-Dibromoethanes	1.0s	Us	1.0s	0.24s	ug/L s			08/15/11 15:41s	1s
m-Xylene & p-Xylenes	2.0s	Us	2.0s	0.24s	ug/L s			08/15/11 15:41s	1s
2-Butanone (MEK)s	10s	Us	10s	0.57 s	ug/L s			08/15/11 15:41s	1s
4-Methyl-2-pentanone (MIBK)s	10s	Us	10s	0.32s	ug/L s			08/15/11 15:41s	1s
Methylene Chlorides	2.0s	Us	2.0s	0.33 s	ug/L s			08/15/11 15:41s	1s
o-Xylenes	1.0s	Us	1.0s	0.14s	ug/L s			08/15/11 15:41s	1s
Styrenes	1.0s	Us	1.0s	0.11s	ug/L s			08/15/11 15:41s	1s
Tetrachloroethenes	1.0s	Us	1.0s	0.29 s	ug/L s			08/15/11 15:41s	1s
Toluenes	1.0s	Us	1.0s	0.13 s	ug/L s			08/15/11 15:41s	1s
trans-1,2-Dichloroethenes	1.0s	Us	1.0s	0.19 s	ug/L s			08/15/11 15:41s	1s
trans-1,3-Dichloropropenes	1.0s	Us	1.0s	0.19 s	ug/L s			08/15/11 15:41s	1s
Trichloroethenes	1.0s	Us	1.0s	0.17 s	ug/L s			08/15/11 15:41s	1s
Vinyl chlorides	1.0s	Us	1.0s	0.22s	ug/L s			08/15/11 15:41s	1s
Xylenes, Totals	2.0s	Us	2.0s	0.28 s	ug/L s			08/15/11 15:41s	1s
Dibromochloromethanes	1.0s	Us	1.0s	0.18 s	ug/L s			08/15/11 15:41s	1s

Surrogatea	*% Recoverya*	*Qualifiera*	*Limitsa*	*Prepareda*	*Analyzeda*	*Dil Faca*
1,2-Dichloroethane-d4 (Surr)2	*952*		*50 - 1502*		*08/15/11 15:412*	*12*
4-Bromofluorobenzene (Surr)2	*1012*		*50 - 1502*		*08/15/11 15:412*	*12*
Toluene-d8 (Surr)2	*1012*		*50 - 1502*		*08/15/11 15:412*	*12*
Dibromofluoromethane (Surr)2	*952*		*50 - 1502*		*08/15/11 15:412*	*12*

Method: 8270C - Semivolatile Organic Compounds (GC/MS) i

Analytei	Resulti	Qualif er i	RL i	MDL i	Uniti	Di	Prepared i	Analyzed i	Dil Fac i
2,2'-oxybis[1-chloropropane] s	0.98 s	Us	0.98 s	0.39 s	ug/L s		08/04/11 09:06 s	08/10/11 16:15s	1s
2,4,5-Trichlorophenols	4.9 s	Us	4.9 s	0.29 s	ug/L s		08/04/11 09:06 s	08/10/11 16:15s	1s
2,4,6-Trichlorophenols	4.9 s	Us	4.9 s	0.78 s	ug/L s		08/04/11 09:06 s	08/10/11 16:15s	1s
2,4-Dichlorophenols	2.0s	Us	2.0s	0.78 s	ug/L s		08/04/11 09:06 s	08/10/11 16:15s	1s
2,4-Dimethylphenols	2.0s	Us	2.0s	0.78 s	ug/L s		08/04/11 09:06 s	08/10/11 16:15s	1s
2,4-Dinitrophenols	4.9 s	Us	4.9 s	2.4s	ug/L s		08/04/11 09:06 s	08/10/11 16:15s	1s
2,4-Dinitrotoluenes	4.9 s	Us	4.9 s	0.26 s	ug/L s		08/04/11 09:06 s	08/10/11 16:15s	1s
2,6-Dinitrotoluenes	4.9 s	Us	4.9 s	0.78 s	ug/L s		08/04/11 09:06 s	08/10/11 16:15s	1s
2-Chloronaphthalenes	0.98 s	Us	0.98 s	0.098 s	ug/L s		08/04/11 09:06 s	08/10/11 16:15s	1s
2-Chlorophenols	0.98 s	Us	0.98 s	0.28 s	ug/L s		08/04/11 09:06 s	08/10/11 16:15s	1s
Benzoic acid s	9.8 s	U * s	9.8 s	9.8 s	ug/L s		08/04/11 09:06 s	08/10/11 16:15s	1s
2-Methylnaphthalenes	0.20s	Us	0.20s	0.098 s	ug/L s		08/04/11 09:06 s	08/10/11 16:15s	1s
2-Methylphenols	0.98 s	Us	0.98 s	0.78 s	ug/L s		08/04/11 09:06 s	08/10/11 16:15s	1s
2-Nitroanilines	2.0s	Us	2.0s	0.78 s	ug/L s		08/04/11 09:06 s	08/10/11 16:15s	1s
Benzyl alcohols	4.9 s	Us	4.9 s	0.37 s	ug/L s		08/04/11 09:06 s	08/10/11 16:15s	1s
2-Nitrophenols	2.0s	Us	2.0s	0.27 s	ug/L s		08/04/11 09:06 s	08/10/11 16:15s	1s
3,3'-Dichlorobenzidines	4.9 s	Us	4.9 s	0.36 s	ug/L s		08/04/11 09:06 s	08/10/11 16:15s	1s
3-Nitroanilines	2.0s	Us	2.0s	0.27 s	ug/L s		08/04/11 09:06 s	08/10/11 16:15s	1s
4,6-Dinitro-2-methylphenols	4.9 s	Us	4.9 s	2.4s	ug/L s		08/04/11 09:06 s	08/10/11 16:15s	1s
4-Bromophenyl phenyl ethers	2.0s	Us	2.0s	0.78 s	ug/L s		08/04/11 09:06 s	08/10/11 16:15s	1s
4-Chloro-3-methylphenols	2.0s	Us	2.0s	0.78 s	ug/L s		08/04/11 09:06 s	08/10/11 16:15s	1s
4-Chloroanilines	2.0s	Us	2.0s	0.78 s	ug/L s		08/04/11 09:06 s	08/10/11 16:15s	1s
4-Chlorophenyl phenyl ethers	2.0s	Us	2.0s	0.29 s	ug/L s		08/04/11 09:06 s	08/10/11 16:15s	1s
4-Nitroanilines	2.0s	Us	2.0s	0.78 s	ug/L s		08/04/11 09:06 s	08/10/11 16:15s	1s
4-Nitrophenols	4.9 s	Us	4.9 s	2.4s	ug/L s		08/04/11 09:06 s	08/10/11 16:15s	1s
Acenaphthenes	0.20s	Us	0.20s	0.098 s	ug/L s		08/04/11 09:06 s	08/10/11 16:15s	1s
Acenaphthylenes	0.20s	Us	0.20s	0.098 s	ug/L s		08/04/11 09:06 s	08/10/11 16:15s	1s

Client Sample ID: FWGLL12mw-107C-1779-GWi
Date Collected: 08/02/11 11:13 i
Date Received: 08/03/11 08:00 i

Lab Sample ID: 240-2444-24 i
Matr x: Water i

Method: 8270C - Semivolatile Organic Compounds (GC/MS) (Continued) i

Analytei	Resulti	Qualif er i	RLi	MDLi	Uniti	Di	Preparedi	Analyzedi	Dil Faci
Anthracenes	0.20s	Us	0.20s	0.098 s	ug/L s		08/04/11 09:06 s	08/10/11 16:15s	1s
Benzo[a]anthracenes	0.20s	Us	0.20s	0.098 s	ug/L s		08/04/11 09:06 s	08/10/11 16:15s	1s
Benzo[a]pyrenes	0.20s	Us	0.20s	0.098 s	ug/L s		08/04/11 09:06 s	08/10/11 16:15s	1s
Benzo[b]fluoranthenes	0.20s	Us	0.20s	0.098 s	ug/L s		08/04/11 09:06 s	08/10/11 16:15s	1s
Benzo[g,h,i]perylenes	0.20s	Us	0.20s	0.098 s	ug/L s		08/04/11 09:06 s	08/10/11 16:15s	1s
Benzo[k]fluoranthenes	0.20s	Us	0.20s	0.098 s	ug/L s		08/04/11 09:06 s	08/10/11 16:15s	1s
Bis(2-chloroethoxy)methanes	0.98 s	Us	0.98 s	0.31s	ug/L s		08/04/11 09:06 s	08/10/11 16:15s	1s
Bis(2-chloroethyl)ethers	0.98 s	Us	0.98 s	0.098 s	ug/L s		08/04/11 09:06 s	08/10/11 16:15s	1s
Bis(2-ethylhexyl) phthalatei	**1.2 i**	**Ji**	9.8 s	0.78 s	ug/L s		08/04/11 09:06 s	08/10/11 16:15s	1s
Butyl benzyl phthalates	0.98 s	Us	0.98 s	0.78 s	ug/L s		08/04/11 09:06 s	08/10/11 16:15s	1s
Carbazoles	0.98 s	Us	0.98 s	0.27 s	ug/L s		08/04/11 09:06 s	08/10/11 16:15s	1s
1,2-Dichlorobenzenes	0.98 s	Us	0.98 s	0.28 s	ug/L s		08/04/11 09:06 s	08/10/11 16:15s	1s
Chrysenes	0.20s	Us	0.20s	0.098 s	ug/L s		08/04/11 09:06 s	08/10/11 16:15s	1s
1,3-Dichlorobenzenes	0.98 s	Us	0.98 s	0.78 s	ug/L s		08/04/11 09:06 s	08/10/11 16:15s	1s
Dibenz(a,h)anthracenes	0.20s	Us	0.20s	0.098 s	ug/L s		08/04/11 09:06 s	08/10/11 16:15s	1s
1,4-Dichlorobenzenes	0.98 s	Us	0.98 s	0.33 s	ug/L s		08/04/11 09:06 s	08/10/11 16:15s	1s
Dibenzofurans	0.98 s	Us	0.98 s	0.098 s	ug/L s		08/04/11 09:06 s	08/10/11 16:15s	1s
Diethyl phthalates	0.98 s	Us	0.98 s	0.59 s	ug/L s		08/04/11 09:06 s	08/10/11 16:15s	1s
Dimethyl phthalates	0.98 s	Us	0.98 s	0.28 s	ug/L s		08/04/11 09:06 s	08/10/11 16:15s	1s
Di-n-butyl phthalates	0.98 s	Us	0.98 s	0.66 s	ug/L s		08/04/11 09:06 s	08/10/11 16:15s	1s
Di-n-octyl phthalates	0.98 s	Us	0.98 s	0.78 s	ug/L s		08/04/11 09:06 s	08/10/11 16:15s	1s
Fluoranthenes	0.20s	Us	0.20s	0.098 s	ug/L s		08/04/11 09:06 s	08/10/11 16:15s	1s
Fluorenes	0.20s	Us	0.20s	0.098 s	ug/L s		08/04/11 09:06 s	08/10/11 16:15s	1s
Hexachlorobenzenes	0.20s	Us	0.20s	0.098 s	ug/L s		08/04/11 09:06 s	08/10/11 16:15s	1s
Hexachlorobutadienes	0.98 s	Us	0.98 s	0.26 s	ug/L s		08/04/11 09:06 s	08/10/11 16:15s	1s
Hexachlorocyclopentadienes	9.8 s	Us	9.8 s	0.78 s	ug/L s		08/04/11 09:06 s	08/10/11 16:15s	1s
Hexachloroethanes	0.98 s	Us	0.98 s	0.78 s	ug/L s		08/04/11 09:06 s	08/10/11 16:15s	1s
Indeno[1,2,3-cd]pyrenes	0.20s	Us	0.20s	0.098 s	ug/L s		08/04/11 09:06 s	08/10/11 16:15s	1s
Isophorones	0.98 s	Us	0.98 s	0.26 s	ug/L s		08/04/11 09:06 s	08/10/11 16:15s	1s
Naphthalenes	0.20s	Us	0.20s	0.098 s	ug/L s		08/04/11 09:06 s	08/10/11 16:15s	1s
Nitrobenzenes	0.98 s	Us	0.98 s	0.039 s	ug/L s		08/04/11 09:06 s	08/10/11 16:15s	1s
N-Nitrosodi-n-propylamines	0.98 s	Us	0.98 s	0.78 s	ug/L s		08/04/11 09:06 s	08/10/11 16:15s	1s
N-Nitrosodiphenylamines	0.98 s	Us	0.98 s	0.30s	ug/L s		08/04/11 09:06 s	08/10/11 16:15s	1s
Pentachlorophenols	4.9 s	Us	4.9 s	2.4s	ug/L s		08/04/11 09:06 s	08/10/11 16:15s	1s
Phenols	0.98 s	Us	0.98 s	0.59 s	ug/L s		08/04/11 09:06 s	08/10/11 16:15s	1s
Phenanthrenes	0.20s	Us	0.20s	0.098 s	ug/L s		08/04/11 09:06 s	08/10/11 16:15s	1s
Pyrenes	0.20s	Us	0.20s	0.098 s	ug/L s		08/04/11 09:06 s	08/10/11 16:15s	1s
3 & 4 Methylphenols	0.98 s	Us	0.98 s	0.74s	ug/L s		08/04/11 09:06 s	08/10/11 16:15s	1s
1,2,4-Trichlorobenzenes	0.98 s	Us	0.98 s	0.27 s	ug/L s		08/04/11 09:06 s	08/10/11 16:15s	1s

Surrogatea	*% Recoverya*	*Qualifiera*	*Limitsa*	*Prepareda*	*Analyzeda*	*Dil Faca*
-Fluorobiphenyl (Surr)2	*562*		*50 - 1502*	*08/04/11 09:062*	*08/10/11 16:152*	*12*
-Fluorophenol (Surr)2	*67 2*		*50 - 1502*	*08/04/11 09:062*	*08/10/11 16:152*	*12*
,4,6-Tribromophenol (Surr)2	*652*		*50 - 1502*	*08/04/11 09:062*	*08/10/11 16:152*	*12*
Nitrobenzene-d5 (Surr)2	*63 2*		*50 - 1502*	*08/04/11 09:062*	*08/10/11 16:152*	*12*
Phenol-d5 (Surr)2	*67 2*		*50 - 1502*	*08/04/11 09:062*	*08/10/11 16:152*	*12*
Terphenyl-d14 (Surr)2	*612*		*50 - 1502*	*08/04/11 09:062*	*08/10/11 16:152*	*12*

Method: 8081A - Organochlor ne Pestic des (GC) i

Analytei	Resulti	Qualif er i	RLi	MDLi	Uniti	Di	Preparedi	Analyzedi	Dil Faci
Aldrins	0.029 s	Us	0.029 s	0.0078 s	ug/L s		08/04/11 09:13 s	08/23/11 21:39 s	1s

Client Sample ID: FWGLL12mw-107C-1779-GW
Date Collected: 08/02/11 11:13
Date Received: 08/03/11 08:00

Lab Sample ID: 240-2444-24
Matrix: Water

Method: 8081A - Organochlorine Pesticides (GC) (Continued)

Analyte	Result	Qualifier	RL	MDL	Unit	D	Prepared	Analyzed	Dil Fac
alpha-BHC	0.029	U	0.029	0.0067	ug/L		08/04/11 09:13	08/23/11 21:39	1
alpha-Chlordane	0.029	U	0.029	0.013	ug/L		08/04/11 09:13	08/23/11 21:39	1
beta-BHC	0.010	J	0.029	0.0080	ug/L		08/04/11 09:13	08/23/11 21:39	1
4,4'-DDD	0.029	U	0.029	0.0091	ug/L		08/04/11 09:13	08/23/11 21:39	1
4,4'-DDE	0.029	U	0.029	0.0092	ug/L		08/04/11 09:13	08/23/11 21:39	1
4,4'-DDT	0.034		0.029	0.015	ug/L		08/04/11 09:13	08/23/11 21:39	1
delta-BHC	0.029	U	0.029	0.0083	ug/L		08/04/11 09:13	08/23/11 21:39	1
Dieldrin	0.029	U	0.029	0.0071	ug/L		08/04/11 09:13	08/23/11 21:39	1
Endosulfan I	0.024	U	0.024	0.012	ug/L		08/04/11 09:13	08/23/11 21:39	1
Endosulfan II	0.024	U	0.024	0.011	ug/L		08/04/11 09:13	08/23/11 21:39	1
Endosulfan sulfate	0.029	U	0.029	0.010	ug/L		08/04/11 09:13	08/23/11 21:39	1
Endrin	0.029	U	0.029	0.010	ug/L		08/04/11 09:13	08/23/11 21:39	1
Endrin aldehyde	0.029	U	0.029	0.010	ug/L		08/04/11 09:13	08/23/11 21:39	1
Endrin ketone	0.029	U	0.029	0.0074	ug/L		08/04/11 09:13	08/23/11 21:39	1
gamma-BHC (Lindane)	0.029	U	0.029	0.0061	ug/L		08/04/11 09:13	08/23/11 21:39	1
gamma-Chlordane	0.029	U	0.029	0.011	ug/L		08/04/11 09:13	08/23/11 21:39	1
Heptachlor	0.011	J	0.029	0.0076	ug/L		08/04/11 09:13	08/23/11 21:39	1
Heptachlor epoxide	0.029	U	0.029	0.0068	ug/L		08/04/11 09:13	08/23/11 21:39	1
Methoxychlor	0.095	U	0.095	0.030	ug/L		08/04/11 09:13	08/23/11 21:39	1
Toxaphene	1.9	U	1.9	0.30	ug/L		08/04/11 09:13	08/23/11 21:39	1

Surrogate	*% Recovery*	*Qualifier*	*Limits*	*Prepared*	*Analyzed*	*Dil Fac*
DCB Decachlorobiphenyl	*96*		*50 - 150*	*08/04/11 09:13*	*08/23/11 21:39*	*1*
DCB Decachlorobiphenyl	*91*		*50 - 150*	*08/04/11 09:13*	*08/23/11 21:39*	*1*
Tetrachloro-m-xylene	*75*		*50 - 150*	*08/04/11 09:13*	*08/23/11 21:39*	*1*
Tetrachloro-m-xylene	*75*		*50 - 150*	*08/04/11 09:13*	*08/23/11 21:39*	*1*

Method: 8082 - Polychlorinated Biphenyls (PCBs) by Gas Chromatography

Analyte	Result	Qualifier	RL	MDL	Unit	D	Prepared	Analyzed	Dil Fac
Aroclor-1016	0.48	U	0.48	0.16	ug/L		08/04/11 09:18	08/17/11 21:29	1
Aroclor-1221	0.48	U	0.48	0.12	ug/L		08/04/11 09:18	08/17/11 21:29	1
Aroclor-1232	0.48	U	0.48	0.15	ug/L		08/04/11 09:18	08/17/11 21:29	1
Aroclor-1242	0.48	U	0.48	0.21	ug/L		08/04/11 09:18	08/17/11 21:29	1
Aroclor-1248	0.48	U	0.48	0.095	ug/L		08/04/11 09:18	08/17/11 21:29	1
Aroclor-1254	0.48	U	0.48	0.15	ug/L		08/04/11 09:18	08/17/11 21:29	1
Aroclor-1260	0.48	U	0.48	0.16	ug/L		08/04/11 09:18	08/17/11 21:29	1

Surrogate	*% Recovery*	*Qualifier*	*Limits*	*Prepared*	*Analyzed*	*Dil Fac*
Tetrachloro-m-xylene	*102*		*50 - 150*	*08/04/11 09:18*	*08/17/11 21:29*	*1*
Tetrachloro-m-xylene	*86*		*50 - 150*	*08/04/11 09:18*	*08/17/11 21:29*	*1*
DCB Decachlorobiphenyl	*69*		*50 - 150*	*08/04/11 09:18*	*08/17/11 21:29*	*1*
DCB Decachlorobiphenyl	*65*		*50 - 150*	*08/04/11 09:18*	*08/17/11 21:29*	*1*

Method: 8330 (Modified) - Organic Compounds by UV/HPLC - Dissolved

Analyte	Result	Qualifier	RL	MDL	Unit	D	Prepared	Analyzed	Dil Fac
Nitroguanidine	20	U	20	2.4	ug/L		08/10/11 10:00	08/12/11 18:53	1

Method: 8330/8330A - Nitroaromatics & Nitramines: Explosives (8330/A)

Analyte	Result	Qualifier	RL	MDL	Unit	D	Prepared	Analyzed	Dil Fac
1,3,5-Trinitrobenzene	0.10	U	0.10	0.030	ug/L		08/09/11 09:00	08/13/11 02:03	1.01
1,3-Dinitrobenzene	0.10	U	0.10	0.050	ug/L		08/09/11 09:00	08/13/11 02:03	1.01

Client Sample ID: FWGLL12mw-107C-1779-GWi
Date Collected: 08/02/11 11:13 i
Date Received: 08/03/11 08:00 i

Lab Sample ID: 240-2444-24 i
Matrix: Water i

Method: 8330/8330A - Nitroaromatics & Nitramines: Explosives (8330/A) (Continued) i

Analytei	Resulti	Qualifier i	RLi	MDLi	Uniti	Di	Preparedi	Analyzedi	Dil Faci
2-Amino-4,6-dinitrotoluenes	0.10s	Us	0.10s	0.10s	ug/Ls		08/09/11 09:00s	08/13/11 02:03s	1.01s
2,4,6-Trinitrotoluenes	0.10s	Us	0.10s	0.050s	ug/Ls		08/09/11 09:00s	08/13/11 02:03s	1.01s
2,4-Dinitrotoluenes	0.10s	Us	0.10s	0.050s	ug/Ls		08/09/11 09:00s	08/13/11 02:03s	1.01s
2,6-Dinitrotoluenes	0.10s	Us	0.10s	0.050s	ug/Ls		08/09/11 09:00s	08/13/11 02:03s	1.01s
2-Nitrotoluenes	0.50s	Us	0.50s	0.089s	ug/Ls		08/09/11 09:00s	08/13/11 02:03s	1.01s
3-Nitrotoluenes	0.50s	Us	0.50s	0.058s	ug/Ls		08/09/11 09:00s	08/13/11 02:03s	1.01s
4-Amino-2,6-dinitrotoluenes	0.10s	Us	0.10s	0.050s	ug/Ls		08/09/11 09:00s	08/13/11 02:03s	1.01s
4-Nitrotoluenes	0.50s	Us	0.50s	0.089s	ug/Ls		08/09/11 09:00s	08/13/11 02:03s	1.01s
HMXs	0.10s	Us	0.10s	0.036s	ug/Ls		08/09/11 09:00s	08/13/11 02:03s	1.01s
Nitrobenzenes	0.10s	Us	0.10s	0.050s	ug/Ls		08/09/11 09:00s	08/13/11 02:03s	1.01s
Nitroglycerins	0.66s	Us	0.66s	0.33s	ug/Ls		08/09/11 09:00s	08/13/11 02:03s	1.01s
RDXs	0.10s	Us	0.10s	0.036s	ug/Ls		08/09/11 09:00s	08/13/11 02:03s	1.01s
PETNs	0.66s	Us	0.66s	0.30s	ug/Ls		08/09/11 09:00s	08/13/11 02:03s	1.01s
Tetryls	0.10s	Us	0.10s	0.050s	ug/Ls		08/09/11 09:00s	08/13/11 02:03s	1.01s

Surrogatea	*% Recoverya*	*Qualifiera*	*Limitsa*	*Prepareda*	*Analyzeda*	*Dil Faca*
3,4-Dinitrotoluene2	*83 2*		*50 - 1502*	*08/09/11 09:002*	*08/13/11 02:03 2*	*1.012*

General Chemistry i

Analytei	Resulti	Qualifier i	RLi	MDLi	Uniti	Di	Preparedi	Analyzedi	Dil Faci
Nitrate-Nitrtei	0.045 i	Bi	0.10s	0.0053s	mg/Ls		08/17/11 00:00s	08/17/11 15:49s	1s
Nitrocelluloses	2.0s	Us	2.0s	0.48s	mg/Ls		08/11/11 08:00s	08/17/11 13:07s	1s

Client Sample ID: FWGLL12mw-107C-1779-GFi
Date Collected: 08/02/11 11:13 i
Date Received: 08/03/11 08:00 i

Lab Sample ID: 240-2444-25 i
Matrix: Water i

Method: 6010B - Metals (ICP) - Total Recoverablei

Analytei	Resulti	Qualifier i	RLi	MDLi	Uniti	Di	Preparedi	Analyzedi	Dil Faci
Silvers	5.0s	Us	5.0s	2.2s	ug/Ls		08/04/11 08:00s	08/16/11 12:26s	1s
Arsenic i	14 i		5.0s	3.2s	ug/Ls		08/04/11 08:00s	08/16/11 12:26s	1s
Bar umi	27 i		10s	0.67s	ug/Ls		08/04/11 08:00s	08/16/11 12:26s	1s
Calc umi	170000 i		1000s	130s	ug/Ls		08/04/11 08:00s	08/16/11 12:26s	1s
Cobalti	1.8 i	Ji	5.0s	1.7s	ug/Ls		08/04/11 08:00s	08/16/11 12:26s	1s
Chromiums	5.0s	Us	5.0s	2.2s	ug/Ls		08/04/11 08:00s	08/16/11 12:26s	1s
Coppers	5.0s	Us	5.0s	4.5s	ug/Ls		08/04/11 08:00s	08/16/11 12:26s	1s
Potassiumi	2000 i	Bi	1000s	72s	ug/Ls		08/04/11 08:00s	08/16/11 12:26s	1s
Magnesiumi	71000 i		1000s	34s	ug/Ls		08/04/11 08:00s	08/16/11 12:26s	1s
Manganesei	280 i		10s	0.41s	ug/Ls		08/04/11 08:00s	08/16/11 12:26s	1s
Nickels	10s	Us	10s	3.2s	ug/Ls		08/04/11 08:00s	08/16/11 12:26s	1s
Leads	3.0s	Us	3.0s	1.9s	ug/Ls		08/04/11 08:00s	08/16/11 12:26s	1s
Seleniums	5.0s	Us	5.0s	4.1s	ug/Ls		08/04/11 08:00s	08/16/11 12:26s	1s
Vanadiums	10s	Us	10s	0.64s	ug/Ls		08/04/11 08:00s	08/16/11 12:26s	1s

Method: 6020 - Metals (ICP/MS) - Total Recoverablei

Analytei	Resulti	Qualifier i	RLi	MDLi	Uniti	Di	Preparedi	Analyzedi	Dil Faci
Aluminums	50s	Us	50s	19s	ug/Ls		08/04/11 08:00s	08/23/11 12:25s	1s
Berylliums	1.0s	Us	1.0s	0.20s	ug/Ls		08/04/11 08:00s	08/23/11 12:25s	1s
Cadmiums	0.50s	Us	0.50s	0.13s	ug/Ls		08/04/11 08:00s	08/23/11 12:25s	1s
Ironi	3100 i		50s	26s	ug/Ls		08/04/11 08:00s	08/23/11 12:25s	1s

Client Sample ID: FWGLL12mw-107C-1779-GF i
Date Collected: 08/02/11 11:13 i
Date Received: 08/03/11 08:00 i

Lab Sample ID: 240-2444-25 i
Matr x: Water i

Method: 6020 - Metals (ICP/MS) - Total Recoverable (Continued) i

Analytei	Resulti	Qualif er i	RLi	MDLi	Uniti	Di	Preparedi	Analyzedi	Dil Faci
Antimonys	2.0s	U	2.0s	0.13 s	ug/L s		08/04/11 08:00s	08/23/11 12:25s	1s
Thalliums	1.0s	U	1.0s	0.14s	ug/L s		08/04/11 08:00s	08/23/11 12:25s	1s
Zincs	10s	U	10s	2.3 s	ug/L s		08/04/11 08:00s	08/23/11 12:25s	1s
Sodiumi	17000 i	B	1000s	6.9 s	ug/L s		08/04/11 08:00s	08/23/11 12:25s	1s

Method: 7470A - Mercury (CVAA) i

Analytei	Resulti	Qualif er i	RLi	MDLi	Uniti	Di	Preparedi	Analyzedi	Dil Faci
Mercurys	0.20s	Us	0.20s	0.12s	ug/L s		08/04/11 11:10s	08/04/11 17:04s	1

General Chemistry - Dissolved i

Analytei	Resulti	Qualif er i	RLi	MDLi	Uniti	Di	Preparedi	Analyzedi	Dil Faci
Hexavalent chromiums	0.020s	Us	0.020s	0.0020s	mg/L s			08/03/11 10:36 s	1s

Client Sample ID: FWGLL12mw-DUP3-1801-GW i
Date Collected: 08/02/11 12:13 i
Date Received: 08/03/11 08:00 i

Lab Sample ID: 240-2444-26 i
Matr x: Water i

Method: 8260B - Volatile Organic Compounds (GC/MS) i

Analytei	Resulti	Qualif er i	RLi	MDLi	Uniti	Di	Preparedi	Analyzedi	Dil Faci
1,1,1-Trichloroethanes	1.0s	U	1.0s	0.22s	ug/L s			08/15/11 16:03 s	1s
1,1,2,2-Tetrachloroethanes	1.0s	U	1.0s	0.18 s	ug/L s			08/15/11 16:03 s	1s
1,1,2-Trichloroethanes	1.0s	U	1.0s	0.27 s	ug/L s			08/15/11 16:03 s	1s
1,1-Dichloroethanes	1.0s	U	1.0s	0.15s	ug/L s			08/15/11 16:03 s	1s
1,1-Dichloroethenes	1.0s	U	1.0s	0.19 s	ug/L s			08/15/11 16:03 s	1s
1,2-Dichloroethanes	1.0s	U	1.0s	0.22s	ug/L s			08/15/11 16:03 s	1s
1,2-Dichloroethene, Totals	1.0s	U	1.0s	0.34s	ug/L s			08/15/11 16:03 s	1s
1,2-Dichloropropanes	1.0s	U	1.0s	0.18 s	ug/L s			08/15/11 16:03 s	1s
2-Hexanones	10s	U	10s	0.41s	ug/L s			08/15/11 16:03 s	1s
Bromochloromethanes	1.0s	U	1.0s	0.29 s	ug/L s			08/15/11 16:03 s	1s
Acetonei	1.4 i	J	10s	1.1s	ug/L s			08/15/11 16:03 s	1s
Benzenes	1.0s	U	1.0s	0.13 s	ug/L s			08/15/11 16:03 s	1s
Bromoforms	1.0s	U	1.0s	0.64s	ug/L s			08/15/11 16:03 s	1s
Bromomethanes	1.0s	U	1.0s	0.41s	ug/L s			08/15/11 16:03 s	1s
Carbon disulfides	1.0s	U	1.0s	0.13 s	ug/L s			08/15/11 16:03 s	1s
Carbon tetrachlorides	1.0s	U	1.0s	0.13 s	ug/L s			08/15/11 16:03 s	1s
Chlorobenzenes	1.0s	U	1.0s	0.15s	ug/L s			08/15/11 16:03 s	1s
Chloroethanes	1.0s	U	1.0s	0.29 s	ug/L s			08/15/11 16:03 s	1s
Chloroforms	1.0s	U	1.0s	0.16 s	ug/L s			08/15/11 16:03 s	1s
Chloromethanes	1.0s	U	1.0s	0.30s	ug/L s			08/15/11 16:03 s	1s
cis-1,2-Dichloroethenes	1.0s	U	1.0s	0.17 s	ug/L s			08/15/11 16:03 s	1s
cis-1,3-Dichloropropenes	1.0s	U	1.0s	0.14s	ug/L s			08/15/11 16:03 s	1s
Bromodichloromethanes	1.0s	U	1.0s	0.15s	ug/L s			08/15/11 16:03 s	1s
Ethylbenzenes	1.0s	U	1.0s	0.17 s	ug/L s			08/15/11 16:03 s	1s
1,2-Dibromoethanes	1.0s	U	1.0s	0.24s	ug/L s			08/15/11 16:03 s	1s
m-Xylene & p-Xylenes	2.0s	U	2.0s	0.24s	ug/L s			08/15/11 16:03 s	1s
2-Butanone (MEK)s	10s	U	10s	0.57 s	ug/L s			08/15/11 16:03 s	1s
4-Methyl-2-pentanone (MIBK)s	10s	U	10s	0.32s	ug/L s			08/15/11 16:03 s	1s
Methylene Chlorides	2.0s	U	2.0s	0.33 s	ug/L s			08/15/11 16:03 s	1s
o-Xylenes	1.0s	U	1.0s	0.14s	ug/L s			08/15/11 16:03 s	1s
Styrenes	1.0s	U	1.0s	0.11s	ug/L s			08/15/11 16:03 s	1s

Client Sample ID: FWGLL12mw-DUP3-1801-GWi
Date Collected: 08/02/11 12:13 i
Date Received: 08/03/11 08:00 i

Lab Sample ID: 240-2444-26 i
Matr x: Water i

Method: 8260B - Volatile Organic Compounds (GC/MS) (Continued) i

Analytei	Resulti	Qualif er i	RL i	MDL i	Uniti	Di	Prepared i	Analyzed i	Dil Fac i
Tetrachloroethenes	1.0s	U	1.0s	0.29 s	ug/L s			08/15/11 16:03 s	1s
Toluenes	1.0s	U	1.0s	0.13 s	ug/L s			08/15/11 16:03 s	1s
trans-1,2-Dichloroethenes	1.0s	U	1.0s	0.19 s	ug/L s			08/15/11 16:03 s	1s
trans-1,3-Dichloropropenes	1.0s	U	1.0s	0.19 s	ug/L s			08/15/11 16:03 s	1s
Trichloroethenes	1.0s	U	1.0s	0.17 s	ug/L s			08/15/11 16:03 s	1s
Vinyl chlorides	1.0s	U	1.0s	0.22s	ug/L s			08/15/11 16:03 s	1s
Xylenes, Totals	2.0s	U	2.0s	0.28 s	ug/L s			08/15/11 16:03 s	1s
Dibromochloromethanes	1.0s	U	1.0s	0.18 s	ug/L s			08/15/11 16:03 s	1s

Surrogatea	*% Recoverya*	*Qualifiera*	*Limitsa*	*Prepareda*	*Analyzeda*	*Dil Faca*
1,2-Dichloroethane-d4 (Surr)2	*962*		*50 - 1502*		*08/15/11 16:03 2*	*12*
4-Bromofluorobenzene (Surr)2	*1002*		*50 - 1502*		*08/15/11 16:03 2*	*12*
Toluene-d8 (Surr)2	*1012*		*50 - 1502*		*08/15/11 16:03 2*	*12*
Dibromofluoromethane (Surr)2	*962*		*50 - 1502*		*08/15/11 16:03 2*	*12*

Method: 8270C - Semivolatile Organic Compounds (GC/MS) i

Analytei	Resulti	Qualif er i	RL i	MDL i	Uniti	Di	Prepared i	Analyzed i	Dil Fac i
2,2'-oxybis[1-chloropropane] s	0.95s	U	0.95s	0.38 s	ug/L s		08/04/11 09:06 s	08/10/11 16:34s	1s
2,4,5-Trichlorophenols	4.8 s	U	4.8 s	0.29 s	ug/L s		08/04/11 09:06 s	08/10/11 16:34s	1s
2,4,6-Trichlorophenols	4.8 s	U	4.8 s	0.76 s	ug/L s		08/04/11 09:06 s	08/10/11 16:34s	1s
2,4-Dichlorophenols	1.9 s	U	1.9 s	0.76 s	ug/L s		08/04/11 09:06 s	08/10/11 16:34s	1s
2,4-Dimethylphenols	1.9 s	U	1.9 s	0.76 s	ug/L s		08/04/11 09:06 s	08/10/11 16:34s	1s
2,4-Dinitrophenols	4.8 s	U	4.8 s	2.3 s	ug/L s		08/04/11 09:06 s	08/10/11 16:34s	1s
2,4-Dinitrotoluenes	4.8 s	U	4.8 s	0.26 s	ug/L s		08/04/11 09:06 s	08/10/11 16:34s	1s
2,6-Dinitrotoluenes	4.8 s	U	4.8 s	0.76 s	ug/L s		08/04/11 09:06 s	08/10/11 16:34s	1s
2-Chloronaphthalenes	0.95s	U	0.95s	0.095s	ug/L s		08/04/11 09:06 s	08/10/11 16:34s	1s
2-Chlorophenols	0.95s	U	0.95s	0.28 s	ug/L s		08/04/11 09:06 s	08/10/11 16:34s	1s
Benzoic acid s	9.5s	U *	9.5s	9.5s	ug/L s		08/04/11 09:06 s	08/10/11 16:34s	1s
2-Methylnaphthalenes	0.19 s	U	0.19 s	0.095s	ug/L s		08/04/11 09:06 s	08/10/11 16:34s	1s
2-Methylphenols	0.95s	U	0.95s	0.76 s	ug/L s		08/04/11 09:06 s	08/10/11 16:34s	1s
2-Nitroanilines	1.9 s	U	1.9 s	0.76 s	ug/L s		08/04/11 09:06 s	08/10/11 16:34s	1s
Benzyl alcohols	4.8 s	U	4.8 s	0.36 s	ug/L s		08/04/11 09:06 s	08/10/11 16:34s	1s
2-Nitrophenols	1.9 s	U	1.9 s	0.27 s	ug/L s		08/04/11 09:06 s	08/10/11 16:34s	1s
3,3'-Dichlorobenzidines	4.8 s	Us	4.8 s	0.35s	ug/L s		08/04/11 09:06 s	08/10/11 16:34s	1
3-Nitroanilines	1.9 s	U	1.9 s	0.27 s	ug/L s		08/04/11 09:06 s	08/10/11 16:34s	1s
4,6-Dinitro-2-methylphenols	4.8 s	U	4.8 s	2.3 s	ug/L s		08/04/11 09:06 s	08/10/11 16:34s	1s
4-Bromophenyl phenyl ethers	1.9 s	U	1.9 s	0.76 s	ug/L s		08/04/11 09:06 s	08/10/11 16:34s	1s
4-Chloro-3-methylphenols	1.9 s	U	1.9 s	0.76 s	ug/L s		08/04/11 09:06 s	08/10/11 16:34s	1s
4-Chloroanilines	1.9 s	U	1.9 s	0.76 s	ug/L s		08/04/11 09:06 s	08/10/11 16:34s	1s
4-Chlorophenyl phenyl ethers	1.9 s	U	1.9 s	0.29 s	ug/L s		08/04/11 09:06 s	08/10/11 16:34s	1s
4-Nitroanilines	1.9 s	U	1.9 s	0.76 s	ug/L s		08/04/11 09:06 s	08/10/11 16:34s	1s
4-Nitrophenols	4.8 s	U	4.8 s	2.3 s	ug/L s		08/04/11 09:06 s	08/10/11 16:34s	1s
Acenaphthenes	0.19 s	U	0.19 s	0.095s	ug/L s		08/04/11 09:06 s	08/10/11 16:34s	1s
Acenaphthylenes	0.19 s	U	0.19 s	0.095s	ug/L s		08/04/11 09:06 s	08/10/11 16:34s	1s
Anthracenes	0.19 s	U	0.19 s	0.095s	ug/L s		08/04/11 09:06 s	08/10/11 16:34s	1s
Benzo[a]anthracenes	0.19 s	U	0.19 s	0.095s	ug/L s		08/04/11 09:06 s	08/10/11 16:34s	1s
Benzo[a]pyrenes	0.19 s	U	0.19 s	0.095s	ug/L s		08/04/11 09:06 s	08/10/11 16:34s	1s
Benzo[b]fluoranthenes	0.19 s	U	0.19 s	0.095s	ug/L s		08/04/11 09:06 s	08/10/11 16:34s	1s
Benzo[g,h,i]perylenes	0.19 s	U	0.19 s	0.095s	ug/L s		08/04/11 09:06 s	08/10/11 16:34s	1s
Benzo[k]fluoranthenes	0.19 s	U	0.19 s	0.095s	ug/L s		08/04/11 09:06 s	08/10/11 16:34s	1s
Bis(2-chloroethoxy)methanes	0.95s	U	0.95s	0.30s	ug/L s		08/04/11 09:06 s	08/10/11 16:34s	1s

Client Sample ID: FWGLL12mw-DUP3-1801-GWi
Date Collected: 08/02/11 12:13 i
Date Received: 08/03/11 08:00 i

Lab Sample ID: 240-2444-26 i
Matr x: Water i

Method: 8270C - Semivolatile Organic Compounds (GC/MS) (Continued) i

Analytei	Resulti	Qualif er i	RL i	MDL i	Uniti	Di	Prepared i	Analyzed i	Dil Fac i
Bis(2-chloroethyl)ethers	0.95s	Us	0.95s	0.095s	ug/L s		08/04/11 09:06 s	08/10/11 16:34s	1s
Bis(2-ethylhexyl) phthalates	9.5s	Us	9.5s	0.76 s	ug/L s		08/04/11 09:06 s	08/10/11 16:34s	1s
Butyl benzyl phthalates	0.95s	Us	0.95s	0.76 s	ug/L s		08/04/11 09:06 s	08/10/11 16:34s	1s
Carbazoles	0.95s	Us	0.95s	0.27 s	ug/L s		08/04/11 09:06 s	08/10/11 16:34s	1s
1,2-Dichlorobenzenes	0.95s	Us	0.95s	0.28 s	ug/L s		08/04/11 09:06 s	08/10/11 16:34s	1s
Chrysenes	0.19 s	Us	0.19 s	0.095s	ug/L s		08/04/11 09:06 s	08/10/11 16:34s	1s
1,3-Dichlorobenzenes	0.95s	Us	0.95s	0.76 s	ug/L s		08/04/11 09:06 s	08/10/11 16:34s	1s
Dibenz(a,h)anthracenes	0.19 s	Us	0.19 s	0.095s	ug/L s		08/04/11 09:06 s	08/10/11 16:34s	1s
1,4-Dichlorobenzenes	0.95s	Us	0.95s	0.32s	ug/L s		08/04/11 09:06 s	08/10/11 16:34s	1s
Dibenzofurans	0.95s	Us	0.95s	0.095s	ug/L s		08/04/11 09:06 s	08/10/11 16:34s	1s
Diethyl phthalates	0.95s	Us	0.95s	0.57 s	ug/L s		08/04/11 09:06 s	08/10/11 16:34s	1s
Dimethyl phthalates	0.95s	Us	0.95s	0.28 s	ug/L s		08/04/11 09:06 s	08/10/11 16:34s	1s
Di-n-butyl phthalates	0.95s	Us	0.95s	0.64s	ug/L s		08/04/11 09:06 s	08/10/11 16:34s	1s
Di-n-octyl phthalates	0.95s	Us	0.95s	0.76 s	ug/L s		08/04/11 09:06 s	08/10/11 16:34s	1s
Fluoranthenes	0.19 s	Us	0.19 s	0.095s	ug/L s		08/04/11 09:06 s	08/10/11 16:34s	1s
Fluorenes	0.19 s	Us	0.19 s	0.095s	ug/L s		08/04/11 09:06 s	08/10/11 16:34s	1s
Hexachlorobenzenes	0.19 s	Us	0.19 s	0.095s	ug/L s		08/04/11 09:06 s	08/10/11 16:34s	1s
Hexachlorobutadienes	0.95s	Us	0.95s	0.26 s	ug/L s		08/04/11 09:06 s	08/10/11 16:34s	1s
Hexachlorocyclopentadienes	9.5s	Us	9.5s	0.76 s	ug/L s		08/04/11 09:06 s	08/10/11 16:34s	1s
Hexachloroethanes	0.95s	Us	0.95s	0.76 s	ug/L s		08/04/11 09:06 s	08/10/11 16:34s	1s
Indeno[1,2,3-cd]pyrenes	0.19 s	Us	0.19 s	0.095s	ug/L s		08/04/11 09:06 s	08/10/11 16:34s	1s
Isophorones	0.95s	Us	0.95s	0.26 s	ug/L s		08/04/11 09:06 s	08/10/11 16:34s	1s
Naphthalenes	0.19 s	Us	0.19 s	0.095s	ug/L s		08/04/11 09:06 s	08/10/11 16:34s	1s
Nitrobenzenes	0.95s	Us	0.95s	0.038 s	ug/L s		08/04/11 09:06 s	08/10/11 16:34s	1s
N-Nitrosodi-n-propylamines	0.95s	Us	0.95s	0.76 s	ug/L s		08/04/11 09:06 s	08/10/11 16:34s	1s
N-Nitrosodiphenylamines	0.95s	Us	0.95s	0.30s	ug/L s		08/04/11 09:06 s	08/10/11 16:34s	1s
Pentachlorophenols	4.8 s	Us	4.8 s	2.3 s	ug/L s		08/04/11 09:06 s	08/10/11 16:34s	1s
Phenols	0.95s	Us	0.95s	0.57 s	ug/L s		08/04/11 09:06 s	08/10/11 16:34s	1s
Phenanthrenes	0.19 s	Us	0.19 s	0.095s	ug/L s		08/04/11 09:06 s	08/10/11 16:34s	1s
Pyrenes	0.19 s	Us	0.19 s	0.095s	ug/L s		08/04/11 09:06 s	08/10/11 16:34s	1s
3 & 4 Methylphenols	0.95s	Us	0.95s	0.71s	ug/L s		08/04/11 09:06 s	08/10/11 16:34s	1s
1,2,4-Trichlorobenzenes	0.95s	Us	0.95s	0.27 s	ug/L s		08/04/11 09:06 s	08/10/11 16:34s	1s

Surrogatea	*% Recoverya*	*Qualifiera*	*Limitsa*	*Prepareda*	*Analyzeda*	*Dil Faca*
-Fluorobiphenyl (Surr)2	*562*		*50 - 1502*	*08/04/11 09:062*	*08/10/11 16:342*	*12*
-Fluorophenol (Surr)2	*652*		*50 - 1502*	*08/04/11 09:062*	*08/10/11 16:342*	*12*
,4,6-Tribromophenol (Surr)2	*642*		*50 - 1502*	*08/04/11 09:062*	*08/10/11 16:342*	*12*
Nitrobenzene-d5 (Surr)2	*63 2*		*50 - 1502*	*08/04/11 09:062*	*08/10/11 16:342*	*12*
Phenol-d5 (Surr)2	*67 2*		*50 - 1502*	*08/04/11 09:062*	*08/10/11 16:342*	*12*
Terphenyl-d14 (Surr)2	*602*		*50 - 1502*	*08/04/11 09:062*	*08/10/11 16:342*	*12*

Method: 8081A - Organochlor ne Pestic des (GC) i

Analytei	Resulti	Qualif er i	RL i	MDL i	Uniti	Di	Prepared i	Analyzed i	Dil Fac i
Aldrins	0.029 s	Us	0.029 s	0.0078 s	ug/L s		08/04/11 09:13 s	08/23/11 22:03 s	1s
alpha-BHCs	0.029 s	Us	0.029 s	0.0067 s	ug/L s		08/04/11 09:13 s	08/23/11 22:03 s	1s
alpha-Chlordanes	0.029 s	Us	0.029 s	0.013 s	ug/L s		08/04/11 09:13 s	08/23/11 22:03 s	1s
beta-BHCs	0.029 s	Us	0.029 s	0.0080s	ug/L s		08/04/11 09:13 s	08/23/11 22:03 s	1s
4,4'-DDD	0.029 s	Us	0.029 s	0.0091s	ug/L s		08/04/11 09:13 s	08/23/11 22:03 s	1
4,4'-DDEs	0.029 s	Us	0.029 s	0.0092s	ug/L s		08/04/11 09:13 s	08/23/11 22:03 s	1
4,4'-DDTs	0.029 s	Us	0.029 s	0.015s	ug/L s		08/04/11 09:13 s	08/23/11 22:03 s	1
delta-BHCs	0.029 s	Us	0.029 s	0.0083 s	ug/L s		08/04/11 09:13 s	08/23/11 22:03 s	1

Client Sample ID: FWGLL12mw-DUP3-1801-GWi
Date Collected: 08/02/11 12:13 i
Date Received: 08/03/11 08:00 i

Lab Sample ID: 240-2444-26 i
Matr x: Water i

Method: 8081A - Organochlor ne Pestic des (GC) (Continued) i

Analytei	Resulti	Qualif er i	RLi	MDLi	Uniti	Di	Preparedi	Analyzedi	Dil Faci
Dieldrins	0.029 s	Us	0.029 s	0.0071s	ug/L s		08/04/11 09:13 s	08/23/11 22:03 s	1s
Endosulfan Is	0.024s	Us	0.024s	0.012s	ug/L s		08/04/11 09:13 s	08/23/11 22:03 s	1s
Endosulfan IIs	0.024s	Us	0.024s	0.011s	ug/L s		08/04/11 09:13 s	08/23/11 22:03 s	1s
Endosulfan sulfates	0.029 s	Us	0.029 s	0.010s	ug/L s		08/04/11 09:13 s	08/23/11 22:03 s	1s
Endrins	0.029 s	Us	0.029 s	0.010s	ug/L s		08/04/11 09:13 s	08/23/11 22:03 s	1s
Endrin aldehydes	0.029 s	Us	0.029 s	0.010s	ug/L s		08/04/11 09:13 s	08/23/11 22:03 s	1s
Endrin ketones	0.029 s	Us	0.029 s	0.0074s	ug/L s		08/04/11 09:13 s	08/23/11 22:03 s	1s
gamma-BHC (Lindane)s	0.029 s	Us	0.029 s	0.0061s	ug/L s		08/04/11 09:13 s	08/23/11 22:03 s	1s
gamma-Chlordanes	0.029 s	Us	0.029 s	0.011s	ug/L s		08/04/11 09:13 s	08/23/11 22:03 s	1s
Heptachlors	0.029 s	Us	0.029 s	0.0076 s	ug/L s		08/04/11 09:13 s	08/23/11 22:03 s	1s
Heptachlor epoxides	0.029 s	Us	0.029 s	0.0068 s	ug/L s		08/04/11 09:13 s	08/23/11 22:03 s	1s
Methoxychlors	0.095s	Us	0.095s	0.030s	ug/L s		08/04/11 09:13 s	08/23/11 22:03 s	1s
Toxaphenes	1.9 s	Us	1.9 s	0.30s	ug/L s		08/04/11 09:13 s	08/23/11 22:03 s	1s

Surrogatea	*% Recoverya*	*Qualifiera*	*Limitsa*	*Prepareda*	*Analyzeda*	*Dil Faca*
DCB Decachlorobiphenyl2	*62*		*50 - 1502*	*08/04/11 09:13 2*	*08/23/11 2 :03 2*	*12*
DCB Decachlorobiphenyl2	*612*		*50 - 1502*	*08/04/11 09:13 2*	*08/23/11 2 :03 2*	*12*
Tetrachloro-m-xylene2	*742*		*50 - 1502*	*08/04/11 09:13 2*	*08/23/11 2 :03 2*	*12*
Tetrachloro-m-xylene2	*702*		*50 - 1502*	*08/04/11 09:13 2*	*08/23/11 2 :03 2*	*12*

Method: 8082 - Polychlor nated Biphenyls (PCBs) by Gas Chromatography i

Analytei	Resulti	Qualif er i	RLi	MDLi	Uniti	Di	Preparedi	Analyzedi	Dil Faci
Aroclor-1016 s	0.48 s	Us	0.48 s	0.16 s	ug/L s		08/04/11 09:18 s	08/17/11 21:44s	1s
Aroclor-1221s	0.48 s	Us	0.48 s	0.12s	ug/L s		08/04/11 09:18 s	08/17/11 21:44s	1s
Aroclor-1232s	0.48 s	Us	0.48 s	0.15s	ug/L s		08/04/11 09:18 s	08/17/11 21:44s	1s
Aroclor-1242s	0.48 s	Us	0.48 s	0.21s	ug/L s		08/04/11 09:18 s	08/17/11 21:44s	1s
Aroclor-1248 s	0.48 s	Us	0.48 s	0.095s	ug/L s		08/04/11 09:18 s	08/17/11 21:44s	1s
Aroclor-1254s	0.48 s	Us	0.48 s	0.15s	ug/L s		08/04/11 09:18 s	08/17/11 21:44s	1s
Aroclor-1260s	0.48 s	Us	0.48 s	0.16 s	ug/L s		08/04/11 09:18 s	08/17/11 21:44s	1s

Surrogatea	*% Recoverya*	*Qualifiera*	*Limitsa*	*Prepareda*	*Analyzeda*	*Dil Faca*
Tetrachloro-m-xylene2	*1252*		*50 - 1502*	*08/04/11 09:182*	*08/17/11 21:442*	*12*
Tetrachloro-m-xylene2	*882*		*50 - 1502*	*08/04/11 09:182*	*08/17/11 21:442*	*12*
DCB Decachlorobiphenyl2	*652*		*50 - 1502*	*08/04/11 09:182*	*08/17/11 21:442*	*12*
DCB Decachlorobiphenyl2	*562*		*50 - 1502*	*08/04/11 09:182*	*08/17/11 21:442*	*12*

Method: 8330 (Modif ed) - Organic Compounds by UV/HPLC - Dissolved i

Analytei	Resulti	Qualif er i	RLi	MDLi	Uniti	Di	Preparedi	Analyzedi	Dil Faci
Nitroguanidines	20s	Us	20s	2.4s	ug/L s		08/10/11 10:00s	08/12/11 19:07 s	1s

Method: 8330/8330A - Nitroaromatics & Nitramines: Explosives (8330/A) i

Analytei	Resulti	Qualif er i	RLi	MDLi	Uniti	Di	Preparedi	Analyzedi	Dil Faci
1,3,5-Trinitrobenzenes	0.10s	Us	0.10s	0.030s	ug/L s		08/09/11 09:00s	08/13/11 02:43 s	1.01s
1,3-Dinitrobenzenes	0.10s	Us	0.10s	0.050s	ug/L s		08/09/11 09:00s	08/13/11 02:43 s	1.01s
2-Amino-4,6-dinitrotoluenes	0.10s	Us	0.10s	0.10s	ug/L s		08/09/11 09:00s	08/13/11 02:43 s	1.01s
2,4,6-Trinitrotoluenes	0.10s	Us	0.10s	0.050s	ug/L s		08/09/11 09:00s	08/13/11 02:43 s	1.01s
2,4-Dinitrotoluenes	0.10s	Us	0.10s	0.050s	ug/L s		08/09/11 09:00s	08/13/11 02:43 s	1.01s
2,6-Dinitrotoluenes	0.10s	Us	0.10s	0.050s	ug/L s		08/09/11 09:00s	08/13/11 02:43 s	1.01s
2-Nitrotoluenes	0.50s	Us	0.50s	0.089 s	ug/L s		08/09/11 09:00s	08/13/11 02:43 s	1.01s
3-Nitrotoluenes	0.50s	Us	0.50s	0.058 s	ug/L s		08/09/11 09:00s	08/13/11 02:43 s	1.01s
4-Amino-2,6-dinitrotoluenes	0.10s	Us	0.10s	0.050s	ug/L s		08/09/11 09:00s	08/13/11 02:43 s	1.01s

Client Sample ID: FWGLL12mw-DUP3-1801-GWi
Date Collected: 08/02/11 12:13 i
Date Received: 08/03/11 08:00 i

Lab Sample ID: 240-2444-26 i
Matrix: Water i

Method: 8330/8330A - Nitroaromatics & Nitramines: Explosives (8330/A) (Continued) i

Analytei	Resulti	Qualifier i	RLi	MDLi	Uniti	Di	Preparedi	Analyzedi	Dil Faci
4-Nitrotoluenes	0.50s	Us	0.50s	0.089s	ug/Ls		08/09/11 09:00s	08/13/11 02:43s	1.01s
HMXs	0.10s	Us	0.10s	0.036s	ug/Ls		08/09/11 09:00s	08/13/11 02:43s	1.01s
Nitrobenzenes	0.10s	Us	0.10s	0.050s	ug/Ls		08/09/11 09:00s	08/13/11 02:43s	1.01s
Nitroglycerins	0.66s	Us	0.66s	0.33s	ug/Ls		08/09/11 09:00s	08/13/11 02:43s	1.01s
RDXs	0.10s	Us	0.10s	0.036s	ug/Ls		08/09/11 09:00s	08/13/11 02:43s	1.01s
PETNs	0.66s	Us	0.66s	0.30s	ug/Ls		08/09/11 09:00s	08/13/11 02:43s	1.01s
Tetryls	0.10s	Us	0.10s	0.050s	ug/Ls		08/09/11 09:00s	08/13/11 02:43s	1.01s

Surrogatea	*% Recoverya*	*Qualifiera*	*Limitsa*	*Prepareda*	*Analyzeda*	*Dil Faca*
3,4-Dinitrotoluene2	*852*		*50 - 1502*	*08/09/11 09:002*	*08/13/11 02:43 2*	*1.012*

General Chemistry i

Analytei	Resulti	Qualifier	RLi	MDLi	Uniti	Di	Preparedi	Analyzedi	Dil Faci
Nitrate-Nitrtei	0.026 i	B	0.10s	0.0053s	mg/Ls		08/17/11 00:00s	08/17/11 15:51s	1s
Nitrocelluloses	2.0s	U	2.0s	0.48s	mg/Ls		08/11/11 08:00s	08/17/11 13:09s	1

Client Sample ID: FWGLL12mw-DUP3-1801-GFi
Date Collected: 08/02/11 12:13 i
Date Received: 08/03/11 08:00 i

Lab Sample ID: 240-2444-27 i
Matrix: Water i

Method: 6010B - Metals (ICP) - Total Recoverablei

Analytei	Resulti	Qualifier i	RLi	MDLi	Uniti	Di	Preparedi	Analyzedi	Dil Faci
Silvers	5.0s	U	5.0s	2.2s	ug/Ls		08/04/11 08:00s	08/16/11 12:31s	1s
Arsenic i	14		5.0s	3.2s	ug/Ls		08/04/11 08:00s	08/16/11 12:31s	1s
Barumi	26		10s	0.67s	ug/Ls		08/04/11 08:00s	08/16/11 12:31s	1s
Calcumi	170000		1000s	130s	ug/Ls		08/04/11 08:00s	08/16/11 12:31s	1s
Cobalti	1.7 i	J	5.0s	1.7s	ug/Ls		08/04/11 08:00s	08/16/11 12:31s	1s
Chromiums	5.0s	U	5.0s	2.2s	ug/Ls		08/04/11 08:00s	08/16/11 12:31s	1s
Coppers	5.0s	U	5.0s	4.5s	ug/Ls		08/04/11 08:00s	08/16/11 12:31s	1s
Potassiumi	2000 i	B	1000s	72s	ug/Ls		08/04/11 08:00s	08/16/11 12:31s	1s
Magnesiumi	72000		1000s	34s	ug/Ls		08/04/11 08:00s	08/16/11 12:31s	1s
Manganesei	280		10s	0.41s	ug/Ls		08/04/11 08:00s	08/16/11 12:31s	1s
Nickels	10s	U	10s	3.2s	ug/Ls		08/04/11 08:00s	08/16/11 12:31s	1s
Leads	3.0s	U	3.0s	1.9s	ug/Ls		08/04/11 08:00s	08/16/11 12:31s	1s
Seleniums	5.0s	U	5.0s	4.1s	ug/Ls		08/04/11 08:00s	08/16/11 12:31s	1s
Vanadiums	10s	U	10s	0.64s	ug/Ls		08/04/11 08:00s	08/16/11 12:31s	1s

Method: 6020 - Metals (ICP/MS) - Total Recoverablei

Analytei	Resulti	Qualifier i	RLi	MDLi	Uniti	Di	Preparedi	Analyzedi	Dil Faci
Aluminums	50s	U	50s	19s	ug/Ls		08/04/11 08:00s	08/23/11 12:31s	1s
Berylliums	1.0s	U	1.0s	0.20s	ug/Ls		08/04/11 08:00s	08/23/11 12:31s	1s
Cadmiums	0.50s	U	0.50s	0.13s	ug/Ls		08/04/11 08:00s	08/23/11 12:31s	1s
Ironi	3300		50s	26s	ug/Ls		08/04/11 08:00s	08/23/11 12:31s	1s
Antimonys	2.0s	U	2.0s	0.13s	ug/Ls		08/04/11 08:00s	08/23/11 12:31s	1s
Thalliums	1.0s	U	1.0s	0.14s	ug/Ls		08/04/11 08:00s	08/23/11 12:31s	1s
Zincs	10s	U	10s	2.3s	ug/Ls		08/04/11 08:00s	08/23/11 12:31s	1s
Sodiumi	17000 i	B	1000s	6.9s	ug/Ls		08/04/11 08:00s	08/23/11 12:31s	1s

Client Sample ID: FWGLL12mw-DUP3-1801-GF
Date Collected: 08/02/11 12:13
Date Received: 08/03/11 08:00

Lab Sample ID: 240-2444-27
Matrix: Water

Method: 7470A - Mercury (CVAA)

Analyte	Result	Qualifier	RL	MDL	Unit	D	Prepared	Analyzed	Dil Fac
Mercury	0.20	U	0.20	0.12	ug/L		08/04/11 11:10	08/04/11 17:05	1

General Chemistry - Dissolved

Analyte	Result	Qualifier	RL	MDL	Unit	D	Prepared	Analyzed	Dil Fac
Hexavalent chromium	0.020	U	0.020	0.0020	mg/L			08/03/11 10:36	1

Client Sample ID: FWGLL12mw-113C-1780-GW
Date Collected: 08/02/11 13:36
Date Received: 08/03/11 08:00

Lab Sample ID: 240-2444-28
Matrix: Water

Method: 8260B - Volatile Organic Compounds (GC/MS)

Analyte	Result	Qualifier	RL	MDL	Unit	D	Prepared	Analyzed	Dil Fac
1,1,1-Trichloroethane	1.0	U	1.0	0.22	ug/L			08/15/11 16:25	1
1,1,2,2-Tetrachloroethane	1.0	U	1.0	0.18	ug/L			08/15/11 16:25	1
1,1,2-Trichloroethane	1.0	U	1.0	0.27	ug/L			08/15/11 16:25	1
1,1-Dichloroethane	1.0	U	1.0	0.15	ug/L			08/15/11 16:25	1
1,1-Dichloroethene	1.0	U	1.0	0.19	ug/L			08/15/11 16:25	1
1,2-Dichloroethane	1.0	U	1.0	0.22	ug/L			08/15/11 16:25	1
1,2-Dichloroethene, Total	1.0	U	1.0	0.34	ug/L			08/15/11 16:25	1
1,2-Dichloropropane	1.0	U	1.0	0.18	ug/L			08/15/11 16:25	1
2-Hexanone	10	U	10	0.41	ug/L			08/15/11 16:25	1
Bromochloromethane	1.0	U	1.0	0.29	ug/L			08/15/11 16:25	1
Acetone	10	U	10	1.1	ug/L			08/15/11 16:25	1
Benzene	1.0	U	1.0	0.13	ug/L			08/15/11 16:25	1
Bromoform	1.0	U	1.0	0.64	ug/L			08/15/11 16:25	1
Bromomethane	1.0	U	1.0	0.41	ug/L			08/15/11 16:25	1
Carbon disulfide	1.0	U	1.0	0.13	ug/L			08/15/11 16:25	1
Carbon tetrachloride	1.0	U	1.0	0.13	ug/L			08/15/11 16:25	1
Chlorobenzene	1.0	U	1.0	0.15	ug/L			08/15/11 16:25	1
Chloroethane	1.0	U	1.0	0.29	ug/L			08/15/11 16:25	1
Chloroform	1.0	U	1.0	0.16	ug/L			08/15/11 16:25	1
Chloromethane	1.0	U	1.0	0.30	ug/L			08/15/11 16:25	1
cis-1,2-Dichloroethene	1.0	U	1.0	0.17	ug/L			08/15/11 16:25	1
cis-1,3-Dichloropropene	1.0	U	1.0	0.14	ug/L			08/15/11 16:25	1
Bromodichloromethane	1.0	U	1.0	0.15	ug/L			08/15/11 16:25	1
Ethylbenzene	1.0	U	1.0	0.17	ug/L			08/15/11 16:25	1
1,2-Dibromoethane	1.0	U	1.0	0.24	ug/L			08/15/11 16:25	1
m-Xylene & p-Xylene	2.0	U	2.0	0.24	ug/L			08/15/11 16:25	1
2-Butanone (MEK)	10	U	10	0.57	ug/L			08/15/11 16:25	1
4-Methyl-2-pentanone (MIBK)	10	U	10	0.32	ug/L			08/15/11 16:25	1
Methylene Chloride	2.0	U	2.0	0.33	ug/L			08/15/11 16:25	1
o-Xylene	1.0	U	1.0	0.14	ug/L			08/15/11 16:25	1
Styrene	1.0	U	1.0	0.11	ug/L			08/15/11 16:25	1
Tetrachloroethene	1.0	U	1.0	0.29	ug/L			08/15/11 16:25	1
Toluene	1.0	U	1.0	0.13	ug/L			08/15/11 16:25	1
trans-1,2-Dichloroethene	1.0	U	1.0	0.19	ug/L			08/15/11 16:25	1
trans-1,3-Dichloropropene	1.0	U	1.0	0.19	ug/L			08/15/11 16:25	1
Trichloroethene	1.0	U	1.0	0.17	ug/L			08/15/11 16:25	1
Vinyl chloride	1.0	U	1.0	0.22	ug/L			08/15/11 16:25	1
Xylenes, Total	2.0	U	2.0	0.28	ug/L			08/15/11 16:25	1

Client Sample ID: FWGLL12mw-113C-1780-GW
Date Collected: 08/02/11 13:36
Date Received: 08/03/11 08:00

Lab Sample ID: 240-2444-28
Matrix: Water

Method: 8260B - Volatile Organic Compounds (GC/MS) (Continued)

Analyte	Result	Qualifier	RL	MDL	Unit	Dil	Prepared	Analyzed	Dil Fac
Dibromochloromethanes	1.0	U	1.0	0.18	ug/L			08/15/11 16:25	1

Surrogate	*% Recovery*	*Qualifier*	*Limits*	*Prepared*	*Analyzed*	*Dil Fac*
1,2-Dichloroethane-d4 (Surr)	*96*		*50 - 150*		*08/15/11 16:25*	*1*
4-Bromofluorobenzene (Surr)	*101*		*50 - 150*		*08/15/11 16:25*	*1*
Toluene-d8 (Surr)	*102*		*50 - 150*		*08/15/11 16:25*	*1*
Dibromofluoromethane (Surr)	*96*		*50 - 150*		*08/15/11 16:25*	*1*

Method: 8270C - Semivolatile Organic Compounds (GC/MS)

Analyte	Result	Qualifier	RL	MDL	Unit	Dil	Prepared	Analyzed	Dil Fac
2,2'-oxybis[1-chloropropane]	0.95	U	0.95	0.38	ug/L		08/04/11 09:06	08/10/11 16:52	1
2,4,5-Trichlorophenols	4.8	U	4.8	0.29	ug/L		08/04/11 09:06	08/10/11 16:52	1
2,4,6-Trichlorophenols	4.8	U	4.8	0.76	ug/L		08/04/11 09:06	08/10/11 16:52	1
2,4-Dichlorophenols	1.9	U	1.9	0.76	ug/L		08/04/11 09:06	08/10/11 16:52	1
2,4-Dimethylphenols	1.9	U	1.9	0.76	ug/L		08/04/11 09:06	08/10/11 16:52	1
2,4-Dinitrophenols	4.8	U	4.8	2.3	ug/L		08/04/11 09:06	08/10/11 16:52	1
2,4-Dinitrotoluenes	4.8	U	4.8	0.26	ug/L		08/04/11 09:06	08/10/11 16:52	1
2,6-Dinitrotoluenes	4.8	U	4.8	0.76	ug/L		08/04/11 09:06	08/10/11 16:52	1
2-Chloronaphthalenes	0.95	U	0.95	0.095	ug/L		08/04/11 09:06	08/10/11 16:52	1
2-Chlorophenols	0.95	U	0.95	0.28	ug/L		08/04/11 09:06	08/10/11 16:52	1
Benzoic acid	9.5	U *	9.5	9.5	ug/L		08/04/11 09:06	08/10/11 16:52	1
2-Methylnaphthalenes	0.19	U	0.19	0.095	ug/L		08/04/11 09:06	08/10/11 16:52	1
2-Methylphenols	0.95	U	0.95	0.76	ug/L		08/04/11 09:06	08/10/11 16:52	1
2-Nitroanilines	1.9	U	1.9	0.76	ug/L		08/04/11 09:06	08/10/11 16:52	1
Benzyl alcohols	4.8	U	4.8	0.36	ug/L		08/04/11 09:06	08/10/11 16:52	1
2-Nitrophenols	1.9	U	1.9	0.27	ug/L		08/04/11 09:06	08/10/11 16:52	1
3,3'-Dichlorobenzidines	4.8	U	4.8	0.35	ug/L		08/04/11 09:06	08/10/11 16:52	1
3-Nitroanilines	1.9	U	1.9	0.27	ug/L		08/04/11 09:06	08/10/11 16:52	1
4,6-Dinitro-2-methylphenols	4.8	U	4.8	2.3	ug/L		08/04/11 09:06	08/10/11 16:52	1
4-Bromophenyl phenyl ethers	1.9	U	1.9	0.76	ug/L		08/04/11 09:06	08/10/11 16:52	1
4-Chloro-3-methylphenols	1.9	U	1.9	0.76	ug/L		08/04/11 09:06	08/10/11 16:52	1
4-Chloroanilines	1.9	U	1.9	0.76	ug/L		08/04/11 09:06	08/10/11 16:52	1
4-Chlorophenyl phenyl ethers	1.9	U	1.9	0.29	ug/L		08/04/11 09:06	08/10/11 16:52	1
4-Nitroanilines	1.9	U	1.9	0.76	ug/L		08/04/11 09:06	08/10/11 16:52	1
4-Nitrophenols	4.8	U	4.8	2.3	ug/L		08/04/11 09:06	08/10/11 16:52	1
Acenaphthenes	0.19	U	0.19	0.095	ug/L		08/04/11 09:06	08/10/11 16:52	1
Acenaphthylenes	0.19	U	0.19	0.095	ug/L		08/04/11 09:06	08/10/11 16:52	1
Anthracenes	0.19	U	0.19	0.095	ug/L		08/04/11 09:06	08/10/11 16:52	1
Benzo[a]anthracenes	0.19	U	0.19	0.095	ug/L		08/04/11 09:06	08/10/11 16:52	1
Benzo[a]pyrenes	0.19	U	0.19	0.095	ug/L		08/04/11 09:06	08/10/11 16:52	1
Benzo[b]fluoranthenes	0.19	U	0.19	0.095	ug/L		08/04/11 09:06	08/10/11 16:52	1
Benzo[g,h,i]perylenes	0.19	U	0.19	0.095	ug/L		08/04/11 09:06	08/10/11 16:52	1
Benzo[k]fluoranthenes	0.19	U	0.19	0.095	ug/L		08/04/11 09:06	08/10/11 16:52	1
Bis(2-chloroethoxy)methanes	0.95	U	0.95	0.30	ug/L		08/04/11 09:06	08/10/11 16:52	1
Bis(2-chloroethyl)ethers	0.95	U	0.95	0.095	ug/L		08/04/11 09:06	08/10/11 16:52	1
Bis(2-ethylhexyl) phthalates	9.5	U	9.5	0.76	ug/L		08/04/11 09:06	08/10/11 16:52	1
Butyl benzyl phthalates	0.95	U	0.95	0.76	ug/L		08/04/11 09:06	08/10/11 16:52	1
Carbazoles	0.95	U	0.95	0.27	ug/L		08/04/11 09:06	08/10/11 16:52	1
1,2-Dichlorobenzenes	0.95	U	0.95	0.28	ug/L		08/04/11 09:06	08/10/11 16:52	1
Chrysenes	0.19	U	0.19	0.095	ug/L		08/04/11 09:06	08/10/11 16:52	1
1,3-Dichlorobenzenes	0.95	U	0.95	0.76	ug/L		08/04/11 09:06	08/10/11 16:52	1

Client Sample ID: FWGLL12mw-113C-1780-GW
Date Collected: 08/02/11 13:36
Date Received: 08/03/11 08:00

Lab Sample ID: 240-2444-28
Matrix: Water

Method: 8270C - Semivolatile Organic Compounds (GC/MS) (Continued)

Analyte	Result	Qualifier	RL	MDL	Unit	D	Prepared	Analyzed	Dil Fac
Dibenz(a,h)anthracenes	0.19	U	0.19	0.095	ug/L		08/04/11 09:06	08/10/11 16:52	1
1,4-Dichlorobenzenes	0.95	U	0.95	0.32	ug/L		08/04/11 09:06	08/10/11 16:52	1
Dibenzofurans	0.95	U	0.95	0.095	ug/L		08/04/11 09:06	08/10/11 16:52	1
Diethyl phthalates	0.95	U	0.95	0.57	ug/L		08/04/11 09:06	08/10/11 16:52	1
Dimethyl phthalates	0.95	U	0.95	0.28	ug/L		08/04/11 09:06	08/10/11 16:52	1
Di-n-butyl phthalates	0.95	U	0.95	0.64	ug/L		08/04/11 09:06	08/10/11 16:52	1
Di-n-octyl phthalates	0.95	U	0.95	0.76	ug/L		08/04/11 09:06	08/10/11 16:52	1
Fluoranthenes	0.19	U	0.19	0.095	ug/L		08/04/11 09:06	08/10/11 16:52	1
Fluorenes	0.19	U	0.19	0.095	ug/L		08/04/11 09:06	08/10/11 16:52	1
Hexachlorobenzenes	0.19	U	0.19	0.095	ug/L		08/04/11 09:06	08/10/11 16:52	1
Hexachlorobutadienes	0.95	U	0.95	0.26	ug/L		08/04/11 09:06	08/10/11 16:52	1
Hexachlorocyclopentadienes	9.5	U	9.5	0.76	ug/L		08/04/11 09:06	08/10/11 16:52	1
Hexachloroethanes	0.95	U	0.95	0.76	ug/L		08/04/11 09:06	08/10/11 16:52	1
Indeno[1,2,3-cd]pyrenes	0.19	U	0.19	0.095	ug/L		08/04/11 09:06	08/10/11 16:52	1
Isophorones	0.95	U	0.95	0.26	ug/L		08/04/11 09:06	08/10/11 16:52	1
Naphthalenes	0.19	U	0.19	0.095	ug/L		08/04/11 09:06	08/10/11 16:52	1
Nitrobenzenes	0.95	U	0.95	0.038	ug/L		08/04/11 09:06	08/10/11 16:52	1
N-Nitrosodi-n-propylamines	0.95	U	0.95	0.76	ug/L		08/04/11 09:06	08/10/11 16:52	1
N-Nitrosodiphenylamines	0.95	U	0.95	0.30	ug/L		08/04/11 09:06	08/10/11 16:52	1
Pentachlorophenols	4.8	U	4.8	2.3	ug/L		08/04/11 09:06	08/10/11 16:52	1
Phenols	0.95	U	0.95	0.57	ug/L		08/04/11 09:06	08/10/11 16:52	1
Phenanthrenes	0.19	U	0.19	0.095	ug/L		08/04/11 09:06	08/10/11 16:52	1
Pyrenes	0.19	U	0.19	0.095	ug/L		08/04/11 09:06	08/10/11 16:52	1
3 & 4 Methylphenols	0.95	U	0.95	0.71	ug/L		08/04/11 09:06	08/10/11 16:52	1
1,2,4-Trichlorobenzenes	0.95	U	0.95	0.27	ug/L		08/04/11 09:06	08/10/11 16:52	1

Surrogate	*% Recovery*	*Qualifier*	*Limits*	*Prepared*	*Analyzed*	*Dil Fac*
2-Fluorobiphenyl (Surr)	*57*	*2*	*50 - 150*	*08/04/11 09:06*	*08/10/11 16:52*	*1*
2-Fluorophenol (Surr)	*68*		*50 - 150*	*08/04/11 09:06*	*08/10/11 16:52*	*1*
2,4,6-Tribromophenol (Surr)	*60*	*2*	*50 - 150*	*08/04/11 09:06*	*08/10/11 16:52*	*1*
Nitrobenzene-d5 (Surr)	*63*	*2*	*50 - 150*	*08/04/11 09:06*	*08/10/11 16:52*	*1*
Phenol-d5 (Surr)	*67*	*2*	*50 - 150*	*08/04/11 09:06*	*08/10/11 16:52*	*1*
Terphenyl-d14 (Surr)	*51*	*2*	*50 - 150*	*08/04/11 09:06*	*08/10/11 16:52*	*1*

Method: 8081A - Organochlorine Pesticides (GC)

Analyte	Result	Qualifier	RL	MDL	Unit	D	Prepared	Analyzed	Dil Fac
Aldrins	0.029	U	0.029	0.0078	ug/L		08/04/11 09:13	08/23/11 22:27	1
alpha-BHCs	0.029	U	0.029	0.0067	ug/L		08/04/11 09:13	08/23/11 22:27	1
alpha-Chlordanes	0.029	U	0.029	0.013	ug/L		08/04/11 09:13	08/23/11 22:27	1
beta-BHCs	0.029	U	0.029	0.0080	ug/L		08/04/11 09:13	08/23/11 22:27	1
4,4'-DDD	0.029	U	0.029	0.0091	ug/L		08/04/11 09:13	08/23/11 22:27	1
4,4'-DDEs	0.029	U	0.029	0.0092	ug/L		08/04/11 09:13	08/23/11 22:27	1
4,4'-DDTs	0.029	U	0.029	0.015	ug/L		08/04/11 09:13	08/23/11 22:27	1
delta-BHCs	0.029	U	0.029	0.0083	ug/L		08/04/11 09:13	08/23/11 22:27	1
Dieldrins	0.029	U	0.029	0.0071	ug/L		08/04/11 09:13	08/23/11 22:27	1
Endosulfan Is	0.024	U	0.024	0.012	ug/L		08/04/11 09:13	08/23/11 22:27	1
Endosulfan IIs	0.024	U	0.024	0.011	ug/L		08/04/11 09:13	08/23/11 22:27	1
Endosulfan sulfates	0.029	U	0.029	0.010	ug/L		08/04/11 09:13	08/23/11 22:27	1
Endrins	0.029	U	0.029	0.010	ug/L		08/04/11 09:13	08/23/11 22:27	1
Endrin aldehydes	0.029	U	0.029	0.010	ug/L		08/04/11 09:13	08/23/11 22:27	1
Endrin ketones	0.029	U	0.029	0.0074	ug/L		08/04/11 09:13	08/23/11 22:27	1

Client Sample ID: FWGLL12mw-113C-1780-GWi
Date Collected: 08/02/11 13:36 i
Date Received: 08/03/11 08:00 i

Lab Sample ID: 240-2444-28 i
Matr x: Water i

Method: 8081A - Organochlor ne Pestic des (GC) (Continued) i

Analytei	Resulti	Qualif er i	RLi	MDLi	Uniti	Di	Preparedi	Analyzedi	Dil Faci
gamma-BHC (Lindane)s	0.029 s	Us	0.029 s	0.0061s	ug/L s		08/04/11 09:13 s	08/23/11 22:27 s	1s
gamma-Chlordanes	0.029 s	Us	0.029 s	0.011s	ug/L s		08/04/11 09:13 s	08/23/11 22:27 s	1s
Heptachlor i	**0.0080 i**	**Ji**	0.029 s	0.0076 s	ug/L s		08/04/11 09:13 s	08/23/11 22:27 s	1s
Heptachlor epoxides	0.029 s	Us	0.029 s	0.0068 s	ug/L s		08/04/11 09:13 s	08/23/11 22:27 s	1s
Methoxychlors	0.095s	Us	0.095s	0.030s	ug/L s		08/04/11 09:13 s	08/23/11 22:27 s	1s
Toxaphenes	1.9 s	Us	1.9 s	0.30s	ug/L s		08/04/11 09:13 s	08/23/11 22:27 s	1s

Surrogatea	*% Recoverya*	*Qualifiera*	*Limitsa*	*Prepareda*	*Analyzeda*	*Dil Faca*
DCB Decachlorobiphenyl2	*502*		*50 - 1502*	*08/04/11 09:13 2*	*08/23/11 2 :27 2*	*12*
DCB Decachlorobiphenyl2	*502*		*50 - 1502*	*08/04/11 09:13 2*	*08/23/11 2 :27 2*	*12*
Tetrachloro-m-xylene2	*77 2*		*50 - 1502*	*08/04/11 09:13 2*	*08/23/11 2 :27 2*	*12*
Tetrachloro-m-xylene2	*762*		*50 - 1502*	*08/04/11 09:13 2*	*08/23/11 2 :27 2*	*12*

Method: 8082 - Polychlor nated Biphenyls (PCBs) by Gas Chromatography i

Analytei	Resulti	Qualif er i	RLi	MDLi	Uniti	Di	Preparedi	Analyzedi	Dil Faci
Aroclor-1016 s	0.48 s	Us	0.48 s	0.16 s	ug/L s		08/04/11 09:18 s	08/17/11 21:59 s	1s
Aroclor-1221s	0.48 s	Us	0.48 s	0.12s	ug/L s		08/04/11 09:18 s	08/17/11 21:59 s	1s
Aroclor-1232s	0.48 s	Us	0.48 s	0.15s	ug/L s		08/04/11 09:18 s	08/17/11 21:59 s	1s
Aroclor-1242s	0.48 s	Us	0.48 s	0.21s	ug/L s		08/04/11 09:18 s	08/17/11 21:59 s	1s
Aroclor-1248 s	0.48 s	Us	0.48 s	0.095s	ug/L s		08/04/11 09:18 s	08/17/11 21:59 s	1s
Aroclor-1254s	0.48 s	Us	0.48 s	0.15s	ug/L s		08/04/11 09:18 s	08/17/11 21:59 s	1s
Aroclor-1260s	0.48 s	Us	0.48 s	0.16 s	ug/L s		08/04/11 09:18 s	08/17/11 21:59 s	1s

Surrogatea	*% Recoverya*	*Qualifiera*	*Limitsa*	*Prepareda*	*Analyzeda*	*Dil Faca*
Tetrachloro-m-xylene2	*102*		*50 - 1502*	*08/04/11 09:182*	*08/17/11 21:592*	*12*
Tetrachloro-m-xylene2	*892*		*50 - 1502*	*08/04/11 09:182*	*08/17/11 21:592*	*12*
DCB Decachlorobiphenyl2	*482 X2*		*50 - 1502*	*08/04/11 09:182*	*08/17/11 21:592*	*12*
DCB Decachlorobiphenyl2	*47 2X2*		*50 - 1502*	*08/04/11 09:182*	*08/17/11 21:592*	*12*

Method: 8330 (Modif ed) - Organic Compounds by UV/HPLC - Dissolved i

Analytei	Resulti	Qualif er i	RLi	MDLi	Uniti	Di	Preparedi	Analyzedi	Dil Faci
Nitroguanidines	20s	Us	20s	2.4s	ug/L s		08/10/11 10:00s	08/12/11 19:21s	1s

Method: 8330/8330A - Nitroaromatics & Nitramines: Explosives (8330/A) i

Analytei	Resulti	Qualif er i	RLi	MDLi	Uniti	Di	Preparedi	Analyzedi	Dil Faci
1,3,5-Trinitrobenzenes	0.099 s	Us	0.099 s	0.030s	ug/L s		08/09/11 09:00s	08/13/11 03:23 s	0.99 s
1,3-Dinitrobenzenes	0.099 s	Us	0.099 s	0.050s	ug/L s		08/09/11 09:00s	08/13/11 03:23 s	0.99 s
2-Amino-4,6-dinitrotoluenes	0.099 s	Us	0.099 s	0.099 s	ug/L s		08/09/11 09:00s	08/13/11 03:23 s	0.99 s
2,4,6-Trinitrotoluenes	0.099 s	Us	0.099 s	0.050s	ug/L s		08/09/11 09:00s	08/13/11 03:23 s	0.99 s
2,4-Dinitrotoluenes	0.099 s	Us	0.099 s	0.050s	ug/L s		08/09/11 09:00s	08/13/11 03:23 s	0.99 s
2,6-Dinitrotoluenes	0.099 s	Us	0.099 s	0.050s	ug/L s		08/09/11 09:00s	08/13/11 03:23 s	0.99 s
2-Nitrotoluenes	0.50s	Us	0.50s	0.087 s	ug/L s		08/09/11 09:00s	08/13/11 03:23 s	0.99 s
3-Nitrotoluenes	0.50s	Us	0.50s	0.056 s	ug/L s		08/09/11 09:00s	08/13/11 03:23 s	0.99 s
4-Amino-2,6-dinitrotoluenes	0.099 s	Us	0.099 s	0.050s	ug/L s		08/09/11 09:00s	08/13/11 03:23 s	0.99 s
4-Nitrotoluenes	0.50s	Us	0.50s	0.087 s	ug/L s		08/09/11 09:00s	08/13/11 03:23 s	0.99 s
HMXs	0.099 s	Us	0.099 s	0.036 s	ug/L s		08/09/11 09:00s	08/13/11 03:23 s	0.99 s
Nitrobenzenes	0.099 s	Us	0.099 s	0.050s	ug/L s		08/09/11 09:00s	08/13/11 03:23 s	0.99 s
Nitroglycerins	0.64s	Us	0.64s	0.33 s	ug/L s		08/09/11 09:00s	08/13/11 03:23 s	0.99 s
RDXs	0.099 s	Us	0.099 s	0.036 s	ug/L s		08/09/11 09:00s	08/13/11 03:23 s	0.99 s
PETNs	0.64s	Us	0.64s	0.30s	ug/L s		08/09/11 09:00s	08/13/11 03:23 s	0.99 s
Tetryls	0.099 s	Us	0.099 s	0.050s	ug/L s		08/09/11 09:00s	08/13/11 03:23 s	0.99 s

Client Sample ID: FWGLL12mw-113C-1780-GWi

Date Collected: 08/02/11 13:36 i
Date Received: 08/03/11 08:00 i

Lab Sample ID: 240-2444-28 i
Matrix: Water i

Surrogatea	% Recoverya	Qualifiera	Limitsa	Prepareda	Analyzeda	Dil Faca
3,4-Dinitrotoluene2	792		50 - 1502	08/09/11 09:002	08/13/11 03:23 2	0.992

General Chemistry i

Analytei	Resulti	Qualifier	RLi	MDLi	Uniti	Di	Preparedi	Analyzedi	Dil Faci
Nitrate-Nitrtei	0.27		0.10s	0.0053 s	mg/L s		08/17/11 00:00s	08/17/11 15:53 s	1s
Nitrocelluloses	2.0s	U	2.0s	0.48 s	mg/L s		08/11/11 08:00s	08/17/11 13:11s	1s

Client Sample ID: FWGLL12mw-113C-1780-GFi

Date Collected: 08/02/11 13:36 i
Date Received: 08/03/11 08:00 i

Lab Sample ID: 240-2444-29 i
Matrix: Water i

Method: 6010B - Metals (ICP) - Total Recoverablei

Analytei	Resulti	Qualifier i	RLi	MDLi	Uniti	Di	Preparedi	Analyzedi	Dil Faci
Silvers	5.0s	Us	5.0s	2.2s	ug/L s		08/04/11 08:19 s	08/16/11 13:27 s	1s
Arsenic i	45 i		5.0s	3.2s	ug/L s		08/04/11 08:19 s	08/16/11 13:27 s	1s
Barium i	89 i	Bi	10s	0.67 s	ug/L s		08/04/11 08:19 s	08/16/11 13:27 s	1s
Calcium i	240000 i	Bi	1000s	130s	ug/L s		08/04/11 08:19 s	08/16/11 13:27 s	1s
Cobalti	27 i		5.0s	1.7 s	ug/L s		08/04/11 08:19 s	08/16/11 13:27 s	1s
Chromiumi	30 i		5.0s	2.2s	ug/L s		08/04/11 08:19 s	08/16/11 13:27 s	1s
Copper i	44 i		5.0s	4.5s	ug/L s		08/04/11 08:19 s	08/16/11 13:27 s	1s
Potassiumi	9800 i	Bi	1000s	72s	ug/L s		08/04/11 08:19 s	08/16/11 13:27 s	1s
Magnesiumi	110000 i	Bi	1000s	34s	ug/L s		08/04/11 08:19 s	08/16/11 13:27 s	1s
Manganesei	2700 i	Bi	10s	0.41s	ug/L s		08/04/11 08:19 s	08/16/11 13:27 s	1s
Nickeli	57 i		10s	3.2s	ug/L s		08/04/11 08:19 s	08/16/11 13:27 s	1s
Leadi	21 i		3.0s	1.9 s	ug/L s		08/04/11 08:19 s	08/16/11 13:27 s	1s
Seleniums	5.0s	Us	5.0s	4.1s	ug/L s		08/04/11 08:19 s	08/16/11 13:27 s	1s
Vanadiumi	33 i		10s	0.64s	ug/L s		08/04/11 08:19 s	08/16/11 13:27 s	1s

Method: 6020 - Metals (ICP/MS) - Total Recoverablei

Analytei	Resulti	Qualifier i	RLi	MDLi	Uniti	Di	Preparedi	Analyzedi	Dil Faci
Aluminumi	21000 i	Bi	50s	19 s	ug/L s		08/04/11 08:19 s	08/23/11 13:31s	1s
Berylliumi	1.1 i		1.0s	0.20s	ug/L s		08/04/11 08:19 s	08/23/11 13:31s	1s
Cadmiumi	0.23 i	Ji	0.50s	0.13 s	ug/L s		08/04/11 08:19 s	08/23/11 13:31s	1s
Ironi	58000 i		50s	26 s	ug/L s		08/04/11 08:19 s	08/23/11 13:31s	1s
Antimony i	0.74 i	Ji	2.0s	0.13 s	ug/L s		08/04/11 08:19 s	08/23/11 13:31s	1s
Thalliumi	1.1 i		1.0s	0.14s	ug/L s		08/04/11 08:19 s	08/23/11 13:31s	1s
Z nc i	130 i	Bi	10s	2.3 s	ug/L s		08/04/11 08:19 s	08/23/11 13:31s	1s
Sodiumi	26000 i	Bi	1000s	6.9 s	ug/L s		08/04/11 08:19 s	08/23/11 13:31s	1s

Method: 7470A - Mercury (CVAA) i

Analytei	Resulti	Qualifier i	RLi	MDLi	Uniti	Di	Preparedi	Analyzedi	Dil Faci
Mercurys	0.20s	Us	0.20s	0.12s	ug/L s		08/04/11 08:23 s	08/04/11 16:24s	1s

General Chemistry - Dissolved i

Analytei	Resulti	Qualifier i	RLi	MDLi	Uniti	Di	Preparedi	Analyzedi	Dil Faci
Hexavalent chromiums	0.020s	Us	0.020s	0.0020s	mg/L s			08/03/11 10:36 s	1s

Client Sample ID: FWGLL12mw-188C-1790-GW
Date Collected: 08/02/11 14:53
Date Received: 08/03/11 08:00

Lab Sample ID: 240-2444-30
Matrix: Water

Method: 8260B - Volatile Organic Compounds (GC/MS)

Analyte	Result	Qualifier	RL	MDL	Unit	Dil	Prepared	Analyzed	Dil Fac
1,1,1-Trichloroethanes	1.0	U	1.0	0.22	ug/L			08/15/11 16:47	1
1,1,2,2-Tetrachloroethanes	1.0	U	1.0	0.18	ug/L			08/15/11 16:47	1
1,1,2-Trichloroethanes	1.0	U	1.0	0.27	ug/L			08/15/11 16:47	1
1,1-Dichloroethanes	1.0	U	1.0	0.15	ug/L			08/15/11 16:47	1
1,1-Dichloroethenes	1.0	U	1.0	0.19	ug/L			08/15/11 16:47	1
1,2-Dichloroethanes	1.0	U	1.0	0.22	ug/L			08/15/11 16:47	1
1,2-Dichloroethene, Totals	1.0	U	1.0	0.34	ug/L			08/15/11 16:47	1
1,2-Dichloropropanes	1.0	U	1.0	0.18	ug/L			08/15/11 16:47	1
2-Hexanones	10	U	10	0.41	ug/L			08/15/11 16:47	1
Bromochloromethanes	1.0	U	1.0	0.29	ug/L			08/15/11 16:47	1
Acetones	10	U	10	1.1	ug/L			08/15/11 16:47	1
Benzenes	1.0	U	1.0	0.13	ug/L			08/15/11 16:47	1
Bromoforms	1.0	U	1.0	0.64	ug/L			08/15/11 16:47	1
Bromomethanes	1.0	U	1.0	0.41	ug/L			08/15/11 16:47	1
Carbon disulfides	1.0	U	1.0	0.13	ug/L			08/15/11 16:47	1
Carbon tetrachlorides	1.0	U	1.0	0.13	ug/L			08/15/11 16:47	1
Chlorobenzenes	1.0	U	1.0	0.15	ug/L			08/15/11 16:47	1
Chloroethanes	1.0	U	1.0	0.29	ug/L			08/15/11 16:47	1
Chloroforms	1.0	U	1.0	0.16	ug/L			08/15/11 16:47	1
Chloromethanes	1.0	U	1.0	0.30	ug/L			08/15/11 16:47	1
cis-1,2-Dichloroethenes	1.0	U	1.0	0.17	ug/L			08/15/11 16:47	1
cis-1,3-Dichloropropenes	1.0	U	1.0	0.14	ug/L			08/15/11 16:47	1
Bromodichloromethanes	1.0	U	1.0	0.15	ug/L			08/15/11 16:47	1
Ethylbenzenes	1.0	U	1.0	0.17	ug/L			08/15/11 16:47	1
1,2-Dibromoethanes	1.0	U	1.0	0.24	ug/L			08/15/11 16:47	1
m-Xylene & p-Xylenes	2.0	U	2.0	0.24	ug/L			08/15/11 16:47	1
2-Butanone (MEK)	10	U	10	0.57	ug/L			08/15/11 16:47	1
4-Methyl-2-pentanone (MIBK)	10	U	10	0.32	ug/L			08/15/11 16:47	1
Methylene Chlorides	2.0	U	2.0	0.33	ug/L			08/15/11 16:47	1
o-Xylenes	1.0	U	1.0	0.14	ug/L			08/15/11 16:47	1
Styrenes	1.0	U	1.0	0.11	ug/L			08/15/11 16:47	1
Tetrachloroethenes	1.0	U	1.0	0.29	ug/L			08/15/11 16:47	1
Toluenes	1.0	U	1.0	0.13	ug/L			08/15/11 16:47	1
trans-1,2-Dichloroethenes	1.0	U	1.0	0.19	ug/L			08/15/11 16:47	1
trans-1,3-Dichloropropenes	1.0	U	1.0	0.19	ug/L			08/15/11 16:47	1
Trichloroethenes	1.0	U	1.0	0.17	ug/L			08/15/11 16:47	1
Vinyl chlorides	1.0	U	1.0	0.22	ug/L			08/15/11 16:47	1
Xylenes, Totals	2.0	U	2.0	0.28	ug/L			08/15/11 16:47	1
Dibromochloromethanes	1.0	U	1.0	0.18	ug/L			08/15/11 16:47	1

Surrogate	*% Recovery*	*Qualifier*	*Limits*	*Prepared*	*Analyzed*	*Dil Fac*
1,2-Dichloroethane-d4 (Surr)	*95*		*50 - 150*		*08/15/11 16:47*	*2*
4-Bromofluorobenzene (Surr)	*102*		*50 - 150*		*08/15/11 16:47*	*2*
Toluene-d8 (Surr)	*101*		*50 - 150*		*08/15/11 16:47*	*2*
Dibromofluoromethane (Surr)	*95*		*50 - 150*		*08/15/11 16:47*	*2*

Method: 8270C - Semivolatile Organic Compounds (GC/MS)

Analyte	Result	Qualifier	RL	MDL	Unit	Dil	Prepared	Analyzed	Dil Fac
2,2'-oxybis[1-chloropropane]	0.95	U	0.95	0.38	ug/L		08/04/11 09:06	08/10/11 17:11	1
2,4,5-Trichlorophenols	4.8	U	4.8	0.29	ug/L		08/04/11 09:06	08/10/11 17:11	1
2,4,6-Trichlorophenols	4.8	U	4.8	0.76	ug/L		08/04/11 09:06	08/10/11 17:11	1

Client Sample ID: FWGLL12mw-188C-1790-GWi
Date Collected: 08/02/11 14:53 i
Date Received: 08/03/11 08:00 i

Lab Sample ID: 240-2444-30 i
Matr x: Water i

Method: 8270C - Semivolatile Organic Compounds (GC/MS) (Continued) i

Analytei	Resulti	Qualif er i	RL i	MDL i	Uniti	Di	Prepared i	Analyzed i	Dil Fac i
2,4-Dichlorophenols	1.9 s	Us	1.9 s	0.76 s	ug/L s		08/04/11 09:06 s	08/10/11 17:11s	1s
2,4-Dimethylphenols	1.9 s	Us	1.9 s	0.76 s	ug/L s		08/04/11 09:06 s	08/10/11 17:11s	1s
2,4-Dinitrophenols	4.8 s	Us	4.8 s	2.3 s	ug/L s		08/04/11 09:06 s	08/10/11 17:11s	1s
2,4-Dinitrotoluenes	4.8 s	Us	4.8 s	0.26 s	ug/L s		08/04/11 09:06 s	08/10/11 17:11s	1s
2,6-Dinitrotoluenes	4.8 s	Us	4.8 s	0.76 s	ug/L s		08/04/11 09:06 s	08/10/11 17:11s	1s
2-Chloronaphthalenes	0.95s	Us	0.95s	0.095s	ug/L s		08/04/11 09:06 s	08/10/11 17:11s	1s
2-Chlorophenols	0.95s	Us	0.95s	0.28 s	ug/L s		08/04/11 09:06 s	08/10/11 17:11s	1s
Benzoic acid s	9.5s	U * s	9.5s	9.5s	ug/L s		08/04/11 09:06 s	08/10/11 17:11s	1s
2-Methylnaphthalenes	0.19 s	Us	0.19 s	0.095s	ug/L s		08/04/11 09:06 s	08/10/11 17:11s	1s
2-Methylphenols	0.95s	Us	0.95s	0.76 s	ug/L s		08/04/11 09:06 s	08/10/11 17:11s	1s
2-Nitroanilines	1.9 s	Us	1.9 s	0.76 s	ug/L s		08/04/11 09:06 s	08/10/11 17:11s	1s
Benzyl alcohols	4.8 s	Us	4.8 s	0.36 s	ug/L s		08/04/11 09:06 s	08/10/11 17:11s	1s
2-Nitrophenols	1.9 s	Us	1.9 s	0.27 s	ug/L s		08/04/11 09:06 s	08/10/11 17:11s	1s
3,3'-Dichlorobenzidines	4.8 s	Us	4.8 s	0.35s	ug/L s		08/04/11 09:06 s	08/10/11 17:11s	1
3-Nitroanilines	1.9 s	Us	1.9 s	0.27 s	ug/L s		08/04/11 09:06 s	08/10/11 17:11s	1s
4,6-Dinitro-2-methylphenols	4.8 s	Us	4.8 s	2.3 s	ug/L s		08/04/11 09:06 s	08/10/11 17:11s	1s
4-Bromophenyl phenyl ethers	1.9 s	Us	1.9 s	0.76 s	ug/L s		08/04/11 09:06 s	08/10/11 17:11s	1s
4-Chloro-3-methylphenols	1.9 s	Us	1.9 s	0.76 s	ug/L s		08/04/11 09:06 s	08/10/11 17:11s	1s
4-Chloroanilines	1.9 s	Us	1.9 s	0.76 s	ug/L s		08/04/11 09:06 s	08/10/11 17:11s	1s
4-Chlorophenyl phenyl ethers	1.9 s	Us	1.9 s	0.29 s	ug/L s		08/04/11 09:06 s	08/10/11 17:11s	1s
4-Nitroanilines	1.9 s	Us	1.9 s	0.76 s	ug/L s		08/04/11 09:06 s	08/10/11 17:11s	1s
4-Nitrophenols	4.8 s	Us	4.8 s	2.3 s	ug/L s		08/04/11 09:06 s	08/10/11 17:11s	1s
Acenaphthenes	0.19 s	Us	0.19 s	0.095s	ug/L s		08/04/11 09:06 s	08/10/11 17:11s	1s
Acenaphthylenes	0.19 s	Us	0.19 s	0.095s	ug/L s		08/04/11 09:06 s	08/10/11 17:11s	1s
Anthracenes	0.19 s	Us	0.19 s	0.095s	ug/L s		08/04/11 09:06 s	08/10/11 17:11s	1s
Benzo[a]anthracenes	0.19 s	Us	0.19 s	0.095s	ug/L s		08/04/11 09:06 s	08/10/11 17:11s	1s
Benzo[a]pyrenes	0.19 s	Us	0.19 s	0.095s	ug/L s		08/04/11 09:06 s	08/10/11 17:11s	1s
Benzo[b]fluoranthenes	0.19 s	Us	0.19 s	0.095s	ug/L s		08/04/11 09:06 s	08/10/11 17:11s	1s
Benzo[g,h,i]perylenes	0.19 s	Us	0.19 s	0.095s	ug/L s		08/04/11 09:06 s	08/10/11 17:11s	1s
Benzo[k]fluoranthenes	0.19 s	Us	0.19 s	0.095s	ug/L s		08/04/11 09:06 s	08/10/11 17:11s	1s
Bis(2-chloroethoxy)methanes	0.95s	Us	0.95s	0.30s	ug/L s		08/04/11 09:06 s	08/10/11 17:11s	1s
Bis(2-chloroethyl)ethers	0.95s	Us	0.95s	0.095s	ug/L s		08/04/11 09:06 s	08/10/11 17:11s	1s
Bis(2-ethylhexyl) phthalates	9.5s	Us	9.5s	0.76 s	ug/L s		08/04/11 09:06 s	08/10/11 17:11s	1s
Butyl benzyl phthalates	0.95s	Us	0.95s	0.76 s	ug/L s		08/04/11 09:06 s	08/10/11 17:11s	1s
Carbazoles	0.95s	Us	0.95s	0.27 s	ug/L s		08/04/11 09:06 s	08/10/11 17:11s	1s
1,2-Dichlorobenzenes	0.95s	Us	0.95s	0.28 s	ug/L s		08/04/11 09:06 s	08/10/11 17:11s	1s
Chrysenes	0.19 s	Us	0.19 s	0.095s	ug/L s		08/04/11 09:06 s	08/10/11 17:11s	1s
1,3-Dichlorobenzenes	0.95s	Us	0.95s	0.76 s	ug/L s		08/04/11 09:06 s	08/10/11 17:11s	1s
Dibenz(a,h)anthracenes	0.19 s	Us	0.19 s	0.095s	ug/L s		08/04/11 09:06 s	08/10/11 17:11s	1s
1,4-Dichlorobenzenes	0.95s	Us	0.95s	0.32s	ug/L s		08/04/11 09:06 s	08/10/11 17:11s	1s
Dibenzofurans	0.95s	Us	0.95s	0.095s	ug/L s		08/04/11 09:06 s	08/10/11 17:11s	1s
Diethyl phthalates	0.95s	Us	0.95s	0.57 s	ug/L s		08/04/11 09:06 s	08/10/11 17:11s	1s
Dimethyl phthalates	0.95s	Us	0.95s	0.28 s	ug/L s		08/04/11 09:06 s	08/10/11 17:11s	1s
Di-n-butyl phthalates	0.95s	Us	0.95s	0.64s	ug/L s		08/04/11 09:06 s	08/10/11 17:11s	1s
Di-n-octyl phthalates	0.95s	Us	0.95s	0.76 s	ug/L s		08/04/11 09:06 s	08/10/11 17:11s	1s
Fluoranthenes	0.19 s	Us	0.19 s	0.095s	ug/L s		08/04/11 09:06 s	08/10/11 17:11s	1s
Fluorenes	0.19 s	Us	0.19 s	0.095s	ug/L s		08/04/11 09:06 s	08/10/11 17:11s	1s
Hexachlorobenzenes	0.19 s	Us	0.19 s	0.095s	ug/L s		08/04/11 09:06 s	08/10/11 17:11s	1s
Hexachlorobutadienes	0.95s	Us	0.95s	0.26 s	ug/L s		08/04/11 09:06 s	08/10/11 17:11s	1s
Hexachlorocyclopentadienes	9.5s	Us	9.5s	0.76 s	ug/L s		08/04/11 09:06 s	08/10/11 17:11s	1s

Client Sample ID: FWGLL12mw-188C-1790-GWi
Date Collected: 08/02/11 14:53 i
Date Received: 08/03/11 08:00 i

Lab Sample ID: 240-2444-30 i
Matr x: Water i

Method: 8270C - Semivolatile Organic Compounds (GC/MS) (Continued) i

Analytei	Resulti	Qualif er i	RLi	MDLi	Uniti	Di	Preparedi	Analyzedi	Dil Faci
Hexachloroethanes	0.95s	Us	0.95s	0.76 s	ug/L s		08/04/11 09:06 s	08/10/11 17:11s	1s
Indeno[1,2,3-cd]pyrenes	0.19 s	Us	0.19 s	0.095s	ug/L s		08/04/11 09:06 s	08/10/11 17:11s	1s
Isophorones	0.95s	Us	0.95s	0.26 s	ug/L s		08/04/11 09:06 s	08/10/11 17:11s	1s
Naphthalenes	0.19 s	Us	0.19 s	0.095s	ug/L s		08/04/11 09:06 s	08/10/11 17:11s	1s
Nitrobenzenes	0.95s	Us	0.95s	0.038 s	ug/L s		08/04/11 09:06 s	08/10/11 17:11s	1s
N-Nitrosodi-n-propylamines	0.95s	Us	0.95s	0.76 s	ug/L s		08/04/11 09:06 s	08/10/11 17:11s	1s
N-Nitrosodiphenylamines	0.95s	Us	0.95s	0.30s	ug/L s		08/04/11 09:06 s	08/10/11 17:11s	1s
Pentachlorophenols	4.8 s	Us	4.8 s	2.3 s	ug/L s		08/04/11 09:06 s	08/10/11 17:11s	1s
Phenols	0.95s	Us	0.95s	0.57 s	ug/L s		08/04/11 09:06 s	08/10/11 17:11s	1s
Phenanthrenes	0.19 s	Us	0.19 s	0.095s	ug/L s		08/04/11 09:06 s	08/10/11 17:11s	1s
Pyrenes	0.19 s	Us	0.19 s	0.095s	ug/L s		08/04/11 09:06 s	08/10/11 17:11s	1s
3 & 4 Methylphenols	0.95s	Us	0.95s	0.71s	ug/L s		08/04/11 09:06 s	08/10/11 17:11s	1s
1,2,4-Trichlorobenzenes	0.95s	Us	0.95s	0.27 s	ug/L s		08/04/11 09:06 s	08/10/11 17:11s	1s

Surrogatea	*% Recoverya*	*Qualifiera*	*Limitsa*	*Prepareda*	*Analyzeda*	*Dil Faca*
-Fluorobiphenyl (Surr)2	*53 2*		*50 - 1502*	*08/04/11 09:062*	*08/10/11 17:112*	*12*
-Fluorophenol (Surr)2	*652*		*50 - 1502*	*08/04/11 09:062*	*08/10/11 17:112*	*12*
,4,6-Tribromophenol (Surr)2	*582*		*50 - 1502*	*08/04/11 09:062*	*08/10/11 17:112*	*12*
Nitrobenzene-d5 (Surr)2	*592*		*50 - 1502*	*08/04/11 09:062*	*08/10/11 17:112*	*12*
Phenol-d5 (Surr)2	*662*		*50 - 1502*	*08/04/11 09:062*	*08/10/11 17:112*	*12*
Terphenyl-d14 (Surr)2	*47 2*	*X2*	*50 - 1502*	*08/04/11 09:062*	*08/10/11 17:112*	*12*

Method: 8081A - Organochlor ne Pestic des (GC) i

Analytei	Resulti	Qualif er i	RLi	MDLi	Uniti	Di	Preparedi	Analyzedi	Dil Faci
Aldrins	0.029 s	Us	0.029 s	0.0078 s	ug/L s		08/04/11 09:13 s	08/23/11 22:51s	1s
alpha-BHCs	0.029 s	Us	0.029 s	0.0067 s	ug/L s		08/04/11 09:13 s	08/23/11 22:51s	1s
alpha-Chlordanes	0.029 s	Us	0.029 s	0.013 s	ug/L s		08/04/11 09:13 s	08/23/11 22:51s	1s
beta-BHCs	0.029 s	Us	0.029 s	0.0080s	ug/L s		08/04/11 09:13 s	08/23/11 22:51s	1s
4,4'-DDD	0.029 s	Us	0.029 s	0.0091s	ug/L s		08/04/11 09:13 s	08/23/11 22:51s	1s
4,4'-DDEs	0.029 s	Us	0.029 s	0.0092s	ug/L s		08/04/11 09:13 s	08/23/11 22:51s	1s
4,4'-DDTs	0.029 s	Us	0.029 s	0.015s	ug/L s		08/04/11 09:13 s	08/23/11 22:51s	1s
delta-BHCs	0.029 s	Us	0.029 s	0.0083 s	ug/L s		08/04/11 09:13 s	08/23/11 22:51s	1s
Dieldrins	0.029 s	Us	0.029 s	0.0071s	ug/L s		08/04/11 09:13 s	08/23/11 22:51s	1s
Endosulfan Is	0.024s	Us	0.024s	0.012s	ug/L s		08/04/11 09:13 s	08/23/11 22:51s	1s
Endosulfan IIs	0.024s	Us	0.024s	0.011s	ug/L s		08/04/11 09:13 s	08/23/11 22:51s	1s
Endosulfan sulfates	0.029 s	Us	0.029 s	0.010s	ug/L s		08/04/11 09:13 s	08/23/11 22:51s	1s
Endrins	0.029 s	Us	0.029 s	0.010s	ug/L s		08/04/11 09:13 s	08/23/11 22:51s	1s
Endrin aldehydes	0.029 s	Us	0.029 s	0.010s	ug/L s		08/04/11 09:13 s	08/23/11 22:51s	1s
Endrin ketones	0.029 s	Us	0.029 s	0.0074s	ug/L s		08/04/11 09:13 s	08/23/11 22:51s	1s
gamma-BHC (Lindane)s	0.029 s	Us	0.029 s	0.0061s	ug/L s		08/04/11 09:13 s	08/23/11 22:51s	1s
gamma-Chlordanes	0.029 s	Us	0.029 s	0.011s	ug/L s		08/04/11 09:13 s	08/23/11 22:51s	1s
Heptachlors	0.029 s	Us	0.029 s	0.0076 s	ug/L s		08/04/11 09:13 s	08/23/11 22:51s	1s
Heptachlor epoxides	0.029 s	Us	0.029 s	0.0068 s	ug/L s		08/04/11 09:13 s	08/23/11 22:51s	1s
Methoxychlors	0.095s	Us	0.095s	0.030s	ug/L s		08/04/11 09:13 s	08/23/11 22:51s	1s
Toxaphenes	1.9 s	Us	1.9 s	0.30s	ug/L s		08/04/11 09:13 s	08/23/11 22:51s	1s

Surrogatea	*% Recoverya*	*Qualifiera*	*Limitsa*	*Prepareda*	*Analyzeda*	*Dil Faca*
DCB Decachlorobiphenyl2	*33 2*	*X2*	*502 1502*	*08/04/11 09:13 2*	*08/23/11 2 :512*	*12*
DCB Decachlorobiphenyl2	*312*	*X2*	*502 1502*	*08/04/11 09:13 2*	*08/23/11 2 :512*	*12*
Tetrachloro-m-xylene2	*82*		*502 1502*	*08/04/11 09:13 2*	*08/23/11 2 :512*	*12*
Tetrachloro-m-xylene2	*82*		*502 1502*	*08/04/11 09:13 2*	*08/23/11 2 :512*	*12*

Client Sample ID: FWGLL12mw-188C-1790-GWi
Date Collected: 08/02/11 14:53 i
Date Received: 08/03/11 08:00 i

Lab Sample ID: 240-2444-30 i
Matrix: Water i

Method: 8082 - Polychlorinated Biphenyls (PCBs) by Gas Chromatography i

Analytei	Resulti	Qualifier i	RLi	MDLi	Uniti	Di	Preparedi	Analyzedi	Dil Faci
Aroclor-1016 s	0.48 s	Us	0.48 s	0.16 s	ug/L s		08/04/11 09:18 s	08/17/11 22:14s	1s
Aroclor-1221s	0.48 s	Us	0.48 s	0.12s	ug/L s		08/04/11 09:18 s	08/17/11 22:14s	1s
Aroclor-1232s	0.48 s	Us	0.48 s	0.15s	ug/L s		08/04/11 09:18 s	08/17/11 22:14s	1s
Aroclor-1242s	0.48 s	Us	0.48 s	0.21s	ug/L s		08/04/11 09:18 s	08/17/11 22:14s	1s
Aroclor-1248 s	0.48 s	Us	0.48 s	0.095s	ug/L s		08/04/11 09:18 s	08/17/11 22:14s	1s
Aroclor-1254s	0.48 s	Us	0.48 s	0.15s	ug/L s		08/04/11 09:18 s	08/17/11 22:14s	1s
Aroclor-1260s	0.48 s	Us	0.48 s	0.16 s	ug/L s		08/04/11 09:18 s	08/17/11 22:14s	1s

Surrogatea	*% Recoverya*	*Qualifiera*	*Limitsa*	*Prepareda*	*Analyzeda*	*Dil Faca*
Tetrachloro-m-xylene2	*1002*		*50 - 1502*	*08/04/11 09:182*	*08/17/11 2 :142*	*12*
Tetrachloro-m-xylene2	*1052*		*50 - 1502*	*08/04/11 09:182*	*08/17/11 2 :142*	*12*
DCB Decachlorobiphenyl2	*462*	*X2*	*50 - 1502*	*08/04/11 09:182*	*08/17/11 2 :142*	*12*
DCB Decachlorobiphenyl2	*92*	*X2*	*50 - 1502*	*08/04/11 09:182*	*08/17/11 2 :142*	*12*

Method: 8330 (Modified) - Organic Compounds by UV/HPLC - Dissolved i

Analytei	Resulti	Qualifier i	RLi	MDLi	Uniti	Di	Preparedi	Analyzedi	Dil Faci
Nitroguanidines	20s	Us	20s	2.4s	ug/L s		08/10/11 10:00s	08/12/11 19:36 s	1s

Method: 8330/8330A - Nitroaromatics & Nitramines: Explosives (8330/A) i

Analytei	Resulti	Qualifier i	RLi	MDLi	Uniti	Di	Preparedi	Analyzedi	Dil Faci
1,3,5-Trinitrobenzenes	0.10s	Us	0.10s	0.030s	ug/L s		08/09/11 09:00s	08/13/11 04:04s	1.01s
1,3-Dinitrobenzenes	0.10s	Us	0.10s	0.050s	ug/L s		08/09/11 09:00s	08/13/11 04:04s	1.01s
2-Amino-4,6-dinitrotoluenes	0.10s	Us	0.10s	0.10s	ug/L s		08/09/11 09:00s	08/13/11 04:04s	1.01s
2,4,6-Trinitrotoluenes	0.10s	Us	0.10s	0.050s	ug/L s		08/09/11 09:00s	08/13/11 04:04s	1.01s
2,4-Dinitrotoluenes	0.10s	Us	0.10s	0.050s	ug/L s		08/09/11 09:00s	08/13/11 04:04s	1.01s
2,6-Dinitrotoluenes	0.10s	Us	0.10s	0.050s	ug/L s		08/09/11 09:00s	08/13/11 04:04s	1.01s
2-Nitrotoluenes	0.50s	Us	0.50s	0.089 s	ug/L s		08/09/11 09:00s	08/13/11 04:04s	1.01s
3-Nitrotoluenes	0.50s	Us	0.50s	0.058 s	ug/L s		08/09/11 09:00s	08/13/11 04:04s	1.01s
4-Amino-2,6-dinitrotoluenes	0.10s	Us	0.10s	0.050s	ug/L s		08/09/11 09:00s	08/13/11 04:04s	1.01s
4-Nitrotoluenes	0.50s	Us	0.50s	0.089 s	ug/L s		08/09/11 09:00s	08/13/11 04:04s	1.01s
HMXs	0.10s	Us	0.10s	0.036 s	ug/L s		08/09/11 09:00s	08/13/11 04:04s	1.01s
Nitrobenzenes	0.10s	Us	0.10s	0.050s	ug/L s		08/09/11 09:00s	08/13/11 04:04s	1.01s
Nitroglycerins	0.66 s	Us	0.66 s	0.33 s	ug/L s		08/09/11 09:00s	08/13/11 04:04s	1.01s
RDXs	0.10s	Us	0.10s	0.036 s	ug/L s		08/09/11 09:00s	08/13/11 04:04s	1.01s
PETNs	0.66 s	Us	0.66 s	0.30s	ug/L s		08/09/11 09:00s	08/13/11 04:04s	1.01s
Tetryls	0.10s	Us	0.10s	0.050s	ug/L s		08/09/11 09:00s	08/13/11 04:04s	1.01s

Surrogatea	*% Recoverya*	*Qualifiera*	*Limitsa*	*Prepareda*	*Analyzeda*	*Dil Faca*
3,4-Dinitrotoluene2	*842*		*50 - 1502*	*08/09/11 09:002*	*08/13/11 04:042*	*1.012*

General Chemistry i

Analytei	Resulti	Qualifier i	RLi	MDLi	Uniti	Di	Preparedi	Analyzedi	Dil Faci
Nitrate-Nitrite	**0.20 i**		0.10s	0.0053 s	mg/L s		08/18/11 00:00s	08/18/11 10:48 s	1s
Nitrocelluloses	2.0s	Us	2.0s	0.48 s	mg/L s		08/11/11 08:00s	08/17/11 13:21s	1s

Client Sample ID: FWGLL12mw-188C-1790-GF i

Date Collected: 08/02/11 14:53 i
Date Received: 08/03/11 08:00 i

Lab Sample ID: 240-2444-31 i
Matr x: Water i

Method: 6010B - Metals (ICP) - Total Recoverablei

Analytei	Resulti	Qualif er i	RLi	MDLi	Uniti	Di	Preparedi	Analyzedi	Dil Faci
Silvers	5.0s	Us	5.0s	2.2s	ug/L s		08/04/11 08:19 s	08/16/11 13:33 s	1s
Arsenic i	4.1 i	Ji	5.0s	3.2s	ug/L s		08/04/11 08:19 s	08/16/11 13:33 s	1s
Bar umi	40 i	Bi	10s	0.67 s	ug/L s		08/04/11 08:19 s	08/16/11 13:33 s	1s
Calc umi	130000 i	Bi	1000s	130s	ug/L s		08/04/11 08:19 s	08/16/11 13:33 s	1s
Cobalts	5.0s	Us	5.0s	1.7 s	ug/L s		08/04/11 08:19 s	08/16/11 13:33 s	1s
Chromiums	5.0s	Us	5.0s	2.2s	ug/L s		08/04/11 08:19 s	08/16/11 13:33 s	1s
Coppers	5.0s	Us	5.0s	4.5s	ug/L s		08/04/11 08:19 s	08/16/11 13:33 s	1s
Potassiumi	1900 i	Bi	1000s	72s	ug/L s		08/04/11 08:19 s	08/16/11 13:33 s	1s
Magnesiumi	100000 i	Bi	1000s	34s	ug/L s		08/04/11 08:19 s	08/16/11 13:33 s	1s
Manganesei	440 i	Bi	10s	0.41s	ug/L s		08/04/11 08:19 s	08/16/11 13:33 s	1s
Nickels	10s	Us	10s	3.2s	ug/L s		08/04/11 08:19 s	08/16/11 13:33 s	1s
Lead s	3.0s	Us	3.0s	1.9 s	ug/L s		08/04/11 08:19 s	08/16/11 13:33 s	1s
Seleniums	5.0s	Us	5.0s	4.1s	ug/L s		08/04/11 08:19 s	08/16/11 13:33 s	1s
Vanadiums	10s	Us	10s	0.64s	ug/L s		08/04/11 08:19 s	08/16/11 13:33 s	1s

Method: 6020 - Metals (ICP/MS) - Total Recoverablei

Analytei	Resulti	Qualif er i	RLi	MDLi	Uniti	Di	Preparedi	Analyzedi	Dil Faci
Aluminums	50s	Us	50s	19 s	ug/L s		08/04/11 08:19 s	08/23/11 13:38 s	1s
Berylliums	1.0s	Us	1.0s	0.20s	ug/L s		08/04/11 08:19 s	08/23/11 13:38 s	1s
Cadmiums	0.50s	Us	0.50s	0.13 s	ug/L s		08/04/11 08:19 s	08/23/11 13:38 s	1s
Ironi	180 i		50s	26 s	ug/L s		08/04/11 08:19 s	08/23/11 13:38 s	1s
Antimonys	2.0s	Us	2.0s	0.13 s	ug/L s		08/04/11 08:19 s	08/23/11 13:38 s	1s
Thalliumi	0.39 i	Ji	1.0s	0.14s	ug/L s		08/04/11 08:19 s	08/23/11 13:38 s	1s
Zincs	10s	Us	10s	2.3 s	ug/L s		08/04/11 08:19 s	08/23/11 13:38 s	1s
Sodiumi	31000 i	Bi	1000s	6.9 s	ug/L s		08/04/11 08:19 s	08/23/11 13:38 s	1s

Method: 7470A - Mercury (CVAA) i

Analytei	Resulti	Qualif er i	RLi	MDLi	Uniti	Di	Preparedi	Analyzedi	Dil Faci
Mercurys	0.20s	Us	0.20s	0.12s	ug/L s		08/04/11 08:23 s	08/04/11 16:25s	1s

General Chemistry - Dissolvedi

Analytei	Resulti	Qualif er i	RLi	MDLi	Uniti	Di	Preparedi	Analyzedi	Dil Faci
Hexavalent chromiums	0.020s	Us	0.020s	0.0020s	mg/L s			08/03/11 10:36 s	1s

Client Sample ID: FWGEQUIPRINSE2-1806-GWi

Date Collected: 08/02/11 16:00 i
Date Received: 08/03/11 08:00 i

Lab Sample ID: 240-2444-32 i
Matr x: Water i

Method: 8260B - Volatile Organic Compounds (GC/MS) i

Analytei	Resulti	Qualif er i	RLi	MDLi	Uniti	Di	Preparedi	Analyzedi	Dil Faci
1,1,1-Trichloroethanes	1.0s	Us	1.0s	0.22s	ug/L s			08/15/11 17:08 s	1s
1,1,2,2-Tetrachloroethanes	1.0s	Us	1.0s	0.18 s	ug/L s			08/15/11 17:08 s	1s
1,1,2-Trichloroethanes	1.0s	Us	1.0s	0.27 s	ug/L s			08/15/11 17:08 s	1s
1,1-Dichloroethanes	1.0s	Us	1.0s	0.15s	ug/L s			08/15/11 17:08 s	1s
1,1-Dichloroethenes	1.0s	Us	1.0s	0.19 s	ug/L s			08/15/11 17:08 s	1s
1,2-Dichloroethanes	1.0s	Us	1.0s	0.22s	ug/L s			08/15/11 17:08 s	1s
1,2-Dichloroethene, Totals	1.0s	Us	1.0s	0.34s	ug/L s			08/15/11 17:08 s	1s
1,2-Dichloropropanes	1.0s	Us	1.0s	0.18 s	ug/L s			08/15/11 17:08 s	1s
2-Hexanones	10s	Us	10s	0.41s	ug/L s			08/15/11 17:08 s	1s
Bromochloromethanes	1.0s	Us	1.0s	0.29 s	ug/L s			08/15/11 17:08 s	1s

Client Sample ID: FWGEQUIPRINSE2-1806-GW
Date Collected: 08/02/11 16:00
Date Received: 08/03/11 08:00

Lab Sample ID: 240-2444-32
Matrix: Water

Method: 8260B - Volatile Organic Compounds (GC/MS) (Continued)

Analyte	Result	Qualifier	RL	MDL	Unit	D	Prepared	Analyzed	Dil Fac
Acetone	13		10	1.1	ug/L			08/15/11 17:08	1
Benzene	1.0	U	1.0	0.13	ug/L			08/15/11 17:08	1
Bromoform	1.0	U	1.0	0.64	ug/L			08/15/11 17:08	1
Bromomethane	1.0	U	1.0	0.41	ug/L			08/15/11 17:08	1
Carbon disulfide	1.0	U	1.0	0.13	ug/L			08/15/11 17:08	1
Carbon tetrachloride	1.0	U	1.0	0.13	ug/L			08/15/11 17:08	1
Chlorobenzene	1.0	U	1.0	0.15	ug/L			08/15/11 17:08	1
Chloroethane	1.0	U	1.0	0.29	ug/L			08/15/11 17:08	1
Chloroform	1.0	U	1.0	0.16	ug/L			08/15/11 17:08	1
Chloromethane	1.0	U	1.0	0.30	ug/L			08/15/11 17:08	1
cis-1,2-Dichloroethene	1.0	U	1.0	0.17	ug/L			08/15/11 17:08	1
cis-1,3-Dichloropropene	1.0	U	1.0	0.14	ug/L			08/15/11 17:08	1
Bromodichloromethane	1.0	U	1.0	0.15	ug/L			08/15/11 17:08	1
Ethylbenzene	1.0	U	1.0	0.17	ug/L			08/15/11 17:08	1
1,2-Dibromoethane	1.0	U	1.0	0.24	ug/L			08/15/11 17:08	1
m-Xylene & p-Xylene	2.0	U	2.0	0.24	ug/L			08/15/11 17:08	1
2-Butanone (MEK)	1.5	J	10	0.57	ug/L			08/15/11 17:08	1
4-Methyl-2-pentanone (MIBK)	10	U	10	0.32	ug/L			08/15/11 17:08	1
Methylene Chloride	2.0	U	2.0	0.33	ug/L			08/15/11 17:08	1
o-Xylene	1.0	U	1.0	0.14	ug/L			08/15/11 17:08	1
Styrene	1.0	U	1.0	0.11	ug/L			08/15/11 17:08	1
Tetrachloroethene	1.0	U	1.0	0.29	ug/L			08/15/11 17:08	1
Toluene	1.0	U	1.0	0.13	ug/L			08/15/11 17:08	1
trans-1,2-Dichloroethene	1.0	U	1.0	0.19	ug/L			08/15/11 17:08	1
trans-1,3-Dichloropropene	1.0	U	1.0	0.19	ug/L			08/15/11 17:08	1
Trichloroethene	1.0	U	1.0	0.17	ug/L			08/15/11 17:08	1
Vinyl chloride	1.0	U	1.0	0.22	ug/L			08/15/11 17:08	1
Xylenes, Total	2.0	U	2.0	0.28	ug/L			08/15/11 17:08	1
Dibromochloromethane	1.0	U	1.0	0.18	ug/L			08/15/11 17:08	1

Surrogate	*% Recovery*	*Qualifier*	*Limits*	*Prepared*	*Analyzed*	*Dil Fac*
1,2-Dichloroethane-d4 (Surr)	*96*		*50 - 150*		*08/15/11 17:08*	*1*
4-Bromofluorobenzene (Surr)	*97*		*50 - 150*		*08/15/11 17:08*	*1*
Toluene-d8 (Surr)	*101*		*50 - 150*		*08/15/11 17:08*	*1*
Dibromofluoromethane (Surr)	*94*		*50 - 150*		*08/15/11 17:08*	*1*

Method: 8270C - Semivolatile Organic Compounds (GC/MS)

Analyte	Result	Qualifier	RL	MDL	Unit	D	Prepared	Analyzed	Dil Fac
2,2'-oxybis[1-chloropropane]	0.95	U	0.95	0.38	ug/L		08/04/11 09:06	08/10/11 17:30	1
2,4,5-Trichlorophenol	4.8	U	4.8	0.29	ug/L		08/04/11 09:06	08/10/11 17:30	1
2,4,6-Trichlorophenol	4.8	U	4.8	0.76	ug/L		08/04/11 09:06	08/10/11 17:30	1
2,4-Dichlorophenol	1.9	U	1.9	0.76	ug/L		08/04/11 09:06	08/10/11 17:30	1
2,4-Dimethylphenol	1.9	U	1.9	0.76	ug/L		08/04/11 09:06	08/10/11 17:30	1
2,4-Dinitrophenol	4.8	U	4.8	2.3	ug/L		08/04/11 09:06	08/10/11 17:30	1
2,4-Dinitrotoluene	4.8	U	4.8	0.26	ug/L		08/04/11 09:06	08/10/11 17:30	1
2,6-Dinitrotoluene	4.8	U	4.8	0.76	ug/L		08/04/11 09:06	08/10/11 17:30	1
2-Chloronaphthalene	0.95	U	0.95	0.095	ug/L		08/04/11 09:06	08/10/11 17:30	1
2-Chlorophenol	0.95	U	0.95	0.28	ug/L		08/04/11 09:06	08/10/11 17:30	1
Benzoic acid	9.5	U *	9.5	9.5	ug/L		08/04/11 09:06	08/10/11 17:30	1
2-Methylnaphthalene	0.19	U	0.19	0.095	ug/L		08/04/11 09:06	08/10/11 17:30	1
2-Methylphenol	0.95	U	0.95	0.76	ug/L		08/04/11 09:06	08/10/11 17:30	1

Client Sample ID: FWGEQUIPRINSE2-1806-GWi
Date Collected: 08/02/11 16:00 i
Date Received: 08/03/11 08:00 i

Lab Sample ID: 240-2444-32 i
Matr x: Water i

Method: 8270C - Semivolatile Organic Compounds (GC/MS) (Continued) i

Analytei	Resulti	Qualif er i	RL i	MDL i	Uniti	Di	Prepared i	Analyzed i	Dil Fac i
2-Nitroanilines	1.9 s	Us	1.9 s	0.76 s	ug/L s		08/04/11 09:06 s	08/10/11 17:30s	1s
Benzyl alcoholi	0.81 i	Ji	4.8 s	0.36 s	ug/L s		08/04/11 09:06 s	08/10/11 17:30s	1s
2-Nitrophenols	1.9 s	Us	1.9 s	0.27 s	ug/L s		08/04/11 09:06 s	08/10/11 17:30s	1s
3,3'-Dichlorobenzidines	4.8 s	Us	4.8 s	0.35s	ug/L s		08/04/11 09:06 s	08/10/11 17:30s	1
3-Nitroanilines	1.9 s	Us	1.9 s	0.27 s	ug/L s		08/04/11 09:06 s	08/10/11 17:30s	1s
4,6-Dinitro-2-methylphenols	4.8 s	Us	4.8 s	2.3 s	ug/L s		08/04/11 09:06 s	08/10/11 17:30s	1s
4-Bromophenyl phenyl ethers	1.9 s	Us	1.9 s	0.76 s	ug/L s		08/04/11 09:06 s	08/10/11 17:30s	1s
4-Chloro-3-methylphenols	1.9 s	Us	1.9 s	0.76 s	ug/L s		08/04/11 09:06 s	08/10/11 17:30s	1s
4-Chloroanilines	1.9 s	Us	1.9 s	0.76 s	ug/L s		08/04/11 09:06 s	08/10/11 17:30s	1s
4-Chlorophenyl phenyl ethers	1.9 s	Us	1.9 s	0.29 s	ug/L s		08/04/11 09:06 s	08/10/11 17:30s	1s
4-Nitroanilines	1.9 s	Us	1.9 s	0.76 s	ug/L s		08/04/11 09:06 s	08/10/11 17:30s	1s
4-Nitrophenols	4.8 s	Us	4.8 s	2.3 s	ug/L s		08/04/11 09:06 s	08/10/11 17:30s	1s
Acenaphthenes	0.19 s	Us	0.19 s	0.095s	ug/L s		08/04/11 09:06 s	08/10/11 17:30s	1s
Acenaphthylenes	0.19 s	Us	0.19 s	0.095s	ug/L s		08/04/11 09:06 s	08/10/11 17:30s	1s
Anthracenes	0.19 s	Us	0.19 s	0.095s	ug/L s		08/04/11 09:06 s	08/10/11 17:30s	1s
Benzo[a]anthracenes	0.19 s	Us	0.19 s	0.095s	ug/L s		08/04/11 09:06 s	08/10/11 17:30s	1s
Benzo[a]pyrenes	0.19 s	Us	0.19 s	0.095s	ug/L s		08/04/11 09:06 s	08/10/11 17:30s	1s
Benzo[b]fluoranthenes	0.19 s	Us	0.19 s	0.095s	ug/L s		08/04/11 09:06 s	08/10/11 17:30s	1s
Benzo[g,h,i]perylenes	0.19 s	Us	0.19 s	0.095s	ug/L s		08/04/11 09:06 s	08/10/11 17:30s	1s
Benzo[k]fluoranthenes	0.19 s	Us	0.19 s	0.095s	ug/L s		08/04/11 09:06 s	08/10/11 17:30s	1s
Bis(2-chloroethoxy)methanes	0.95s	Us	0.95s	0.30s	ug/L s		08/04/11 09:06 s	08/10/11 17:30s	1s
Bis(2-chloroethyl)ethers	0.95s	Us	0.95s	0.095s	ug/L s		08/04/11 09:06 s	08/10/11 17:30s	1s
Bis(2-ethylhexyl) phthalates	9.5s	Us	9.5s	0.76 s	ug/L s		08/04/11 09:06 s	08/10/11 17:30s	1s
Butyl benzyl phthalates	0.95s	Us	0.95s	0.76 s	ug/L s		08/04/11 09:06 s	08/10/11 17:30s	1s
Carbazoles	0.95s	Us	0.95s	0.27 s	ug/L s		08/04/11 09:06 s	08/10/11 17:30s	1s
1,2-Dichlorobenzenes	0.95s	Us	0.95s	0.28 s	ug/L s		08/04/11 09:06 s	08/10/11 17:30s	1s
Chrysenes	0.19 s	Us	0.19 s	0.095s	ug/L s		08/04/11 09:06 s	08/10/11 17:30s	1s
1,3-Dichlorobenzenes	0.95s	Us	0.95s	0.76 s	ug/L s		08/04/11 09:06 s	08/10/11 17:30s	1s
Dibenz(a,h)anthracenes	0.19 s	Us	0.19 s	0.095s	ug/L s		08/04/11 09:06 s	08/10/11 17:30s	1s
1,4-Dichlorobenzenes	0.95s	Us	0.95s	0.32s	ug/L s		08/04/11 09:06 s	08/10/11 17:30s	1s
Dibenzofurans	0.95s	Us	0.95s	0.095s	ug/L s		08/04/11 09:06 s	08/10/11 17:30s	1s
Diethyl phthalates	0.95s	Us	0.95s	0.57 s	ug/L s		08/04/11 09:06 s	08/10/11 17:30s	1s
Dimethyl phthalates	0.95s	Us	0.95s	0.28 s	ug/L s		08/04/11 09:06 s	08/10/11 17:30s	1s
Di-n-butyl phthalates	0.95s	Us	0.95s	0.64s	ug/L s		08/04/11 09:06 s	08/10/11 17:30s	1s
Di-n-octyl phthalates	0.95s	Us	0.95s	0.76 s	ug/L s		08/04/11 09:06 s	08/10/11 17:30s	1s
Fluoranthenes	0.19 s	Us	0.19 s	0.095s	ug/L s		08/04/11 09:06 s	08/10/11 17:30s	1s
Fluorenes	0.19 s	Us	0.19 s	0.095s	ug/L s		08/04/11 09:06 s	08/10/11 17:30s	1s
Hexachlorobenzenes	0.19 s	Us	0.19 s	0.095s	ug/L s		08/04/11 09:06 s	08/10/11 17:30s	1s
Hexachlorobutadienes	0.95s	Us	0.95s	0.26 s	ug/L s		08/04/11 09:06 s	08/10/11 17:30s	1s
Hexachlorocyclopentadienes	9.5s	Us	9.5s	0.76 s	ug/L s		08/04/11 09:06 s	08/10/11 17:30s	1s
Hexachloroethanes	0.95s	Us	0.95s	0.76 s	ug/L s		08/04/11 09:06 s	08/10/11 17:30s	1s
Indeno[1,2,3-cd]pyrenes	0.19 s	Us	0.19 s	0.095s	ug/L s		08/04/11 09:06 s	08/10/11 17:30s	1s
Isophorones	0.95s	Us	0.95s	0.26 s	ug/L s		08/04/11 09:06 s	08/10/11 17:30s	1s
Naphthalenes	0.19 s	Us	0.19 s	0.095s	ug/L s		08/04/11 09:06 s	08/10/11 17:30s	1s
Nitrobenzenes	0.95s	Us	0.95s	0.038 s	ug/L s		08/04/11 09:06 s	08/10/11 17:30s	1s
N-Nitrosodi-n-propylamines	0.95s	Us	0.95s	0.76 s	ug/L s		08/04/11 09:06 s	08/10/11 17:30s	1s
N-Nitrosodiphenylamines	0.95s	Us	0.95s	0.30s	ug/L s		08/04/11 09:06 s	08/10/11 17:30s	1s
Pentachlorophenols	4.8 s	Us	4.8 s	2.3 s	ug/L s		08/04/11 09:06 s	08/10/11 17:30s	1s
Phenols	0.95s	Us	0.95s	0.57 s	ug/L s		08/04/11 09:06 s	08/10/11 17:30s	1s
Phenanthrenes	0.19 s	Us	0.19 s	0.095s	ug/L s		08/04/11 09:06 s	08/10/11 17:30s	1s

Client Sample ID: FWGEQUIPRINSE2-1806-GWi
Date Collected: 08/02/11 16:00 i
Date Received: 08/03/11 08:00 i

Lab Sample ID: 240-2444-32 i
Matrix: Water i

Method: 8270C - Semivolatile Organic Compounds (GC/MS) (Continued) i

Analytei	Resulti	Qualif er i	RLi	MDLi	Uniti	Di	Preparedi	Analyzedi	Dil Faci
Pyrenes	0.19 s	Us	0.19 s	0.095s	ug/L s		08/04/11 09:06 s	08/10/11 17:30s	1s
3 & 4 Methylphenols	0.95s	Us	0.95s	0.71s	ug/L s		08/04/11 09:06 s	08/10/11 17:30s	1s
1,2,4-Trichlorobenzenes	0.95s	Us	0.95s	0.27 s	ug/L s		08/04/11 09:06 s	08/10/11 17:30s	1s

Surrogatea	*% Recoverya*	*Qualifiera*	*Limitsa*	*Prepareda*	*Analyzeda*	*Dil Faca*
-Fluorobiphenyl (Surr)2	*542*		*50 - 1502*	*08/04/11 09:062*	*08/10/11 17:302*	*12*
-Fluorophenol (Surr)2	*63 2*		*50 - 1502*	*08/04/11 09:062*	*08/10/11 17:302*	*12*
,4,6-Tribromophenol (Surr)2	*552*		*50 - 1502*	*08/04/11 09:062*	*08/10/11 17:302*	*12*
Nitrobenzene-d5 (Surr)2	*592*		*50 - 1502*	*08/04/11 09:062*	*08/10/11 17:302*	*12*
Phenol-d5 (Surr)2	*602*		*50 - 1502*	*08/04/11 09:062*	*08/10/11 17:302*	*12*
Terphenyl-d14 (Surr)2	*652*		*50 - 1502*	*08/04/11 09:062*	*08/10/11 17:302*	*12*

Method: 8081A - Organochlor ne Pestic des (GC) i

Analytei	Resulti	Qualif er i	RLi	MDLi	Uniti	Di	Preparedi	Analyzedi	Dil Faci
Aldrins	0.035s	Us	0.035s	0.0095s	ug/L s		08/04/11 09:13 s	08/23/11 23:16 s	1s
alpha-BHCs	0.035s	Us	0.035s	0.0081s	ug/L s		08/04/11 09:13 s	08/23/11 23:16 s	1s
alpha-Chlordanes	0.035s	Us	0.035s	0.016 s	ug/L s		08/04/11 09:13 s	08/23/11 23:16 s	1s
beta-BHCs	0.035s	Us	0.035s	0.0098 s	ug/L s		08/04/11 09:13 s	08/23/11 23:16 s	1s
4,4'-DDD	0.035s	Us	0.035s	0.011s	ug/L s		08/04/11 09:13 s	08/23/11 23:16 s	1s
4,4'-DDEs	0.035s	Us	0.035s	0.011s	ug/L s		08/04/11 09:13 s	08/23/11 23:16 s	1s
4,4'-DDTs	0.035s	Us	0.035s	0.019 s	ug/L s		08/04/11 09:13 s	08/23/11 23:16 s	1s
delta-BHCs	0.035s	Us	0.035s	0.010s	ug/L s		08/04/11 09:13 s	08/23/11 23:16 s	1s
Dieldrins	0.035s	Us	0.035s	0.0087 s	ug/L s		08/04/11 09:13 s	08/23/11 23:16 s	1s
Endosulfan Is	0.029 s	Us	0.029 s	0.015s	ug/L s		08/04/11 09:13 s	08/23/11 23:16 s	1s
Endosulfan IIs	0.029 s	Us	0.029 s	0.014s	ug/L s		08/04/11 09:13 s	08/23/11 23:16 s	1s
Endosulfan sulfates	0.035s	Us	0.035s	0.013 s	ug/L s		08/04/11 09:13 s	08/23/11 23:16 s	1s
Endrins	0.035s	Us	0.035s	0.013 s	ug/L s		08/04/11 09:13 s	08/23/11 23:16 s	1s
Endrin aldehydes	0.035s	Us	0.035s	0.013 s	ug/L s		08/04/11 09:13 s	08/23/11 23:16 s	1s
Endrin ketones	0.035s	Us	0.035s	0.0091s	ug/L s		08/04/11 09:13 s	08/23/11 23:16 s	1s
gamma-BHC (Lindane)s	0.035s	Us	0.035s	0.0074s	ug/L s		08/04/11 09:13 s	08/23/11 23:16 s	1s
gamma-Chlordanes	0.035s	Us	0.035s	0.014s	ug/L s		08/04/11 09:13 s	08/23/11 23:16 s	1s
Heptachlors	0.035s	Us	0.035s	0.0093 s	ug/L s		08/04/11 09:13 s	08/23/11 23:16 s	1s
Heptachlor epoxides	0.035s	Us	0.035s	0.0083 s	ug/L s		08/04/11 09:13 s	08/23/11 23:16 s	1s
Methoxychlors	0.12s	Us	0.12s	0.037 s	ug/L s		08/04/11 09:13 s	08/23/11 23:16 s	1s
Toxaphenes	2.3 s	Us	2.3 s	0.37 s	ug/L s		08/04/11 09:13 s	08/23/11 23:16 s	1s

Surrogatea	*% Recoverya*	*Qualifiera*	*Limitsa*	*Prepareda*	*Analyzeda*	*Dil Faca*
DCB Decachlorobiphenyl2	*1092*		*50 - 1502*	*08/04/11 09:13 2*	*08/23/11 23:162*	*12*
DCB Decachlorobiphenyl2	*1012*		*50 - 1502*	*08/04/11 09:13 2*	*08/23/11 23:162*	*12*
Tetrachloro-m-xylene2	*77 2*		*50 - 1502*	*08/04/11 09:13 2*	*08/23/11 23:162*	*12*
Tetrachloro-m-xylene2	*77 2*		*50 - 1502*	*08/04/11 09:13 2*	*08/23/11 23:162*	*12*

Method: 8082 - Polychlor nated Biphenyls (PCBs) by Gas Chromatography i

Analytei	Resulti	Qualif er i	RLi	MDLi	Uniti	Di	Preparedi	Analyzedi	Dil Faci
Aroclor-1016 s	0.58 s	Us	0.58 s	0.20s	ug/L s		08/04/11 09:18 s	08/17/11 22:29 s	1s
Aroclor-1221s	0.58 s	Us	0.58 s	0.15s	ug/L s		08/04/11 09:18 s	08/17/11 22:29 s	1s
Aroclor-1232s	0.58 s	Us	0.58 s	0.19 s	ug/L s		08/04/11 09:18 s	08/17/11 22:29 s	1s
Aroclor-1242s	0.58 s	Us	0.58 s	0.26 s	ug/L s		08/04/11 09:18 s	08/17/11 22:29 s	1s
Aroclor-1248 s	0.58 s	Us	0.58 s	0.12s	ug/L s		08/04/11 09:18 s	08/17/11 22:29 s	1s
Aroclor-1254s	0.58 s	Us	0.58 s	0.19 s	ug/L s		08/04/11 09:18 s	08/17/11 22:29 s	1s
Aroclor-1260s	0.58 s	Us	0.58 s	0.20s	ug/L s		08/04/11 09:18 s	08/17/11 22:29 s	1s

Client Sample ID: FWGEQUIPRINSE2-1806-GWi
Date Collected: 08/02/11 16:00 i
Date Received: 08/03/11 08:00 i

Lab Sample ID: 240-2444-32 i
Matrix: Water i

Surrogatea	*% Recoverya*	*Qualifiera*	*Limitsa*	*Prepareda*	*Analyzeda*	*Dil Faca*
Tetrachloro-m-xylene2	*1012*		*50 - 1502*	*08/04/11 09:182*	*08/17/11 2 :292*	*12*
Tetrachloro-m-xylene2	*892*		*50 - 1502*	*08/04/11 09:182*	*08/17/11 2 :292*	*12*
DCB Decachlorobiphenyl2	*882*		*50 - 1502*	*08/04/11 09:182*	*08/17/11 2 :292*	*12*
DCB Decachlorobiphenyl2	*92*		*50 - 1502*	*08/04/11 09:182*	*08/17/11 2 :292*	*12*

Method: 8330 (Modified) - Organic Compounds by UV/HPLC - Dissolved i

Analytei	Resulti	Qualifier i	RLi	MDLi	Uniti	Di	Preparedi	Analyzedi	Dil Faci
Nitroguanidines	20s	Us	20s	2.4s	ug/L s		08/10/11 10:00s	08/12/11 19:50s	1s

Method: 8330/8330A - Nitroaromatics & Nitramines: Explosives (8330/A) i

Analytei	Resulti	Qualifier i	RLi	MDLi	Uniti	Di	Preparedi	Analyzedi	Dil Faci
1,3,5-Trinitrobenzenei	**0.043 i**	**Ji**	0.10s	0.030s	ug/L s		08/09/11 09:00s	08/13/11 04:44s	1.01s
1,3-Dinitrobenzenes	0.10s	Us	0.10s	0.050s	ug/L s		08/09/11 09:00s	08/13/11 04:44s	1.01s
2-Amino-4,6-dinitrotoluenes	0.10s	Us	0.10s	0.10s	ug/L s		08/09/11 09:00s	08/13/11 04:44s	1.01s
2,4,6-Trinitrotoluenes	0.10s	Us	0.10s	0.050s	ug/L s		08/09/11 09:00s	08/13/11 04:44s	1.01s
2,4-Dinitrotoluenes	0.10s	Us	0.10s	0.050s	ug/L s		08/09/11 09:00s	08/13/11 04:44s	1.01s
2,6-Dinitrotoluenes	0.10s	Us	0.10s	0.050s	ug/L s		08/09/11 09:00s	08/13/11 04:44s	1.01s
2-Nitrotoluenes	0.50s	Us	0.50s	0.089 s	ug/L s		08/09/11 09:00s	08/13/11 04:44s	1.01s
3-Nitrotoluenes	0.50s	Us	0.50s	0.058 s	ug/L s		08/09/11 09:00s	08/13/11 04:44s	1.01s
4-Amino-2,6-dinitrotoluenes	0.10s	Us	0.10s	0.050s	ug/L s		08/09/11 09:00s	08/13/11 04:44s	1.01s
4-Nitrotoluenes	0.50s	Us	0.50s	0.089 s	ug/L s		08/09/11 09:00s	08/13/11 04:44s	1.01s
HMXs	0.10s	Us	0.10s	0.036 s	ug/L s		08/09/11 09:00s	08/13/11 04:44s	1.01s
Nitrobenzenes	0.10s	Us	0.10s	0.050s	ug/L s		08/09/11 09:00s	08/13/11 04:44s	1.01s
Nitroglycerins	0.66 s	Us	0.66 s	0.33 s	ug/L s		08/09/11 09:00s	08/13/11 04:44s	1.01s
RDXs	0.10s	Us	0.10s	0.036 s	ug/L s		08/09/11 09:00s	08/13/11 04:44s	1.01s
PETNs	0.66 s	Us	0.66 s	0.30s	ug/L s		08/09/11 09:00s	08/13/11 04:44s	1.01s
Tetryls	0.10s	Us	0.10s	0.050s	ug/L s		08/09/11 09:00s	08/13/11 04:44s	1.01s

Surrogatea	*% Recoverya*	*Qualifiera*	*Limitsa*	*Prepareda*	*Analyzeda*	*Dil Faca*
3,4-Dinitrotoluene2	*83 2*		*50 - 1502*	*08/09/11 09:002*	*08/13/11 04:442*	*1.012*

Method: 6010B - Metals (ICP) - Total Recoverablei

Analytei	Resulti	Qualifier i	RLi	MDLi	Uniti	Di	Preparedi	Analyzedi	Dil Faci
Silvers	5.0s	Us	5.0s	2.2s	ug/L s		08/04/11 08:19 s	08/16/11 13:39 s	1s
Arsenics	5.0s	Us	5.0s	3.2s	ug/L s		08/04/11 08:19 s	08/16/11 13:39 s	1s
Bariums	10s	Us	10s	0.67 s	ug/L s		08/04/11 08:19 s	08/16/11 13:39 s	1s
Calciums	1000s	Us	1000s	130s	ug/L s		08/04/11 08:19 s	08/16/11 13:39 s	1s
Cobalts	5.0s	Us	5.0s	1.7 s	ug/L s		08/04/11 08:19 s	08/16/11 13:39 s	1s
Chromiums	5.0s	Us	5.0s	2.2s	ug/L s		08/04/11 08:19 s	08/16/11 13:39 s	1s
Coppers	5.0s	Us	5.0s	4.5s	ug/L s		08/04/11 08:19 s	08/16/11 13:39 s	1s
Potassiumi	**160 i**	**J Bi**	1000s	72s	ug/L s		08/04/11 08:19 s	08/16/11 13:39 s	1s
Magnesiums	1000s	Us	1000s	34s	ug/L s		08/04/11 08:19 s	08/16/11 13:39 s	1s
Manganesei	**0.43 i**	**J Bi**	10s	0.41s	ug/L s		08/04/11 08:19 s	08/16/11 13:39 s	1s
Nickels	10s	Us	10s	3.2s	ug/L s		08/04/11 08:19 s	08/16/11 13:39 s	1s
Lead s	3.0s	Us	3.0s	1.9 s	ug/L s		08/04/11 08:19 s	08/16/11 13:39 s	1s
Seleniums	5.0s	Us	5.0s	4.1s	ug/L s		08/04/11 08:19 s	08/16/11 13:39 s	1s
Vanadiums	10s	Us	10s	0.64s	ug/L s		08/04/11 08:19 s	08/16/11 13:39 s	1s

Method: 6020 - Metals (ICP/MS) - Total Recoverablei

Analytei	Resulti	Qualifier i	RLi	MDLi	Uniti	Di	Preparedi	Analyzedi	Dil Faci
Aluminums	50s	Us	50s	19 s	ug/L s		08/04/11 08:19 s	08/23/11 13:44s	1s
Berylliums	1.0s	Us	1.0s	0.20s	ug/L s		08/04/11 08:19 s	08/23/11 13:44s	1s

Client Sample ID: FWGEQUIPRINSE2-1806-GWi
Date Collected: 08/02/11 16:00 i
Date Received: 08/03/11 08:00 i

Lab Sample ID: 240-2444-32 i
Matrix: Water i

Method: 6020 - Metals (ICP/MS) - Total Recoverable (Continued) i

Analytei	Resulti	Qualifier i	RLi	MDLi	Uniti	Di	Preparedi	Analyzedi	Dil Faci
Cadmiums	0.50s	U	0.50s	0.13s	ug/Ls		08/04/11 08:19s	08/23/11 13:44s	1s
Irons	50s	U	50s	26s	ug/Ls		08/04/11 08:19s	08/23/11 13:44s	1s
Antimonys	2.0s	U	2.0s	0.13s	ug/Ls		08/04/11 08:19s	08/23/11 13:44s	1s
Thalliumi	**0.25 i**	**J**	1.0s	0.14s	ug/Ls		08/04/11 08:19s	08/23/11 13:44s	1s
Zincs	10s	U	10s	2.3s	ug/Ls		08/04/11 08:19s	08/23/11 13:44s	1s
Sodiumi	**19 i**	**J B**	1000s	6.9s	ug/Ls		08/04/11 08:19s	08/23/11 13:44s	1

Method: 7470A - Mercury (CVAA) i

Analytei	Resulti	Qualifier i	RLi	MDLi	Uniti	Di	Preparedi	Analyzedi	Dil Faci
Mercurys	0.20s	Us	0.20s	0.12s	ug/Ls		08/04/11 08:23s	08/04/11 16:27s	1

General Chemistry i

Analytei	Resulti	Qualifier	RLi	MDLi	Uniti	Di	Preparedi	Analyzedi	Dil Faci
Nitrate-Nitrtei	**0.0080 i**	**B**	0.10s	0.0053s	mg/Ls		08/18/11 00:00s	08/18/11 10:50s	1s
Nitrocelluloses	2.0s	U	2.0s	0.48s	mg/Ls		08/11/11 08:00s	08/17/11 13:23s	1s

General Chemistry - Dissolved i

Analytei	Resulti	Qualifier i	RLi	MDLi	Uniti	Di	Preparedi	Analyzedi	Dil Faci
Hexavalent chromiums	0.020s	Us	0.020s	0.0020s	mg/Ls			08/03/11 10:36s	1

Client: Environmental Quality Mgt., Inc.s
Project/Site: RVAAP (OH)s

TestAmerica Job ID: 240-2444-1s

Method: 8260B - Volatile Organic Compounds (GC/MS)

Lab Sample ID: MB 240-11929/6
Matrix: Water
Analysis Batch: 11929

Client Sample ID: Method Blank
Prep Type: Total/NA

Analyte	MB Result	MB Qualifier	RL	MDL	Unit	D	Prepared	Analyzed	Dil Fac
1,1,1-Trichloroethanes	1.0s	U	1.0s	0.22s	ug/L s			08/14/11 15:05s	1s
1,1,2,2-Tetrachloroethanes	1.0s	U	1.0s	0.18s	ug/L s			08/14/11 15:05s	1s
1,1,2-Trichloroethanes	1.0s	U	1.0s	0.27s	ug/L s			08/14/11 15:05s	1s
1,1-Dichloroethanes	1.0s	U	1.0s	0.15s	ug/L s			08/14/11 15:05s	1s
1,1-Dichloroethenes	1.0s	U	1.0s	0.19s	ug/L s			08/14/11 15:05s	1s
1,2-Dichloroethanes	1.0s	U	1.0s	0.22s	ug/L s			08/14/11 15:05s	1s
1,2-Dichloroethene, Totals	1.0s	U	1.0s	0.34s	ug/L s			08/14/11 15:05s	1s
1,2-Dichloropropanes	1.0s	U	1.0s	0.18s	ug/L s			08/14/11 15:05s	1s
2-Hexanones	10s	U	10s	0.41s	ug/L s			08/14/11 15:05s	1s
Bromochloromethanes	1.0s	U	1.0s	0.29s	ug/L s			08/14/11 15:05s	1s
Acetones	10s	U	10s	1.1s	ug/L s			08/14/11 15:05s	1s
Benzenes	1.0s	U	1.0s	0.13s	ug/L s			08/14/11 15:05s	1s
Bromoforms	1.0s	U	1.0s	0.64s	ug/L s			08/14/11 15:05s	1s
Bromomethanes	1.0s	U	1.0s	0.41s	ug/L s			08/14/11 15:05s	1s
Carbon disulfides	1.0s	U	1.0s	0.13s	ug/L s			08/14/11 15:05s	1s
Carbon tetrachlorides	1.0s	U	1.0s	0.13s	ug/L s			08/14/11 15:05s	1s
Chlorobenzenes	1.0s	U	1.0s	0.15s	ug/L s			08/14/11 15:05s	1s
Chloroethanes	1.0s	U	1.0s	0.29s	ug/L s			08/14/11 15:05s	1s
Chloroforms	1.0s	U	1.0s	0.16s	ug/L s			08/14/11 15:05s	1s
Chloromethanes	1.0s	U	1.0s	0.30s	ug/L s			08/14/11 15:05s	1s
cis-1,2-Dichloroethenes	1.0s	U	1.0s	0.17s	ug/L s			08/14/11 15:05s	1s
cis-1,3-Dichloropropenes	1.0s	U	1.0s	0.14s	ug/L s			08/14/11 15:05s	1s
Bromodichloromethanes	1.0s	U	1.0s	0.15s	ug/L s			08/14/11 15:05s	1s
Ethylbenzenes	1.0s	U	1.0s	0.17s	ug/L s			08/14/11 15:05s	1s
1,2-Dibromoethanes	1.0s	U	1.0s	0.24s	ug/L s			08/14/11 15:05s	1s
m-Xylene & p-Xylenes	2.0s	U	2.0s	0.24s	ug/L s			08/14/11 15:05s	1s
2-Butanone (MEK)s	10s	U	10s	0.57s	ug/L s			08/14/11 15:05s	1s
4-Methyl-2-pentanone (MIBK)s	10s	U	10s	0.32s	ug/L s			08/14/11 15:05s	1s
Methylene Chlorides	2.0s	U	2.0s	0.33s	ug/L s			08/14/11 15:05s	1s
o-Xylenes	1.0s	U	1.0s	0.14s	ug/L s			08/14/11 15:05s	1s
Styrenes	1.0s	U	1.0s	0.11s	ug/L s			08/14/11 15:05s	1s
Tetrachloroethenes	1.0s	U	1.0s	0.29s	ug/L s			08/14/11 15:05s	1s
Toluenes	1.0s	U	1.0s	0.13s	ug/L s			08/14/11 15:05s	1s
trans-1,2-Dichloroethenes	1.0s	U	1.0s	0.19s	ug/L s			08/14/11 15:05s	1s
trans-1,3-Dichloropropenes	1.0s	U	1.0s	0.19s	ug/L s			08/14/11 15:05s	1s
Trichloroethenes	0.173s	J	1.0s	0.17s	ug/L s			08/14/11 15:05s	1s
Vinyl chlorides	1.0s	U	1.0s	0.22s	ug/L s			08/14/11 15:05s	1s
Xylenes, Totals	2.0s	U	2.0s	0.28s	ug/L s			08/14/11 15:05s	1s
Dibromochloromethanes	1.0s	U	1.0s	0.18s	ug/L s			08/14/11 15:05s	1s

SurrogateR	*MBR % RecoveryR*	*MBR QualifierR*	*LimitsR*	*PreparedR*	*AnalyzedR*	*Dil FacR*
1,2-Dichloroethane-d4 (Surr)2	*942*		*50 - 1502*		*08/14/11 15:052*	*12*
4-Bromofluorobenzene (Surr)2	*102*		*50 - 1502*		*08/14/11 15:052*	*12*
Toluene-d8 (Surr)2	*102*		*50 - 1502*		*08/14/11 15:052*	*12*
Dibromofluoromethane (Surr)2	*952*		*50 - 1502*		*08/14/11 15:052*	*12*

Method: 8260B - Volatile Organic Compounds (GC/MS) (Continued)

Lab Sample ID: LCS 240-11929/5
Matrix: Water
Analysis Batch: 11929

Client Sample ID: Lab Control Sample
Prep Type: Total/NA

Analyte	Spike Added	LCS Result	LCS Qualifier	Unit	D	% Rec	% Rec. Limits
1,1,1-Trichloroethanes	10.0s	10.1s		ug/L s		101s	70s-127s
1,1,2,2-Tetrachloroethanes	10.0s	10.4s		ug/L s		104s	68s-129s
1,1,2-Trichloroethanes	10.0s	9.90s		ug/L s		99s	75s-136s
1,1-Dichloroethanes	10.0s	9.83s		ug/L s		98s	75s-133s
1,1-Dichloroethenes	10.0s	10.8s		ug/L s		108s	75s-125s
1,2-Dichloroethanes	10.0s	9.92s		ug/L s		99s	67s-132s
1,2-Dichloropropanes	10.0s	10.1s		ug/L s		101s	75s-127s
2-Hexanones	20.0s	17.9s		ug/L s		90s	53s-139s
Bromochloromethanes	10.0s	9.70s		ug/L s		97s	75s-127s
Acetones	20.0s	18.9s		ug/L s		95s	51s-157s
Benzenes	10.0s	9.85s		ug/L s		99s	75s-126s
Bromoforms	10.0s	8.97s		ug/L s		90s	72s-136s
Bromomethanes	10.0s	8.12s		ug/L s		81s	35s-153s
Carbon disulfides	10.0s	10.4s		ug/L s		104s	74s-123s
Carbon tetrachlorides	10.0s	10.9s		ug/L s		109s	71s-132s
Chlorobenzenes	10.0s	9.79s		ug/L s		98s	75s-127s
Chloroethanes	10.0s	8.69s		ug/L s		87s	72s-129s
Chloroforms	10.0s	9.68s		ug/L s		97s	74s-127s
Chloromethanes	10.0s	8.49s		ug/L s		85s	58s-135s
cis-1,2-Dichloroethenes	10.0s	9.40s		ug/L s		94s	73s-133s
cis-1,3-Dichloropropenes	10.0s	9.88s		ug/L s		99s	73s-132s
Bromodichloromethanes	10.0s	10.1s		ug/L s		101s	70s-130s
Ethylbenzenes	10.0s	9.83s		ug/L s		98s	75s-120s
1,2-Dibromoethanes	10.0s	9.76s		ug/L s		98s	75s-127s
m-Xylene & p-Xylenes	20.0s	19.6s		ug/L s		98s	75s-122s
2-Butanone (MEK)s	20.0s	19.7s		ug/L s		99s	45s-150s
4-Methyl-2-pentanone (MIBK)s	20.0s	19.0s		ug/L s		95s	59s-150s
Methylene Chlorides	10.0s	11.8s		ug/L s		118s	66s-118s
o-Xylenes	10.0s	9.71s		ug/L s		97s	75s-118s
Styrenes	10.0s	9.62s		ug/L s		96s	75s-130s
Tetrachloroethenes	10.0s	10.1s		ug/L s		101s	75s-129s
Toluenes	10.0s	9.93s		ug/L s		99s	75s-125s
trans-1,2-Dichloroethenes	10.0s	9.85s		ug/L s		99s	75s-134s
trans-1,3-Dichloropropenes	10.0s	10.0s		ug/L s		100s	74s-131s
Trichloroethenes	10.0s	9.11s		ug/L s		91s	67s-128s
Vinyl chlorides	10.0s	9.37s		ug/L s		94s	73s-134s
Dibromochloromethanes	10.0s	9.54s		ug/L s		95s	74s-145s

SurrogateR	*LCSR % RecoveryR*	*LCSR QualifierR*	*LimitsR*
1,2-Dichloroethane-d4 (Surr)2	*982*		*50 - 150*
4-Bromofluorobenzene (Surr)2	*1082*		*50 - 150*
Toluene-d8 (Surr)2	*1012*		*50 - 150*
Dibromofluoromethane (Surr)2	*96 2*		*50 - 1502*

Method: 8260B - Volatile Organic Compounds (GC/MS) (Continued)

Lab Sample ID: MRL 240-11929/30 MRL
Matrix: Water
Analysis Batch: 11929

Client Sample ID: Lab Control Sample
Prep Type: Total/NA

Analyte	Spike Added	MRL Result	MRL Qualifier	Unit	D	% Rec	% Rec. Limits
1,1,1-Trichloroethanes	1.00s	0.921s	Js	ug/L s		92s	70s - 130s
1,1,2,2-Tetrachloroethanes	1.00s	0.887s	Js	ug/L s		89s	70s - 130s
1,1,2-Trichloroethanes	1.00s	0.950s	Js	ug/L s		95s	70s - 130s
1,1-Dichloroethanes	1.00s	0.934s	Js	ug/L s		93s	70s - 130s
1,1-Dichloroethenes	1.00s	0.940s	Js	ug/L s		94s	70s - 130s
1,2-Dichloroethanes	1.00s	0.987s	Js	ug/L s		99s	70s - 130s
1,2-Dichloropropanes	1.00s	0.990s	Js	ug/L s		99s	70s - 130s
2-Hexanones	2.00s	1.54s	Js	ug/L s		77s	70s - 130s
Bromochloromethanes	1.00s	0.966s	Js	ug/L s		97s	70s - 130s
Acetones	2.00s	2.11s	Js	ug/L s		106s	70s - 130s
Benzenes	1.00s	0.988s	Js	ug/L s		99s	70s - 130s
Bromoforms	1.00s	1.07s		ug/L s		107s	70s - 130s
Bromomethanes	1.00s	1.22s		ug/L s		122s	70s - 130s
Carbon disulfides	1.00s	0.880s	Js	ug/L s		88s	70s - 130s
Carbon tetrachlorides	1.00s	0.900s	Js	ug/L s		90s	70s - 130s
Chlorobenzenes	1.00s	0.898s	Js	ug/L s		90s	70s - 130s
Chloroethanes	1.00s	1.09s		ug/L s		109s	70s - 130s
Chloroforms	1.00s	0.925s	Js	ug/L s		92s	70s - 130s
Chloromethanes	1.00s	1.10s		ug/L s		110s	70s - 130s
cis-1,2-Dichloroethenes	1.00s	0.984s	Js	ug/L s		98s	70s - 130s
cis-1,3-Dichloropropenes	1.00s	0.838s	Js	ug/L s		84s	70s - 130s
Bromodichloromethanes	1.00s	0.878s	Js	ug/L s		88s	70s - 130s
Ethylbenzenes	1.00s	0.875s	Js	ug/L s		88s	70s - 130s
1,2-Dibromoethanes	1.00s	0.894s	Js	ug/L s		89s	70s - 130s
m-Xylene & p-Xylenes	2.00s	1.67s	Js	ug/L s		84s	70s - 130s
2-Butanone (MEK)s	2.00s	2.32s	Js	ug/L s		116s	70s - 130s
4-Methyl-2-pentanone (MIBK)s	2.00s	1.79s	Js	ug/L s		90s	70s - 130s
Methylene Chlorides	1.00s	0.622s	J ^s	ug/L s		62s	70s - 130s
o-Xylenes	1.00s	0.875s	Js	ug/L s		87s	70s - 130s
Styrenes	1.00s	0.783s	Js	ug/L s		78s	70s - 130s
Tetrachloroethenes	1.00s	0.921s	Js	ug/L s		92s	70s - 130s
Toluenes	1.00s	0.962s	Js	ug/L s		96s	70s - 130s
trans-1,2-Dichloroethenes	1.00s	0.990s	Js	ug/L s		99s	70s - 130s
trans-1,3-Dichloropropenes	1.00s	0.802s	Js	ug/L s		80s	70s - 130s
Trichloroethenes	1.00s	0.956s	Js	ug/L s		96s	70s - 130s
Vinyl chlorides	1.00s	1.01s		ug/L s		101s	70s - 130s
Dibromochloromethanes	1.00s	1.0s	U ^s	ug/L s		0s	70s - 130s

SurrogateR	*MRLR % RecoveryR*	*MRLR QualifierR*	*LimitsR*
1,2-Dichloroethane-d4 (Surr)2	*93*	*2*	*50 - 150*
4-Bromofluorobenzene (Surr)2	*103*	*2*	*50 - 150*
Toluene-d8 (Surr)2	*1052*		*50 - 150*
Dibromofluoromethane (Surr)2	*942*		*50 - 150*

Method: 8260B - Volatile Organic Compounds (GC/MS) (Continued)

Lab Sample ID: MRL 240-11929/4 MRL
Matrix: Water
Analysis Batch: 11929

Client Sample ID: Lab Control Sample
Prep Type: Total/NA

Analyte	Spike Added	MRL Result	MRL Qualifier	Unit	D	% Rec	% Rec. Limits
1,1,1-Trichloroethanes	1.00s	1.02s		ug/L s		102s	70s - 130s
1,1,2,2-Tetrachloroethanes	1.00s	1.09s		ug/L s		109s	70s - 130s
1,1,2-Trichloroethanes	1.00s	1.11s		ug/L s		111s	70s - 130s
1,1-Dichloroethanes	1.00s	1.06s		ug/L s		106s	70s - 130s
1,1-Dichloroethenes	1.00s	0.980s	Js	ug/L s		98s	70s - 130s
1,2-Dichloroethanes	1.00s	1.05s		ug/L s		105s	70s - 130s
1,2-Dichloropropanes	1.00s	1.04s		ug/L s		104s	70s - 130s
2-Hexanones	2.00s	1.73s	Js	ug/L s		87s	70s - 130s
Bromochloromethanes	1.00s	1.02s		ug/L s		102s	70s - 130s
Acetones	2.00s	2.02s	Js	ug/L s		101s	70s - 130s
Benzenes	1.00s	1.06s		ug/L s		106s	70s - 130s
Bromoforms	1.00s	1.31s	^s	ug/L s		131s	70s - 130s
Bromomethanes	1.00s	1.31s	^s	ug/L s		131s	70s - 130s
Carbon disulfides	1.00s	0.984s	Js	ug/L s		98s	70s - 130s
Carbon tetrachlorides	1.00s	0.987s	Js	ug/L s		99s	70s - 130s
Chlorobenzenes	1.00s	1.09s		ug/L s		109s	70s - 130s
Chloroethanes	1.00s	0.969s	Js	ug/L s		97s	70s - 130s
Chloroforms	1.00s	1.03s		ug/L s		103s	70s - 130s
Chloromethanes	1.00s	1.07s		ug/L s		107s	70s - 130s
cis-1,2-Dichloroethenes	1.00s	1.06s		ug/L s		106s	70s - 130s
cis-1,3-Dichloropropenes	1.00s	1.07s		ug/L s		107s	70s - 130s
Bromodichloromethanes	1.00s	1.00s		ug/L s		100s	70s - 130s
Ethylbenzenes	1.00s	1.05s		ug/L s		105s	70s - 130s
1,2-Dibromoethanes	1.00s	1.08s		ug/L s		108s	70s - 130s
m-Xylene & p-Xylenes	2.00s	2.08s		ug/L s		104s	70s - 130s
2-Butanone (MEK)s	2.00s	2.99s	J ^s	ug/L s		150s	70s - 130s
4-Methyl-2-pentanone (MIBK)s	2.00s	2.11s	Js	ug/L s		106s	70s - 130s
Methylene Chlorides	1.00s	0.716s	Js	ug/L s		72s	70s - 130s
o-Xylenes	1.00s	1.02s		ug/L s		102s	70s - 130s
Styrenes	1.00s	0.961s	Js	ug/L s		96s	70s - 130s
Tetrachloroethenes	1.00s	1.07s		ug/L s		107s	70s - 130s
Toluenes	1.00s	1.08s		ug/L s		108s	70s - 130s
trans-1,2-Dichloroethenes	1.00s	1.03s		ug/L s		103s	70s - 130s
trans-1,3-Dichloropropenes	1.00s	1.00s		ug/L s		100s	70s - 130s
Trichloroethenes	1.00s	1.14s		ug/L s		114s	70s - 130s
Vinyl chlorides	1.00s	1.01s		ug/L s		101s	70s - 130s
Dibromochloromethanes	1.00s	0.969s	Js	ug/L s		97s	70s - 130s

SurrogateR	*MRLR % RecoveryR*	*MRLR QualifierR*	*LimitsR*
1,2-Dichloroethane-d4 (Surr)2	*942*		*50 - 150*
4-Bromofluorobenzene (Surr)2	*1052*		*50 - 150*
Toluene-d8 (Surr)2	*102*		*50 - 150*
Dibromofluoromethane (Surr)2	*96 2*		*50 - 150*

Method: 8260B - Volatile Organic Compounds (GC/MS) (Continued)

Lab Sample ID: MB 240-12008/6
Matrix: Water
Analysis Batch: 12008

Client Sample ID: Method Blank
Prep Type: Total/NA

Analyte	MB Result	MB Qualifier	RL	MDL	Unit	D	Prepared	Analyzed	Dil Fac
1,1,1-Trichloroethanes	1.0s	U	1.0s	0.22s	ug/L s			08/15/11 12:24s	1s
1,1,2,2-Tetrachloroethanes	1.0s	U	1.0s	0.18s	ug/L s			08/15/11 12:24s	1s
1,1,2-Trichloroethanes	1.0s	U	1.0s	0.27s	ug/L s			08/15/11 12:24s	1s
1,1-Dichloroethanes	1.0s	U	1.0s	0.15s	ug/L s			08/15/11 12:24s	1s
1,1-Dichloroethenes	1.0s	U	1.0s	0.19s	ug/L s			08/15/11 12:24s	1s
1,2-Dichloroethanes	1.0s	U	1.0s	0.22s	ug/L s			08/15/11 12:24s	1s
1,2-Dichloroethene, Totals	1.0s	U	1.0s	0.34s	ug/L s			08/15/11 12:24s	1s
1,2-Dichloropropanes	1.0s	U	1.0s	0.18s	ug/L s			08/15/11 12:24s	1s
2-Hexanones	10s	U	10s	0.41s	ug/L s			08/15/11 12:24s	1s
Bromochloromethanes	1.0s	U	1.0s	0.29s	ug/L s			08/15/11 12:24s	1s
Acetones	10s	U	10s	1.1s	ug/L s			08/15/11 12:24s	1s
Benzenes	1.0s	U	1.0s	0.13s	ug/L s			08/15/11 12:24s	1s
Bromoforms	1.0s	U	1.0s	0.64s	ug/L s			08/15/11 12:24s	1s
Bromomethanes	1.0s	U	1.0s	0.41s	ug/L s			08/15/11 12:24s	1s
Carbon disulfides	1.0s	U	1.0s	0.13s	ug/L s			08/15/11 12:24s	1s
Carbon tetrachlorides	1.0s	U	1.0s	0.13s	ug/L s			08/15/11 12:24s	1s
Chlorobenzenes	1.0s	U	1.0s	0.15s	ug/L s			08/15/11 12:24s	1s
Chloroethanes	1.0s	U	1.0s	0.29s	ug/L s			08/15/11 12:24s	1s
Chloroforms	1.0s	U	1.0s	0.16s	ug/L s			08/15/11 12:24s	1s
Chloromethanes	1.0s	U	1.0s	0.30s	ug/L s			08/15/11 12:24s	1s
cis-1,2-Dichloroethenes	1.0s	U	1.0s	0.17s	ug/L s			08/15/11 12:24s	1s
cis-1,3-Dichloropropenes	1.0s	U	1.0s	0.14s	ug/L s			08/15/11 12:24s	1s
Bromodichloromethanes	1.0s	U	1.0s	0.15s	ug/L s			08/15/11 12:24s	1s
Ethylbenzenes	1.0s	U	1.0s	0.17s	ug/L s			08/15/11 12:24s	1s
1,2-Dibromoethanes	1.0s	U	1.0s	0.24s	ug/L s			08/15/11 12:24s	1s
m-Xylene & p-Xylenes	2.0s	U	2.0s	0.24s	ug/L s			08/15/11 12:24s	1s
2-Butanone (MEK)s	10s	U	10s	0.57s	ug/L s			08/15/11 12:24s	1s
4-Methyl-2-pentanone (MIBK)s	10s	U	10s	0.32s	ug/L s			08/15/11 12:24s	1s
Methylene Chlorides	2.0s	U	2.0s	0.33s	ug/L s			08/15/11 12:24s	1s
o-Xylenes	1.0s	U	1.0s	0.14s	ug/L s			08/15/11 12:24s	1s
Styrenes	1.0s	U	1.0s	0.11s	ug/L s			08/15/11 12:24s	1s
Tetrachloroethenes	1.0s	U	1.0s	0.29s	ug/L s			08/15/11 12:24s	1s
Toluenes	1.0s	U	1.0s	0.13s	ug/L s			08/15/11 12:24s	1s
trans-1,2-Dichloroethenes	1.0s	U	1.0s	0.19s	ug/L s			08/15/11 12:24s	1s
trans-1,3-Dichloropropenes	1.0s	U	1.0s	0.19s	ug/L s			08/15/11 12:24s	1s
Trichloroethenes	1.0s	U	1.0s	0.17s	ug/L s			08/15/11 12:24s	1s
Vinyl chlorides	1.0s	U	1.0s	0.22s	ug/L s			08/15/11 12:24s	1s
Xylenes, Totals	2.0s	U	2.0s	0.28s	ug/L s			08/15/11 12:24s	1s
Dibromochloromethanes	1.0s	U	1.0s	0.18s	ug/L s			08/15/11 12:24s	1s

SurrogateR	*MBR % RecoveryR*	*MBR QualifierR*	*LimitsR*	*PreparedR*	*AnalyzedR*	*Dil FacR*
1,2-Dichloroethane-d4 (Surr)2	*96 2*		*50 - 1502*		*08/15/11 12:242*	*12*
4-Bromofluorobenzene (Surr)2	*1002*		*50 - 1502*		*08/15/11 12:242*	*12*
Toluene-d8 (Surr)2	*1002*		*50 - 1502*		*08/15/11 12:242*	*12*
Dibromofluoromethane (Surr)2	*942*		*50 - 1502*		*08/15/11 12:242*	*12*

Method: 8260B - Volatile Organic Compounds (GC/MS) (Continued)

Lab Sample ID: LCS 240-12008/5
Matrix: Water
Analysis Batch: 12008

Client Sample ID: Lab Control Sample
Prep Type: Total/NA

Analyte	Spike Added	LCS Result	LCS Qualifier	Unit	D	% Rec	% Rec. Limits
1,1,1-Trichloroethanes	10.0s	10.1s		ug/L s		101s	70s-127s
1,1,2,2-Tetrachloroethanes	10.0s	10.3s		ug/L s		103s	68s-129s
1,1,2-Trichloroethanes	10.0s	10.2s		ug/L s		102s	75s-136s
1,1-Dichloroethanes	10.0s	10.4s		ug/L s		104s	75s-133s
1,1-Dichloroethenes	10.0s	10.5s		ug/L s		105s	75s-125s
1,2-Dichloroethanes	10.0s	10.6s		ug/L s		106s	67s-132s
1,2-Dichloropropanes	10.0s	10.6s		ug/L s		106s	75s-127s
2-Hexanones	20.0s	16.0s		ug/L s		80s	53s-139s
Bromochloromethanes	10.0s	10.0s		ug/L s		100s	75s-127s
Acetones	20.0s	19.4s		ug/L s		97s	51s-157s
Benzenes	10.0s	10.4s		ug/L s		104s	75s-126s
Bromoforms	10.0s	8.78s		ug/L s		88s	72s-136s
Bromomethanes	10.0s	10.2s		ug/L s		102s	35s-153s
Carbon disulfides	10.0s	10.5s		ug/L s		105s	74s-123s
Carbon tetrachlorides	10.0s	10.7s		ug/L s		107s	71s-132s
Chlorobenzenes	10.0s	10.3s		ug/L s		103s	75s-127s
Chloroethanes	10.0s	9.82s		ug/L s		98s	72s-129s
Chloroforms	10.0s	10.3s		ug/L s		103s	74s-127s
Chloromethanes	10.0s	9.40s		ug/L s		94s	58s-135s
cis-1,2-Dichloroethenes	10.0s	10.0s		ug/L s		100s	73s-133s
cis-1,3-Dichloropropenes	10.0s	10.2s		ug/L s		102s	73s-132s
Bromodichloromethanes	10.0s	10.6s		ug/L s		106s	70s-130s
Ethylbenzenes	10.0s	10.3s		ug/L s		103s	75s-120s
1,2-Dibromoethanes	10.0s	10.1s		ug/L s		101s	75s-127s
m-Xylene & p-Xylenes	20.0s	20.2s		ug/L s		101s	75s-122s
2-Butanone (MEK)s	20.0s	18.8s		ug/L s		94s	45s-150s
4-Methyl-2-pentanone (MIBK)s	20.0s	18.6s		ug/L s		93s	59s-150s
Methylene Chlorides	10.0s	10.3s		ug/L s		103s	66s-118s
o-Xylenes	10.0s	10.1s		ug/L s		101s	75s-118s
Styrenes	10.0s	9.99s		ug/L s		100s	75s-130s
Tetrachloroethenes	10.0s	10.0s		ug/L s		100s	75s-129s
Toluenes	10.0s	10.4s		ug/L s		104s	75s-125s
trans-1,2-Dichloroethenes	10.0s	10.2s		ug/L s		102s	75s-134s
trans-1,3-Dichloropropenes	10.0s	10.3s		ug/L s		103s	74s-131s
Trichloroethenes	10.0s	9.62s		ug/L s		96s	67s-128s
Vinyl chlorides	10.0s	9.50s		ug/L s		95s	73s-134s
Dibromochloromethanes	10.0s	9.76s		ug/L s		98s	74s-145s

SurrogateR	*LCSR % RecoveryR*	*LCSR QualifierR*	*LimitsR*
1,2-Dichloroethane-d4 (Surr)2	*96 2*		*50 - 150*
4-Bromofluorobenzene (Surr)2	*1052*		*50 - 150*
Toluene-d8 (Surr)2	*1012*		*50 - 150*
Dibromofluoromethane (Surr)2	*96 2*		*50 - 1502*

Method: 8260B - Volatile Organic Compounds (GC/MS) (Continued)

Lab Sample ID: MRL 240-12008/29 MRL
Matrix: Water
Analysis Batch: 12008

Client Sample ID: Lab Control Sample
Prep Type: Total/NA

Analyte	Spike Added	MRL Result	MRL Qualifier	Unit	D	% Rec	% Rec. Limits
1,1,1-Trichloroethanes	1.00s	1.02s		ug/L s		102s	70s-130s
1,1,2,2-Tetrachloroethanes	1.00s	0.967s	Js	ug/L s		97s	70s-130s
1,1,2-Trichloroethanes	1.00s	1.06s		ug/L s		106s	70s-130s
1,1-Dichloroethanes	1.00s	1.11s		ug/L s		111s	70s-130s
1,1-Dichloroethenes	1.00s	1.08s		ug/L s		108s	70s-130s
1,2-Dichloroethanes	1.00s	1.18s		ug/L s		118s	70s-130s
1,2-Dichloropropanes	1.00s	1.16s		ug/L s		116s	70s-130s
2-Hexanones	2.00s	1.28s	J ^s	ug/L s		64s	70s-130s
Bromochloromethanes	1.00s	1.02s		ug/L s		102s	70s-130s
Acetones	2.00s	2.06s	Js	ug/L s		103s	70s-130s
Benzenes	1.00s	1.15s		ug/L s		115s	70s-130s
Bromoforms	1.00s	1.22s		ug/L s		122s	70s-130s
Bromomethanes	1.00s	1.07s		ug/L s		107s	70s-130s
Carbon disulfides	1.00s	1.03s		ug/L s		103s	70s-130s
Carbon tetrachlorides	1.00s	1.00s		ug/L s		100s	70s-130s
Chlorobenzenes	1.00s	1.06s		ug/L s		106s	70s-130s
Chloroethanes	1.00s	1.08s		ug/L s		108s	70s-130s
Chloroforms	1.00s	1.09s		ug/L s		109s	70s-130s
Chloromethanes	1.00s	1.14s		ug/L s		114s	70s-130s
cis-1,2-Dichloroethenes	1.00s	1.04s		ug/L s		104s	70s-130s
cis-1,3-Dichloropropenes	1.00s	0.981s	Js	ug/L s		98s	70s-130s
Bromodichloromethanes	1.00s	1.04s		ug/L s		104s	70s-130s
Ethylbenzenes	1.00s	1.03s		ug/L s		103s	70s-130s
1,2-Dibromoethanes	1.00s	0.990s	Js	ug/L s		99s	70s-130s
m-Xylene & p-Xylenes	2.00s	1.90s	Js	ug/L s		95s	70s-130s
2-Butanone (MEK)s	2.00s	2.25s	Js	ug/L s		113s	70s-130s
4-Methyl-2-pentanone (MIBK)s	2.00s	1.66s	Js	ug/L s		83s	70s-130s
Methylene Chlorides	1.00s	0.812s	Js	ug/L s		81s	70s-130s
o-Xylenes	1.00s	0.958s	Js	ug/L s		96s	70s-130s
Styrenes	1.00s	0.912s	Js	ug/L s		91s	70s-130s
Tetrachloroethenes	1.00s	1.15s		ug/L s		115s	70s-130s
Toluenes	1.00s	1.08s		ug/L s		108s	70s-130s
trans-1,2-Dichloroethenes	1.00s	1.06s		ug/L s		106s	70s-130s
trans-1,3-Dichloropropenes	1.00s	0.946s	Js	ug/L s		95s	70s-130s
Trichloroethenes	1.00s	1.23s		ug/L s		123s	70s-130s
Vinyl chlorides	1.00s	1.03s		ug/L s		103s	70s-130s
Dibromochloromethanes	1.00s	0.916s	Js	ug/L s		92s	70s-130s

SurrogateR	*MRLR % RecoveryR*	*MRLR QualifierR*	*LimitsR*
1,2-Dichloroethane-d4 (Surr)2	*96 2*		*50 - 150*
4-Bromofluorobenzene (Surr)2	*1012*		*50 - 150*
Toluene-d8 (Surr)2	*102*		*50 - 150*
Dibromofluoromethane (Surr)2	*96 2*		*50 - 1502*

Method: 8260B - Volatile Organic Compounds (GC/MS) (Continued)

Lab Sample ID: MRL 240-12008/4 MRL
Matrix: Water
Analysis Batch: 12008

Client Sample ID: Lab Control Sample
Prep Type: Total/NA

Analyte	Spike Added	MRL Result	MRL Qualifier	Unit	D	% Rec	% Rec. Limits
1,1,1-Trichloroethanes	1.00s	1.00s		ug/L s		100s	70s-130s
1,1,2,2-Tetrachloroethanes	1.00s	1.04s		ug/L s		104s	70s-130s
1,1,2-Trichloroethanes	1.00s	1.08s		ug/L s		108s	70s-130s
1,1-Dichloroethanes	1.00s	0.985s	Js	ug/L s		99s	70s-130s
1,1-Dichloroethenes	1.00s	1.08s		ug/L s		108s	70s-130s
1,2-Dichloroethanes	1.00s	1.00s		ug/L s		100s	70s-130s
1,2-Dichloropropanes	1.00s	0.948s	Js	ug/L s		95s	70s-130s
2-Hexanones	2.00s	1.73s	Js	ug/L s		87s	70s-130s
Bromochloromethanes	1.00s	0.929s	Js	ug/L s		93s	70s-130s
Acetones	2.00s	2.65s	J ^s	ug/L s		133s	70s-130s
Benzenes	1.00s	1.05s		ug/L s		105s	70s-130s
Bromoforms	1.00s	1.22s		ug/L s		122s	70s-130s
Bromomethanes	1.00s	1.12s		ug/L s		112s	70s-130s
Carbon disulfides	1.00s	0.972s	Js	ug/L s		97s	70s-130s
Carbon tetrachlorides	1.00s	1.00s		ug/L s		100s	70s-130s
Chlorobenzenes	1.00s	1.04s		ug/L s		104s	70s-130s
Chloroethanes	1.00s	0.963s	Js	ug/L s		96s	70s-130s
Chloroforms	1.00s	0.954s	Js	ug/L s		95s	70s-130s
Chloromethanes	1.00s	1.11s		ug/L s		111s	70s-130s
cis-1,2-Dichloroethenes	1.00s	1.02s		ug/L s		102s	70s-130s
cis-1,3-Dichloropropenes	1.00s	0.939s	Js	ug/L s		94s	70s-130s
Bromodichloromethanes	1.00s	1.01s		ug/L s		101s	70s-130s
Ethylbenzenes	1.00s	0.975s	Js	ug/L s		97s	70s-130s
1,2-Dibromoethanes	1.00s	0.985s	Js	ug/L s		99s	70s-130s
m-Xylene & p-Xylenes	2.00s	1.99s	Js	ug/L s		100s	70s-130s
2-Butanone (MEK)s	2.00s	2.92s	J ^s	ug/L s		146s	70s-130s
4-Methyl-2-pentanone (MIBK)s	2.00s	1.90s	Js	ug/L s		95s	70s-130s
Methylene Chlorides	1.00s	0.785s	Js	ug/L s		79s	70s-130s
o-Xylenes	1.00s	1.00s		ug/L s		100s	70s-130s
Styrenes	1.00s	0.858s	Js	ug/L s		86s	70s-130s
Tetrachloroethenes	1.00s	1.02s		ug/L s		102s	70s-130s
Toluenes	1.00s	1.07s		ug/L s		107s	70s-130s
trans-1,2-Dichloroethenes	1.00s	0.990s	Js	ug/L s		99s	70s-130s
trans-1,3-Dichloropropenes	1.00s	0.990s	Js	ug/L s		99s	70s-130s
Trichloroethenes	1.00s	1.13s		ug/L s		113s	70s-130s
Vinyl chlorides	1.00s	1.07s		ug/L s		107s	70s-130s
Dibromochloromethanes	1.00s	0.906s	Js	ug/L s		91s	70s-130s

SurrogateR	*MRLR % RecoveryR*	*MRLR QualifierR*	*LimitsR*
1,2-Dichloroethane-d4 (Surr)2	*93 2*		*50 - 150*
4-Bromofluorobenzene (Surr)2	*103 2*		*50 - 150*
Toluene-d8 (Surr)2	*103 2*		*50 - 150*
Dibromofluoromethane (Surr)2	*952*		*50 - 1502*

Method: 8260B - Volatile Organic Compounds (GC/MS) (Continued)

Lab Sample ID: 240-2444-11 MS
Matrix: Water
Analysis Batch: 12008

Client Sample ID: FWGLL2mw-265C-1772-GW
Prep Type: Total/NA

Analyte	Sample Result	Sample Qualifier	Spike Added	MS Result	MS Qualifier	Unit	D	% Rec	% Rec. Limits
1,1,1-Trichloroethanes	1.0s	Us	10.0s	9.98s		ug/L s		100s	70s-130s
1,1,2,2-Tetrachloroethanes	1.0s	Us	10.0s	10.7s		ug/L s		107s	70s-130s
1,1,2-Trichloroethanes	1.0s	Us	10.0s	10.1s		ug/L s		101s	70s-130s
1,1-Dichloroethanes	1.0s	Us	10.0s	10.2s		ug/L s		102s	70s-130s
1,1-Dichloroethenes	1.0s	Us	10.0s	10.4s		ug/L s		104s	70s-130s
1,2-Dichloroethanes	1.0s	Us	10.0s	10.4s		ug/L s		104s	70s-130s
1,2-Dichloropropanes	1.0s	Us	10.0s	10.6s		ug/L s		106s	70s-130s
2-Hexanones	10s	Us	20.0s	17.1s		ug/L s		86s	70s-130s
Bromochloromethanes	1.0s	Us	10.0s	10.2s		ug/L s		102s	70s-130s
Acetones	2.4s	Js	20.0s	19.6s		ug/L s		86s	70s-130s
Benzenes	1.0s	Us	10.0s	10.2s		ug/L s		102s	70s-130s
Bromoforms	1.0s	Us	10.0s	8.60s		ug/L s		86s	70s-130s
Bromomethanes	1.0s	Us	10.0s	9.74s		ug/L s		97s	70s-130s
Carbon disulfides	1.0s	Us	10.0s	10.1s		ug/L s		101s	70s-130s
Carbon tetrachlorides	1.0s	Us	10.0s	10.6s		ug/L s		106s	70s-130s
Chlorobenzenes	1.0s	Us	10.0s	10.1s		ug/L s		101s	70s-130s
Chloroethanes	1.0s	Us	10.0s	9.27s		ug/L s		93s	70s-130s
Chloroforms	1.0s	Us	10.0s	10.2s		ug/L s		102s	70s-130s
Chloromethanes	1.0s	Us	10.0s	8.66s		ug/L s		87s	70s-130s
cis-1,2-Dichloroethenes	1.0s	Us	10.0s	9.89s		ug/L s		99s	70s-130s
cis-1,3-Dichloropropenes	1.0s	Us	10.0s	9.97s		ug/L s		100s	70s-130s
Bromodichloromethanes	1.0s	Us	10.0s	10.2s		ug/L s		102s	70s-130s
Ethylbenzenes	1.0s	Us	10.0s	10.2s		ug/L s		102s	70s-130s
1,2-Dibromoethanes	1.0s	Us	10.0s	9.95s		ug/L s		100s	70s-130s
m-Xylene & p-Xylenes	2.0s	Us	20.0s	19.7s		ug/L s		99s	70s-130s
2-Butanone (MEK)s	10s	Us	20.0s	19.8s		ug/L s		99s	70s-130s
4-Methyl-2-pentanone (MIBK)s	10s	Us	20.0s	19.5s		ug/L s		98s	70s-130s
Methylene Chlorides	2.0s	Us	10.0s	9.27s		ug/L s		93s	70s-130s
o-Xylenes	1.0s	Us	10.0s	9.92s		ug/L s		99s	70s-130s
Styrenes	1.0s	Us	10.0s	9.96s		ug/L s		100s	70s-130s
Tetrachloroethenes	1.0s	Us	10.0s	9.76s		ug/L s		98s	70s-130s
Toluenes	1.0s	Us	10.0s	10.2s		ug/L s		102s	70s-130s
trans-1,2-Dichloroethenes	1.0s	Us	10.0s	10.1s		ug/L s		101s	70s-130s
trans-1,3-Dichloropropenes	1.0s	Us	10.0s	10.2s		ug/L s		102s	70s-130s
Trichloroethenes	0.22s	Js	10.0s	9.18s		ug/L s		90s	70s-130s
Vinyl chlorides	1.0s	Us	10.0s	9.35s		ug/L s		94s	70s-130s
Dibromochloromethanes	1.0s	Us	10.0s	9.67s		ug/L s		97s	70s-130s

SurrogateR	*MSR % RecoveryR*	*MSR QualifierR*	*LimitsR*
1,2-Dichloroethane-d4 (Surr)2	*982*		*50 - 150*
4-Bromofluorobenzene (Surr)2	*107 2*		*50 - 150*
Toluene-d8 (Surr)2	*1042*		*50 - 150*
Dibromofluoromethane (Surr)2	*96 2*		*50 - 1502*

Method: 8260B - Volatile Organic Compounds (GC/MS) (Continued)

Lab Sample ID: 240-2444-11 MSD
Matrix: Water
Analysis Batch: 12008

Client Sample ID: FWGLL2mw-265C-1772-GW
Prep Type: Total/NA

Analyte	Sample Result	Sample Qualifier	Spike Added	MSD Result	MSD Qualifier	Unit	D	% Rec	% Rec. Limits	RPD	RPD Limit
1,1,1-Trichloroethanes	1.0s	Us	10.0s	10.0s		ug/L s		100s	70s-130s	0s	30s
1,1,2,2-Tetrachloroethanes	1.0s	Us	10.0s	10.8s		ug/L s		108s	70s-130s	1s	30s
1,1,2-Trichloroethanes	1.0s	Us	10.0s	10.5s		ug/L s		105s	70s-130s	4s	30s
1,1-Dichloroethanes	1.0s	Us	10.0s	10.5s		ug/L s		105s	70s-130s	3s	30s
1,1-Dichloroethenes	1.0s	Us	10.0s	10.8s		ug/L s		108s	70s-130s	4s	30s
1,2-Dichloroethanes	1.0s	Us	10.0s	10.7s		ug/L s		107s	70s-130s	3s	30s
1,2-Dichloropropanes	1.0s	Us	10.0s	10.7s		ug/L s		107s	70s-130s	1s	30s
2-Hexanones	10s	Us	20.0s	18.4s		ug/L s		92s	70 - 130s	7s	30s
Bromochloromethanes	1.0s	Us	10.0s	10.1s		ug/L s		101s	70s-130s	1s	30s
Acetones	2.4s	Js	20.0s	20.0s		ug/L s		88s	70 - 130s	2s	30s
Benzenes	1.0s	Us	10.0s	10.5s		ug/L s		105s	70s-130s	3s	30s
Bromoforms	1.0s	Us	10.0s	9.02s		ug/L s		90s	70 - 130s	5s	30s
Bromomethanes	1.0s	Us	10.0s	8.82s		ug/L s		88s	70s-130s	10s	30s
Carbon disulfides	1.0s	Us	10.0s	10.4s		ug/L s		104s	70s-130s	3s	30s
Carbon tetrachlorides	1.0s	Us	10.0s	11.0s		ug/L s		110s	70s-130s	4s	30s
Chlorobenzenes	1.0s	Us	10.0s	10.2s		ug/L s		102s	70s-130s	1s	30s
Chloroethanes	1.0s	Us	10.0s	9.14s		ug/L s		91s	70 - 130s	1s	30s
Chloroforms	1.0s	Us	10.0s	10.4s		ug/L s		104s	70s-130s	2s	30s
Chloromethanes	1.0s	Us	10.0s	9.58s		ug/L s		96s	70s-130s	10s	30s
cis-1,2-Dichloroethenes	1.0s	Us	10.0s	10.3s		ug/L s		103s	70s-130s	4s	30s
cis-1,3-Dichloropropenes	1.0s	Us	10.0s	10.3s		ug/L s		103s	70s-130s	3s	30s
Bromodichloromethanes	1.0s	Us	10.0s	10.6s		ug/L s		106s	70s-130s	4s	30s
Ethylbenzenes	1.0s	Us	10.0s	10.3s		ug/L s		103s	70s-130s	1s	30s
1,2-Dibromoethanes	1.0s	Us	10.0s	10.4s		ug/L s		104s	70s-130s	4s	30s
m-Xylene & p-Xylenes	2.0s	Us	20.0s	20.4s		ug/L s		102s	70s-130s	3s	30s
2-Butanone (MEK)s	10s	Us	20.0s	20.7s		ug/L s		104s	70s-130s	4s	30s
4-Methyl-2-pentanone (MIBK)s	10s	Us	20.0s	20.5s		ug/L s		103s	70s-130s	5s	30s
Methylene Chlorides	2.0s	Us	10.0s	9.53s		ug/L s		95s	70 - 130s	3s	30s
o-Xylenes	1.0s	Us	10.0s	10.2s		ug/L s		102s	70s-130s	3s	30s
Styrenes	1.0s	Us	10.0s	10.3s		ug/L s		103s	70s-130s	3s	30s
Tetrachloroethenes	1.0s	Us	10.0s	10.2s		ug/L s		102s	70s-130s	4s	30s
Toluenes	1.0s	Us	10.0s	10.4s		ug/L s		104s	70s-130s	2s	30s
trans-1,2-Dichloroethenes	1.0s	Us	10.0s	10.3s		ug/L s		103s	70s-130s	2s	30s
trans-1,3-Dichloropropenes	1.0s	Us	10.0s	10.5s		ug/L s		105s	70s-130s	3s	30s
Trichloroethenes	0.22s	Js	10.0s	9.47s		ug/L s		92s	70 - 130s	3s	30s
Vinyl chlorides	1.0s	Us	10.0s	9.82s		ug/L s		98s	70 - 130s	5s	30s
Dibromochloromethanes	1.0s	Us	10.0s	9.89s		ug/L s		99s	70 - 130s	2s	30s

SurrogateR	*MSDR % RecoveryR*	*MSDR QualifierR*	*LimitsR*
1,2-Dichloroethane-d4 (Surr)2	*952*		*50 - 150*
4-Bromofluorobenzene (Surr)2	*106 2*		*50 - 150*
Toluene-d8 (Surr)2	*1012*		*50 - 150*
Dibromofluoromethane (Surr)2	*942*		*50 - 150*

Client: Environmental Quality Mgt., Inc.s
Project/Site: RVAAP (OH)s

TestAmerica Job ID: 240-2444-1s

Method: 8270C - Semivolatile Organic Compounds (GC/MS)

Lab Sample ID: MB 240-10816/1-A
Matrix: Water
Analysis Batch: 11472

Client Sample ID: Method Blank
Prep Type: Total/NA
Prep Batch: 10816

Analyte	MB Result	MB Qualifier	RL	MDL	Unit	D	Prepared	Analyzed	Dil Fac
2,2'-oxybis[1-chloropropane] s	1.0s	U	1.0s	0.40s	ug/L s		08/04/11 09:06s	08/10/11 12:03s	1s
2,4,5-Trichlorophenols	5.0s	U	5.0s	0.30s	ug/L s		08/04/11 09:06s	08/10/11 12:03s	1s
2,4,6-Trichlorophenols	5.0s	U	5.0s	0.80s	ug/L s		08/04/11 09:06s	08/10/11 12:03s	1s
2,4-Dichlorophenols	2.0s	U	2.0s	0.80s	ug/L s		08/04/11 09:06s	08/10/11 12:03s	1s
2,4-Dimethylphenols	2.0s	U	2.0s	0.80s	ug/L s		08/04/11 09:06s	08/10/11 12:03s	1s
2,4-Dinitrophenols	5.0s	U	5.0s	2.4s	ug/L s		08/04/11 09:06s	08/10/11 12:03s	1s
2,4-Dinitrotoluenes	5.0s	U	5.0s	0.27s	ug/L s		08/04/11 09:06s	08/10/11 12:03s	1s
2,6-Dinitrotoluenes	5.0s	U	5.0s	0.80s	ug/L s		08/04/11 09:06s	08/10/11 12:03s	1s
2-Chloronaphthalenes	1.0s	U	1.0s	0.10s	ug/L s		08/04/11 09:06s	08/10/11 12:03s	1s
2-Chlorophenols	1.0s	U	1.0s	0.29s	ug/L s		08/04/11 09:06s	08/10/11 12:03s	1s
Benzoic acid s	10s	U	10s	10s	ug/L s		08/04/11 09:06s	08/10/11 12:03s	1s
2-Methylnaphthalenes	0.20s	U	0.20s	0.10s	ug/L s		08/04/11 09:06s	08/10/11 12:03s	1s
2-Methylphenols	1.0s	U	1.0s	0.80s	ug/L s		08/04/11 09:06s	08/10/11 12:03s	1s
2-Nitroanilines	2.0s	U	2.0s	0.80s	ug/L s		08/04/11 09:06s	08/10/11 12:03s	1s
Benzyl alcohols	5.0s	U	5.0s	0.38s	ug/L s		08/04/11 09:06s	08/10/11 12:03s	1s
2-Nitrophenols	2.0s	U	2.0s	0.28s	ug/L s		08/04/11 09:06s	08/10/11 12:03s	1s
3,3'-Dichlorobenzidines	5.0s	Us	5.0s	0.37s	ug/L s		08/04/11 09:06s	08/10/11 12:03s	1
3-Nitroanilines	2.0s	U	2.0s	0.28s	ug/L s		08/04/11 09:06s	08/10/11 12:03s	1s
4,6-Dinitro-2-methylphenols	5.0s	U	5.0s	2.4s	ug/L s		08/04/11 09:06s	08/10/11 12:03s	1s
4-Bromophenyl phenyl ethers	2.0s	U	2.0s	0.80s	ug/L s		08/04/11 09:06s	08/10/11 12:03s	1s
4-Chloro-3-methylphenols	2.0s	U	2.0s	0.80s	ug/L s		08/04/11 09:06s	08/10/11 12:03s	1s
4-Chloroanilines	2.0s	U	2.0s	0.80s	ug/L s		08/04/11 09:06s	08/10/11 12:03s	1s
4-Chlorophenyl phenyl ethers	2.0s	U	2.0s	0.30s	ug/L s		08/04/11 09:06s	08/10/11 12:03s	1s
4-Nitroanilines	2.0s	U	2.0s	0.80s	ug/L s		08/04/11 09:06s	08/10/11 12:03s	1s
4-Nitrophenols	5.0s	U	5.0s	2.4s	ug/L s		08/04/11 09:06s	08/10/11 12:03s	1s
Acenaphthenes	0.20s	U	0.20s	0.10s	ug/L s		08/04/11 09:06s	08/10/11 12:03s	1s
Acenaphthylenes	0.20s	U	0.20s	0.10s	ug/L s		08/04/11 09:06s	08/10/11 12:03s	1s
Anthracenes	0.20s	U	0.20s	0.10s	ug/L s		08/04/11 09:06s	08/10/11 12:03s	1s
Benzo[a]anthracenes	0.20s	U	0.20s	0.10s	ug/L s		08/04/11 09:06s	08/10/11 12:03s	1s
Benzo[a]pyrenes	0.20s	U	0.20s	0.10s	ug/L s		08/04/11 09:06s	08/10/11 12:03s	1s
Benzo[b]fluoranthenes	0.20s	U	0.20s	0.10s	ug/L s		08/04/11 09:06s	08/10/11 12:03s	1s
Benzo[g,h,i]perylenes	0.20s	U	0.20s	0.10s	ug/L s		08/04/11 09:06s	08/10/11 12:03s	1s
Benzo[k]fluoranthenes	0.20s	U	0.20s	0.10s	ug/L s		08/04/11 09:06s	08/10/11 12:03s	1s
Bis(2-chloroethoxy)methanes	1.0s	U	1.0s	0.32s	ug/L s		08/04/11 09:06s	08/10/11 12:03s	1s
Bis(2-chloroethyl)ethers	1.0s	U	1.0s	0.10s	ug/L s		08/04/11 09:06s	08/10/11 12:03s	1s
Bis(2-ethylhexyl) phthalates	10s	U	10s	0.80s	ug/L s		08/04/11 09:06s	08/10/11 12:03s	1s
Butyl benzyl phthalates	1.0s	U	1.0s	0.80s	ug/L s		08/04/11 09:06s	08/10/11 12:03s	1s
Carbazoles	1.0s	U	1.0s	0.28s	ug/L s		08/04/11 09:06s	08/10/11 12:03s	1s
1,2-Dichlorobenzenes	1.0s	U	1.0s	0.29s	ug/L s		08/04/11 09:06s	08/10/11 12:03s	1s
Chrysenes	0.20s	U	0.20s	0.10s	ug/L s		08/04/11 09:06s	08/10/11 12:03s	1s
1,3-Dichlorobenzenes	1.0s	U	1.0s	0.80s	ug/L s		08/04/11 09:06s	08/10/11 12:03s	1s
Dibenz(a,h)anthracenes	0.20s	U	0.20s	0.10s	ug/L s		08/04/11 09:06s	08/10/11 12:03s	1s
1,4-Dichlorobenzenes	1.0s	U	1.0s	0.34s	ug/L s		08/04/11 09:06s	08/10/11 12:03s	1s
Dibenzofurans	1.0s	U	1.0s	0.10s	ug/L s		08/04/11 09:06s	08/10/11 12:03s	1s
Diethyl phthalates	1.0s	U	1.0s	0.60s	ug/L s		08/04/11 09:06s	08/10/11 12:03s	1s
Dimethyl phthalates	1.0s	U	1.0s	0.29s	ug/L s		08/04/11 09:06s	08/10/11 12:03s	1s
Di-n-butyl phthalates	1.0s	U	1.0s	0.67s	ug/L s		08/04/11 09:06s	08/10/11 12:03s	1s
Di-n-octyl phthalates	1.0s	U	1.0s	0.80s	ug/L s		08/04/11 09:06s	08/10/11 12:03s	1s
Fluoranthenes	0.20s	U	0.20s	0.10s	ug/L s		08/04/11 09:06s	08/10/11 12:03s	1s

Method: 8270C - Semivolatile Organic Compounds (GC/MS) (Continued)

Lab Sample ID: MB 240-10816/1-A
Matrix: Water
Analysis Batch: 11472

Client Sample ID: Method Blank
Prep Type: Total/NA
Prep Batch: 10816

Analyte	MB Result	MB Qualifier	RL	MDL	Unit	D	Prepared	Analyzed	Dil Fac
Fluorenes	0.20s	Us	0.20s	0.10s	ug/L s		08/04/11 09:06s	08/10/11 12:03s	1s
Hexachlorobenzenes	0.20s	Us	0.20s	0.10s	ug/L s		08/04/11 09:06s	08/10/11 12:03s	1s
Hexachlorobutadienes	1.0s	Us	1.0s	0.27s	ug/L s		08/04/11 09:06s	08/10/11 12:03s	1s
Hexachlorocyclopentadienes	10s	Us	10s	0.80s	ug/L s		08/04/11 09:06s	08/10/11 12:03s	1s
Hexachloroethanes	1.0s	Us	1.0s	0.80s	ug/L s		08/04/11 09:06s	08/10/11 12:03s	1s
Indeno[1,2,3-cd]pyrenes	0.20s	Us	0.20s	0.10s	ug/L s		08/04/11 09:06s	08/10/11 12:03s	1s
Isophorones	1.0s	Us	1.0s	0.27s	ug/L s		08/04/11 09:06s	08/10/11 12:03s	1s
Naphthalenes	0.20s	Us	0.20s	0.10s	ug/L s		08/04/11 09:06s	08/10/11 12:03s	1s
Nitrobenzenes	1.0s	Us	1.0s	0.040s	ug/L s		08/04/11 09:06s	08/10/11 12:03s	1s
N-Nitrosodi-n-propylamines	1.0s	Us	1.0s	0.80s	ug/L s		08/04/11 09:06s	08/10/11 12:03s	1s
N-Nitrosodiphenylamines	1.0s	Us	1.0s	0.31s	ug/L s		08/04/11 09:06s	08/10/11 12:03s	1s
Pentachlorophenols	5.0s	Us	5.0s	2.4s	ug/L s		08/04/11 09:06s	08/10/11 12:03s	1s
Phenols	1.0s	Us	1.0s	0.60s	ug/L s		08/04/11 09:06s	08/10/11 12:03s	1s
Phenanthrenes	0.20s	Us	0.20s	0.10s	ug/L s		08/04/11 09:06s	08/10/11 12:03s	1s
Pyrenes	0.20s	Us	0.20s	0.10s	ug/L s		08/04/11 09:06s	08/10/11 12:03s	1s
3 & 4 Methylphenols	1.0s	Us	1.0s	0.75s	ug/L s		08/04/11 09:06s	08/10/11 12:03s	1s
1,2,4-Trichlorobenzenes	1.0s	Us	1.0s	0.28s	ug/L s		08/04/11 09:06s	08/10/11 12:03s	1s

SurrogateR	*MBR % RecoveryR*	*MBR QualifierR*	*LimitsR*	*PreparedR*	*AnalyzedR*	*Dil FacR*
-Fluorobiphenyl (Surr)2	*57 2*		*50 - 1502*	*08/04/11 09:06 2*	*08/10/11 12:03 2*	*12*
-Fluorophenol (Surr)2	*66 2*		*50 - 1502*	*08/04/11 09:06 2*	*08/10/11 12:03 2*	*12*
,4,6-Tribromophenol (Surr)2	*56 2*		*50 - 1502*	*08/04/11 09:06 2*	*08/10/11 12:03 2*	*12*
Nitrobenzene-d5 (Surr)2	*63 2*		*50 - 1502*	*08/04/11 09:06 2*	*08/10/11 12:03 2*	*12*
Phenol-d5 (Surr)2	*652*		*50 - 1502*	*08/04/11 09:06 2*	*08/10/11 12:03 2*	*12*
Terphenyl-d14 (Surr)2	*682*		*50 - 1502*	*08/04/11 09:06 2*	*08/10/11 12:03 2*	*12*

Lab Sample ID: LCS 240-10816/2-A
Matrix: Water
Analysis Batch: 11472

Client Sample ID: Lab Control Sample
Prep Type: Total/NA
Prep Batch: 10816

Analyte	Spike Added	LCS Result	LCS Qualifier	Unit	D	% Rec	% Rec. Limits
2,2'-oxybis[1-chloropropane] s	20.0s	16.3s		ug/L s		81s	50s - 150s
2,4,5-Trichlorophenols	20.0s	14.1s		ug/L s		71s	36s - 135s
2,4,6-Trichlorophenols	20.0s	14.2s		ug/L s		71s	39s - 115s
2,4-Dichlorophenols	20.0s	15.3s		ug/L s		77s	34s - 115s
2,4-Dimethylphenols	20.0s	12.1s		ug/L s		61s	31s - 120s
2,4-Dinitrophenols	20.0s	10.2s		ug/L s		51s	29s - 146s
2,4-Dinitrotoluenes	20.0s	15.1s		ug/L s		76s	34s - 151s
2,6-Dinitrotoluenes	20.0s	15.8s		ug/L s		79s	43s - 122s
2-Chloronaphthalenes	20.0s	13.8s		ug/L s		69s	35s - 115s
2-Chlorophenols	20.0s	15.9s		ug/L s		79s	30s - 120s
Benzoic acid s	20.0s	10s	U *s	ug/L s		26s	30s - 136s
2-Methylnaphthalenes	20.0s	17.5s		ug/L s		88s	32s - 115s
2-Methylphenols	20.0s	14.8s		ug/L s		74s	30s - 116s
2-Nitroanilines	20.0s	14.5s		ug/L s		72s	36s - 140s
Benzyl alcohols	20.0s	16.3s		ug/L s		81s	29s - 115s
2-Nitrophenols	20.0s	15.6s		ug/L s		78s	33s - 115s
3,3'-Dichlorobenzidines	20.0s	9.60s		ug/L s		48s	30s - 160s
3-Nitroanilines	20.0s	14.0s		ug/L s		70s	30s - 138s

Method: 8270C - Semivolatile Organic Compounds (GC/MS) (Continued)

Lab Sample ID: LCS 240-10816/2-A
Matrix: Water
Analysis Batch: 11472

Client Sample ID: Lab Control Sample
Prep Type: Total/NA
Prep Batch: 10816

Analyte	Spike Added	LCS Result	LCS Qualifier	Unit	D	% Rec	% Rec. Limits
4,6-Dinitro-2-methylphenols	20.0s	13.7s		ug/L s		69s	42s-144s
4-Bromophenyl phenyl ethers	20.0s	14.5s		ug/L s		72s	43s-118s
4-Chloro-3-methylphenols	20.0s	15.0s		ug/L s		75s	31s-121s
4-Chloroanilines	20.0s	13.6s		ug/L s		68s	30s-133s
4-Chlorophenyl phenyl ethers	20.0s	14.6s		ug/L s		73s	40s-115s
4-Nitroanilines	20.0s	14.7s		ug/L s		73s	30s-140s
4-Nitrophenols	20.0s	14.6s		ug/L s		73s	30s-138s
Acenaphthenes	20.0s	13.7s		ug/L s		68s	31s-120s
Acenaphthylenes	20.0s	14.1s		ug/L s		70s	37s-115s
Anthracenes	20.0s	14.0s		ug/L s		70s	45s-118s
Benzo[a]anthracenes	20.0s	13.3s		ug/L s		67s	43s-138s
Benzo[a]pyrenes	20.0s	11.9s		ug/L s		60s	38s-144s
Benzo[b]fluoranthenes	20.0s	14.6s		ug/L s		73s	31s-146s
Benzo[g,h,i]perylenes	20.0s	14.4s		ug/L s		72s	35s-129s
Benzo[k]fluoranthenes	20.0s	13.3s		ug/L s		67s	40s-127s
Bis(2-chloroethoxy)methanes	20.0s	15.5s		ug/L s		78s	30s-115s
Bis(2-chloroethyl)ethers	20.0s	15.7s		ug/L s		79s	30s-115s
Bis(2-ethylhexyl) phthalates	20.0s	15.9s		ug/L s		80s	30s-154s
Butyl benzyl phthalates	20.0s	14.0s		ug/L s		70s	37s-136s
Carbazoles	20.0s	14.0s		ug/L s		70s	49s-126s
1,2-Dichlorobenzenes	20.0s	15.2s		ug/L s		76s	30s-120s
Chrysenes	20.0s	13.7s		ug/L s		69s	42s-142s
1,3-Dichlorobenzenes	20.0s	14.5s		ug/L s		73s	30s-120s
Dibenz(a,h)anthracenes	20.0s	14.6s		ug/L s		73s	38s-130s
1,4-Dichlorobenzenes	20.0s	14.6s		ug/L s		73s	30s-115s
Dibenzofurans	20.0s	13.9s		ug/L s		70s	40s-115s
Diethyl phthalates	20.0s	14.6s		ug/L s		73s	43s-132s
Dimethyl phthalates	20.0s	14.6s		ug/L s		73s	42s-116s
Di-n-butyl phthalates	20.0s	14.8s		ug/L s		74s	46s-123s
Di-n-octyl phthalates	20.0s	13.6s		ug/L s		68s	36s-151s
Fluoranthenes	20.0s	14.8s		ug/L s		74s	47s-132s
Fluorenes	20.0s	14.3s		ug/L s		71s	41s-115s
Hexachlorobenzenes	20.0s	13.7s		ug/L s		69s	42s-123s
Hexachlorobutadienes	20.0s	14.0s		ug/L s		70s	30s-120s
Hexachlorocyclopentadienes	20.0s	6.92s	Js	ug/L s		35s	30s-115s
Hexachloroethanes	20.0s	14.2s		ug/L s		71s	30s-120s
Indeno[1,2,3-cd]pyrenes	20.0s	14.4s		ug/L s		72s	37s-130s
Isophorones	20.0s	15.2s		ug/L s		76s	33s-115s
Naphthalenes	20.0s	14.6s		ug/L s		73s	30s-119s
Nitrobenzenes	20.0s	15.9s		ug/L s		80s	31s-115s
N-Nitrosodi-n-propylamines	20.0s	16.3s		ug/L s		81s	30s-132s
N-Nitrosodiphenylamines	20.0s	13.3s		ug/L s		67s	35s-124s
Pentachlorophenols	20.0s	13.5s		ug/L s		67s	30s-150s
Phenols	20.0s	16.2s		ug/L s		81s	30s-115s
Phenanthrenes	20.0s	13.8s		ug/L s		69s	45s-117s
Pyrenes	20.0s	13.4s		ug/L s		67s	35s-139s
3 & 4 Methylphenols	40.0s	31.6s		ug/L s		79s	31s-115s
1,2,4-Trichlorobenzenes	20.0s	14.3s		ug/L s		72s	30s-120s

Method: 8270C - Semivolatile Organic Compounds (GC/MS) (Continued)

Lab Sample ID: LCS 240-10816/2-A
Matrix: Water
Analysis Batch: 11472

Client Sample ID: Lab Control Sample
Prep Type: Total/NA
Prep Batch: 10816

SurrogateR	LCSR % RecoveryR	LCSR QualifierR	LimitsR
-Fluorobiphenyl (Surr)2	682		50 - 1502
-Fluorophenol (Surr)2	802		50 - 1502
,4,6-Tribromophenol (Surr)2	73 2		50 - 1502
Nitrobenzene-d5 (Surr)2	792		50 - 1502
Phenol-d5 (Surr)2	82		50 - 1502
Terphenyl-d14 (Surr)2	76 2		50 - 1502

Lab Sample ID: 240-2444-11 MS
Matrix: Water
Analysis Batch: 11472

Client Sample ID: FWGLL2mw-265C-1772-GW
Prep Type: Total/NA
Prep Batch: 10816

Analyte	Sample Result	Sample Qualifier	Spike Added	MS Result	MS Qualifier	Unit	D	% Rec	% Rec. Limits
2,4,5-Trichlorophenols	5.2s	Us	40.8s	26.5s		ug/L s		65s	45s-135s
2,4,6-Trichlorophenols	5.2s	Us	40.8s	25.8s		ug/L s		63s	45s-135s
2,4-Dichlorophenols	2.1s	Us	40.8s	26.1s		ug/L s		64s	45s-135s
2,4-Dimethylphenols	2.1s	Us	40.8s	22.3s		ug/L s		55s	45s-135s
2,4-Dinitrophenols	5.2s	Us	40.8s	21.6s		ug/L s		53s	45s-135s
2,4-Dinitrotoluenes	5.2s	Us	40.8s	28.5s		ug/L s		70s	45s-135s
2,6-Dinitrotoluenes	5.2s	Us	40.8s	29.4s		ug/L s		72s	45s-135s
2-Chlorophenols	1.0s	Us	40.8s	24.0s		ug/L s		59s	45s-135s
2-Methylphenols	1.0s	Us	40.8s	25.6s		ug/L s		63s	45s-135s
2-Nitrophenols	2.1s	Us	40.8s	25.6s		ug/L s		63s	45s-135s
4,6-Dinitro-2-methylphenols	5.2s	Us	40.8s	24.8s		ug/L s		61s	45s-135s
4-Chloro-3-methylphenols	2.1s	Us	40.8s	27.3s		ug/L s		67s	45s-135s
4-Nitrophenols	5.2s	Us	40.8s	27.7s		ug/L s		68s	45s-135s
Bis(2-ethylhexyl) phthalates	0.93s	Js	40.8s	25.1s		ug/L s		59s	45s-135s
Butyl benzyl phthalates	1.0s	Us	40.8s	27.4s		ug/L s		67s	45s-135s
Diethyl phthalates	1.0s	Us	40.8s	27.2s		ug/L s		67s	45s-135s
Dimethyl phthalates	1.0s	Us	40.8s	26.4s		ug/L s		65s	45s-135s
Di-n-butyl phthalates	1.0s	Us	40.8s	27.7s		ug/L s		68s	45s-135s
Di-n-octyl phthalates	1.0s	Us	40.8s	24.7s		ug/L s		60s	45s-135s
Nitrobenzenes	1.0s	Us	40.8s	25.4s		ug/L s		62s	45s-135s
Pentachlorophenols	5.2s	Us	40.8s	25.2s		ug/L s		62s	45s-135s
Phenols	1.0s	Us	40.8s	26.0s		ug/L s		64s	45s-135s
3 & 4 Methylphenols	1.0s	Us	81.6s	52.2s		ug/L s		64s	45s-135s

SurrogateR	MSR % RecoveryR	MSR QualifierR	LimitsR
-Fluorobiphenyl (Surr)2	582		50 - 1502
-Fluorophenol (Surr)2	642		50 - 1502
,4,6-Tribromophenol (Surr)2	67 2		50 - 1502
Nitrobenzene-d5 (Surr)2	612		50 - 1502
Phenol-d5 (Surr)2	63 2		50 - 1502
Terphenyl-d14 (Surr)2	702		50 - 1502

Method: 8270C - Semivolatile Organic Compounds (GC/MS) (Continued)

Lab Sample ID: 240-2444-11 MSD
Matrix: Water
Analysis Batch: 11472

Client Sample ID: FWGLL2mw-265C-1772-GW
Prep Type: Total/NA
Prep Batch: 10816

Analyte	Sample Result	Sample Qualifier	Spike Added	MSD Result	MSD Qualifier	Unit	D	% Rec	% Rec. Limits	RPD	RPD Limit
2,4,5-Trichlorophenols	5.2s	Us	40.8s	25.1s		ug/L s		62s	45 - 135s	5s	40s
2,4,6-Trichlorophenols	5.2s	Us	40.8s	23.8s		ug/L s		58s	45 - 135s	8s	40s
2,4-Dichlorophenols	2.1s	Us	40.8s	24.1s		ug/L s		59s	45 - 135s	8s	40s
2,4-Dimethylphenols	2.1s	Us	40.8s	20.2s		ug/L s		49s	45s-135s	10s	40s
2,4-Dinitrophenols	5.2s	Us	40.8s	20.9s		ug/L s		51s	45 - 135s	3s	40s
2,4-Dinitrotoluenes	5.2s	Us	40.8s	27.0s		ug/L s		66s	45 - 135s	5s	40s
2,6-Dinitrotoluenes	5.2s	Us	40.8s	27.4s		ug/L s		67s	45 - 135s	7s	40s
2-Chlorophenols	1.0s	Us	40.8s	22.1s		ug/L s		54s	45 - 135s	8s	40s
2-Methylphenols	1.0s	Us	40.8s	23.5s		ug/L s		57s	45 - 135s	8s	40s
2-Nitrophenols	2.1s	Us	40.8s	23.3s		ug/L s		57s	45 - 135s	9s	40s
4,6-Dinitro-2-methylphenols	5.2s	Us	40.8s	24.1s		ug/L s		59s	45 - 135s	3s	40s
4-Chloro-3-methylphenols	2.1s	Us	40.8s	25.8s		ug/L s		63s	45 - 135s	6s	40s
4-Nitrophenols	5.2s	Us	40.8s	27.1s		ug/L s		66s	45 - 135s	2s	40s
Bis(2-ethylhexyl) phthalates	0.93s	Js	40.8s	24.0s		ug/L s		57s	45 - 135s	4s	40s
Butyl benzyl phthalates	1.0s	Us	40.8s	26.6s		ug/L s		65s	45 - 135s	3s	40s
Diethyl phthalates	1.0s	Us	40.8s	26.1s		ug/L s		64s	45 - 135s	4s	40s
Dimethyl phthalates	1.0s	Us	40.8s	25.1s		ug/L s		62s	45 - 135s	5s	40s
Di-n-butyl phthalates	1.0s	Us	40.8s	26.9s		ug/L s		66s	45 - 135s	3s	40s
Di-n-octyl phthalates	1.0s	Us	40.8s	23.6s		ug/L s		58s	45 - 135s	5s	40s
Nitrobenzenes	1.0s	Us	40.8s	23.1s		ug/L s		57s	45 - 135s	9s	40s
Pentachlorophenols	5.2s	Us	40.8s	24.6s		ug/L s		60s	45 - 135s	2s	40s
Phenols	1.0s	Us	40.8s	25.0s		ug/L s		61s	45 - 135s	4s	40s
3 & 4 Methylphenols	1.0s	Us	81.6s	49.0s		ug/L s		60s	45 - 135s	6s	40s

SurrogateR	*MSDR % RecoveryR*	*MSDR QualifierR*	*LimitsR*
-Fluorobiphenyl (Surr)2	*52*		*50 - 1502*
-Fluorophenol (Surr)2	*582*		*50 - 1502*
,4,6-Tribromophenol (Surr)2	*642*		*50 - 1502*
Nitrobenzene-d5 (Surr)2	*582*		*50 - 1502*
Phenol-d5 (Surr)2	*592*		*50 - 1502*
Terphenyl-d14 (Surr)2	*66 2*		*50 - 1502*

Lab Sample ID: MRL 240-11472/23 MRL
Matrix: Water
Analysis Batch: 11472

Client Sample ID: Lab Control Sample
Prep Type: Total/NA

Analyte	Spike Added	MRL Result	MRL Qualifier	Unit	D	% Rec	% Rec. Limits
2,2'-oxybis[1-chloropropane] s	5.00s	5.08s		ng/uL s		102s	70s-130s
2,4,5-Trichlorophenols	5.00s	5.00s		ng/uL s		100s	70s-130s
2,4,6-Trichlorophenols	5.00s	4.98s		ng/uL s		100s	70s-130s
2,4-Dichlorophenols	5.00s	5.16s		ng/uL s		103s	70s-130s
2,4-Dimethylphenols	5.00s	5.03s		ng/uL s		101s	70s-130s
2,4-Dinitrophenols	10.0s	8.39s		ng/uL s		84s	70s-130s
2,4-Dinitrotoluenes	5.00s	5.27s		ng/uL s		105s	70s-130s
2,6-Dinitrotoluenes	5.00s	5.22s		ng/uL s		104s	70s-130s
2-Chloronaphthalenes	5.00s	4.95s		ng/uL s		99s	70s-130s
2-Chlorophenols	5.00s	4.92s		ng/uL s		98s	70s-130s
Benzoic acid s	10.0s	8.98s		ng/uL s		90s	70s-130s
2-Methylnaphthalenes	5.00s	5.03s		ng/uL s		101s	70s-130s

Method: 8270C - Semivolatile Organic Compounds (GC/MS) (Continued)

Lab Sample ID: MRL 240-11472/23 MRL
Matrix: Water
Analysis Batch: 11472

Client Sample ID: Lab Control Sample
Prep Type: Total/NA

Analyte	Spike Added	MRL Result	MRL Qualifier	Unit	D	% Rec	% Rec. Limits
2-Methylphenols	5.00s	4.91s		ng/uL s		98s	70s-130s
2-Nitroanilines	5.00s	5.11s		ng/uL s		102s	70s-130s
Benzyl alcohols	5.00s	4.99s		ng/uL s		100s	70s-130s
2-Nitrophenols	5.00s	5.10s		ng/uL s		102s	70s-130s
3,3'-Dichlorobenzidines	5.00s	4.84s		ng/uL s		97s	70s-130s
3-Nitroanilines	5.00s	5.06s		ng/uL s		101s	70s-130s
4,6-Dinitro-2-methylphenols	5.00s	4.54s		ng/uL s		91s	70s-130s
4-Bromophenyl phenyl ethers	5.00s	5.09s		ng/uL s		102s	70s-130s
4-Chloro-3-methylphenols	5.00s	5.06s		ng/uL s		101s	70s-130s
4-Chloroanilines	5.00s	5.02s		ng/uL s		100s	70s-130s
4-Chlorophenyl phenyl ethers	5.00s	5.15s		ng/uL s		103s	70s-130s
4-Nitroanilines	5.00s	5.13s		ng/uL s		103s	70s-130s
4-Nitrophenols	5.00s	4.66s		ng/uL s		93s	70s-130s
Acenaphthenes	5.00s	4.92s		ng/uL s		98s	70s-130s
Acenaphthylenes	5.00s	5.04s		ng/uL s		101s	70s-130s
Anthracenes	5.00s	4.92s		ng/uL s		98s	70s-130s
Benzo[a]anthracenes	5.00s	4.90s		ng/uL s		98s	70s-130s
Benzo[a]pyrenes	5.00s	5.10s		ng/uL s		102s	70s-130s
Benzo[b]fluoranthenes	5.00s	5.49s		ng/uL s		110s	70s-130s
Benzo[g,h,i]perylenes	5.00s	5.27s		ng/uL s		105s	70s-130s
Benzo[k]fluoranthenes	5.00s	4.76s		ng/uL s		95s	70s-130s
Bis(2-chloroethoxy)methanes	5.00s	5.07s		ng/uL s		101s	70s-130s
Bis(2-chloroethyl)ethers	5.00s	5.22s		ng/uL s		104s	70s-130s
Bis(2-ethylhexyl) phthalates	5.00s	5.03s		ng/uL s		101s	70s-130s
Butyl benzyl phthalates	5.00s	4.92s		ng/uL s		98s	70s-130s
Carbazoles	5.00s	5.15s		ng/uL s		103s	70s-130s
1,2-Dichlorobenzenes	5.00s	5.04s		ng/uL s		101s	70s-130s
Chrysenes	5.00s	4.79s		ng/uL s		96s	70s-130s
1,3-Dichlorobenzenes	5.00s	5.02s		ng/uL s		100s	70s-130s
Dibenz(a,h)anthracenes	5.00s	5.51s		ng/uL s		110s	70s-130s
1,4-Dichlorobenzenes	5.00s	5.10s		ng/uL s		102s	70s-130s
Dibenzofurans	5.00s	4.96s		ng/uL s		99s	70s-130s
Diethyl phthalates	5.00s	5.17s		ng/uL s		103s	70s-130s
Dimethyl phthalates	5.00s	5.04s		ng/uL s		101s	70s-130s
Di-n-butyl phthalates	5.00s	5.23s		ng/uL s		105s	70s-130s
Di-n-octyl phthalates	5.00s	5.28s		ng/uL s		106s	70s-130s
Fluoranthenes	5.00s	5.29s		ng/uL s		106s	70s-130s
Fluorenes	5.00s	5.04s		ng/uL s		101s	70s-130s
Hexachlorobenzenes	5.00s	4.90s		ng/uL s		98s	70s-130s
Hexachlorobutadienes	5.00s	5.09s		ng/uL s		102s	70s-130s
Hexachlorocyclopentadienes	5.00s	4.90s		ng/uL s		98s	70s-130s
Hexachloroethanes	5.00s	4.98s		ng/uL s		100s	70s-130s
Indeno[1,2,3-cd]pyrenes	5.00s	5.42s		ng/uL s		108s	70s-130s
Isophorones	5.00s	5.03s		ng/uL s		101s	70s-130s
Naphthalenes	5.00s	4.88s		ng/uL s		98s	70s-130s
Nitrobenzenes	5.00s	4.98s		ng/uL s		100s	70s-130s
N-Nitrosodi-n-propylamines	5.00s	5.06s		ng/uL s		101s	70s-130s
N-Nitrosodiphenylamines	5.00s	5.08s		ng/uL s		102s	70s-130s
Pentachlorophenols	10.0s	9.36s		ng/uL s		94s	70s-130s
Phenols	5.00s	4.99s		ng/uL s		100s	70s-130s

Method: 8270C - Semivolatile Organic Compounds (GC/MS) (Continued)

Lab Sample ID: MRL 240-11472/23 MRL
Matrix: Water
Analysis Batch: 11472

Client Sample ID: Lab Control Sample
Prep Type: Total/NA

Analyte	Spike Added	MRL Result	MRL Qualifier	Unit	D	% Rec	% Rec. Limits
Phenanthrenes	5.00s	4.88s		ng/uL s		98s	70s-130s
Pyrenes	5.00s	4.69s		ng/uL s		94s	70s-130s
3 & 4 Methylphenols	5.00s	4.96s		ng/uL s		99s	70s-130s
1,2,4-Trichlorobenzenes	5.00s	5.10s		ng/uL s		102s	70s-130s

SurrogateR	*% RecoveryR*	*MRLR QualifierR*	*LimitsR*
-Fluorobiphenyl (Surr)2	*1002*		*50 - 150*
-Fluorophenol (Surr)2	*982*		*50 - 150*
,4,6-Tribromophenol (Surr)2	*97 2*		*50 - 150*
Nitrobenzene-d5 (Surr)2	*1052*		*50 - 150*
Phenol-d5 (Surr)2	*1012*		*50 - 150*
Terphenyl-d14 (Surr)2	*952*		*50 - 150*

Lab Sample ID: MRL 240-11472/3 MRL
Matrix: Water
Analysis Batch: 11472

Client Sample ID: Lab Control Sample
Prep Type: Total/NA

Analyte	Spike Added	MRL Result	MRL Qualifier	Unit	D	% Rec	% Rec. Limits
2,2'-oxybis[1-chloropropane] s	5.00s	4.87s		ng/uL s		97s	70s-130s
2,4,5-Trichlorophenols	5.00s	4.87s		ng/uL s		97s	70s-130s
2,4,6-Trichlorophenols	5.00s	4.78s		ng/uL s		96s	70s-130s
2,4-Dichlorophenols	5.00s	4.94s		ng/uL s		99s	70s-130s
2,4-Dimethylphenols	5.00s	4.93s		ng/uL s		99s	70s-130s
2,4-Dinitrophenols	10.0s	9.44s		ng/uL s		94s	70s-130s
2,4-Dinitrotoluenes	5.00s	4.78s		ng/uL s		96s	70s-130s
2,6-Dinitrotoluenes	5.00s	5.02s		ng/uL s		100s	70s-130s
2-Chloronaphthalenes	5.00s	4.71s		ng/uL s		94s	70s-130s
2-Chlorophenols	5.00s	4.91s		ng/uL s		98s	70s-130s
Benzoic acid s	10.0s	8.55s		ng/uL s		86s	70s-130s
2-Methylnaphthalenes	5.00s	4.79s		ng/uL s		96s	70s-130s
2-Methylphenols	5.00s	4.98s		ng/uL s		100s	70s-130s
2-Nitroanilines	5.00s	4.90s		ng/uL s		98s	70s-130s
Benzyl alcohols	5.00s	4.85s		ng/uL s		97s	70s-130s
2-Nitrophenols	5.00s	5.04s		ng/uL s		101s	70s-130s
3,3'-Dichlorobenzidines	5.00s	4.96s		ng/uL s		99s	70s-130s
3-Nitroanilines	5.00s	4.83s		ng/uL s		97s	70s-130s
4,6-Dinitro-2-methylphenols	5.00s	4.85s		ng/uL s		97s	70s-130s
4-Bromophenyl phenyl ethers	5.00s	4.93s		ng/uL s		99s	70s-130s
4-Chloro-3-methylphenols	5.00s	4.78s		ng/uL s		96s	70s-130s
4-Chloroanilines	5.00s	4.84s		ng/uL s		97s	70s-130s
4-Chlorophenyl phenyl ethers	5.00s	4.82s		ng/uL s		96s	70s-130s
4-Nitroanilines	5.00s	5.04s		ng/uL s		101s	70s-130s
4-Nitrophenols	5.00s	4.82s		ng/uL s		96s	70s-130s
Acenaphthenes	5.00s	4.78s		ng/uL s		96s	70s-130s
Acenaphthylenes	5.00s	4.84s		ng/uL s		97s	70s-130s
Anthracenes	5.00s	4.91s		ng/uL s		98s	70s-130s
Benzo[a]anthracenes	5.00s	4.84s		ng/uL s		97s	70s-130s
Benzo[a]pyrenes	5.00s	4.88s		ng/uL s		98s	70s-130s
Benzo[b]fluoranthenes	5.00s	4.94s		ng/uL s		99s	70s-130s

Method: 8270C - Semivolatile Organic Compounds (GC/MS) (Continued)

Lab Sample ID: MRL 240-11472/3 MRL
Matrix: Water
Analysis Batch: 11472

Client Sample ID: Lab Control Sample
Prep Type: Total/NA

Analyte	Spike Added	MRL Result	MRL Qualifier	Unit	D	% Rec	% Rec. Limits
Benzo[g,h,i]perylenes	5.00s	4.88s		ng/uL s		98s	70s-130s
Benzo[k]fluoranthenes	5.00s	4.91s		ng/uL s		98s	70s-130s
Bis(2-chloroethoxy)methanes	5.00s	4.97s		ng/uL s		99s	70s-130s
Bis(2-chloroethyl)ethers	5.00s	4.64s		ng/uL s		93s	70s-130s
Bis(2-ethylhexyl) phthalates	5.00s	4.88s		ng/uL s		98s	70s-130s
Butyl benzyl phthalates	5.00s	4.88s		ng/uL s		98s	70s-130s
Carbazoles	5.00s	4.92s		ng/uL s		98s	70s-130s
1,2-Dichlorobenzenes	5.00s	4.93s		ng/uL s		99s	70s-130s
Chrysenes	5.00s	4.76s		ng/uL s		95s	70s-130s
1,3-Dichlorobenzenes	5.00s	4.96s		ng/uL s		99s	70s-130s
Dibenz(a,h)anthracenes	5.00s	5.12s		ng/uL s		102s	70s-130s
1,4-Dichlorobenzenes	5.00s	4.89s		ng/uL s		98s	70s-130s
Dibenzofurans	5.00s	4.74s		ng/uL s		95s	70s-130s
Diethyl phthalates	5.00s	4.74s		ng/uL s		95s	70s-130s
Dimethyl phthalates	5.00s	4.83s		ng/uL s		97s	70s-130s
Di-n-butyl phthalates	5.00s	4.84s		ng/uL s		97s	70s-130s
Di-n-octyl phthalates	5.00s	4.94s		ng/uL s		99s	70s-130s
Fluoranthenes	5.00s	4.93s		ng/uL s		99s	70s-130s
Fluorenes	5.00s	4.84s		ng/uL s		97s	70s-130s
Hexachlorobenzenes	5.00s	4.77s		ng/uL s		95s	70s-130s
Hexachlorobutadienes	5.00s	4.99s		ng/uL s		100s	70s-130s
Hexachlorocyclopentadienes	5.00s	4.83s		ng/uL s		97s	70s-130s
Hexachloroethanes	5.00s	4.98s		ng/uL s		100s	70s-130s
Indeno[1,2,3-cd]pyrenes	5.00s	5.09s		ng/uL s		102s	70s-130s
Isophorones	5.00s	4.93s		ng/uL s		99s	70s-130s
Naphthalenes	5.00s	4.80s		ng/uL s		96s	70s-130s
Nitrobenzenes	5.00s	4.91s		ng/uL s		98s	70s-130s
N-Nitrosodi-n-propylamines	5.00s	4.95s		ng/uL s		99s	70s-130s
N-Nitrosodiphenylamines	5.00s	4.82s		ng/uL s		96s	70s-130s
Pentachlorophenols	10.0s	9.83s		ng/uL s		98s	70s-130s
Phenols	5.00s	4.95s		ng/uL s		99s	70s-130s
Phenanthrenes	5.00s	4.81s		ng/uL s		96s	70s-130s
Pyrenes	5.00s	4.89s		ng/uL s		98s	70s-130s
3 & 4 Methylphenols	5.00s	4.92s		ng/uL s		98s	70s-130s
1,2,4-Trichlorobenzenes	5.00s	4.98s		ng/uL s		100s	70s-130s

SurrogateR	*MRLR % RecoveryR*	*MRLR QualifierR*	*LimitsR*
-Fluorobiphenyl (Surr)2	*96 2*		*50 - 150*
-Fluorophenol (Surr)2	*103 2*		*50 - 150*
,4,6-Tribromophenol (Surr)2	*97 2*		*50 - 150*
Nitrobenzene-d5 (Surr)2	*1012*		*50 - 150*
Phenol-d5 (Surr)2	*992*		*50 - 150*
Terphenyl-d14 (Surr)2	*97 2*		*50 - 150*

Method: 8270C - Semivolatile Organic Compounds (GC/MS) (Continued)

Lab Sample ID: MRL 240-11675/3 MRL
Matrix: Water
Analysis Batch: 11675

Client Sample ID: Lab Control Sample
Prep Type: Total/NA

Analyte	Spike Added	MRL Result	MRL Qualifier	Unit	D	% Rec	% Rec. Limits
2,4-Dinitrotoluenes	5.00s	5.12s		ng/uL s		102s	70s-130s
2,6-Dinitrotoluenes	5.00s	5.22s		ng/uL s		104s	70s-130s
Bis(2-ethylhexyl) phthalates	5.00s	5.07s		ng/uL s		101s	70s-130s
Butyl benzyl phthalates	5.00s	4.93s		ng/uL s		99s	70s-130s
Diethyl phthalates	5.00s	5.02s		ng/uL s		100s	70s-130s
Dimethyl phthalates	5.00s	4.99s		ng/uL s		100s	70s-130s
Di-n-butyl phthalates	5.00s	5.03s		ng/uL s		101s	70s-130s
Di-n-octyl phthalates	5.00s	5.10s		ng/uL s		102s	70s-130s
Nitrobenzenes	5.00s	5.17s		ng/uL s		103s	70s-130s

SurrogateR	*MRLR % RecoveryR*	*MRLR QualifierR*	*LimitsR*
-Fluorobiphenyl (Surr)2	*992*		*502-502*
-Fluorophenol (Surr)2	*103 2*		*502-502*
,4,6-Tribromophenol (Surr)2	*1002*		*502-502*
Nitrobenzene-d5 (Surr)2	*982*		*502-502*
Phenol-d5 (Surr)2	*103 2*		*502-502*
Terphenyl-d14 (Surr)2	*982*		*502-502*

Lab Sample ID: MRL 240-11675/8 MRL
Matrix: Water
Analysis Batch: 11675

Client Sample ID: Lab Control Sample
Prep Type: Total/NA

Analyte	Spike Added	MRL Result	MRL Qualifier	Unit	D	% Rec	% Rec. Limits
2,4-Dinitrotoluenes	5.00s	5.08s		ng/uL s		102s	70s-130s
2,6-Dinitrotoluenes	5.00s	5.12s		ng/uL s		102s	70s-130s
Bis(2-ethylhexyl) phthalates	5.00s	4.96s		ng/uL s		99s	70s-130s
Butyl benzyl phthalates	5.00s	4.91s		ng/uL s		98s	70s-130s
Diethyl phthalates	5.00s	4.99s		ng/uL s		100s	70s-130s
Dimethyl phthalates	5.00s	4.91s		ng/uL s		98s	70s-130s
Di-n-butyl phthalates	5.00s	5.11s		ng/uL s		102s	70s-130s
Di-n-octyl phthalates	5.00s	5.07s		ng/uL s		101s	70s-130s
Nitrobenzenes	5.00s	5.16s		ng/uL s		103s	70s-130s

SurrogateR	*MRLR % RecoveryR*	*MRLR QualifierR*	*LimitsR*
-Fluorobiphenyl (Surr)2	*982*		*502-502*
-Fluorophenol (Surr)2	*1012*		*502-502*
,4,6-Tribromophenol (Surr)2	*952*		*502-502*
Nitrobenzene-d5 (Surr)2	*1042*		*502-502*
Phenol-d5 (Surr)2	*1002*		*502-502*
Terphenyl-d14 (Surr)2	*952*		*502-502*

Method: 8081A - Organochlorine Pesticides (GC)

Lab Sample ID: MB 240-10818/1-A
Matrix: Water
Analysis Batch: 12953

Client Sample ID: Method Blank
Prep Type: Total/NA
Prep Batch: 10818

Analyte	MB Result	MB Qualifier	RL	MDL	Unit	D	Prepared	Analyzed	Dil Fac
Aldrins	0.030s	Us	0.030s	0.0082s	ug/L s		08/04/11 09:13s	08/23/11 16:01s	1s

Method: 8081A - Organochlorine Pesticides (GC) (Continued)

Lab Sample ID: MB 240-10818/1-A
Matrix: Water
Analysis Batch: 12953

Client Sample ID: Method Blank
Prep Type: Total/NA
Prep Batch: 10818

Analyte	MB Result	MB Qualifier	RL	MDL	Unit	D	Prepared	Analyzed	Dil Fac
alpha-BHCs	0.030s	Us	0.030s	0.0070s	ug/L s		08/04/11 09:13s	08/23/11 16:01s	1s
alpha-Chlordanes	0.030s	Us	0.030s	0.014s	ug/L s		08/04/11 09:13s	08/23/11 16:01s	1s
beta-BHCs	0.030s	Us	0.030s	0.0084s	ug/L s		08/04/11 09:13s	08/23/11 16:01s	1s
4,4'-DDD	0.030s	Us	0.030s	0.0096s	ug/L s		08/04/11 09:13s	08/23/11 16:01s	1
4,4'-DDEs	0.030s	Us	0.030s	0.0097s	ug/L s		08/04/11 09:13s	08/23/11 16:01s	1
4,4'-DDTs	0.030s	Us	0.030s	0.016s	ug/L s		08/04/11 09:13s	08/23/11 16:01s	1
delta-BHCs	0.030s	Us	0.030s	0.0087s	ug/L s		08/04/11 09:13s	08/23/11 16:01s	1s
Dieldrins	0.030s	Us	0.030s	0.0075s	ug/L s		08/04/11 09:13s	08/23/11 16:01s	1s
Endosulfan Is	0.025s	Us	0.025s	0.013s	ug/L s		08/04/11 09:13s	08/23/11 16:01s	1s
Endosulfan IIs	0.025s	Us	0.025s	0.012s	ug/L s		08/04/11 09:13s	08/23/11 16:01s	1s
Endosulfan sulfates	0.030s	Us	0.030s	0.011s	ug/L s		08/04/11 09:13s	08/23/11 16:01s	1s
Endrins	0.030s	Us	0.030s	0.011s	ug/L s		08/04/11 09:13s	08/23/11 16:01s	1s
Endrin aldehydes	0.030s	Us	0.030s	0.011s	ug/L s		08/04/11 09:13s	08/23/11 16:01s	1s
Endrin ketones	0.030s	Us	0.030s	0.0078s	ug/L s		08/04/11 09:13s	08/23/11 16:01s	1s
gamma-BHC (Lindane)s	0.030s	Us	0.030s	0.0064s	ug/L s		08/04/11 09:13s	08/23/11 16:01s	1s
gamma-Chlordanes	0.030s	Us	0.030s	0.012s	ug/L s		08/04/11 09:13s	08/23/11 16:01s	1s
Heptachlors	0.030s	Us	0.030s	0.0080s	ug/L s		08/04/11 09:13s	08/23/11 16:01s	1s
Heptachlor epoxides	0.030s	Us	0.030s	0.0071s	ug/L s		08/04/11 09:13s	08/23/11 16:01s	1s
Methoxychlors	0.10s	Us	0.10s	0.032s	ug/L s		08/04/11 09:13s	08/23/11 16:01s	1s
Toxaphenes	2.0s	Us	2.0s	0.32s	ug/L s		08/04/11 09:13s	08/23/11 16:01s	1s

SurrogateR	*MBR % RecoveryR*	*MBR QualifierR*	*LimitsR*	*PreparedR*	*AnalyzedR*	*Dil FacR*
DCB Decachlorobiphenyl2	*107 2*		*50 - 1502*	*08/04/11 09:13 2*	*08/23/11 16:012*	*12*
DCB Decachlorobiphenyl2	*1042*		*50 - 1502*	*08/04/11 09:13 2*	*08/23/11 16:012*	*12*
Tetrachloro-m-xylene2	*103 2*		*50 - 1502*	*08/04/11 09:13 2*	*08/23/11 16:012*	*12*
Tetrachloro-m-xylene2	*87 2*		*50 - 1502*	*08/04/11 09:13 2*	*08/23/11 16:012*	*12*

Lab Sample ID: LCS 240-10818/2-A
Matrix: Water
Analysis Batch: 12953

Client Sample ID: Lab Control Sample
Prep Type: Total/NA
Prep Batch: 10818

Analyte	Spike Added	LCS Result	LCS Qualifier	Unit	D	% Rec	% Rec. Limits
Aldrins	1.00s	1.03s		ug/L s		103s	53s - 128s
alpha-BHCs	1.00s	1.06s		ug/L s		106s	44s - 137s
alpha-Chlordanes	1.00s	1.04s		ug/L s		104s	50s - 122s
beta-BHCs	1.00s	1.04s		ug/L s		104s	50s - 135s
4,4'-DDD	1.00s	1.03s		ug/L s		103s	50s - 137s
4,4'-DDEs	1.00s	1.11s		ug/L s		111s	50s - 130s
4,4'-DDTs	1.00s	1.05s		ug/L s		105s	50s - 145s
delta-BHCs	1.00s	1.09s		ug/L s		109s	58s - 160s
Dieldrins	1.00s	1.08s		ug/L s		108s	50s - 124s
Endosulfan Is	1.00s	0.955s		ug/L s		96s	50s - 160s
Endosulfan IIs	1.00s	0.946s		ug/L s		95s	50s - 144s
Endosulfan sulfates	1.00s	1.04s		ug/L s		104s	50s - 160s
Endrins	1.00s	0.976s		ug/L s		98s	50s - 137s
Endrin aldehydes	1.00s	0.916s		ug/L s		92s	30s - 160s
Endrin ketones	1.00s	0.940s		ug/L s		94s	50s - 150s
gamma-BHC (Lindane)s	1.00s	1.05s		ug/L s		105s	58s - 127s
gamma-Chlordanes	1.00s	1.04s		ug/L s		104s	50s - 130s

Method: 8081A - Organochlorine Pesticides (GC) (Continued)

Lab Sample ID: LCS 240-10818/2-A
Matrix: Water
Analysis Batch: 12953

Client Sample ID: Lab Control Sample
Prep Type: Total/NA
Prep Batch: 10818

Analyte			Spike Added	LCS Result	LCS Qualifier	Unit	D	% Rec	% Rec. Limits		
Heptachlors			1.00s	0.944s		ug/L s		94s	48s-150s		
Heptachlor epoxides			1.00s	1.06s		ug/L s		106s	50s-127s		
Methoxychlors			1.00s	0.988s		ug/L s		99s	50s-160s		

SurrogateR	*LCSR % RecoveryR*	*LCSR QualifierR*	*LimitsR*
DCB Decachlorobiphenyl2	*492*	*X2*	*50 - 1502*
DCB Decachlorobiphenyl2	*492*	*X2*	*50 - 1502*
Tetrachloro-m-xylene2	*83*	*2*	*50 - 1502*
Tetrachloro-m-xylene2	*852*		*50 - 1502*

Lab Sample ID: 240-2444-11 MS
Matrix: Water
Analysis Batch: 12953

Client Sample ID: FWGLL2mw-265C-1772-GW
Prep Type: Total/NA
Prep Batch: 10818

Analyte	Sample Result	Sample Qualifier	Spike Added	MS Result	MS Qualifier	Unit	D	% Rec	% Rec. Limits		
Aldrins	0.035s		1.96s	1.95s		ug/L s		99s	50s-150s		
alpha-BHCs	0.035s		1.96s	1.95s		ug/L s		99s	50s-150s		
alpha-Chlordanes	0.035s		1.96s	2.01s		ug/L s		102s	50s-150s		
beta-BHCs	0.035s		1.96s	1.95s		ug/L s		99s	50s-150s		
4,4'-DDD	0.035s		1.96s	2.04s		ug/L s		104s	50s-150s		
4,4'-DDEs	0.035s		1.96s	2.16s		ug/L s		110s	50s-150s		
4,4'-DDTs	0.035s		1.96s	2.07s		ug/L s		106s	50s-150s		
delta-BHCs	0.035s		1.96s	2.08s		ug/L s		106s	50s-150s		
Dieldrins	0.035s		1.96s	2.06s		ug/L s		105s	50s-150s		
Endosulfan Is	0.029s		1.96s	1.82s		ug/L s		93s	50s-150s		
Endosulfan IIs	0.029s		1.96s	1.75s		ug/L s		90s	50s-150s		
Endosulfan sulfates	0.035s		1.96s	1.96s		ug/L s		100s	50s-150s		
Endrins	0.035s		1.96s	1.94s		ug/L s		99s	50s-150s		
Endrin aldehydes	0.035s		1.96s	1.83s		ug/L s		93s	50s-150s		
Endrin ketones	0.035s		1.96s	1.80s		ug/L s		92s	50s-150s		
gamma-BHC (Lindane)s	0.035s		1.96s	1.84s		ug/L s		94s	50s-150s		
gamma-Chlordanes	0.035s		1.96s	1.97s		ug/L s		101s	50s-150s		
Heptachlors	0.035s		1.96s	1.79s		ug/L s		91s	50s-150s		
Heptachlor epoxides	0.035s		1.96s	2.02s		ug/L s		103s	50s-150s		
Methoxychlors	0.12s		1.96s	1.99s		ug/L s		101s	50s-150s		

SurrogateR	*MSR % RecoveryR*	*MSR QualifierR*	*LimitsR*
DCB Decachlorobiphenyl2	*82*		*50 - 1502*
DCB Decachlorobiphenyl2	*76*	*2*	*50 - 1502*
Tetrachloro-m-xylene2	*93*	*2*	*50 - 1502*
Tetrachloro-m-xylene2	*77*	*2*	*50 - 1502*

Lab Sample ID: 240-2444-11 MSD
Matrix: Water
Analysis Batch: 12953

Client Sample ID: FWGLL2mw-265C-1772-GW
Prep Type: Total/NA
Prep Batch: 10818

Analyte	Sample Result	Sample Qualifier	Spike Added	MSD Result	MSD Qualifier	Unit	D	% Rec	% Rec. Limits	RPD	RPD Limit
Aldrins	0.035s		1.96s	2.05s		ug/L s		105s	50s-150s	5s	50s
alpha-BHCs	0.035s		1.96s	2.08s		ug/L s		106s	50s-150s	7s	50s

Method: 8081A - Organochlorine Pesticides (GC) (Continued)

Lab Sample ID: 240-2444-11 MSD
Matrix: Water
Analysis Batch: 12953

Client Sample ID: FWGLL2mw-265C-1772-GW
Prep Type: Total/NA
Prep Batch: 10818

Analyte	Sample Result	Sample Qualifier	Spike Added	MSD Result	MSD Qualifier	Unit	D	% Rec	% Rec. Limits	RPD	RPD Limit
alpha-Chlordanes	0.035s		1.96s	2.07s		ug/L s		106s	50s-150s	3s	50s
beta-BHCs	0.035s		1.96s	2.03s		ug/L s		104s	50s-150s	4s	50s
4,4'-DDD	0.035s		1.96s	2.18s		ug/L s		111s	50s-150s	7s	50s
4,4'-DDEs	0.035s		1.96s	2.22s		ug/L s		113s	50s-150s	3s	50s
4,4'-DDTs	0.035s		1.96s	2.13s		ug/L s		108s	50s-150s	3s	50s
delta-BHCs	0.035s		1.96s	2.17s		ug/L s		111s	50s-150s	4s	50s
Dieldrins	0.035s		1.96s	2.14s		ug/L s		109s	50s-150s	4s	50s
Endosulfan Is	0.029s		1.96s	1.81s		ug/L s		93s	50 - 150s	0s	50s
Endosulfan IIs	0.029s		1.96s	1.87s		ug/L s		95s	50 - 150s	6s	50s
Endosulfan sulfates	0.035s		1.96s	2.06s		ug/L s		105s	50s-150s	5s	50s
Endrins	0.035s		1.96s	2.03s		ug/L s		103s	50s-150s	4s	50s
Endrin aldehydes	0.035s		1.96s	1.94s		ug/L s		99s	50 - 150s	6s	50s
Endrin ketones	0.035s		1.96s	1.89s		ug/L s		96s	50 - 150s	5s	50s
gamma-BHC (Lindane)s	0.035s		1.96s	1.98s		ug/L s		101s	50s-150s	8s	50s
gamma-Chlordanes	0.035s		1.96s	2.05s		ug/L s		105s	50s-150s	4s	50s
Heptachlors	0.035s		1.96s	1.90s		ug/L s		97s	50 - 150s	6s	50s
Heptachlor epoxides	0.035s		1.96s	2.07s		ug/L s		106s	50s-150s	3s	50s
Methoxychlors	0.12s		1.96s	2.03s		ug/L s		103s	50s-150s	2s	50s

SurrogateR	*MSDR % RecoveryR*	*MSDR QualifierR*	*LimitsR*
DCB Decachlorobiphenyl2	*92*		*50 - 1502*
DCB Decachlorobiphenyl2	*852*		*50 - 1502*
Tetrachloro-m-xylene2	*852*		*50 - 1502*
Tetrachloro-m-xylene2	*86 2*		*50 - 1502*

Lab Sample ID: MRL 240-12953/30 MRL
Matrix: Water
Analysis Batch: 12953

Client Sample ID: Lab Control Sample
Prep Type: Total/NA

Analyte	Spike Added	MRL Result	MRL Qualifier	Unit	D	% Rec	% Rec. Limits
Aldrins	0.00500s	0.00508s		ng/uL s		102s	70s-130s
Aldrins	0.00500s	0.00443s		ng/uL s		89s	70s-130s
alpha-BHCs	0.00500s	0.00444s		ng/uL s		89s	70s-130s
alpha-BHCs	0.00500s	0.00634s		ng/uL s		127s	70s-130s
alpha-Chlordanes	0.00500s	0.00509s		ng/uL s		102s	70s-130s
alpha-Chlordanes	0.00500s	0.00462s		ng/uL s		92s	70s-130s
beta-BHCs	0.00500s	0.00517s		ng/uL s		103s	70s-130s
beta-BHCs	0.00500s	0.00498s		ng/uL s		100s	70s-130s
4,4'-DDD	0.00500s	0.00457s		ng/uL s		91s	70s-130s
4,4'-DDD	0.00500s	0.00429s		ng/uL s		86s	70s-130s
4,4'-DDEs	0.00500s	0.00522s		ng/uL s		104s	70s-130s
4,4'-DDEs	0.00500s	0.00479s		ng/uL s		96s	70s-130s
4,4'-DDTs	0.00500s	0.00381s		ng/uL s		76s	70s-130s
4,4'-DDTs	0.00500s	0.00370s		ng/uL s		74s	70s-130s
delta-BHCs	0.00500s	0.00431s		ng/uL s		86s	70s-130s
delta-BHCs	0.00500s	0.00628s		ng/uL s		126s	70s-130s
Dieldrins	0.00500s	0.00502s		ng/uL s		100s	70s-130s
Dieldrins	0.00500s	0.00444s		ng/uL s		89s	70s-130s
Endosulfan Is	0.00500s	0.00511s		ng/uL s		102s	70s-130s

Method: 8081A - Organochlorine Pesticides (GC) (Continued)

Lab Sample ID: MRL 240-12953/30 MRL
Matrix: Water
Analysis Batch: 12953

Client Sample ID: Lab Control Sample
Prep Type: Total/NA

Analyte	Spike Added	MRL Result	MRL Qualifier	Unit	D	% Rec	% Rec. Limits
Endosulfan Is	0.00500s	0.00454s		ng/uL s		91s	70s-130s
Endosulfan IIs	0.00500s	0.00482s		ng/uL s		96s	70s-130s
Endosulfan IIs	0.00500s	0.00447s		ng/uL s		89s	70s-130s
Endosulfan sulfates	0.00500s	0.00458s		ng/uL s		92s	70s-130s
Endosulfan sulfates	0.00500s	0.00429s		ng/uL s		86s	70s-130s
Endrins	0.00500s	0.00665s	^s	ng/uL s		133s	70s-130s
Endrins	0.00500s	0.00465s		ng/uL s		93s	70s-130s
Endrin aldehydes	0.00500s	0.00464s		ng/uL s		93s	70s-130s
Endrin aldehydes	0.00500s	0.00439s		ng/uL s		88s	70s-130s
Endrin ketones	0.00500s	0.00448s		ng/uL s		90s	70s-130s
Endrin ketones	0.00500s	0.00407s		ng/uL s		81s	70s-130s
gamma-BHC (Lindane)s	0.00500s	0.00428s		ng/uL s		86s	70s-130s
gamma-BHC (Lindane)s	0.00500s	0.00384s		ng/uL s		77s	70s-130s
gamma-Chlordanes	0.00500s	0.00484s		ng/uL s		97s	70s-130s
gamma-Chlordanes	0.00500s	0.00445s		ng/uL s		89s	70s-130s
Heptachlors	0.00500s	0.00467s		ng/uL s		93s	70s-130s
Heptachlors	0.00500s	0.00431s		ng/uL s		86s	70s-130s
Heptachlor epoxides	0.00500s	0.00524s		ng/uL s		105s	70s-130s
Heptachlor epoxides	0.00500s	0.00468s		ng/uL s		94s	70s-130s
Methoxychlors	0.00500s	0.00424s	Js	ng/uL s		85s	70s-130s
Methoxychlors	0.00500s	0.00395s	Js	ng/uL s		79s	70s-130s

SurrogateR	*MRLR % RecoveryR*	*MRLR QualifierR*	*MRLR LimitsR*
DCB Decachlorobiphenyl2	*106*	*2*	*50 - 150*
DCB Decachlorobiphenyl2	*117*	*2*	*50 - 150*
Tetrachloro-m-xylene2	*151*	*2 X2*	*50 - 150*
Tetrachloro-m-xylene2	*94*	*2*	*50 - 150*

Lab Sample ID: MRL 240-12953/8 MRL
Matrix: Water
Analysis Batch: 12953

Client Sample ID: Lab Control Sample
Prep Type: Total/NA

Analyte	Spike Added	MRL Result	MRL Qualifier	Unit	D	% Rec	% Rec. Limits
Aldrins	0.00500s	0.00501s		ng/uL s		100s	70s-130s
Aldrins	0.00500s	0.00437s		ng/uL s		87s	70s-130s
alpha-BHCs	0.00500s	0.00447s		ng/uL s		89s	70s-130s
alpha-BHCs	0.00500s	0.00634s		ng/uL s		127s	70s-130s
alpha-Chlordanes	0.00500s	0.00509s		ng/uL s		102s	70s-130s
alpha-Chlordanes	0.00500s	0.00451s		ng/uL s		90s	70s-130s
beta-BHCs	0.00500s	0.00519s		ng/uL s		104s	70s-130s
beta-BHCs	0.00500s	0.00483s		ng/uL s		97s	70s-130s
4,4'-DDD	0.00500s	0.00475s		ng/uL s		95s	70s-130s
4,4'-DDD	0.00500s	0.00412s		ng/uL s		82s	70s-130s
4,4'-DDEs	0.00500s	0.00513s		ng/uL s		103s	70s-130s
4,4'-DDEs	0.00500s	0.00458s		ng/uL s		92s	70s-130s
4,4'-DDTs	0.00500s	0.00432s		ng/uL s		86s	70s-130s
4,4'-DDTs	0.00500s	0.00400s		ng/uL s		80s	70s-130s
delta-BHCs	0.00500s	0.00433s		ng/uL s		87s	70s-130s
delta-BHCs	0.00500s	0.00635s		ng/uL s		127s	70s-130s

Method: 8081A - Organochlorine Pesticides (GC) (Continued)

Lab Sample ID: MRL 240-12953/8 MRL
Matrix: Water
Analysis Batch: 12953

Client Sample ID: Lab Control Sample
Prep Type: Total/NA

Analyte	Spike Added	MRL Result	MRL Qualifier	Unit	D	% Rec	% Rec. Limits
Dieldrins	0.00500s	0.00495s		ng/uL s		99s	70s-130s
Dieldrins	0.00500s	0.00431s		ng/uL s		86s	70s-130s
Endosulfan Is	0.00500s	0.00500s		ng/uL s		100s	70s-130s
Endosulfan Is	0.00500s	0.00438s		ng/uL s		88s	70s-130s
Endosulfan IIs	0.00500s	0.00505s		ng/uL s		101s	70s-130s
Endosulfan IIs	0.00500s	0.00452s		ng/uL s		90s	70s-130s
Endosulfan sulfates	0.00500s	0.00483s		ng/uL s		97s	70s-130s
Endosulfan sulfates	0.00500s	0.00437s		ng/uL s		87s	70s-130s
Endrins	0.00500s	0.00646s		ng/uL s		129s	70s-130s
Endrins	0.00500s	0.00436s		ng/uL s		87s	70s-130s
Endrin aldehydes	0.00500s	0.00504s		ng/uL s		101s	70s-130s
Endrin aldehydes	0.00500s	0.00472s		ng/uL s		94s	70s-130s
Endrin ketones	0.00500s	0.00492s		ng/uL s		98s	70s-130s
Endrin ketones	0.00500s	0.00435s		ng/uL s		87s	70s-130s
gamma-BHC (Lindane)s	0.00500s	0.00462s		ng/uL s		92s	70s-130s
gamma-BHC (Lindane)s	0.00500s	0.00407s		ng/uL s		81s	70s-130s
gamma-Chlordanes	0.00500s	0.00493s		ng/uL s		99s	70s-130s
gamma-Chlordanes	0.00500s	0.00449s		ng/uL s		90s	70s-130s
Heptachlors	0.00500s	0.00480s		ng/uL s		96s	70s-130s
Heptachlors	0.00500s	0.00450s		ng/uL s		90s	70s-130s
Heptachlor epoxides	0.00500s	0.00507s		ng/uL s		101s	70s-130s
Heptachlor epoxides	0.00500s	0.00456s		ng/uL s		91s	70s-130s
Methoxychlors	0.00500s	0.00487s	Js	ng/uL s		97s	70s-130s
Methoxychlors	0.00500s	0.00421s	Js	ng/uL s		84s	70s-130s

SurrogateR	*MRLR % RecoveryR*	*MRLR QualifierR*	*LimitsR*
DCB Decachlorobiphenyl2	*107 2*		*50 - 1502*
DCB Decachlorobiphenyl2	*1112*		*50 - 1502*
Tetrachloro-m-xylene2	*12*		*50 - 1502*
Tetrachloro-m-xylene2	*96 2*		*50 - 1502*

Method: 8082 - Polychlorinated Biphenyls (PCBs) by Gas Chromatography

Lab Sample ID: MB 240-10820/1-A
Matrix: Water
Analysis Batch: 12367

Client Sample ID: Method Blank
Prep Type: Total/NA
Prep Batch: 10820

Analyte	MB Result	MB Qualifier	RL	MDL	Unit	D	Prepared	Analyzed	Dil Fac
Aroclor-1016s	0.50s	Us	0.50s	0.17s	ug/L s		08/04/11 09:18s	08/17/11 20:30s	1s
Aroclor-1221s	0.50s	Us	0.50s	0.13s	ug/L s		08/04/11 09:18s	08/17/11 20:30s	1s
Aroclor-1232s	0.50s	Us	0.50s	0.16s	ug/L s		08/04/11 09:18s	08/17/11 20:30s	1s
Aroclor-1242s	0.50s	Us	0.50s	0.22s	ug/L s		08/04/11 09:18s	08/17/11 20:30s	1s
Aroclor-1248s	0.50s	Us	0.50s	0.10s	ug/L s		08/04/11 09:18s	08/17/11 20:30s	1s
Aroclor-1254s	0.50s	Us	0.50s	0.16s	ug/L s		08/04/11 09:18s	08/17/11 20:30s	1s
Aroclor-1260s	0.50s	Us	0.50s	0.17s	ug/L s		08/04/11 09:18s	08/17/11 20:30s	1s

SurrogateR	*MBR % RecoveryR*	*MBR QualifierR*	*LimitsR*	*PreparedR*	*AnalyzedR*	*Dil FacR*
Tetrachloro-m-xylene2	*123 2*		*502-1502*	*08/04/11 09:182*	*08/17/11 20:302*	*12*
Tetrachloro-m-xylene2	*1012*		*502-1502*	*08/04/11 09:182*	*08/17/11 20:302*	*12*

Method: 8082 - Polychlorinated Biphenyls (PCBs) by Gas Chromatography (Continued)

Lab Sample ID: MB 240-10820/1-A
Matrix: Water
Analysis Batch: 12367

Client Sample ID: Method Blank
Prep Type: Total/NA
Prep Batch: 10820

SurrogateR	MBR % RecoveryR	MBR QualifierR	LimitsR	PreparedR	AnalyzedR	Dil FacR
DCB Decachlorobiphenyl2	1052		50 - 1502	08/04/11 09:182	08/17/11 20:302	12
DCB Decachlorobiphenyl2	1012		50 - 1502	08/04/11 09:182	08/17/11 20:302	12

Lab Sample ID: LCS 240-10820/2-A
Matrix: Water
Analysis Batch: 12367

Client Sample ID: Lab Control Sample
Prep Type: Total/NA
Prep Batch: 10820

Analyte			Spike Added	LCS Result	LCS Qualifier	Unit	D	% Rec	% Rec. Limits		
Aroclor-1016s			10.0s	9.90s		ug/L s		99s	58s-s141s		
Aroclor-1260s			10.0s	10.2s		ug/L s		102s	71s-s143s		

SurrogateR	LCSR % RecoveryR	LCSR QualifierR	LimitsR
Tetrachloro-m-xylene2	1692	X2	50 - 1502
Tetrachloro-m-xylene2	1012		50 - 1502
DCB Decachlorobiphenyl2	792		50 - 1502
DCB Decachlorobiphenyl2	53 2		50 - 1502

Lab Sample ID: 240-2444-11 MS
Matrix: Water
Analysis Batch: 12367

Client Sample ID: FWGLL2mw-265C-1772-GW
Prep Type: Total/NA
Prep Batch: 10820

Analyte	Sample Result	Sample Qualifier	Spike Added	MS Result	MS Qualifier	Unit	D	% Rec	% Rec. Limits		
Aroclor-1016s	0.58s	Us	20.8s	21.3s		ug/L s		102s	50s-s150s		
Aroclor-1260s	0.58s	Us	20.8s	21.3s		ug/L s		102s	50s-s150s		

SurrogateR	MSR % RecoveryR	MSR QualifierR	LimitsR
Tetrachloro-m-xylene2	1412		50 - 1502
Tetrachloro-m-xylene2	1092		50 - 1502
DCB Decachlorobiphenyl2	97 2		50 - 1502
DCB Decachlorobiphenyl2	83 2		50 - 1502

Lab Sample ID: 240-2444-11 MSD
Matrix: Water
Analysis Batch: 12367

Client Sample ID: FWGLL2mw-265C-1772-GW
Prep Type: Total/NA
Prep Batch: 10820

Analyte	Sample Result	Sample Qualifier	Spike Added	MSD Result	MSD Qualifier	Unit	D	% Rec	% Rec. Limits	RPD	RPD Limit
Aroclor-1016s	0.58s	Us	20.8s	19.6s		ug/L s		94s	50s-s150s	8s	50s
Aroclor-1260s	0.58s	Us	20.8s	20.6s		ug/L s		99s	50s-s150s	3s	50s

SurrogateR	MSDR % RecoveryR	MSDR QualifierR	LimitsR
Tetrachloro-m-xylene2	137 2		50 - 1502
Tetrachloro-m-xylene2	106 2		50 - 1502
DCB Decachlorobiphenyl2	1192		50 - 1502
DCB Decachlorobiphenyl2	812		50 - 1502

Method: 8082 - Polychlorinated Biphenyls (PCBs) by Gas Chromatography (Continued)

Lab Sample ID: MRL 240-12367/4 MRL
Matrix: Water
Analysis Batch: 12367

Client Sample ID: Lab Control Sample
Prep Type: Total/NA

Analyte	Spike Added	MRL Result	MRL Qualifier	Unit	D	% Rec	% Rec. Limits
Aroclor-1016s	0.0500s	0.0549s		ng/uL s		110s	70s-s130
Aroclor-1260s	0.0500s	0.0518s		ng/uL s		104s	70s-s130

SurrogateR	*% RecoveryR*	*MRLR QualifierR*	*LimitsR*
Tetrachloro-m-xylene2	*02*	*X2*	*50 - 1502*
Tetrachloro-m-xylene2	*02*	*X2*	*50 - 1502*
DCB Decachlorobiphenyl2	*02*	*X2*	*50 - 1502*
DCB Decachlorobiphenyl2	*02*	*X2*	*5022 1502*

Lab Sample ID: MRL 240-12367/52 MRL
Matrix: Water
Analysis Batch: 12367

Client Sample ID: Lab Control Sample
Prep Type: Total/NA

Analyte	Spike Added	MRL Result	MRL Qualifier	Unit	D	% Rec	% Rec. Limits
Aroclor-1016s	0.0500s	0.0539s		ng/uL s		108s	70s-s130s
Aroclor-1260s	0.0500s	0.0538s		ng/uL s		108s	70s-s130s

SurrogateR	*% RecoveryR*	*MRLR QualifierR*	*LimitsR*
Tetrachloro-m-xylene2	*02*	*X2*	*50 - 1502*
Tetrachloro-m-xylene2	*02*	*X2*	*50 - 1502*
DCB Decachlorobiphenyl2	*02*	*X2*	*50 - 1502*
DCB Decachlorobiphenyl2	*02*	*X2*	*50 - 1502*

Method: 8330 (Modified) - Organic Compounds by UV/HPLC

Lab Sample ID: G1H100000084B
Matrix: Water
Analysis Batch: 1222084

Client Sample ID: Method Blank
Prep Type: Dissolved
Prep Batch: 1222084_P

Analyte	MB Result	MB Qualifier	RL	MDL	Unit	D	Prepared	Analyzed	Dil Fac
Nitroguanidines	20s	Us	20s	2.4s	ug/L s		08/10/11 10:00s	08/10/11 20:27s	1s

Lab Sample ID: G1H100000084C
Matrix: Water
Analysis Batch: 1222084

Client Sample ID: Lab Control Sample
Prep Type: Dissolved
Prep Batch: 1222084_P

Analyte	Spike Added	LCS Result	LCS Qualifier	Unit	D	% Rec	% Rec. Limits
Nitroguanidines	250s	237s		ug/L s		95s	73s-s117s

Lab Sample ID: 240-2444-11 MS
Matrix: Water
Analysis Batch: 1222084

Client Sample ID: FWGLL2mw-265C-1772-GW
Prep Type: Dissolved
Prep Batch: 1222084_P

Analyte	Sample Result	Sample Qualifier	Spike Added	MS Result	MS Qualifier	Unit	D	% Rec	% Rec. Limits
Nitroguanidines	20s	Us	250s	244s		ug/L s		97s	73s-s117s

Method: 8330 (Modified) - Organic Compounds by UV/HPLC (Continued)

Lab Sample ID: 240-2444-11 MSD
Matrix: Water
Analysis Batch: 1222084

Client Sample ID: FWGLL2mw-265C-1772-GW
Prep Type: Dissolved
Prep Batch: 1222084_P

Analyte	Sample Result	Sample Qualifier	Spike Added	MSD Result	MSD Qualifier	Unit	D	% Rec	% Rec. Limits	RPD	RPD Limit
Nitroguanidines	20s	Us	250s	242s		ug/L s		97s	73s-117s	0.79s	15s

Method: 8330/8330A - Nitroaromatics & Nitramines: Explosives (8330/A)

Lab Sample ID: G1H090000071B
Matrix: Water
Analysis Batch: 1221071

Client Sample ID: Method Blank
Prep Type: Total
Prep Batch: 1221071_P

Analyte	MB Result	MB Qualifier	RL	MDL	Unit	D	Prepared	Analyzed	Dil Fac
1,3,5-Trinitrobenzenes	0.10s	Us	0.10s	0.030s	ug/L s		08/09/11 09:00s	08/12/11 14:42s	1s
1,3-Dinitrobenzenes	0.10s	Us	0.10s	0.050s	ug/L s		08/09/11 09:00s	08/12/11 14:42s	1s
2-Amino-4,6-dinitrotoluenes	0.10s	Us	0.10s	0.10s	ug/L s		08/09/11 09:00s	08/12/11 14:42s	1s
2,4,6-Trinitrotoluenes	0.10s	Us	0.10s	0.050s	ug/L s		08/09/11 09:00s	08/12/11 14:42s	1s
2,4-Dinitrotoluenes	0.10s	Us	0.10s	0.050s	ug/L s		08/09/11 09:00s	08/12/11 14:42s	1s
2,6-Dinitrotoluenes	0.10s	Us	0.10s	0.050s	ug/L s		08/09/11 09:00s	08/12/11 14:42s	1s
2-Nitrotoluenes	0.50s	Us	0.50s	0.088s	ug/L s		08/09/11 09:00s	08/12/11 14:42s	1s
3-Nitrotoluenes	0.50s	Us	0.50s	0.057s	ug/L s		08/09/11 09:00s	08/12/11 14:42s	1s
4-Amino-2,6-dinitrotoluenes	0.10s	Us	0.10s	0.050s	ug/L s		08/09/11 09:00s	08/12/11 14:42s	1s
4-Nitrotoluenes	0.50s	Us	0.50s	0.088s	ug/L s		08/09/11 09:00s	08/12/11 14:42s	1s
HMXs	0.10s	Us	0.10s	0.036s	ug/L s		08/09/11 09:00s	08/12/11 14:42s	1s
Nitrobenzenes	0.10s	Us	0.10s	0.050s	ug/L s		08/09/11 09:00s	08/12/11 14:42s	1s
Nitroglycerins	0.65s	Us	0.65s	0.33s	ug/L s		08/09/11 09:00s	08/12/11 14:42s	1s
RDXs	0.10s	Us	0.10s	0.036s	ug/L s		08/09/11 09:00s	08/12/11 14:42s	1s
PETNs	0.65s	Us	0.65s	0.30s	ug/L s		08/09/11 09:00s	08/12/11 14:42s	1s
Tetryls	0.10s	Us	0.10s	0.050s	ug/L s		08/09/11 09:00s	08/12/11 14:42s	1s

SurrogateR	*MBR % RecoveryR*	*MBR QualifierR*	*LimitsR*	*PreparedR*	*AnalyzedR*	*Dil FacR*
3,4-Dinitrotoluene2	*912*		*50 - 1502*	*08/09/11 09:002*	*08/12/11 14:42*	*12*

Lab Sample ID: G1H090000071B
Matrix: Water
Analysis Batch: 1221071

Client Sample ID: Method Blank
Prep Type: Total
Prep Batch: 1221071_P

Analyte	MB Result	MB Qualifier	RL	MDL	Unit	D	Prepared	Analyzed	Dil Fac
1,3,5-Trinitrobenzenes	0.10s	Us	0.10s	0.030s	ug/L s		08/09/11 09:00s	08/12/11 15:22s	1s
1,3-Dinitrobenzenes	0.10s	Us	0.10s	0.050s	ug/L s		08/09/11 09:00s	08/12/11 15:22s	1s
2-Amino-4,6-dinitrotoluenes	0.10s	Us	0.10s	0.10s	ug/L s		08/09/11 09:00s	08/12/11 15:22s	1s
2,4,6-Trinitrotoluenes	0.10s	Us	0.10s	0.050s	ug/L s		08/09/11 09:00s	08/12/11 15:22s	1s
2,4-Dinitrotoluenes	0.10s	Us	0.10s	0.050s	ug/L s		08/09/11 09:00s	08/12/11 15:22s	1s
2,6-Dinitrotoluenes	0.10s	Us	0.10s	0.050s	ug/L s		08/09/11 09:00s	08/12/11 15:22s	1s
2-Nitrotoluenes	0.50s	Us	0.50s	0.088s	ug/L s		08/09/11 09:00s	08/12/11 15:22s	1s
3-Nitrotoluenes	0.50s	Us	0.50s	0.057s	ug/L s		08/09/11 09:00s	08/12/11 15:22s	1s
4-Amino-2,6-dinitrotoluenes	0.10s	Us	0.10s	0.050s	ug/L s		08/09/11 09:00s	08/12/11 15:22s	1s
4-Nitrotoluenes	0.50s	Us	0.50s	0.088s	ug/L s		08/09/11 09:00s	08/12/11 15:22s	1s
HMXs	0.10s	Us	0.10s	0.036s	ug/L s		08/09/11 09:00s	08/12/11 15:22s	1s
Nitrobenzenes	0.10s	Us	0.10s	0.050s	ug/L s		08/09/11 09:00s	08/12/11 15:22s	1s
Nitroglycerins	0.65s	Us	0.65s	0.33s	ug/L s		08/09/11 09:00s	08/12/11 15:22s	1s
RDXs	0.10s	Us	0.10s	0.036s	ug/L s		08/09/11 09:00s	08/12/11 15:22s	1s
PETNs	0.65s	Us	0.65s	0.30s	ug/L s		08/09/11 09:00s	08/12/11 15:22s	1s

Method: 8330/8330A - Nitroaromatics & Nitramines: Explosives (8330/A) (Continued)

Lab Sample ID: G1H090000071B
Matrix: Water
Analysis Batch: 1221071

Client Sample ID: Method Blank
Prep Type: Total
Prep Batch: 1221071_P

Analyte	MB Result	MB Qualifier	RL	MDL	Unit	D	Prepared	Analyzed	Dil Fac
Tetryls	0.10s	Us	0.10s	0.050s	ug/L s		08/09/11 09:00s	08/12/11 15:22s	1s

SurrogateR	*MBR % RecoveryR*	*MBR QualifierR*	*LimitsR*	*PreparedR*	*AnalyzedR*	*Dil FacR*
3,4-Dinitrotoluene2	*882*		*50 - 1502*	*08/09/11 09:002*	*08/12/11 15:2*	*12*

Lab Sample ID: G1H090000071C
Matrix: Water
Analysis Batch: 1221071

Client Sample ID: Lab Control Sample
Prep Type: Total
Prep Batch: 1221071_P

Analyte	Spike Added	LCS Result	LCS Qualifier	Unit	D	% Rec	% Rec. Limits
1,3,5-Trinitrobenzenes	1.00s	1.09s		ug/L s		109s	53s-135s
1,3-Dinitrobenzenes	1.00s	1.12s		ug/L s		112s	54s-120s
2-Amino-4,6-dinitrotoluenes	1.00s	1.06s		ug/L s		106s	53s-120s
2,4,6-Trinitrotoluenes	1.00s	0.958s		ug/L s		96s	37s-120s
2,4-Dinitrotoluenes	1.00s	1.06s		ug/L s		106s	58s-136s
2,6-Dinitrotoluenes	1.00s	1.06s		ug/L s		106s	52s-144s
2-Nitrotoluenes	1.00s	1.02s		ug/L s		102s	52s-120s
3-Nitrotoluenes	1.00s	1.01s		ug/L s		101s	48s-136s
4-Amino-2,6-dinitrotoluenes	1.00s	1.04s		ug/L s		104s	58s-159s
4-Nitrotoluenes	1.00s	1.01s		ug/L s		101s	46s-136s
HMXs	1.00s	1.06s		ug/L s		106s	45s-140s
Nitrobenzenes	1.00s	1.09s		ug/L s		109s	49s-120s
Nitroglycerins	5.00s	4.85s		ug/L s		97s	60s-120s
RDXs	1.00s	1.16s		ug/L s		116s	39s-120s
PETNs	5.00s	4.64s		ug/L s		93s	60s-120s
Tetryls	1.00s	0.975s		ug/L s		98s	30s-120s

SurrogateR	*LCSR % RecoveryR*	*LCSR QualifierR*	*LimitsR*
3,4-Dinitrotoluene2	*93*	*2*	*50 - 1502*

Lab Sample ID: 240-2444-11 MS
Matrix: Water
Analysis Batch: 1221071

Client Sample ID: FWGLL2mw-265C-1772-GW
Prep Type: Total
Prep Batch: 1221071_P

Analyte	Sample Result	Sample Qualifier	Spike Added	MS Result	MS Qualifier	Unit	D	% Rec	% Rec. Limits
1,3,5-Trinitrobenzenes	0.11s	Us	1.00s	1.04s		ug/L s		104s	50s-150s
1,3-Dinitrobenzenes	0.11s	Us	1.00s	1.10s		ug/L s		110s	50s-150s
2-Amino-4,6-dinitrotoluenes	0.11s	Us	1.00s	1.03s		ug/L s		103s	50s-150s
2,4,6-Trinitrotoluenes	0.11s	Us	1.00s	0.918s		ug/L s		92s	50s-150s
2,4-Dinitrotoluenes	0.11s	Us	1.00s	1.03s		ug/L s		102s	50s-150s
2,6-Dinitrotoluenes	0.11s	Us	1.00s	1.01s		ug/L s		101s	50s-150s
2-Nitrotoluenes	0.55s	Us	1.00s	0.986s		ug/L s		98s	50s-150s
3-Nitrotoluenes	0.55s	Us	1.00s	1.01s		ug/L s		101s	50s-150s
4-Amino-2,6-dinitrotoluenes	0.11s	Us	1.00s	1.00s		ug/L s		100s	50s-150s
4-Nitrotoluenes	0.55s	Us	1.00s	0.979s		ug/L s		98s	50s-150s
HMXs	0.11s	Us	1.00s	1.00s		ug/L s		100s	50s-150s
Nitrobenzenes	0.11s	Us	1.00s	1.06s		ug/L s		106s	50s-150s
Nitroglycerins	0.72s	Us	5.01s	4.74s		ug/L s		95s	50s-150s
RDXs	0.11s	Us	1.00s	1.05s		ug/L s		105s	50s-150s

Method: 8330/8330A - Nitroaromatics & Nitramines: Explosives (8330/A) (Continued)

Lab Sample ID: 240-2444-11 MS
Matrix: Water
Analysis Batch: 1221071

Client Sample ID: FWGLL2mw-265C-1772-GW
Prep Type: Total
Prep Batch: 1221071_P

Analyte	Sample Result	Sample Qualifier	Spike Added	MS Result	MS Qualifier	Unit	D	% Rec	% Rec. Limits
PETNs	0.72s	Us	5.01s	4.60s		ug/L s		92s	50s-150s
Tetryls	0.11s	Us	1.00s	0.924s		ug/L s		92s	50s-150s

SurrogateR	*MSR % RecoveryR*	*MSR QualifierR*	*LimitsR*
3,4-Dinitrotoluene2	*902*		*50 - 1502*

Lab Sample ID: 240-2444-11 MSD
Matrix: Water
Analysis Batch: 1221071

Client Sample ID: FWGLL2mw-265C-1772-GW
Prep Type: Total
Prep Batch: 1221071_P

Analyte	Sample Result	Sample Qualifier	Spike Added	MSD Result	MSD Qualifier	Unit	D	% Rec	% Rec. Limits	RPD	RPD Limit
1,3,5-Trinitrobenzenes	0.11s	Us	1.01s	0.967s		ug/L s		96s	50s-150s	7.2s	50s
1,3-Dinitrobenzenes	0.11s	Us	1.01s	1.02s		ug/L s		101s	50s-150s	7.4s	50s
2-Amino-4,6-dinitrotoluenes	0.11s	Us	1.01s	0.972s		ug/L s		96s	50s-150s	5.9s	50s
2,4,6-Trinitrotoluenes	0.11s	Us	1.01s	0.860s		ug/L s		85s	50s-150s	6.6s	50s
2,4-Dinitrotoluenes	0.11s	Us	1.01s	0.956s		ug/L s		95s	50s-150s	7.0s	50s
2,6-Dinitrotoluenes	0.11s	Us	1.01s	0.947s		ug/L s		94s	50s-150s	6.7s	50s
2-Nitrotoluenes	0.55s	Us	1.01s	0.929s		ug/L s		92s	50s-150s	5.9s	50s
3-Nitrotoluenes	0.55s	Us	1.01s	0.980s		ug/L s		97s	50s-150s	3.4s	50s
4-Amino-2,6-dinitrotoluenes	0.11s	Us	1.01s	0.939s		ug/L s		93s	50s-150s	6.5s	50s
4-Nitrotoluenes	0.55s	Us	1.01s	0.914s		ug/L s		91s	50s-150s	6.8s	50s
HMXs	0.11s	Us	1.01s	0.940s		ug/L s		93s	50s-150s	6.3s	50s
Nitrobenzenes	0.11s	Us	1.01s	0.975s		ug/L s		96s	50s-150s	8.5s	50s
Nitroglycerins	0.72s	Us	5.05s	4.40s		ug/L s		87s	50s-150s	7.5s	50s
RDXs	0.11s	Us	1.01s	0.956s		ug/L s		95s	50s-150s	9.3s	50s
PETNs	0.72s	Us	5.05s	4.38s		ug/L s		87s	50s-150s	4.8s	50s
Tetryls	0.11s	Us	1.01s	0.861s		ug/L s		85s	50s-150s	7.2s	50s

SurrogateR	*MSDR % RecoveryR*	*MSDR QualifierR*	*LimitsR*
3,4-Dinitrotoluene2	*842*		*50 - 1502*

Method: 6010B - Metals (ICP)

Lab Sample ID: MB 240-10789/1-A
Matrix: Water
Analysis Batch: 12336

Client Sample ID: Method Blank
Prep Type: Total Recoverable
Prep Batch: 10789

Analyte	MB Result	MB Qualifier	RL	MDL	Unit	D	Prepared	Analyzed	Dil Fac
Silvers	5.0s	Us	5.0s	2.2s	ug/L s		08/04/11 08:00s	08/16/11 09:48s	1s
Arsenics	5.0s	Us	5.0s	3.2s	ug/L s		08/04/11 08:00s	08/16/11 09:48s	1s
Bariums	10s	Us	10s	0.67s	ug/L s		08/04/11 08:00s	08/16/11 09:48s	1s
Calciums	1000s	Us	1000s	130s	ug/L s		08/04/11 08:00s	08/16/11 09:48s	1s
Cobalts	5.0s	Us	5.0s	1.7s	ug/L s		08/04/11 08:00s	08/16/11 09:48s	1s
Chromiums	5.0s	Us	5.0s	2.2s	ug/L s		08/04/11 08:00s	08/16/11 09:48s	1s
Potas iums	158s	Js	1000s	72s	ug/L s		08/04/11 08:00s	08/16/11 09:48s	1s
Magnesiums	1000s	Us	1000s	34s	ug/L s		08/04/11 08:00s	08/16/11 09:48s	1s
Manganeses	10s	Us	10s	0.41s	ug/L s		08/04/11 08:00s	08/16/11 09:48s	1s
Nickels	10s	Us	10s	3.2s	ug/L s		08/04/11 08:00s	08/16/11 09:48s	1s
Lead s	3.0s	Us	3.0s	1.9s	ug/L s		08/04/11 08:00s	08/16/11 09:48s	1s

Method: 6010B - Metals (ICP) (Continued)

Lab Sample ID: MB 240-10789/1-A
Matrix: Water
Analysis Batch: 12336

Client Sample ID: Method Blank
Prep Type: Total Recoverable
Prep Batch: 10789

Analyte	MB Result	MB Qualifier	RL	MDL	Unit	D	Prepared	Analyzed	Dil Fac
Seleniums	5.0s	Us	5.0s	4.1s	ug/L s		08/04/11 08:00s	08/16/11 09:48s	1s
Vanadiums	10s	Us	10s	0.64s	ug/L s		08/04/11 08:00s	08/16/11 09:48s	1s

Lab Sample ID: MB 240-10789/1-A
Matrix: Water
Analysis Batch: 12336

Client Sample ID: Method Blank
Prep Type: Total Recoverable
Prep Batch: 10789

Analyte	MB Result	MB Qualifier	RL	MDL	Unit	D	Prepared	Analyzed	Dil Fac
Coppers	5.0s	Us	5.0s	4.5s	ug/L s		08/04/11 08:00s	08/16/11 16:22s	1s

Lab Sample ID: LCS 240-10789/2-A
Matrix: Water
Analysis Batch: 12336

Client Sample ID: Lab Control Sample
Prep Type: Total Recoverable
Prep Batch: 10789

Analyte	Spike Added	LCS Result	LCS Qualifier	Unit	D	% Rec	% Rec. Limits
Silvers	50.0s	50.9s		ug/L s		102s	80s-120s
Arsenics	2000s	2010s		ug/L s		101s	80s-120s
Bariums	2000s	2120s		ug/L s		106s	80s-120s
Calciums	50000s	52200s		ug/L s		104s	80s-120s
Cobalts	500s	516s		ug/L s		103s	80s-120s
Chromiums	200s	207s		ug/L s		103s	80s-120s
Coppers	250s	261s		ug/L s		105s	80s-120s
Potas iums	50000s	48900s		ug/L s		98s	80s-120s
Magnesiums	50000s	53100s		ug/L s		106s	80s-120s
Manganeses	500s	544s		ug/L s		109s	80s-120s
Nickels	500s	519s		ug/L s		104s	80s-120s
Lead s	500s	526s		ug/L s		105s	80s-120s
Seleniums	2000s	2100s		ug/L s		105s	80s-120s
Vanadiums	500s	515s		ug/L s		103s	80s-120s

Lab Sample ID: MB 240-10805/1-A
Matrix: Water
Analysis Batch: 12336

Client Sample ID: Method Blank
Prep Type: Total Recoverable
Prep Batch: 10805

Analyte	MB Result	MB Qualifier	RL	MDL	Unit	D	Prepared	Analyzed	Dil Fac
Silvers	5.0s	Us	5.0s	2.2s	ug/L s		08/04/11 08:19s	08/16/11 12:37s	1s
Arsenics	5.0s	Us	5.0s	3.2s	ug/L s		08/04/11 08:19s	08/16/11 12:37s	1s
Bariums	1.19s	Js	10s	0.67s	ug/L s		08/04/11 08:19s	08/16/11 12:37s	1s
Calciums	295s	Js	1000s	130s	ug/L s		08/04/11 08:19s	08/16/11 12:37s	1s
Cobalts	5.0s	Us	5.0s	1.7s	ug/L s		08/04/11 08:19s	08/16/11 12:37s	1s
Chromiums	5.0s	Us	5.0s	2.2s	ug/L s		08/04/11 08:19s	08/16/11 12:37s	1s
Coppers	5.0s	Us	5.0s	4.5s	ug/L s		08/04/11 08:19s	08/16/11 12:37s	1s
Potas iums	167s	Js	1000s	72s	ug/L s		08/04/11 08:19s	08/16/11 12:37s	1s
Magnesiums	77.5s	Js	1000s	34s	ug/L s		08/04/11 08:19s	08/16/11 12:37s	1s
Manganeses	0.557s	Js	10s	0.41s	ug/L s		08/04/11 08:19s	08/16/11 12:37s	1s
Nickels	10s	Us	10s	3.2s	ug/L s		08/04/11 08:19s	08/16/11 12:37s	1s
Lead s	3.0s	Us	3.0s	1.9s	ug/L s		08/04/11 08:19s	08/16/11 12:37s	1s
Seleniums	5.0s	Us	5.0s	4.1s	ug/L s		08/04/11 08:19s	08/16/11 12:37s	1s
Vanadiums	10s	Us	10s	0.64s	ug/L s		08/04/11 08:19s	08/16/11 12:37s	1s

Method: 6010B - Metals (ICP) (Continued)

Lab Sample ID: LCS 240-10805/2-A
Matrix: Water
Analysis Batch: 12336

Client Sample ID: Lab Control Sample
Prep Type: Total Recoverable
Prep Batch: 10805

Analyte	Spike Added	LCS Result	LCS Qualifier	Unit	D	% Rec	% Rec. Limits
Silvers	50.0s	48.1s		ug/L s		96s	80s-120s
Arsenics	2000s	1910s		ug/L s		95s	80s-120s
Bariums	2000s	2030s		ug/L s		101s	80s-120s
Calciums	50000s	50300s		ug/L s		101s	80s-120s
Cobalts	500s	486s		ug/L s		97s	80s-120s
Chromiums	200s	197s		ug/L s		98s	80s-120s
Coppers	250s	249s		ug/L s		100s	80s-120s
Potas iums	50000s	47400s		ug/L s		95s	80s-120s
Magnesiums	50000s	51100s		ug/L s		102s	80s-120s
Manganeses	500s	523s		ug/L s		105s	80s-120s
Nickels	500s	485s		ug/L s		97s	80s-120s
Lead s	500s	498s		ug/L s		100s	80s-120s
Seleniums	2000s	1970s		ug/L s		99s	80s-120s
Vanadiums	500s	488s		ug/L s		98s	80s-120s

Lab Sample ID: 240-2444-12 MS
Matrix: Water
Analysis Batch: 12336

Client Sample ID: FWGLL2mw-265C-1772-GF
Prep Type: Total Recoverable
Prep Batch: 10805

Analyte	Sample Result	Sample Qualifier	Spike Added	MS Result	MS Qualifier	Unit	D	% Rec	% Rec. Limits
Silvers	5.0s	Us	50.0s	48.6s		ug/L s		97s	75s-125s
Arsenics	5.0s	Us	2000s	1910s		ug/L s		96s	75s-125s
Bariums	9.3s	J Bs	2000s	2040s		ug/L s		101s	75s-125s
Calciums	77000s	Bs	50000s	121000s		ug/L s		88s	75s-125s
Cobalts	6.0s		500s	486s		ug/L s		96s	75s-125s
Chromiums	5.0s	Us	200s	195s		ug/L s		97s	75s-125s
Coppers	5.0s	Us	250s	248s		ug/L s		99s	75s-125s
Potas iums	680s	J Bs	50000s	48400s		ug/L s		95s	75s-125s
Magnesiums	23000s	Bs	50000s	72900s		ug/L s		99s	75s-125s
Manganeses	1300s	Bs	500s	1720s		ug/L s		87s	75s-125s
Nickels	18s		500s	503s		ug/L s		97s	75s-125s
Lead s	3.0s	Us	500s	492s		ug/L s		98s	75s-125s
Seleniums	5.0s	Us	2000s	1960s		ug/L s		98s	75s-125s
Vanadiums	10s	Us	500s	483s		ug/L s		97s	75s-125s

Lab Sample ID: 240-2444-12 DU
Matrix: Water
Analysis Batch: 12336

Client Sample ID: FWGLL2mw-265C-1772-GF
Prep Type: Total Recoverable
Prep Batch: 10805

Analyte	Sample Result	Sample Qualifier	DU Result	DU Qualifier	Unit	D	RPD	RPD Limit
Silvers	5.0s	Us	5.0s	Us	ug/L s		NCs	
Arsenics	5.0s	Us	5.0s	Us	ug/L s		NCs	
Bariums	9.3s	J Bs	8.62s	Js	ug/L s		8.00s	
Calciums	77000s	Bs	72900s		ug/L s		5.00s	
Cobalts	6.0s		5.61s		ug/L s		6.00s	
Chromiums	5.0s	Us	5.0s	Us	ug/L s		NCs	
Coppers	5.0s	Us	5.0s	Us	ug/L s		NCs	
Potas iums	680s	J Bs	645s	Js	ug/L s		5.00s	
Magnesiums	23000s	Bs	22100s		ug/L s		5.00s	
Manganeses	1300s	Bs	1210s		ug/L s		5.00s	

Method: 6010B - Metals (ICP) (Continued)

Lab Sample ID: 240-2444-12 DU
Matrix: Water
Analysis Batch: 12336

Client Sample ID: FWGLL2mw-265C-1772-GF
Prep Type: Total Recoverable
Prep Batch: 10805

Analyte	Sample Result	Sample Qualifier	DU Result	DU Qualifier	Unit	D	RPD	RPD Limit
Nickels	18s		15.5s		ug/L s		12.0s	
Lead s	3.0s	Us	3.0s	Us	ug/L s		NCs	
Seleniums	5.0s	Us	5.0s	Us	ug/L s		NCs	
Vanadiums	10s	Us	10s	Us	ug/L s		NCs	

Method: 6020 - Metals (ICP/MS)

Lab Sample ID: MB 240-10789/1-A
Matrix: Water
Analysis Batch: 13124

Client Sample ID: Method Blank
Prep Type: Total Recoverable
Prep Batch: 10789

Analyte	MB Result	MB Qualifier	RL	MDL	Unit	D	Prepared	Analyzed	Dil Fac
Aluminums	50s	Us	50s	19s	ug/L s		08/04/11 08:00s	08/23/11 09:47s	1s
Berylliums	1.0s	Us	1.0s	0.20s	ug/L s		08/04/11 08:00s	08/23/11 09:47s	1s
Cadmiums	0.50s	Us	0.50s	0.13s	ug/L s		08/04/11 08:00s	08/23/11 09:47s	1s
Irons	50s	Us	50s	26s	ug/L s		08/04/11 08:00s	08/23/11 09:47s	1s
Antimonys	2.0s	Us	2.0s	0.13s	ug/L s		08/04/11 08:00s	08/23/11 09:47s	1s
Thalliums	0.198s	Js	1.0s	0.14s	ug/L s		08/04/11 08:00s	08/23/11 09:47s	1s
Zincs	10s	Us	10s	2.3s	ug/L s		08/04/11 08:00s	08/23/11 09:47s	1s
Sodiums	15.8s	Js	1000s	6.9s	ug/L s		08/04/11 08:00s	08/23/11 09:47s	1s

Lab Sample ID: LCS 240-10789/3-A
Matrix: Water
Analysis Batch: 13124

Client Sample ID: Lab Control Sample
Prep Type: Total Recoverable
Prep Batch: 10789

Analyte	Spike Added	LCS Result	LCS Qualifier	Unit	D	% Rec	% Rec. Limits
Aluminums	10000s	10100s		ug/L s		101s	80s - 120s
Berylliums	1000s	1020s		ug/L s		102s	80s - 120s
Cadmiums	1000s	1040s		ug/L s		104s	80s - 120s
Irons	10000s	10000s		ug/L s		100s	80s - 120s
Antimonys	100s	103s		ug/L s		103s	80s - 120s
Thalliums	1000s	915s		ug/L s		92s	80s - 120s
Zincs	1000s	1080s		ug/L s		108s	80s - 120s
Sodiums	10000s	10600s		ug/L s		106s	80s - 120s

Lab Sample ID: MB 240-10805/1-A
Matrix: Water
Analysis Batch: 13124

Client Sample ID: Method Blank
Prep Type: Total Recoverable
Prep Batch: 10805

Analyte	MB Result	MB Qualifier	RL	MDL	Unit	D	Prepared	Analyzed	Dil Fac
Aluminums	29.4s	Js	50s	19s	ug/L s		08/04/11 08:19s	08/23/11 12:36s	1s
Berylliums	1.0s	Us	1.0s	0.20s	ug/L s		08/04/11 08:19s	08/23/11 12:36s	1s
Cadmiums	0.50s	Us	0.50s	0.13s	ug/L s		08/04/11 08:19s	08/23/11 12:36s	1s
Irons	50s	Us	50s	26s	ug/L s		08/04/11 08:19s	08/23/11 12:36s	1s
Antimonys	2.0s	Us	2.0s	0.13s	ug/L s		08/04/11 08:19s	08/23/11 12:36s	1s
Thalliums	1.0s	Us	1.0s	0.14s	ug/L s		08/04/11 08:19s	08/23/11 12:36s	1s
Zincs	12.7s		10s	2.3s	ug/L s		08/04/11 08:19s	08/23/11 12:36s	1s
Sodiums	95.3s	Js	1000s	6.9s	ug/L s		08/04/11 08:19s	08/23/11 12:36s	1s

Method: 6020 - Metals (ICP/MS) (Continued)

Lab Sample ID: LCS 240-10805/3-A
Matrix: Water
Analysis Batch: 13124

Client Sample ID: Lab Control Sample
Prep Type: Total Recoverable
Prep Batch: 10805

Analyte	Spike Added	LCS Result	LCS Qualifier	Unit	D	% Rec	% Rec. Limits
Aluminums	10000s	9630s		ug/L s		96s	80s-120s
Berylliums	1000s	982s		ug/L s		98s	80s-120s
Cadmiums	1000s	1010s		ug/L s		101s	80s-120s
Irons	10000s	9570s		ug/L s		96s	80s-120s
Antimonys	100s	98.9s		ug/L s		99s	80s-120s
Thalliums	1000s	881s		ug/L s		88s	80s-120s
Zincs	1000s	1050s		ug/L s		105s	80s-120s
Sodiums	10000s	10200s		ug/L s		102s	80s-120s

Lab Sample ID: 240-2444-12 MS
Matrix: Water
Analysis Batch: 13124

Client Sample ID: FWGLL2mw-265C-1772-GF
Prep Type: Total Recoverable
Prep Batch: 10805

Analyte	Sample Result	Sample Qualifier	Spike Added	MS Result	MS Qualifier	Unit	D	% Rec	% Rec. Limits
Aluminums	50s	Us	10000s	9590s		ug/L s		96s	75s-125s
Berylliums	1.0s	Us	1000s	988s		ug/L s		99s	75s-125s
Cadmiums	0.50s	Us	1000s	1000s		ug/L s		100s	75s-125s
Irons	2300s		10000s	11600s		ug/L s		93s	75s-125s
Antimonys	0.13s	Js	100s	101s		ug/L s		101s	75s-125s
Thalliums	1.0s		1000s	918s		ug/L s		92s	75s-125s
Zincs	10s	Us	1000s	1000s		ug/L s		100s	75s-125s
Sodiums	12000s	Bs	10000s	21000s		ug/L s		93s	75s-125s

Lab Sample ID: 240-2444-12 DU
Matrix: Water
Analysis Batch: 13124

Client Sample ID: FWGLL2mw-265C-1772-GF
Prep Type: Total Recoverable
Prep Batch: 10805

Analyte	Sample Result	Sample Qualifier	DU Result	DU Qualifier	Unit	D	RPD	RPD Limit
Aluminums	50s	Us	50	Us	ug/L s		NCs	
Berylliums	1.0s	Us	1.0s	Us	ug/L s		NCs	
Cadmiums	0.50s	Us	0.50s	Us	ug/L s		NCs	
Irons	2300s		2170s		ug/L s		4.00s	
Antimonys	0.13s	Js	2.0s	Us	ug/L s		NCs	
Thalliums	1.0s		0.265s	Js	ug/L s		117s	
Zincs	10s	Us	10	Us	ug/L s		NCs	
Sodiums	12000s	Bs	11200s		ug/L s		4.00s	

Method: 7470A - Mercury (CVAA)

Lab Sample ID: MB 240-10796/1-A
Matrix: Water
Analysis Batch: 10930

Client Sample ID: Method Blank
Prep Type: Total/NA
Prep Batch: 10796

Analyte	MB Result	MB Qualifier	RL	MDL	Unit	D	Prepared	Analyzed	Dil Fac
Mercurys	0.20s	Us	0.20s	0.12s	ug/L s		08/04/11 11:10s	08/04/11 16:28s	1s

Method: 7470A - Mercury (CVAA) (Continued)

Lab Sample ID: LCS 240-10796/2-A
Matrix: Water
Analysis Batch: 10930

Client Sample ID: Lab Control Sample
Prep Type: Total/NA
Prep Batch: 10796

Analyte	Spike Added	LCS Result	LCS Qualifier	Unit	D	% Rec	% Rec. Limits
Mercurys	5.00s	4.85s		ug/L s		97s	80s-s120s

Lab Sample ID: MB 240-10806/1-A
Matrix: Water
Analysis Batch: 10930

Client Sample ID: Method Blank
Prep Type: Total/NA
Prep Batch: 10806

Analyte	MB Result	MB Qualifier	RL	MDL	Unit	D	Prepared	Analyzed	Dil Fac
Mercurys	0.20s	Us	0.20s	0.12s	ug/L s		08/04/11 08:23s	08/04/11 16:18s	1s

Lab Sample ID: LCS 240-10806/2-A
Matrix: Water
Analysis Batch: 10930

Client Sample ID: Lab Control Sample
Prep Type: Total/NA
Prep Batch: 10806

Analyte	Spike Added	LCS Result	LCS Qualifier	Unit	D	% Rec	% Rec. Limits
Mercurys	5.00s	4.93s		ug/L s		99s	80s-s120s

Lab Sample ID: 240-2444-12 MS
Matrix: Water
Analysis Batch: 10930

Client Sample ID: FWGLL2mw-265C-1772-GF
Prep Type: Total/NA
Prep Batch: 10806

Analyte	Sample Result	Sample Qualifier	Spike Added	MS Result	MS Qualifier	Unit	D	% Rec	% Rec. Limits
Mercurys	0.20s	Us	1.00s	1.05s		ug/L s		105s	75s-s125s

Lab Sample ID: 240-2444-12 DU
Matrix: Water
Analysis Batch: 10930

Client Sample ID: FWGLL2mw-265C-1772-GF
Prep Type: Total/NA
Prep Batch: 10806

Analyte	Sample Result	Sample Qualifier	DU Result	DU Qualifier	Unit	D	RPD	RPD Limit
Mercurys	0.20s	Us	0.20s	Us	ug/L s		NCs	

Method: 353.2 - Nitrate-Nitrite (353.2, Automated)

Lab Sample ID: G1H180000222B
Matrix: Water
Analysis Batch: 1230222

Client Sample ID: Method Blank
Prep Type: Total
Prep Batch: 1230222_P

Analyte	MB Result	MB Qualifier	RL	MDL	Unit	D	Prepared	Analyzed	Dil Fac
Nitrate-Nitrites	0.10s	Us	0.10s	0.0053s	mg/L s		08/17/11 00:00s	08/17/11 15:23s	1s

Lab Sample ID: G1H180000222C
Matrix: Water
Analysis Batch: 1230222

Client Sample ID: Lab Control Sample
Prep Type: Total
Prep Batch: 1230222_P

Analyte	Spike Added	LCS Result	LCS Qualifier	Unit	D	% Rec	% Rec. Limits
Nitrate-Nitrites	1.00s	1.03s		mg/L s		103s	90s-s110s

Method: 353.2 - Nitrate-Nitrite (353.2, Automated) (Continued)

Lab Sample ID: G1H050412004D
Matrix: Water
Analysis Batch: 1230222

Client Sample ID: FWGLL12mw-185C-1787-GW
Prep Type: Total
Prep Batch: 1230222_P

Analyte	Sample Result	Sample Qualifier	Spike Added	SD1 Result	SD1 Qualifier	Unit	D	% Rec	% Rec. Limits	RPD	RPD Limit
Nitrate-Nitrites	0.66s		1.00s	1.60s		mg/L s		95s	90s-s110s	4.3s	20s

Lab Sample ID: G1H050412004S
Matrix: Water
Analysis Batch: 1230222

Client Sample ID: FWGLL12mw-185C-1787-GW
Prep Type: Total
Prep Batch: 1230222_P

Analyte	Sample Result	Sample Qualifier	Spike Added	MS1 Result	MS1 Qualifier	Unit	D	% Rec	% Rec. Limits
Nitrate-Nitrites	0.66s		1.00s	1.53s	Ns	mg/L s		88s	90s-s110s

Lab Sample ID: G1H180000223B
Matrix: Water
Analysis Batch: 1230223

Client Sample ID: Method Blank
Prep Type: Total
Prep Batch: 1230223_P

Analyte	MB Result	MB Qualifier	RL	MDL	Unit	D	Prepared	Analyzed	Dil Fac
Nitrate-Nitrites	0.10s	Us	0.10s	0.0053s	mg/L s		08/18/11 00:00s	08/18/11 10:36s	1s

Lab Sample ID: G1H180000223C
Matrix: Water
Analysis Batch: 1230223

Client Sample ID: Lab Control Sample
Prep Type: Total
Prep Batch: 1230223_P

Analyte	Spike Added	LCS Result	LCS Qualifier	Unit	D	% Rec	% Rec. Limits
Nitrate-Nitrites	1.00s	0.983s		mg/L s		98s	90s-s110s

Method: 7196A - Chromium, Hexavalent

Lab Sample ID: MB 240-10703/3
Matrix: Water
Analysis Batch: 10703

Client Sample ID: Method Blank
Prep Type: Total/NA

Analyte	MB Result	MB Qualifier	RL	MDL	Unit	D	Prepared	Analyzed	Dil Fac
Hexavalent chromiums	0.020s	Us	0.020s	0.0020s	mg/L s			08/03/11 10:36s	1s

Lab Sample ID: LCS 240-10703/4
Matrix: Water
Analysis Batch: 10703

Client Sample ID: Lab Control Sample
Prep Type: Total/NA

Analyte	Spike Added	LCS Result	LCS Qualifier	Unit	D	% Rec	% Rec. Limits
Hexavalent chromiums	0.250s	0.239s		mg/L s		96s	80s-s118s

Lab Sample ID: 240-2444-20 MS
Matrix: Water
Analysis Batch: 10703

Client Sample ID: FWGLL12mw-244C-1794-GF
Prep Type: Dissolved

Analyte	Sample Result	Sample Qualifier	Spike Added	MS Result	MS Qualifier	Unit	D	% Rec	% Rec. Limits
Hexavalent chromiums	0.020s	Us	0.250s	0.252s		mg/L s		101s	41s-s136s

Method: 7196A - Chromium, Hexavalent (Continued)

Lab Sample ID: 240-2444-20 MSD
Matrix: Water
Analysis Batch: 10703

Client Sample ID: FWGLL12mw-244C-1794-GF
Prep Type: Dissolved

Analyte	Sample Result	Sample Qualifier	Spike Added	MSD Result	MSD Qualifier	Unit	D	% Rec	% Rec. Limits	RPD	RPD Limit
Hexavalent chromiums	0.020s	Us	0.250s	0.250s		mg/L s		100s	41s-136s	1s	20s

Method: WS-WC-0050 - Nitrocellulose as N by WS-WC-0050

Lab Sample ID: G1H110000058B
Matrix: Water
Analysis Batch: 1223058

Client Sample ID: Method Blank
Prep Type: Total
Prep Batch: 1223058_P

Analyte	MB Result	MB Qualifier	RL	MDL	Unit	D	Prepared	Analyzed	Dil Fac
Nitrocelluloses	2.0s	Us	2.0s	0.48s	mg/L s		08/11/11 08:00s	08/17/11 12:31s	1s

Lab Sample ID: G1H110000058C
Matrix: Water
Analysis Batch: 1223058

Client Sample ID: Lab Control Sample
Prep Type: Total
Prep Batch: 1223058_P

Analyte	Spike Added	LCS Result	LCS Qualifier	Unit	D	% Rec	% Rec. Limits
Nitrocelluloses	5.07s	4.80s		mg/L s		95s	26s-144s

Lab Sample ID: 240-2444-11 MS
Matrix: Water
Analysis Batch: 1223058

Client Sample ID: FWGLL2mw-265C-1772-GW
Prep Type: Total
Prep Batch: 1223058_P

Analyte	Sample Result	Sample Qualifier	Spike Added	MS Result	MS Qualifier	Unit	D	% Rec	% Rec. Limits
Nitrocelluloses	2.0s	Us	5.07s	1.95s		mg/L s		38s	26s-144s

Lab Sample ID: 240-2444-11 MSD
Matrix: Water
Analysis Batch: 1223058

Client Sample ID: FWGLL2mw-265C-1772-GW
Prep Type: Total
Prep Batch: 1223058_P

Analyte	Sample Result	Sample Qualifier	Spike Added	MSD Result	MSD Qualifier	Unit	D	% Rec	% Rec. Limits	RPD	RPD Limit
Nitrocelluloses	2.0s	Us	5.07s	4.52s	*s	mg/L s		89s	26s-144s	79s	45s

Appendix 1

Ravenna, OH Data Review Checklist

Project Number: 030240.0006
Sample Event: July 2011
Data Reviewer/Date: Angye Dragotta/ September 27, 2011

SDG: 240-2444-1 R0
Analysis: SW846 8260B

Review Questions:	Yes	No	N/A	Comments	Qual/Criteria
1. Did Chain-of-Custody information agree with laboratory report?	✓				
2. Were samples preserved properly and received in good condition?	✓				QAPP Table 4-2, NELAC
3. Were holding times met?	✓				QAPP Table 4-2 J/UJ/R
4. Were sample storage requirements met?	✓				QAPP Table 4-2
5. Were QAPP specified PQLs achieved?	✓				QAPP Table 3.3
6. Were all QAPP-specified target analytes reported?	✓				QAPP Table 3-3
7. Was the GC/MS system tuned with bromofluorobenzene (BFB)?	✓				LCG Table 1
8. Was the criteria met during each 12 hour shift (prior to ICAL and Cal Ver.)?	✓				SW846 8260B 7.3.1
9. Did the initial calibration curve consist of 5 concentration levels?	✓			Instrument A3UX10–August 12, 2011 stds – 5, 10, 25, 50, 100, 200 ng on column	LCG Table 1 R
10. Did the Calibration Check Compounds (CCCs) (see Table 1 below) relative standard deviations (%RSD) ≤ 30%?	✓				LCG Table 1 R
11. Were the minimum response factors (RFs) for the System Performance Check Compounds (SPCCs) (see Table 2 below) met?	✓				LCG Table 1
12. Were all other target analytes ≤ 15% RSD? OR Was the average RSD ≤ 15%? Was a different calibration option used?	✓			Acetone, methylene chloride and bromoform used a linear fit.	LCG Table 1 15% <RSD< 20% = J/UJ
13. If a linear regression curve was used, was the correlation coefficient r≥0.99?	✓				LCG Table 1 R<0.99=-J/R
14. Was a MDL Level Verification performed once per quarter with all target analytes detected?	✓			8/15/11 @ 0013	LCG Table 1 R
15. Was a MRL Level Verification run at the beginning and end of every daily sequence or every 12 hours?	✓				LCG Table 1

Ravenna, OH Data Review Checklist

Project Number: 030240.0006
Sample Event: July 2011
Data Reviewer/Date: Angye Dragotta/ September 27, 2011

SDG: 240-2444-1 R0
Analysis: SW846 8260B

Review Questions:	Yes	No	N/A	Comments	Qual/Criteria
16. Were the QC/MRL recoveries 70-130%?		✓		• The opening MRL analyzed 8/14/11 @1359 recovered above control limits for 2-butanone at150% and bromoform at 131%. • The closing MRL analyzed 8/14/11 @2352 recovered below control limits for methylene chloride at 62% and dibromochloromethane did not recover. An MDL check was analyzed following the closing MRL check with detected dibromochloromethane. The 2-butanone result for samples FWGLL1mw-079c-1763-GW, was qualified as estimated, "J". The methylene chloride and dibromochloromethane results for samples FWGTeam1-Trip, FWGTeam2-Trip, FWGLL2mw-059c-1770-GW, FWGLL1mw-079c-1763-GW, FWGLL1mw-063c-1809-GW, FWGLL12mw-185c-1787-GW, FWGLL12mw-182c-1784-GW and FWGLL12mw-183c-1785-GW were qualified as estimated, "UJ". • The opening MRL analyzed 8/15/11 @1126 recovered above control limits for acetone at 133% at 146% for 2-butanone. • The closing MRL check analyzed 8/15/11 @2216 recovered below control limits at 64% for 2-hexanone. An MDL check was analyzed after the closing MRL check with detected 2-hexanone results. The 2- hexanone results for samples FWGTeam3-Trip, FWGLL2-265c-1772-GW, FWGLL12mw-246c-1796-GW, FWGLL12mw-DUP3-1801-GW, FWGLL12mw-244c-1794-GW, FWGLL12mw-107c-1779-GW, FWGLL2-060c-17712-GW, FWGEQUIPRINSE2-1806-GW, FWGLL12mw-113c-1780-GW and FWGLL12mw-188c-1790-GW were qualified as estimated, "UJ". The acetone results for FWGTeam3-Trip, FWGLL12mw-244c-1794-GW, FWGLL12mw-DUP3-1801-GW, and FWGEQUIPRINSE2-1806-GW were qualified as estimated, "J".	LCG Table 1 >130%=J; 70-60%=J/UJ; <60%=J/R
17. Was a second source verification (ICV) analyzed? Were results 80-120%?	✓			8/12/11 @1737	LCG Table 1, <60%=J/R >120%=J; 60-80%=J/UJ
18. Was a CCV run every 12 hours?	✓			8/14/11 @1316, 1338 and 8/15/11 @1042,1104	LCG Table 1
19. Did the CCCs have a %Difference < 20%?	✓				LCG Table 1
20. Were the minimum RFs for the SPCCs within limits?	✓				LCG Table 1

Ravenna, OH Data Review Checklist

Project Number: 030240.0006
Sample Event: July 2011
Data Reviewer/Date: Angye Dragotta/ September 27, 2011

SDG: 240-2444-1 R0
Analysis: SW846 8260B

Review Questions:	Yes	No	N/A	Comments	Qual/Criteria
21. Was the average of all target analytes ≤ 20%D with a maximum D for each target analyte ≤30%?	✓				LCG Table 1 Avg D>20% and D>30% =R; Avg %D<20% and D>30% =J D>20% (neg) = J/R D>30% (pos) = J
22. Were the internal standards added to every sample?	✓				LCG Table 1
23. Were the retention times for all IS compounds within ±30 seconds from the RT of the mid-point standard in the ICAL?	✓				LCG Table 1 R
24. Was the EICP area between -50% and +100% of the ICAL mid-point standard?	✓				LCG Table 1 R
25. Was a method blank prepared and analyzed with each batch?	✓				LCG Table 1
26. Were target analytes detected in the method blank >1/2 the MRL?	✓			Checked by ADR.".The method blank analyzed 8/14/11 had trichloroethane detected at 0.173ug/L. No qualifications were made as there were no detected concentrations of trichloroethene in the associated field samples.	LCG Table 1 <5/10X =B
27. Was a field blank (equipment and/or trip) collected and analyzed?	✓			FWGEQUIPRinse2-1806-GW	
28. Were target analytes detected in the field blank analyses >1/2 the MRL?	✓			• FWGTEAM2-Trip had acetone detected at 1.3ug/L and FWGTEAM3-Trip had acetone detected at 1.1ug/L. The acetone result for samples FWGLL12mw-244c-1794-GW, FWGLL12mw-DUP3-1801-GW and FWGLL2mw-265c-1772-GW were qualified, "B," due to trip blank contamination. • 2-butanone was detected in FWGEQUIPRinse2-1806-GW at 1.5ug/L and acetone at 13ug/L The acetone result for samples FWGLL12mw-185c-1787-GW, FWGLL12mw-244c-1794-GW, FWGLL12mw-DUP3-1801-GW and FWGLL2mw-265c-1772-GW the 2-butanone result for sample FWGLL1mw-079c-1763-GW were qualified, "B,". due to equipment rinse contamination	<5/10X =B
29. Was a field duplicate analyzed?	✓			Checked by ADR	

Ravenna, OH Data Review Checklist

Project Number: 030240.0006
Sample Event: July 2011
Data Reviewer/Date: Angye Dragotta/ September 27, 2011

SDG: 240-2444-1 R0
Analysis: SW846 8260B

Review Questions:	Yes	No	N/A	Comments	Qual/Criteria
30. Were the field duplicates RPDs within ±30%?	✓			Checked by ADR. Only results above the RL were evaluated.	QAPP Table 3-2 RPD >30=J
31. Was a LCS prepared and analyzed with each batch?	✓				LCG Table 1
32. Were the LCS recoveries within limits specified in Appendix C of the LCG?	✓			ADR checked section;	LCG Appendix C >UL=J; 30%-LL=J/UJ; <30%=J/R
33. Was a MS/MSD prepared with each batch?	✓				LCG Table 1
34. Was the MS/MSD parent sample a Ravenna sample?	✓			.	
35. Were MS/MSD recoveries 70-130% and RPD values ≤20%?	✓			Checked by ADR	LCG Table 1 Pj
36. Were surrogate recoveries 50-150%?	✓				LCG Table 1 >150%=J; 10% - 50%=J/UJ; <10%=J/R
37. Were reported sample concentrations within calibration range?	✓				
38. Were laboratory-generated Quality Control Exception Reports issued? If yes, summarize contents.		✓			
39. Were lab comments included in report? If yes, summarize contents.		✓			

References:
Louisville Chemistry Guidelines (LCG), USACE June 2002 version 5; Section I "Chemical Analysis Criteria" Table 1 and Attachment A "Data Validation Guidelines:
Final Quality Assurance Project Plan (QAPP) Addendum for the Facility-Wide Groundwater Monitoring Program Ravenna Army Ammunition Plant, Ravenna, OH, Portage Environmental September 2004

Additional Comments:

GC/MS VOA ANALYSIS RUN LOG

Lab Name: TestAmerica North Canton Job No.: 240-2444-1

SDG No.:

Instrument ID: A3UX10 Start Date: 08/15/2011 10:20

Analysis Batch Number: 12008 End Date: 08/15/2011 22:38

LAB SAMPLE ID	CLIENT SAMPLE ID	DATE ANALYZED	DILUTION FACTOR	LAB FILE ID	COLUMN ID
BFB 240-12008/1		08/15/2011 10:20	1	BFB4225.D	DB-624 0.18(mm)
CCVIS 240-12008/2		08/15/2011 10:42	1	UXX3830.D	DB-624 0.18(mm)
CCV 240-12008/3		08/15/2011 11:04	1	UXX3831.D	DB-624 0.18(mm)
MRL 240-12008/4		08/15/2011 11:26	1	UXX3832.D	DB-624 0.18(mm)
LCS 240-12008/5		08/15/2011 12:03	1	UXX3833.D	DB-624 0.18(mm)
MB 240-12008/6		08/15/2011 12:24	1	UXX3834.D	DB-624 0.18(mm)
240-2444-11	FWGLL2mw-265C-1772-GW	08/15/2011 13:10	1	UXX3835.D	DB-624 0.18(mm)
240-2444-11 MS	FWGLL2mw-265C-1772-GW MS	08/15/2011 13:31	1	UXX3836.D	DB-624 0.18(mm)
240-2444-11 MSD	FWGLL2mw-265C-1772-GW MSD	08/15/2011 13:53	1	UXX3837.D	DB-624 0.18(mm)
240-2444-21	FWGTEAM3-TRIP	08/15/2011 14:15	1	UXX3838.D	DB-624 0.18(mm)
240-2444-17	FWGLL12mw-246C-1796-GW	08/15/2011 14:37	1	UXX3839.D	DB-624 0.18(mm)
240-2444-19	FWGLL12mw-244C-1794-GW	08/15/2011 14:59	1	UXX3840.D	DB-624 0.18(mm)
240-2444-22	FWGLL2mw-060C-1771-GW	08/15/2011 15:20	1	UXX3841.D	DB-624 0.18(mm)
240-2444-24	FWGLL12mw-107C-1779-GW	08/15/2011 15:41	1	UXX3842.D	DB-624 0.18(mm)
240-2444-26	FWGLL12mw-DUP3-1801-GW	08/15/2011 16:03	1	UXX3843.D	DB-624 0.18(mm)
240-2444-28	FWGLL12mw-113C-1780-GW	08/15/2011 16:25	1	UXX3844.D	DB-624 0.18(mm)
240-2444-30	FWGLL12mw-188C-1790-GW	08/15/2011 16:47	1	UXX3845.D	DB-624 0.18(mm)
240-2444-32	FWGEQUIPRINSE2-1806-GW	08/15/2011 17:08	1	UXX3846.D	DB-624 0.18(mm)
ZZZZZ		08/15/2011 17:29	1		DB-624 0.18(mm)
ZZZZZ		08/15/2011 17:51	1		DB-624 0.18(mm)
ZZZZZ		08/15/2011 18:12	1		DB-624 0.18(mm)
ZZZZZ		08/15/2011 18:33	1		DB-624 0.18(mm)
ZZZZZ		08/15/2011 18:55	1		DB-624 0.18(mm)
ZZZZZ		08/15/2011 19:16	1		DB-624 0.18(mm)
ZZZZZ		08/15/2011 19:37	1		DB-624 0.18(mm)
ZZZZZ		08/15/2011 19:59	1		DB-624 0.18(mm)
ZZZZZ		08/15/2011 20:42	1		DB-624 0.18(mm)
ZZZZZ		08/15/2011 21:11	1		DB-624 0.18(mm)
MRL 240-12008/29		08/15/2011 22:16	1	UXX3857.D	DB-624 0.18(mm)
LODV 240-12008/30		08/15/2011 22:38	1	UXX3858.D	DB-624 0.18(mm)

8/15/11
@1126

FORM III
GC/MS VOA METHOD REPORTING LIMIT CHECK RECOVERY

Lab Name: TestAmerica North Canton Job No.: 240-2444-1

SDG No.:

Matrix: Water Level: Low Lab File ID: UXX3832.D

Lab ID: MRL 240-12008/4 Client ID:

COMPOUND	SPIKE ADDED (ug/L)	MRL CONCENTRATION (ug/L)	MRL % REC	QC LIMITS REC	#
1,1,1-Trichloroethane	1.00	1.00	100	70-130	
1,1,2,2-Tetrachloroethane	1.00	1.04	104	70-130	
1,1,2-Trichloroethane	1.00	1.08	108	70-130	
1,1-Dichloroethane	1.00	0.985 J	99	70-130	
1,1-Dichloroethene	1.00	1.08	108	70-130	
1,2-Dichloroethane	1.00	1.00	100	70-130	
1,2-Dichloropropane	1.00	0.948 J	95	70-130	
2-Hexanone	2.00	1.73 J	87	70-130	
Bromochloromethane	1.00	0.929 J	93	70-130	
Acetone	2.00	2.65 J	133	70-130	^
Benzene	1.00	1.05	105	70-130	
Bromoform	1.00	1.22	122	70-130	
Bromomethane	1.00	1.12	112	70-130	
Carbon disulfide	1.00	0.972 J	97	70-130	
Carbon tetrachloride	1.00	1.00	100	70-130	
Chlorobenzene	1.00	1.04	104	70-130	
Chloroethane	1.00	0.963 J	96	70-130	
Chloroform	1.00	0.954 J	95	70-130	
Chloromethane	1.00	1.11	111	70-130	
cis-1,2-Dichloroethene	1.00	1.02	102	70-130	
cis-1,3-Dichloropropene	1.00	0.939 J	94	70-130	
Bromodichloromethane	1.00	1.01	101	70-130	
Ethylbenzene	1.00	0.975 J	97	70-130	
1,2-Dibromoethane	1.00	0.985 J	99	70-130	
m-Xylene & p-Xylene	2.00	1.99 J	100	70-130	
2-Butanone (MEK)	2.00	2.92 J	146	70-130	^
4-Methyl-2-pentanone (MIBK)	2.00	1.90 J	95	70-130	
Methylene Chloride	1.00	0.785 J	79	70-130	
o-Xylene	1.00	1.00	100	70-130	
Styrene	1.00	0.858 J	86	70-130	
Tetrachloroethene	1.00	1.02	102	70-130	
Toluene	1.00	1.07	107	70-130	
trans-1,2-Dichloroethene	1.00	0.990 J	99	70-130	
trans-1,3-Dichloropropene	1.00	0.990 J	99	70-130	
Trichloroethene	1.00	1.13	113	70-130	
Vinyl chloride	1.00	1.07	107	70-130	
Dibromochloromethane	1.00	0.906 J	91	70-130	

Acetone "J"
LC12-244-1794
Team 3-trip
LC12-Dup3-1801
Rinse 2-1806

Column to be used to flag recovery and RPD values

FORM III 8260B

8/15/11 @ 2216

FORM III
GC/MS VOA METHOD REPORTING LIMIT CHECK RECOVERY

Lab Name: TestAmerica North Canton Job No.: 240-2444-1

SDG No.:

Matrix: Water Level: Low Lab File ID: UXX3857.D

Lab ID: MRL 240-12008/29 Client ID:

COMPOUND	SPIKE ADDED (ug/L)	MRL CONCENTRATION (ug/L)	MRL % REC	QC LIMITS REC	#
1,1,1-Trichloroethane	1.00	1.02	102	70-130	
1,1,2,2-Tetrachloroethane	1.00	0.967 J	97	70-130	
1,1,2-Trichloroethane	1.00	1.06	106	70-130	
1,1-Dichloroethane	1.00	1.11	111	70-130	
1,1-Dichloroethene	1.00	1.08	108	70-130	
1,2-Dichloroethane	1.00	1.18	118	70-130	
1,2-Dichloropropane	1.00	1.16	116	70-130	
2-Hexanone	2.00	1.28 J	64	70-130	*
Bromochloromethane	1.00	1.02	102	70-130	
Acetone	2.00	2.06 J	103	70-130	
Benzene	1.00	1.15	115	70-130	
Bromoform	1.00	1.22	122	70-130	
Bromomethane	1.00	1.07	107	70-130	
Carbon disulfide	1.00	1.03	103	70-130	
Carbon tetrachloride	1.00	1.00	100	70-130	
Chlorobenzene	1.00	1.06	106	70-130	
Chloroethane	1.00	1.08	108	70-130	
Chloroform	1.00	1.09	109	70-130	
Chloromethane	1.00	1.14	114	70-130	
cis-1,2-Dichloroethene	1.00	1.04	104	70-130	
cis-1,3-Dichloropropene	1.00	0.981 J	98	70-130	
Bromodichloromethane	1.00	1.04	104	70-130	
Ethylbenzene	1.00	1.03	103	70-130	
1,2-Dibromoethane	1.00	0.990 J	99	70-130	
m-Xylene & p-Xylene	2.00	1.90 J	95	70-130	
2-Butanone (MEK)	2.00	2.25 J	113	70-130	
4-Methyl-2-pentanone (MIBK)	2.00	1.66 J	83	70-130	
Methylene Chloride	1.00	0.812 J	81	70-130	
o-Xylene	1.00	0.958 J	96	70-130	
Styrene	1.00	0.912 J	91	70-130	
Tetrachloroethene	1.00	1.15	115	70-130	
Toluene	1.00	1.08	108	70-130	
trans-1,2-Dichloroethene	1.00	1.06	106	70-130	
trans-1,3-Dichloropropene	1.00	0.946 J	95	70-130	
Trichloroethene	1.00	1.23	123	70-130	
Vinyl chloride	1.00	1.03	103	70-130	
Dibromochloromethane	1.00	0.916 J	92	70-130	

2-Hexanone "U's"
LL2-2145-1772
team 3 trip
LL2-246-1796

LL2-244-1794
LL2-060-1771
LL2-107-1779
L2-Dups-1801

LL2-113-1780
LL2-188-1790
Rinse 2-1806

Column to be used to flag recovery and RPD values

FORM III 8260B

GC/MS VOA ANALYSIS RUN LOG

Lab Name: TestAmerica North Canton Job No.: 240-2444-1

SDG No.:

Instrument ID: A3UX10 Start Date: 08/14/2011 12:53

Analysis Batch Number: 11929 End Date: 08/15/2011 00:13

LAB SAMPLE ID	CLIENT SAMPLE ID	DATE ANALYZED	DILUTION FACTOR	LAB FILE ID	COLUMN ID
BFB 240-11929/1		08/14/2011 12:53	1	BFB4224.D	DB-624 0.18(mm)
CCVIS 240-11929/2		08/14/2011 13:16	1	UXX3799.D	DB-624 0.18(mm)
CCV 240-11929/3		08/14/2011 13:38	1	UXX3800.D	DB-624 0.18(mm)
MRL 240-11929/4		08/14/2011 13:59	1	UXX3801.D	DB-624 0.18(mm)
LCS 240-11929/5		08/14/2011 14:21	1	UXX3802.D	DB-624 0.18(mm)
MB 240-11929/6		08/14/2011 15:05	1	UXX3804.D	DB-624 0.18(mm)
ZZZZZ		08/14/2011 15:40	1		DB-624 0.18(mm)
ZZZZZ		08/14/2011 16:01	1		DB-624 0.18(mm)
ZZZZZ		08/14/2011 16:23	1		DB-624 0.18(mm)
ZZZZZ		08/14/2011 16:45	1		DB-624 0.18(mm)
ZZZZZ		08/14/2011 17:06	1		DB-624 0.18(mm)
ZZZZZ		08/14/2011 17:28	1		DB-624 0.18(mm)
ZZZZZ		08/14/2011 17:50	1		DB-624 0.18(mm)
ZZZZZ		08/14/2011 18:11	1		DB-624 0.18(mm)
ZZZZZ		08/14/2011 18:32	1		DB-624 0.18(mm)
ZZZZZ		08/14/2011 18:54	1		DB-624 0.18(mm)
ZZZZZ		08/14/2011 19:15	1		DB-624 0.18(mm)
ZZZZZ		08/14/2011 19:36	1		DB-624 0.18(mm)
ZZZZZ		08/14/2011 19:57	1		DB-624 0.18(mm)
ZZZZZ		08/14/2011 20:19	1		DB-624 0.18(mm)
ZZZZZ		08/14/2011 20:40	1		DB-624 0.18(mm)
240-2444-1	FWGTEAM1-TRIP	08/14/2011 21:01	1	UXX3820.D	DB-624 0.18(mm)
240-2444-2	FWGLL2mw-059C-1770-GW	08/14/2011 21:23	1	UXX3821.D	DB-624 0.18(mm)
240-2444-4	FWGLL1mw-079C-1763-GW	08/14/2011 21:44	1	UXX3822.D	DB-624 0.18(mm)
240-2444-6	FWGLL1mw-063C-1809-GW	08/14/2011 22:05	1	UXX3823.D	DB-624 0.18(mm)
240-2444-8	FWGLL12mw-185C-1787-GW	08/14/2011 22:27	1	UXX3824.D	DB-624 0.18(mm)
240-2444-10	FWGTEAM2-TRIP	08/14/2011 22:48	1	UXX3825.D	DB-624 0.18(mm)
240-2444-13	FWGLL12mw-182C-1784-GW	08/14/2011 23:09	1	UXX3826.D	DB-624 0.18(mm)
240-2444-15	FWGLL12mw-183C-1785-GW	08/14/2011 23:31	1	UXX3827.D	DB-624 0.18(mm)
MRL 240-11929/30		08/14/2011 23:52	1	UXX3828.D	DB-624 0.18(mm)
LODV 240-11929/31		08/15/2011 00:13	1	UXX3829.D	DB-624 0.18(mm)

FORM III
GC/MS VOA METHOD REPORTING LIMIT CHECK RECOVERY

8/14/11 @1359

Lab Name: TestAmerica North Canton Job No.: 240-2444-1

SDG No.:

Matrix: Water Level: Low Lab File ID: UXX3801.D

Lab ID: MRL 240-11929/4 Client ID:

COMPOUND	SPIKE ADDED (ug/L)	MRL CONCENTRATION (ug/L)	MRL % REC	QC LIMITS REC	#
1,1,1-Trichloroethane	1.00	1.02	102	70-130	
1,1,2,2-Tetrachloroethane	1.00	1.09	109	70-130	
1,1,2-Trichloroethane	1.00	1.11	111	70-130	
1,1-Dichloroethane	1.00	1.06	106	70-130	
1,1-Dichloroethene	1.00	0.980 J	98	70-130	
1,2-Dichloroethane	1.00	1.05	105	70-130	
1,2-Dichloropropane	1.00	1.04	104	70-130	
2-Hexanone	2.00	1.73 J	87	70-130	
Bromochloromethane	1.00	1.02	102	70-130	
Acetone	2.00	2.02 J	101	70-130	
Benzene	1.00	1.06	106	70-130	
Bromoform	1.00	1.31	131	70-130	^
Bromomethane	1.00	1.31	131	70-130	^
Carbon disulfide	1.00	0.984 J	98	70-130	
Carbon tetrachloride	1.00	0.987 J	99	70-130	
Chlorobenzene	1.00	1.09	109	70-130	
Chloroethane	1.00	0.969 J	97	70-130	
Chloroform	1.00	1.03	103	70-130	
Chloromethane	1.00	1.07	107	70-130	
cis-1,2-Dichloroethene	1.00	1.06	106	70-130	
cis-1,3-Dichloropropene	1.00	1.07	107	70-130	
Bromodichloromethane	1.00	1.00	100	70-130	
Ethylbenzene	1.00	1.05	105	70-130	
1,2-Dibromoethane	1.00	1.08	108	70-130	
m-Xylene & p-Xylene	2.00	2.08	104	70-130	
2-Butanone (MEK)	2.00	2.99 J	150	70-130	^
4-Methyl-2-pentanone (MIBK)	2.00	2.11 J	106	70-130	
Methylene Chloride	1.00	0.716 J	72	70-130	
o-Xylene	1.00	1.02	102	70-130	
Styrene	1.00	0.961 J	96	70-130	
Tetrachloroethene	1.00	1.07	107	70-130	
Toluene	1.00	1.08	108	70-130	
trans-1,2-Dichloroethene	1.00	1.03	103	70-130	
trans-1,3-Dichloropropene	1.00	1.00	100	70-130	
Trichloroethene	1.00	1.14	114	70-130	
Vinyl chloride	1.00	1.01	101	70-130	
Dibromochloromethane	1.00	0.969 J	97	70-130	

MEK
LCL-079-1763 "J"

Column to be used to flag recovery and RPD values

FORM III 8260B

FORM III
GC/MS VOA METHOD REPORTING LIMIT CHECK RECOVERY

8/14/11 @ 2350

Lab Name: TestAmerica North Canton Job No.: 240-2444-1

SDG No.:

Matrix: Water Level: Low Lab File ID: UXX3828.D

Lab ID: MRL 240-11929/30 Client ID:

COMPOUND	SPIKE ADDED (ug/L)	MRL CONCENTRATION (ug/L)	MRL % REC	QC LIMITS REC	#
1,1,1-Trichloroethane	1.00	0.921 J	92	70-130	
1,1,2,2-Tetrachloroethane	1.00	0.887 J	89	70-130	
1,1,2-Trichloroethane	1.00	0.950 J	95	70-130	
1,1-Dichloroethane	1.00	0.934 J	93	70-130	
1,1-Dichloroethene	1.00	0.940 J	94	70-130	
1,2-Dichloroethane	1.00	0.987 J	99	70-130	
1,2-Dichloropropane	1.00	0.990 J	99	70-130	
2-Hexanone	2.00	1.54 J	77	70-130	
Bromochloromethane	1.00	0.966 J	97	70-130	
Acetone	2.00	2.11 J	106	70-130	
Benzene	1.00	0.988 J	99	70-130	
Bromoform	1.00	1.07	107	70-130	
Bromomethane	1.00	1.22	122	70-130	
Carbon disulfide	1.00	0.880 J	88	70-130	
Carbon tetrachloride	1.00	0.900 J	90	70-130	
Chlorobenzene	1.00	0.898 J	90	70-130	
Chloroethane	1.00	1.09	109	70-130	
Chloroform	1.00	0.925 J	92	70-130	
Chloromethane	1.00	1.10	110	70-130	
cis-1,2-Dichloroethene	1.00	0.984 J	98	70-130	
cis-1,3-Dichloropropene	1.00	0.838 J	84	70-130	
Bromodichloromethane	1.00	0.878 J	88	70-130	
Ethylbenzene	1.00	0.875 J	88	70-130	
1,2-Dibromoethane	1.00	0.894 J	89	70-130	
m-Xylene & p-Xylene	2.00	1.67 J	84	70-130	
2-Butanone (MEK)	2.00	2.32 J	116	70-130	
4-Methyl-2-pentanone (MIBK)	2.00	1.79 J	90	70-130	
Methylene Chloride	1.00	0.622 J	62	70-130	*
o-Xylene	1.00	0.875 J	87	70-130	
Styrene	1.00	0.783 J	78	70-130	
Tetrachloroethene	1.00	0.921 J	92	70-130	
Toluene	1.00	0.962 J	96	70-130	
trans-1,2-Dichloroethene	1.00	0.990 J	99	70-130	
trans-1,3-Dichloropropene	1.00	0.802 J	80	70-130	
Trichloroethene	1.00	0.956 J	96	70-130	
Vinyl chloride	1.00	1.01	101	70-130	
Dibromochloromethane	1.00	1.0 U	0	70-130	*

MeCl + Dibromochloromethane LCS

Team 1,2-TRIP
LL2-59-1770
LL1-79-1763
LL1-63-1809
LL12-185-1787
LL12-182-1784
LL2-183-1785

Column to be used to flag recovery and RPD values

FORM III 8260B

MDL ✓ @ 8/15/11 0013

Ravenna, OH Data Review Checklist

Project Number: 030240.0006
Sample Event: July 2011
Data Reviewer/Date: Angye Dragotta/ September 27, 2011

SDG: 240-2444-1 R0
Analysis: SW846 8270C

Review Questions:	Yes	No	N/A	Comments	Qual/Criteria
1. Did Chain-of-Custody information agree with laboratory report?	✓				
2. Were samples preserved properly and received in good condition?	✓				QAPP Table 4-2
3. Were samples extracted using the correct preparation, clean-up methods?	✓				QAPP Table 4-2
4. Were samples extracted within required holding times (7 days - water)?		✓			QAPP Table 4-2 J/UJ/R
5. Were samples analyzed within required holding times (40 days after extraction)?	✓				QAPP Table 4-2 J/UJ/R
6. Were sample storage requirements met?	✓				QAPP Table 4-2
7. Were QAPP specified PQLs achieved?	✓				QAPP Table 3-4 and 3-6
8. Were all QAPP-specified target analytes reported?	✓				QAPP Table 3-4 and 3-6
9. Was the GC/MS system tuned with decafluorotriphenylphosphine (DFTPP)?	✓				LCG Table 2
10. Were the criteria met during each 12 hour shift?	✓				LCG Table 2
11. Did the initial calibration curve consist of 5 concentration levels, with the low standard near but above the MDL?	✓			A4HP7-8/8/11 stds = 0.1, 0.5, 1, 2, 5, 10, 15, 20, 25 ng/uL on column A4HP7-8/16/11 stds = 0.1, 0.5, 1, 2, 5, 10, 15, 20, 25 ng/uL on column	LCG Table 2 R
12. Did the Calibration Check Compounds (CCCs) (see Table 1 below) relative standard deviation (%RSD) ≤ 30%?	✓				LCG Table 2 R
13. Were the minimum response factors (RFs) for the System Performance Check Compounds (SPCCs) (see Table 2 below) met?	✓				LCG Table 2 R
14. Was each target analyte <15 % RSD, or was the average RSD <15%?	✓				LCG Table 2 15% <RSD< 30% = J/UJ

Project Number: 030240.0006 **SDG:** 240-2444-1 R0
Sample Event: July 2011 **Analysis:** SW846 8270C
Data Reviewer/Date: Angye Dragotta/ September 27, 2011

Review Questions:	Yes	No	N/A	Comments	Qual/Criteria
15. If a different calibration option was used, was the correlation coefficient (r^2) or the coefficient of determination ≥0.99?	✓			A4HP7 8/8/11- Benzoic acid, 2,4-dinitrophenol and 4,6-dinitro-2-methylphenol used a quadratic fit. No qualifications were made as coefficients of determination (COD), r were ≥0.99. 8/16/11- Benzoic acid, 2,4-dinitrophenol and pentachlorophenol used a quadratic fit. No qualifications were made as coefficients of determination (COD), r were ≥0.99.	LCG Table 2 r<0.99=-J/R
16. Was a MDL Level Verification performed once per quarter with all target analytes detected?	✓			A4HP7 8/16/11 @1233,1251, 1310	LCG Table 2 R
17. Was a MRL Level Verification run at the beginning and end of the sequence or every 12 hours?	✓				LCG Table 2
18. Were the QC/MRL recoveries 70-130%?	✓				LCG Table 2 >130%=J; <50%=J/R 50-70%=J/UJ
19. Was a second source (ICV) verification analyzed after the ICAL? Were results 70-130%?	✓			A4HP7 8/8/11 @1542, 8/16/11 @ 1425	LCG Table 2 >130%=J; <50%=J/R 50-70%=J/UJ;
20. Was a CCV analyzed every 12 hours?	✓			A4HP7 8/10/11 @1126, 8/11/11 @1331	LCG Table 2
21. Was the percent difference (% D) for the CCCs ≤ 20%? (see Table 1) (% drift if regression fit model used)	✓				LCG Table 2
22. Were the minimum RFs for the SPCCs met? (see Table 2)	✓				LCG Table 2
23. Was the %Difference or %Drift ≤20% for all target analytes? OR was the average %D ≤20% with no individual analyte ≥30%D?	✓				LCG Table 2 Avg D>20% and D>30% =R; Avg %D<20% and D>30% =J D>30% (neg) = J/R D>30% (pos) = J
24. Were the internal standards added to every sample?	✓				LCG Table 2
25. Were the retention times for all IS	✓				LCG Table 2

Ravenna, OH Data Review Checklist

Project Number: 030240.0006 **SDG:** 240-2444-1 R0
Sample Event: July 2011 **Analysis:** SW846 8270C
Data Reviewer/Date: Angye Dragotta/ September 27, 2011

Review Questions:	Yes	No	N/A	Comments	Qual/Criteria
compounds within ±30 seconds from the RT of the mid-point ICAL std?					R
26. Did the areas of all IS compounds vary by no more than -50% to +100% from the ICAL EICP area?	✓				LCG Table 2 R
27. Was a method blank prepared and analyzed with each batch?	✓				LCG Table 2
28. Were all target analytes in the method blank <1/2 the MRL?	✓			Checked by ADR. .	LCG Table 2 <5/10x blank = B
29. Was a field blank collected and analyzed?	✓				
30. Were all target analytes in the field blank analysis <1/2 the MRL?	✓			Checked by ADR Benzyl alcohol was detected at 0.81ug/L in the method blank. No qualifications were made as there were no detected benzyl alcohol concentrations reported for the associated field samples.	<5/10x blank = B
31. Was a field duplicate analyzed?	✓				
32. Were the field duplicate RPDs ≤30%?	✓			Checked by ADR. Only results above the RL were evaluated.	QAPP Table 3-2 RPD >30=J
33. Was an LCS prepared and analyzed with each batch?	✓				LCG Table 2
34. Were the LCS recoveries within limits specified in LCG Appendix C?	✓			Checked by ADR	LCG Appendix C >UL=J; 30%-LL=J/UJ; <30%=J/R
35. Was a MS/MSD pair prepared with each batch?	✓				LCG Table 2
36. Was the MS/MSD parent a Ravenna sample?	✓				
37. Were MS/MSD recoveries 45-135% and RPD value ≤40%?	✓			Checked by ADR.	LCG Table 2 Pj
38. Were surrogate recoveries within 50-150%?		✓		Checked by ADR. • Samples FWGLL1mw-079c-1763-GW, had 2,4,6-tribromophenol recover below control limits at 22%, 2-fluorophenol at 24% and phenol-d5 at 33%. No qualification was required as all targets associated with this sample are base neutral and only acid targets would require qualification.	LCG Table 2 >150%=J; 10% -50%=J/UJ; <10%=J/R

Project Number: 030240.0006
Sample Event: July 2011
Data Reviewer/Date: Angye Dragotta/ September 27, 2011

SDG: 240-2444-1 R0
Analysis: SW846 8270C

Review Questions:	Yes	No	N/A	Comments	Qual/Criteria
				• The surrogate, terphenyl-d14 recovered below control limits at 47% for sample FWGLL12mw-188c-1790-GW and 2,4,6-tribromophenol recovered below limits for sample FWGLL1mw-063c-1809-GW.at 48%. No qualifications were made as LCG allows for one surrogate from each fraction to recover below limits without qualification.	
39. Were reported sample concentrations within calibration range?	✓				
40. Were laboratory-generated Quality Control Exception Reports issued? If yes, summarize contents.		✓			
41. Were lab comments included in report? If yes, summarize contents.	✓				

References:
Louisville Chemistry Guidelines (LCG), USACE June 2002 version 5; Section I "Chemical Analysis Criteria" Table 2 and Attachment A "Data Validation Guidelines:
Final Quality Assurance Project Plan (QAPP) Addendum for the Facility-Wide Groundwater Monitoring Program Ravenna Army Ammunition Plant, Ravenna, OH, Portage Environmental September 2004

Table 1: CCCs *(All analytes if CCCs not included in standard)*

Base / Neutral Compounds	Acid Compounds
Acenaphthalene	4-Chloro-3-methylphenol
1,4-Dichlorobenzene	2,4-Dichlorophenol
Hexachlorobutadiene	2-Nitrophenol
N-Nitrosodiphehylamine	Phenol
Di-n-octylphthalate	Pentachlorophenol
Fluoroanthene	2,4,6-Trichlorophenol
Benzo(a)pyrene	

Table 2: SPCCs

N-Nitroso-di-n-propylamine	0.050
Hexachlorocyclopentadiene	0.050
2,4-Dinitrophenol	0.050
4-Nitrophenol	0.050

Ravenna, OH Data Review Checklist

Project Number: 030240.0006
Sample Event: July 2011
Data Reviewer/Date: Angye Dragotta/ September 27, 2011

SDG: 240-2444-1 R0
Analysis: SW846 8081A

Review Questions:	Yes	No	N/A	Comments	Qual/Criteria
1. Did Chain-of-Custody information agree with laboratory report?	✓				
2. Were samples preserved properly and received in good condition?	✓				QAPP Table 4-2, NELAC
3. Were holding times met?	✓				QAPP Table 4-2 J/UJ/R
4. Were sample storage requirements met?	✓				QAPP Table 4-2
5. Were QAPP specified PQLs achieved?	✓				QAPP Table 3-5
6. Were all QAPP-specified target analytes reported?	✓				QAPP Table 3-5
7. Was a DDT standard analyzed every 12 hours? Was the DDT %breakdown < 15%?	✓				LCG Table 4 >15%=J/R
8. Was an endrin standard analyzed every 12 hours? Was endrin %breakdown <15%?	✓				LCG Table 4 >15%=J/R
9. Does the initial calibration curve consist of 5 concentration levels?		✓		Instrument A2HP9 8/12/11, 9/1/11 stds = 0.005, 0.01, 0.025 , 0.050, 0.1 and 0.2 ng/uL on column Instrument A2HP9 8/12/11, 8/29/11 (tox,) stds = 0.2, 0.50, 1.0, 2, 5 ng/uL on column	LCG Table 4 R
10. Were the %RSDs for each analyte ≤ 20%? OR was the average %RSD ≤ 20% with the r^2 >0.990?	✓			Instrument A2HP9 8/12/11- (CLP-2) alpha and delta-BHC used linear fit with r=0.991	LCG Table 4 RSD>20% or r<0.99=J/R
11. Was a blank run prior to the initial calibration?			✓	No data provided to evaluate.	
12. Was a MDL Level Verification performed once per quarter with all target analytes detected?	✓			Instrument A2HP9 3/15/11	LCG Table 4 R
13. Was a MRL Verification performed at the beginning and end of the sequence or every 12 hours with results 70-130%?	✓				LCG Table 4 >130%=J; 65-70%%=J/UJ; <65%=J/R

Ravenna, OH Data Review Checklist

Project Number: 030240.0006
Sample Event: July 2011
Data Reviewer/Date: Angye Dragotta/ September 27, 2011

SDG: 240-2444-1 R0
Analysis: SW846 8081A

Review Questions:	Yes	No	N/A	Comments	Qual/Criteria
14. Was a second source (ICV) verification analyzed after the ICAL? Were results 85-115%?	✓			Instrument A2HP9 8/12/11 @ 1724 (tox), 2246	LCG Table 4 >115%=J; 80-85%=J/UJ; <80%=J/R
15. Was a CCV run every 12 hours?	✓			Instrument A2HP9 8/23/11 @ 1446,1511, 2340 and 8/24/11 @ 0004	LCG Table 4
16. Was the %D for all target analytes ≤5%? OR was the average %D ≤ 15% with no individual analyte >30%?		✓		Instrument A2HP9 8/24/11 The tox CCV recovered above limits. No qualifications were made, as there were no detected toxaphene concentrations bracketed by these CCVs	LCG Table 4 D>30% (neg) =J/R D>30% (pos) = J
17. Was a method blank prepared and analyzed with each batch?	✓				LCG Table 4
18. Were target analytes < ½ the MRL?	✓				LCG Table 4 <5x=B
19. Was a field blank collected and analyzed?	✓				
20. Were target analytes in the field blank analyses (equipment) <1/2 the MRL?	✓				<5x =B
21. Was an LCS prepared and analyzed with each batch?	✓				LCG Table 4
22. Were the LCS recoveries within limits specified in LCG Appendix C?	✓			Checked by ADR.	LCG Appendix C >UL=J; <30%=J/R 30%-LL=J/UJ;
23. Was a MS/MSD pair prepared with each batch?	✓				LCG Table 4
24. Was the MS/MSD parent a Ravenna sample?	✓				
25. Were MS/MSD recoveries 50-150% and RPD ≤20%?	✓			Checked by ADR.	*Was QAPP Table 3-2, Pj*
26. Were surrogate recoveries 50-150%?		✓		The surrogate, DCB, recovered below control limits in sample FWGLL12mw-182c-1784-GW at 47%, FWGLL12mw-185c-1787-GW at 43%, FWGll12mw-188c-1790-GW at 31%, FWGLL12mw-244c-1794-GW at 48%, FWGLL12mw-246c-1796-GW at 37%, FWGLL2mw-059c-1770-GW at 45% and FWGLL2mw-265c-1772-GW at 49%. The results for samples FWGLL12mw-182c-1784-GW, FWGLL12mw-185c-1787-GW, FWGLL12mw-188c-1790-GW, FWGLL12mw-244c-1794-GW, FWGLL12mw-246c-1796-GW, FWGLL2mw-059c-1770-GW and FWGLL2mw-265c-1772-GW were qualified as estimated, "J/UJ".	LCG Table 4 >150%=J; 10% -50%=J/UJ; <10%=J/R

Ravenna, OH Data Review Checklist

Project Number: 030240.0006
Sample Event: July 2011
Data Reviewer/Date: Angye Dragotta/ September 27, 2011

SDG: 240-2444-1 R0
Analysis: SW846 8081A

Review Questions:	Yes	No	N/A	Comments	Qual/Criteria
27. Was a field duplicate analyzed? Were the RPDs ≤30%?	✓			Checked by ADR. The field duplicate RPD was above control limits for 4,4'-DDT at 200%. The 4,4'-DDT result for sample FWGLL12mw-107c-1779-GW was qualified as estimated, "J".	QAPP Table 3-2 RPD >30=J
28. Were all positive results verified by a second column confirmation? Were the RPD's ≤ 40?		✓		The confirmation column RPD was above control limits for 4,4' -DDT for samples FWGLL12mw-107c-1779-GW at 116%. The 4,4'-DDT result for sample FWGLL12mw-107c-1779-GW was qualified as estimated, "J".	LCG Table 4 >40 RPD=J
29. Were reported sample concentrations within calibration range?	✓				
30. Were laboratory-generated Quality Control Exception Reports issued?		✓			
31. Were lab comments included in report? If yes, summarize contents.		✓			

References:
Louisville Chemistry Guidelines (LCG), USACE June 2002 version 5; Section I "Chemical Analysis Criteria" Table 4 and Attachment A "Data Validation Guidelines:
Final Quality Assurance Project Plan (QAPP) Addendum for the Facility-Wide Groundwater Monitoring Program Ravenna Army Ammunition Plant, Ravenna, OH, Portage Environmental September 2004

Additional Comments

FORM VII
PESTICIDES CONTINUING CALIBRATION DATA

Lab Name: TestAmerica North Canton Job No.: 240-2444-1

SDG No.:

Lab Sample ID: CCV 240-12953/7 Calibration Date: 08/23/2011 15:11

Instrument ID: A2HP9 Calib Start Date: 08/12/2011 15:03

GC Column: CLP-1 ID: 0.53(mm) Calib End Date: 08/12/2011 16:56

Lab File ID: P9082307.D Conc. Units: ng/uL

ANALYTE	CURVE TYPE	AVE CF	CF	MIN CF	CALC AMOUNT	SPIKE AMOUNT	%D	MAX %D
Toxaphene Peak 1	Ave	26756410	35727229		1.34	1.00	33.5*	15.0
Toxaphene Peak 2	Ave	20565224	27437949		1.33	1.00	33.4*	15.0
Toxaphene Peak 3	Ave	32093685	41231708		1.28	1.00	28.5*	15.0
Toxaphene Peak 4	Ave	27643601	37279985		1.35	1.00	34.9*	15.0
Toxaphene Peak 5	Ave	17152676	23127091		1.35	1.00	34.8*	15.0

FORM VII
PESTICIDES CONTINUING CALIBRATION DATA

Lab Name: TestAmerica North Canton Job No.: 240-2444-1

SDG No.:

Lab Sample ID: CCV 240-12953/7 Calibration Date: 08/23/2011 15:11

Instrument ID: A2HP9 Calib Start Date: 08/12/2011 15:03

GC Column: CLP-2 ID: 0.53(mm) Calib End Date: 08/12/2011 16:56

Lab File ID: P9082307.D Conc. Units: ng/uL

ANALYTE	CURVE TYPE	AVE CF	CF	MIN CF	CALC AMOUNT	SPIKE AMOUNT	%D	MAX %D
Toxaphene Peak 1	Ave	23870587	29667837		1.24	1.00	24.3*	15.0
Toxaphene Peak 2	Ave	11325494	14214903		1.26	1.00	25.5*	15.0
Toxaphene Peak 3	Ave	26623358	33423783		1.26	1.00	25.5*	15.0
Toxaphene Peak 4	Ave	11343458	14353127		1.27	1.00	26.5*	15.0
Toxaphene Peak 5	Ave	21562379	27507247		1.28	1.00	27.6*	15.0

FORM VII
PESTICIDES CONTINUING CALIBRATION DATA

Lab Name: TestAmerica North Canton Job No.: 240-2444-1

SDG No.:

Lab Sample ID: CCV 240-12953/28 Calibration Date: 08/23/2011 23:40

Instrument ID: A2HP9 Calib Start Date: 08/12/2011 15:03

GC Column: CLP-1 ID: 0.53(mm) Calib End Date: 08/12/2011 16:56

Lab File ID: P9082328.D Conc. Units: ng/uL

ANALYTE	CURVE TYPE	AVE CF	CF	MIN CF	CALC AMOUNT	SPIKE AMOUNT	%D	MAX %D
Toxaphene Peak 1	Ave	26756410	36415770		1.36	1.00	36.1*	15.0
Toxaphene Peak 2	Ave	20565224	26982603		1.31	1.00	31.2*	15.0
Toxaphene Peak 3	Ave	32093685	38474103		1.20	1.00	19.9*	15.0
Toxaphene Peak 4	Ave	27643601	37924474		1.37	1.00	37.2*	15.0
Toxaphene Peak 5	Ave	17152676	23208936		1.35	1.00	35.3*	15.0

FORM VII
PESTICIDES CONTINUING CALIBRATION DATA

Lab Name: TestAmerica North Canton Job No.: 240-2444-1

SDG No.:

Lab Sample ID: CCV 240-12953/28 Calibration Date: 08/23/2011 23:40

Instrument ID: A2HP9 Calib Start Date: 08/12/2011 15:03

GC Column: CLP-2 ID: 0.53(mm) Calib End Date: 08/12/2011 16:56

Lab File ID: P9082328.D Conc. Units: ng/uL

ANALYTE	CURVE TYPE	AVE CF	CF	MIN CF	CALC AMOUNT	SPIKE AMOUNT	%D	MAX %D
Toxaphene Peak 1	Ave	23870587	30755739		1.29	1.00	28.8*	15.0
Toxaphene Peak 2	Ave	11325494	14499047		1.28	1.00	28.0*	15.0
Toxaphene Peak 3	Ave	26623358	34962159		1.31	1.00	31.3*	15.0
Toxaphene Peak 4	Ave	11343458	14655414		1.29	1.00	29.2*	15.0
Toxaphene Peak 5	Ave	21562379	28524195		1.32	1.00	32.3*	15.0

TestAmerica Laboratories
Target Compound Quantitation Report

Data File:	\\Ncchrom\ChromData\A2HP9\20110823-2871.b\P9082323.D		
Lims ID:	240-2444-I-24-A	Client ID:	FWGLL12mw-107C-1779-GW
Inject. Date:	23-Aug-2011 21:39:39	Dil. Factor:	1.0000
Sample Type:	Client		
Sample ID:	240-0002871-023		
Misc. Info.:			
Operator:	093905	Instrument ID:	A2HP9
Vol. Injected:	1.0000	ALS Bottle#:	23
Lims Batch ID:	12953	Lims Sample ID:	23
Detector 1 :	GC ECD1A		
Detector 2 :	GC ecd2b		
Method:	\\Ncchrom\ChromData\A2HP9\20110823-2871.b\PEST9.m		
Last Update:	25-Aug-2011 11:39:55	Calib Date:	12-Aug-2011 22:23:21
Quant Method:	External Standard	Quant By:	Initial Calibration
Last ICal File:	\\Ncchrom\ChromData\A2HP9\20110812-2611.b\P9081222.D		
Limit Group:	GC 8081A ICAL		
Integrator:	Falcon		
Process Host:	CORP-CTX-18		

First Level Reviewer: robbinsa Date: 25-Aug-2011 11:03:57

Det	Sig	RT	EXP RT	DLT RT	Response	On-Col Amt ng/ul	Ratio Range	Ratio	Flags
$ 29 Tetrachloro-m-xylene									
1	100	3.934	3.935	-0.001	34744152	0.0301			
2	100	4.627	4.627	0.000	31398517	0.0300			
						RPD = 0.27			
5 alpha-BHC									
1	100		4.649						
2	100		5.657						
20 gamma-BHC (Lindane)									
1	100		5.092						
2	100		6.401						
7 beta-BHC									
1	100	5.224	5.245	-0.021	982384	0.002176			
2	100	6.644	6.629	0.015	2631966	0.005837			
						RPD = 91.39			
11 delta-BHC									
1	100		5.510						
2	100		7.385						
22 Heptachlor									
1	100	5.873	5.862	0.011	2082013	0.002217			
2	100	7.529	7.501	0.028	1358206	0.001654			
						RPD = 29.08			
4 Aldrin									
1	100		6.427						
2	100		8.293						
23 Heptachlor epoxide									
1	100		7.908						
2	100		9.565						

Det	Sig	RT	EXP RT	DLT RT	Response	On-Col Amt ng/ul	Ratio Range	Ratio	Flags
21 gamma-Chlordane									1
1	100		8.202						
2	100		9.932						
6 alpha-Chlordane									
1	100		8.505						
2	100		10.209						
14 Endosulfan I									
1	100		8.751						
2	100		10.279						
2 4,4'-DDE									
1	100		8.815						
2	100		10.592						
13 Dieldrin									
1	100		9.246						
2	100		10.764						
17 Endrin									
1	100		9.662						
2	100		11.259						
1 4,4'-DDD									
1	100		9.960						
2	100		11.544						
15 Endosulfan II									
1	100		10.072						
2	100		11.612						
30 Toxaphene									
1	100		10.194						
1	2		10.283						
1	3		10.996						
1	4		11.325						
1	5		11.872						
2	100		11.752						
2	2		11.866						
2	3		12.160						
2	4		12.537						
2	5		12.899						
3 4,4'-DDT									
1	100	10.442	10.443	-0.001	3997483	0.007048			
2	100	12.025	12.018	0.007	794511	0.001879			
						RPD = 115.80			
18 Endrin aldehyde									
1	100		10.812						
2	100		12.149						
27 Methoxychlor									
1	100		11.323						
2	100		13.053						
16 Endosulfan sulfate									
1	100		11.503						
2	100		12.563						

Det	Sig	RT	EXP RT	DLT RT	Response	On-Col Amt ng/ul	Ratio Range	Ratio	Flags
19 Endrin ketone									
1	100		11.899						
2	100		13.307						
$ 10 DCB Decachlorobiphenyl									
1	100	13.443	13.447	-0.004	28344092	0.0385			
2	100	15.069	15.072	-0.003	20777800	0.0365			
						RPD = 5.47			

QC Flag Legend

Processing Flags
1 - Missing Peaks

Ravenna, OH Data Review Checklist

Project Number: 030240.0006
Sample Event: July 2011
Data Reviewer/Date: Angye Dragotta/ September 27, 2011

SDG: 240-2444-1 R0
Analysis: SW846 8082

Review Questions:	Yes	No	N/A	Comments	Qual/Criteria
1. Did Chain-of-Custody information agree with laboratory report?	✓				
2. Were samples preserved properly and received in good condition?	✓			.	QAPP Table 4-2
3. Were holding times met?	✓				QAPP Table 4-2 J/UJ/R
4. Were sample storage requirements met?	✓				QAPP Table 4-2
5. Were QAPP specified PQLs achieved?	✓				QAPP Table 3-5
6. Were all QAPP-specified target analytes reported?	✓				QAPP Table 3-5
7. Does the initial calibration curve consist of 5 concentration levels of Aroclors 1016 and 1260?	✓			Instrument A2HP13; ICAL on 8/16/11 Stds = 0.05, 0.1, 0.2, 0.5, 1.0, 2.0	LCG Table 3 R
8. Was the % RSD ≤ 20%? Were the r^2s >0.990?	✓				LCG Table 3 RSD>20% or r<0.99= J/R
9. Was a MDL Level Verification performed once per quarter? Were all target analytes detected?	✓			3/9/11	LCG Table 3 R
10. Was a MRL Level Verification performed at the beginning and end of the sequence or every 12 hours? Were the results 70-130%	✓			8/17/11 @ 1715, 08/18/11 @ 0622	LCG Table 3 >130%=J; 65-70%=J/UJ; <65%=J/R
11. Was a second source (ICV) verification performed after the ICAL? Were results 85-115%?	✓			8/17/11 @0044	LCG Table 3 >115%=J; <80%=J/R 80-85%=J/UJ;
12. Were single standards of the other five Aroclors run to aid in pattern recognition and to determine a single point calibration factor?			✓	All other aroclors calibrated for.	Method 8082 Section 5.6.2
13. Was a CCV run every 12 hours?	✓				LCG Table 3

Ravenna, OH Data Review Checklist

Project Number: 030240.0006
Sample Event: July 2011
Data Reviewer/Date: Angye Dragotta/ September 27, 2011

SDG: 240-2444-1 R0
Analysis: SW846 8082

Review Questions:	Yes	No	N/A	Comments	Qual/Criteria
14. Was the % D ≤ 15 % for each analyte or the average %D across all analytes ≤ 15% with a maximum %D for each target analyte ≤30%?	✓			8/17/2011 @ 1700, 2045, 2259	LCG Table 3 D>30% (neg) =J/R D>30% (pos) =J
15. Was a method blank prepared and analyzed with each batch?	✓			Section checked by ADR	LCG Table 5
16. Were target analytes <1/2 the MRL?	✓				LCG Table 5 <5x = B
17. Was an equipment blank collected and analyzed?	✓				
18. Were target analytes in the field blank analyses (equipment) <1/2 the MRL?	✓			Section checked by ADR	<5x = B
19. Was an LCS prepared and analyzed with each batch?	✓				LCG Table 3
20. Were the LCS recoveries within limits specified in LCG Appendix C?	✓			Section checked by ADR	LCG Appendix C >UL=J; <30%=J/R LL-30%=J/UJ;
21. Was a MS/MSD pair prepared with each batch?	✓				LCG Table 3
22. Was the MS/MSD parent a Ravenna sample?	✓				
23. Were MS/MSD recoveries 50-150% and RPD ≤20%?	✓			Checked by ADR.	QAPP Table 3-2 Pj
24. Was the surrogate spiked into all samples?	✓				
25. Were surrogate recoveries 50-150%?		✓		The surrogate, DCB, recovered below control limits in sample FWGLL12mw-113c-1780-GW at 47%, FWGLL12mw-185c-1787-GW at 39%, FWGLL12mw-188c-1790-GW at 46%, FWGLL12mw-246c-1796-GW at 39% and FWGLL2mw-059c-1770-GW at 41%. The results for samples FWGLL12mw-113c-1780-GW, FWGLL12mw-185c-1787-GW, FWGLL12mw-188c-1790-GW, FWGLL12mw-246c-1796-GW and FWGLL2mw-059c-1770-GW were qualified as estimated, "J/UJ".	LCG Table 3 >150%=J; 10-50%=J/UJ; <10%=R
26. Was a field duplicate analyzed? Were the RPDs <30%?	✓				QAPP Table 3-2 RPD >30=J

Ravenna, OH Data Review Checklist

Project Number: 030240.0006
Sample Event: July 2011
Data Reviewer/Date: Angye Dragotta/ September 27, 2011

SDG: 240-2444-1 R0
Analysis: SW846 8082

Review Questions:	Yes	No	N/A	Comments	Qual/Criteria
27. Were all positive results verified by a second dissimilar column confirmation? Was the RPD ≤ 40?			✓	No detected concentrations were reported.	LCG Table 3 RPD>40=J
28. Were reported sample concentrations within calibration range?			✓	No detected concentrations were reported.	
29. Were laboratory-generated Quality Control Exception Reports issued? If yes, summarize contents.		✓			
30. Were lab comments included in report? If yes, summarize contents.		✓			

References:

Louisville Chemistry Guidelines (LCG), USACE June 2002 version 5; Section I "Chemical Analysis Criteria" Table 3 and Attachment A "Data Validation Guidelines:

Final Quality Assurance Project Plan (QAPP) Addendum for the Facility-Wide Groundwater Monitoring Program Ravenna Army Ammunition Plant, Ravenna, OH, Portage Environmental September 2004

Additional Comments:

Ravenna, OH Data Review Checklist

Project Number: 030240.0006
Sample Event: July 2011
Data Reviewer/Date: Angye Dragotta/ September 28, 2011

SDG: 240-2444-1 R0
Analysis: SW846 6010B/6020

Review Questions:	Yes	No	N/A	Comments	Qual/Criteria
1. Did Chain-of-Custody information agree with laboratory report?	✓				
2. Were samples preserved properly and received in good condition?	✓				QAPP Table 4-2
3. Were holding times met?	✓				QAPP Table 4-2 J/UJ/R
4. Were sample storage requirements met?	✓				QAPP Table 4-2
5. Were QAPP specified RLs achieved?	✓				QAPP Table 3-8
6. Were all QAPP-specified target analytes reported?	✓				QAPP Table 3-8
7. Did the initial calibration curve range include 3 standards and a blank?	✓				LCG Table 7 R
8. Was the ICAL performed daily?	✓				LCG Table 7 R
9. Was the correlation coefficient r≥0.995 for each analyte?	✓				LCG Table 7 R<0.995=J/R
10. Was a MDL Level Verification performed once per quarter with all target analytes detected?	✓			2/8/11 (I5) 2/9/11 (I8)	LCG Table 7 R
11. Was a MRL Level Verification performed at the beginning of the daily sequence? Were results 70-130%?	✓				LCG Table 7 >130%=J; 65-70%=J/UJ; <65%=J/R
12. Was the ICV (second source verification) analyzed after the ICAL?	✓				LCG Table 7
13. Were all analytes within 90-110% in the ICV?	✓				LCG Table 7 J>110%=J; 90-85%=J/UJ; <85%=J/R
14. Was the ICB analyzed after the ICV with results <1/2 the MRL?		✓		ICP The ICB analyzed 8/16/11 had potassium detected at 151ug/L. The potassium results for samples FWGEQUIPRinse2-1806-GW, FWGLL2mw-059c-1770-GF, FWGLL2mw-265c-1772-GF and FWGLL2mw-060c-1771-GF were qualified "U" as the detected concentrations were <5x the potassium contamination. ICPMS	LCG Table 7 < 5x = U

Project Number: 030240.0006
Sample Event: July 2011
Data Reviewer/Date: Angye Dragotta/ September 28, 2011

SDG: 240-2444-1 R0
Analysis: SW846 6010B/6020

Review Questions:	Yes	No	N/A	Comments	Qual/Criteria
				The ICB analyzed 8/23/11/11 had thallium detected at 0.319ug/L. The thallium results for samples FWGLL2mw-059c-1770-GF, FWGLL1mw-079c-1763-GF, FWGLL1mw-063c-1809-GF, FWGLL12mw-185c-1787-GF, FWGLL2mw-265c-1772-GF, FWGLL12mw-183c-1785-GF, FWGLL12mw-246c-1796-GF, FWGLL12mw-113c-1780-GF, FWGLL12mw-188c-1790-GF were qualified "U" as the detected concentrations were <5x the thallium contamination. No qualifications were made for ICP or ICPMS due to negative blanks greater than ½ MRL, since the LCG doesn't specifically address negative blank values.	
15. Were CCVs analyzed every 10 samples and at the end of the analytical sequence?	✓				LCG Table 7
16. Were CCV results within 90 to 110%?	✓				LCG Table 7 >110%=J, <85%=J/R 90-85%=J/UJ;
17. Were the CCBs run every 10 samples and at the end of the analytical sequence? Were results <1/2 the MRL?		✓		ICP The CCBs analyzed 8/16/11 had potassium detected from 151ug/L to 170ug/L and vanadium at 0.745ug/L. The potassium results for samples FWGEQUIPRinse2-1806-GW, FWGLL2mw-059c-1770-GF, FWGLL2mw-265c-1772-GF and FWGLL2mw-060c-1771-GF were qualified "U" as the detected concentrations were <5x the potassium contamination. No qualifications were made vanadium contamination as there were no detected concentrations reported that were bracketed by the outlier CCBs. ICPMS The CCBs analyzed 8/23/11 had detected thallium from 0.309ug/L to 0. 492ug/L, sodium from 7.43ug/L to 21.5ug/L and antimony from 0.136ug/L to 0.175ug/L. No additional qualifications were made for thallium other than those made for the ICB contamination. The antimony results for samples FWGLL2mw-265c-1772-GF, FWGLL12mw-244c-1794-GF, FWGLL12mw-113c-1780-GF, FWGLL2mw-060c-1771-GF and FWGLL12mw-088c-1788-GF were qualified "U" as the detected concentrations were <5x the blank contamination. The sodium result for sample FWGEQUIPRinse2-1806-GW was qualified "U" as the detected concentration was <5x the blank contamination No qualifications were made for ICP or ICPMS due to negative blanks greater than ½ MRL, since the LCG doesn't specifically address negative blank values.	LCG Table 7 <5x = U
18. Was an Interelement Check Standard run at the beginning of the analytical sequence?	✓				LCG Table 7

Project Number: 030240.0006
Sample Event: July 2011
Data Reviewer/Date: Angye Dragotta/ September 28, 2011

SDG: 240-2444-1 R0
Analysis: SW846 6010B/6020

Review Questions:	Yes	No	N/A	Comments	Qual/Criteria
19. Was the ICS recovery within 80 to 120% of true value for each element of interest?	✓				LCG Table 7 >120%=J; 50-79%=J/UJ; <50%=Pj/R
21. Was a method blank prepared and analyzed with each batch?	✓				LCG Table 7
22. Were target analytes <1/2 the MRL in the method blank?		✓		ADR checked section; ICP-The method blank from batch 240-20789 had potassium detected at 158ug/L. The method blank from batch 240-10805 had potassium detected at 167ug/L, barium at 1.19ug/L, calcium at 295ug/L, magnesium at 77.5ug/L and manganese at 0.557ug/L. The potassium results for samples FWGEQUIPRinse2-1806-GW, FWGLL2mw-059c-1770-GF, FWGLL2mw-265c-1772-GF and FWGLL2mw-060c-1771-GFwere qualified, "B".. The manganese result for sample FWGEQUIPRinse2-1806-GW was qualified, "B". No qualifications were made for the additional method blank contaminants as they weren't detected in the associated field samples <5x contamination. ICPMS- The method blank from batch 240-20789 had sodium detected at 15.8ug/L and thallium at 0.198ug/L. The method blank from batch 240-10805 had aluminum detected at 29.4ug/L, sodium at 95.3ug/L and zinc at 12.7ug/L. The sodium result for sample FWGEQUIPRinse2-1806-GW was qualified, "B". The thallium results for samples FWGLL2mw-059c-1770-GF, FWGLL1mw-079c-1763-GF, FWGLL1mw-063c-1809-GF, FWGLL12mw-185c-1787-GF, FWGLL12mw-183c-1785-GF and FWGLL12mw-246c-1796-GF were qualified "B" as the detected concentrations were <5x the thallium contamination.	LCG Table 7 <5x = B
23. Was a field blank collected and analyzed?	✓				
24. Were target analytes reported in the field blank analyses >1/2 the MRL?	✓			ADR checked section; ICP- The equipment rinse, FWGEQUIPRinse2-1806-GW had potassium detected at 160ug/L and manganese at 0.43ug/L. The potassium result for samples FWGLL2mw-059c-1770-GF, FWGLL2mw-265c-1772-GF and FWGLL2mw-060c-1771-GFwere qualified, "B". No qualifications were required for the manganese contamination, as there were no detected manganese concentrations reported for the field samples < 5x contamination. ICPMS-The equipment rinse, FWGEQUIPRinse2-1806-GW had sodium detected at 19ug/L and thallium detected at 0.25ug/L. The thallium results for FWGLL2mw-059c-1770-GF, FWGLL1mw-079c-1763-GF, FWGLL1mw-063c-1809-GF, FWGLL12mw-185c-1787-GF, FWGLL2mw-265c-1772-GF, FWGLL12mw-183c-1785-GF, FWGLL12mw-246c-1796-GF, FWGLL12mw-113c-1780-GF and FWGLL12mw-188c-1790-GF were qualified "B".as the detected concentrations were <5x the thallium contamination. No qualifications were required for sodium contamination, as there were no detected sodium concentrations reported for the field samples < 5x contamination.	<5x=B

Project Number: 030240.0006
Sample Event: July 2011
Data Reviewer/Date: Angye Dragotta/ September 28, 2011

SDG: 240-2444-1 R0
Analysis: SW846 6010B/6020

Review Questions:	Yes	No	N/A	Comments	Qual/Criteria
25. Was a LCS prepared and analyzed with each batch?	✓				LCG Table 7
26. Were the LCS recoveries within limits specified in LCG Appendix C?	✓			Checked by ADR.	LCG Appendix C >UL=J; <60%=J/R 60%-LL= J/UJ;
27. Was a MS prepared with each batch?	✓				LCG Table 7
28. Was the MS and Lab Duplicate parent a Ravenna sample?	✓				
29. Were the MS recoveries within 75-125%?	✓				LCG Table 7 >125% = J 30% - 75% = J/UJ <30% = J/R
30. Was the lab sample duplicate RPD ≤20%?		✓		Checked by ADR. The lab duplicate analyzed on sample FWGLL2mw-265c-1772-GF was above control limits for thallium with an RPD of 117%. The thallium results for samples, FWGEQUIPRinse2-1806-GW, FWGLL2mw-265c-1772-GF, FWGLL12mw-113c-1780-GF and FWGLL12mw-188c-1790-GF were qualified as estimated, "J/UJ".	LCG Table 7 >20% = J
31. Was a Post Digestion Spike analyzed as needed? Were results within 75-125%?			✓	Matrix spike recoveries were within control limits.	LCG Table 7 >125%=J; 30-75%=J/UJ; <30%=R
32. Was a serial dilution performed as needed?	✓				
33. Was the 4 fold dilution within ± 10% of the original result?	✓				LCG Table 7 >10%=J
34. Was a field duplicate analyzed? Were the RPDs ± 30%?	✓			Checked by ADR.	QAPP Table 3-2 >30% = J
35. Were sample concentrations within calibration range?	✓				
36. Were laboratory-generated Quality Control Exception Reports issued? If yes, summarize contents.		✓			
37. Were lab comments included in report? If yes, summarize contents.	✓			See narrative.	

References:
Louisville Chemistry Guidelines (LCG), USACE June 2002 version 5; Section I "Chemical Analysis Criteria" Table 7 and Attachment A "Data Validation Guidelines:

Project Number: 030240.0006
Sample Event: July 2011
Data Reviewer/Date: Angye Dragotta/ September 28, 2011

SDG: 240-2444-1 R0
Analysis: SW846 6010B/6020

Final Quality Assurance Project Plan (QAPP) Addendum for the Facility-Wide Groundwater Monitoring Program Ravenna Army Ammunition Plant, Ravenna, OH, Portage Environmental September 2004

Ravenna, OH Data Review Checklist

Project Number: 030240.0006
Sample Event: July 2011
Data Reviewer/Date: Angye Dragotta/ September 28, 2011

SDG: 240-2444-1 R0
Analysis: SW846 7470A

Review Questions:	Yes	No	N/A	Comments	Qual/Criteria
1. Did Chain-of-Custody information agree with laboratory report?	✓				
2. Were samples preserved properly and received in good condition?	✓				QAPP Table 4-2
3. Were holding times met?	✓				QAPP Table 4-2 J/UJ/R
4. Were sample storage requirements met?	✓				QAPP Table 4-2
5. Were QAPP specified RLs achieved?	✓				QAPP Table 3.8
6. Were all QAPP-specified target analytes reported?	✓				QAPP Table 3-8
7. Did the initial calibration curve range include 5 standards and a blank?	✓				LCG Table 9 R
8. Was the correlation coefficient ≥ 0.995 for Hg?	✓				LCG Table 9 R<0.995=J/R
9. Was a MDL Level Verification performed once per quarter with all target analytes detected?	✓			2/8/11	LCG Table 9 R
10. Was a MRL Level Verification performed at the beginning of every daily analytical sequence with 70-130%?	✓				LCG Table 9 >130%=J; 70-65%=J/UJ; <65%=J/R
11. Was the ICV analyzed after the ICAL but before samples with recoveries between 80-120%?	✓				LCG Table 9 >120%=J; 80-75%=J/UJ; <75%=J/R
12. Was the ICB analyzed after the ICAL with results <1/2 the MRL?	✓			No qualifications were made due to negative blanks greater than ½ MRL, since the LCG doesn't specifically address negative blank values.	LCG Table 9 <5x = U
13. Were the CCVs analyzed every 10 samples and at the end of the analytical sequence?	✓				LCG Table 9
14. Were CCV results within 80 to 120%?	✓				LCG Table 9 >120%=J; 80-75%=J/UJ; <75%=J/R

Ravenna, OH Data Review Checklist

Project Number: 030240.0006
Sample Event: July 2011
Data Reviewer/Date: Angye Dragotta/ September 28, 2011

SDG: 240-2444-1 R0
Analysis: SW846 7470A

Review Questions:	Yes	No	N/A	Comments	Qual/Criteria
15. Were the CCBs analyzed every 10 samples and at the end of the analytical sequence? Were results <1/2 the MRL?	✓			No qualifications were made for due to negative blanks greater than ½ MRL, since the LCG doesn't specifically address negative blank values.	LCG Table 9 <5x = U
16. Was a method blank prepared and analyzed with each batch?	✓				LCG Table 9
17. Were target analytes detected in the method blank <1/2 the MRL?	✓				LCG Table 9 <5x = B
18. Was a field blank collected and analyzed?	✓				
19. Were target analytes reported in the field blank analyses at <1/2 the MRL?	✓				<5x=B
20. Was a LCS prepared and analyzed with each batch?	✓				LCG Table 9
21. Were the LCS recoveries within 80-120%?	✓			Checked by ADR.	LCG Table 9 J>120%=J; 50-79%=J/UJ; <50%=R
22. Was a MS prepared with each batch?	✓				LCG Table 9
23. Was the MS and Lab Duplicate parent sample a Ravenna sample?	✓				
24. Were the MS recoveries within 80-120%?	✓			Checked by ADR.	LCG Table 9 >125% = J 30% - 75% = J/UJ <30% = J/R
25. Was the Matrix Duplicate RPD ± 20%?	✓			Checked by ADR.	LCG Table 9 >20% = J
26. Was a field duplicate analyzed? Were the RPDs ± 30%?	✓				QAPP Table 3-2
27. Were sample concentrations within calibration range?	✓				
28. Were laboratory-generated Quality Control Exception Reports issued? If yes, summarize contents.		✓			

Ravenna, OH Data Review Checklist

Project Number: 030240.0006
Sample Event: July 2011
Data Reviewer/Date: Angye Dragotta/ September 28, 2011

SDG: 240-2444-1 R0
Analysis: SW846 7470A

Review Questions:	Yes	No	N/A	Comments	Qual/Criteria
29. Were lab comments included in report? If yes, summarize contents.		✓			

References:

Louisville Chemistry Guidelines (LCG), USACE June 2002 version 5; Section I "Chemical Analysis Criteria" Table 9 and Attachment A "Data Validation Guidelines:

Final Quality Assurance Project Plan (QAPP) Addendum for the Facility-Wide Groundwater Monitoring Program Ravenna Army Ammunition Plant, Ravenna, OH, Portage Environmental September 2004

Additional Comments:

6-IN
DUPLICATES
METALS - TOTAL RECOVERABLE

Client ID: FWGLL2mw-265C-1772-GF DU
Lab ID: 240-2444-12 DU
Lab Name: TestAmerica North Canton
Job No.: 240-2444-1
SDG No.:
% Solids for Sample:
% Solids for Duplicate:
Matrix: Water
Concentration Units: ug/L

Analyte	Control Limit	Sample (S)	C	Duplicate (D)	C	RPD	Q	Method
Silver	5.0	5.0	U	5.0	U	NC		6010B
Arsenic	5.0	5.0	U	5.0	U	NC		6010B
Barium	10	9.3	J	8.62	J	8.00		6010B
Calcium	1000	77000		72900		5.00		6010B
Cobalt	5.0	6.0		5.61		6.00		6010B
Chromium	5.0	5.0	U	5.0	U	NC		6010B
Copper	5.0	5.0	U	5.0	U	NC		6010B
Potassium	1000	680	J	645	J	5.00		6010B
Magnesium	1000	23000		22100		5.00		6010B
Manganese	10	1300		1210		5.00		6010B
Nickel	10	18		15.5		12.0		6010B
Lead	3.0	3.0	U	3.0	U	NC		6010B
Selenium	5.0	5.0	U	5.0	U	NC		6010B
Vanadium	10	10	U	10	U	NC		6010B
Aluminum	50	50	U	50	U	NC		6020
Beryllium	1.0	1.0	U	1.0	U	NC		6020
Cadmium	0.50	0.50	U	0.50	U	NC		6020
Iron	50	2300		2170		4.00		6020
Antimony	2.0	0.13	J	2.0	U	NC		6020
Thallium	1.0	1.0		0.265	J	117		6020
Zinc	10	10	U	10	U	NC		6020
Sodium	1000	12000		11200		4.00		6020

Calculations are performed before rounding to avoid round-off errors in calculated results.

FORM VI-IN

3-IN
INSTRUMENT BLANKS
METALS

Lab Name: TestAmerica North Canton Job No.: 240-2444-1

SDG No.:

Concentration Units: ug/L

Analyte	RL	ICBIS 240-12336/8 08/16/2011 09:07		CCB 240-12336/14 08/16/2011 09:42		CCB 240-12336/26 08/16/2011 10:52		CCB 240-12336/38 08/16/2011 12:02	
		Found	C	Found	C	Found	C	Found	C
Arsenic	5.0	5.0	U	5.0	U	5.0	U	5.0	U
Barium	10	10	U	10	U	10	U	10	U
Calcium	1000	1000	U	1000	U	1000	U	1000	U
Chromium	5.0	5.0	U	5.0	U	5.0	U	5.0	U
Cobalt	5.0	5.0	U	5.0	U	5.0	U	5.0	U
Copper	5.0	5.0	U	5.0	U	5.0	U	5.0	U
Lead	3.0	3.0	U	3.0	U	3.0	U	3.0	U
Magnesium	1000	1000	U	1000	U	1000	U	1000	U
Manganese	10	10	U	10	U	10	U	10	U
Nickel	10	10	U	10	U	10	U	10	U
Potassium	1000	151	J	151	J	156	J	156	J
Selenium	5.0	5.0	U	5.0	U	5.0	U	5.0	U
Silver	5.0	5.0	U	5.0	U	5.0	U	5.0	U
Vanadium	10	10	U	10	U	10	U	0.745	J

ICB
U K < 755 µg/L
LL2 59 - 1770
2 265 - 1772
2 060 - 1771
Rinse 2 - 1806

CCB
K < 850 µg/L
Same as ICB

CCB
V < 3.725 µg/L
NQ.

Italicized analytes were not requested for this sequence.

3-IN
INSTRUMENT BLANKS
METALS

Lab Name: TestAmerica North Canton Job No.: 240-2444-1

SDG No.:

Concentration Units: ug/L

Analyte	RL	CCB 240-12336/50 08/16/2011 13:12		CCB 240-12336/62 08/16/2011 14:25		CCB 240-12336/74 08/16/2011 15:35		CCB 240-12336/86 08/16/2011 16:46	
		Found	C	Found	C	Found	C	Found	C
Arsenic	5.0	5.0	U	5.0	U	5.0	U	5.0	U
Barium	10	10	U	10	U	10	U	10	U
Calcium	1000	1000	U	1000	U	1000	U	1000	U
Chromium	5.0	5.0	U	5.0	U	5.0	U	5.0	U
Cobalt	5.0	5.0	U	5.0	U	5.0	U	5.0	U
Copper	5.0	5.0	U	5.0	U	5.0	U	5.0	U
Lead	3.0	3.0	U	3.0	U	3.0	U	3.0	U
Magnesium	1000	1000	U	1000	U	1000	U	1000	U
Manganese	10	10	U	10	U	10	U	10	U
Nickel	10	10	U	10	U	10	U	10	U
Potassium	1000	156	J	157	J	170	J	162	J
Selenium	5.0	5.0	U	5.0	U	5.0	U	5.0	U
Silver	5.0	5.0	U	5.0	U	5.0	U	5.0	U
Vanadium	10	10	U	10	U	10	U	10	U

Italicized analytes were not requested for this sequence.

3-IN
INSTRUMENT BLANKS
METALS

Lab Name: TestAmerica North Canton Job No.: 240-2444-1

SDG No.:

Concentration Units: ug/L

Analyte	RL	ICB 240-13124/6 08/23/2011 09:13		CCB 240-13124/11 08/23/2011 09:42		CCB 240-13124/23 08/23/2011 10:55		CCB 240-13124/35 08/23/2011 11:59	
		Found	C	Found	C	Found	C	Found	C
Aluminum	50	50	U	50	U	50	U	50	U
Antimony	2.0	2.0	U	0.136	J	0.139	J	2.0	U
Beryllium	1.0	1.0	U	1.0	U	1.0	U	1.0	U
Cadmium	0.50	0.50	U	0.50	U	0.50	U	0.50	U
Iron	50	50	U	50	U	50	U	50	U
Sodium	1000	1000	U	7.43	J	13.0	J	14.1	J
Thallium	1.0	0.319	J	0.362	J	0.398	J	0.309	J
Zinc	10	10	U	10	U	10	U	10	U

ICB
Tl < 1.595 µg/L
2.59 - 1770
1-079-1763
1-063-1809
12-185-1787
2-265-1772
12-183-1785
12-246-1794
12-113-1780
12-188-1790
Rinse 2 - 1800

CCB
Tl <
All ICB
80 < 0.875 Na < 107.5
2-265-1772
12-244-1794
2-160-1771
12-113-1780
Rinse 2
180

Italicized analytes were not requested for this sequence.

3-IN
INSTRUMENT BLANKS
METALS

Lab Name: TestAmerica North Canton Job No.: 240-2444-1

SDG No.:

Concentration Units: ug/L

Analyte	RL	CCB 240-13124/47 08/23/2011 13:07		CCB 240-13124/59 08/23/2011 14:20					
		Found	C	Found	C	Found	C	Found	C
Aluminum	50	50	U	50	U				
Antimony	2.0	0.140	J	0.175	J				
Beryllium	1.0	1.0	U	1.0	U				
Cadmium	0.50	0.50	U	0.50	U				
Iron	50	50	U	50	U				
Sodium	1000	16.9	J	21.5	J				
Thallium	1.0	0.430	J	0.492	J				
Zinc	10	10	U	10	U				

Italicized analytes were not requested for this sequence.

Ravenna, OH Data Review Checklist

Project Number: 030240.0006
Sample Event: July 2011
Data Reviewer/Date: Angye Dragotta/ September 27, 2011

SDG: 240-2444-1 R0
Analysis: SW846 7196A

Review Questions:	Yes	No	N/A	Comments	QUAL/Criteria
1. Did Chain-of-Custody information agree with laboratory report?	✓				
2. Were samples preserved properly and received in good condition?	✓				
3. Were holding times met?	✓				J/UJ/R
4. Were sample storage requirements met?	✓				
5. Does the initial calibration curve consist of at least 3 standards and one blank?	✓				
6. Was a MRL Level Verification performed at the beginning of every daily sequence? Were results within 70-130%?		✓		MRL check not analyzed, however not required by the lab and LCG does not specifically address hexavalent chromium analysis. Sample results qualified as estimated, "UJ".	>130%=J; 65-70%=J/UJ; <65%=J/R
7. Was the ICB analyzed after the ICV with results <1/2 the MRL?	✓				< 5x = U
8. Was a CCV run at the beginning and end of the analytical sequence?	✓				
9. Were the CCV results 90-110%?	✓				>110%=J; <90%=J/UJ;
10. Was a method blank prepared and analyzed with each batch?	✓				
11. Were target analytes detected in the method blank?		✓		Checked by ADR.	LCG Table 10 <5x=B
12. Was a field blank collected and analyzed?	✓				
13. Were target analytes in the field blank analyses <1/2 the MRL?	✓				<5x=B
14. Was a field duplicate analyzed? Were the RPDs ≤30%?	✓			Checked by ADR.	>30% = J
15. Was an LCS prepared and analyzed with each batch?	✓				
16. Were the LCS recoveries within lab limits%?	✓			Checked by ADR.	>UL=J; <LL=J/UJ;
17. Was a MS prepared once per every 10 samples?	✓				LCG Table 10

Ravenna, OH Data Review Checklist

Project Number: 030240.0006
Sample Event: July 2011
Data Reviewer/Date: Angye Dragotta/ September 27, 2011

SDG: 240-2444-1 R0
Analysis: SW846 7196A

Review Questions:	Yes	No	N/A	Comments	QUAL/Criteria
18. Was the MS parent a Ravenna sample?	✓				
19. Were MS recoveries within lab limits%?	✓				>UL=J; <LL=J/UJ;
20. Were reported sample concentrations within calibration range?	✓				
21. Were laboratory-generated Quality Control Exception Reports issued?		✓			
22. Were lab comments included in report? If yes, summarize contents.	✓				

References: Louisville Chemistry Guidelines (LCG), USACE June 2002 version 5; Section I "Chemical Analysis Criteria" Table 10 and Attachment A "Data Validation Guidelines: Final Quality Assurance Project Plan (QAPP) Addendum for the Facility-Wide Groundwater Monitoring Program Ravenna Army Ammunition Plant, Ravenna, OH, Portage Environmental September 2004

Ravenna, OH Data Review Checklist

Project Number: 030240.0006
Sample Event: July 2011
Data Reviewer/Date: Angye Dragotta/ September 28, 2011

SDG: 240-2444-1 R0
Analysis: SW846 8330 Explosives

Review Questions:	Yes	No	N/A	Comments	QUAL/Criteria
1. Did Chain-of-Custody information agree with laboratory report?	✓				
2. Were samples preserved properly and received in good condition?	✓				QAPP Table 4-2
3. Were holding times met?	✓				QAPP Table 4-2 J/UJ/R
4. Were sample storage requirements met?	✓				QAPP Table 4-2
5. Were QAPP specified PQLs achieved?	✓				QAPP Tale 3-7
6. Were all QAPP-specified target analytes reported?	✓				QAPP Table 3-7
7. Was a MDL Level Verification analyzed once per quarter with all target analytes detected?	✓			8/12/2011 LC10 8/13/2011 LC12	LCG Table 5 R
8. Was a MRL Level verification run at the beginning and end of every daily sequence or every 12 hours? Was the %D < 30%?	✓				LCG Table 5 >30%=J
9. Does the initial calibration curve consist of 5 concentration levels? (6 stds for quadratic curves)	✓			LC10 7/23/11 LC12 8/8/2011 - 2-nitrotoluene co eluted with 4-nitrotoluene. LC12 is used for confirmation, so no qualification was made.	STL SOP Section 10.2, LCG R
10. Were all target analytes %RSD ≤ 20%? OR was the average RSD ≤ 20%?	✓				LCG Table 5 >20% RSD=J/R
11. If a linear regression curve was used, was the correlation coefficient r≥0.995? (0.990 for Quadratic curve).			✓		STL SOP Section 10.4, LCG R<0.99=-J/R
12. Was a second source verification (ICV) analyzed after the ICAL and all analytes 85-115%?	✓			LC10 7/23/11 @0101 LC12 8/9/11 @0315	STL SOP Section 9.9 >115%=J; 80-85%=J/UJ; <80%=J/R
13. Was a CCV run at least every 10 samples and at the end of the analytical run?	✓				STL SOP Section 10.9
14. Was the average %D (difference or drift) for all target analytes < 15%?	✓				LCG Table 5 D>15% (neg) = J/R D>15% (pos) = J
15. Was a method blank prepared and analyzed with each batch?	✓			Samples FWGLL12mw-244c-1794-GW, FWGLL12mw-107c-1779-GW, FWGLL12mw-113c-1780-GW and FWGLL12mw-188c-1790-GW had excessive particulates and required filtration prior to analysis. A filter blank was prepared and analyzed with no detected targets reported.,	LCG Attachment A Section 5.6

Ravenna, OH Data Review Checklist

Project Number: 030240.0006
Sample Event: July 2011
Data Reviewer/Date: Angye Dragotta/ September 28, 2011

SDG: 240-2444-1 R0
Analysis: SW846 8330 Explosives

Review Questions:	Yes	No	N/A	Comments	QUAL/Criteria
16. Were target analytes in the method blank <1/2 the MRL?	✓			Checked by ADR.	LCG Table 5 <5x = B
17. Was a field blank collected and analyzed?	✓				
18. Were target analytes in the field blank analyses < ½ the MRL?		✓		Checked by ADR. 1,3,5-trinitrobenzene was detected in FWGEQUIPRinse2-1806-GW at 0.043ug/LL. The 1,3,5-trinitrobenzene result for samples FWGLL1mw-063c-1809-GW and FWGLL1mw-079c-1763-GW were qualified, "B", as the detected results were <5x the 1,3,5-trinitrobenzene contamination detected in the equipment rinse.	<5x=B
19. Was a field duplicate analyzed? Were the RPDs ≤30%?	✓				QAPP Table 3-2 RPD >30=J
20. Were all positive results confirmed with a second column confirmation? Were the RPDs ≤ 40%?		✓		The confirmation column RPD was above control limits for nitrobenzene in sample FWGLL2mw-059c-1770-GW. The nitrobenzene result for sample FWGLL2mw-059c-1770-GW was qualified as estimated, "J".	LCG Table 5 RPD>40%=J
21. Was an LCS prepared and analyzed with each batch?	✓				STL SOP Section 9.6
22. Were the LCS recoveries within limits specified in LCG Appendix C?	✓			Checked by ADR.	LCG Appendix C <UL=J; 30-LL=J/UJ; <30%=J/R
23. Was a MS/MSD pair prepared with each batch?	✓				STL SOP Section 9.7
24. Was the MS/MSD parent a Ravenna sample?	✓				
25. Were MS/MSD recoveries 40-140% and RPD ≤20%?	✓				QAPP Table 3-2 Pj
27. Were reported sample concentrations within calibration range?	✓				
28. Were lab comments included in report? If yes, summarize contents.	✓			See narrative.	

References: Louisville Chemistry Guidelines (LCG), USACE June 2002 version 5; Section I "Chemical Analysis Criteria" Table 5 and Attachment A "Data Validation Guidelines,Final Quality Assurance Project Plan (QAPP) Addendum for the Facility-Wide Groundwater Monitoring Program Ravenna Army Ammunition Plant, Ravenna, OH, Portage Environmental September 2004 ,STL SOP SAC-LC-0009 Rev. 2.0- Determination of Nitroaromatic, Nitramines, and Specialty Explosives Based on Method 8330, SW-846.

Ravenna, OH Data Review Checklist

Project Number: 030240.0006
Sample Event: July 2011
Data Reviewer/Date: Angye Dragotta/ September 28, 2011

SDG: 240-2444-1 R0
Analysis: SW846 8330M Nitroguanadine

Review Questions:	Yes	No	N/A	Comments	QUAL/Criteria
1. Did Chain-of-Custody information agree with laboratory report?	✓				
2. Were samples preserved properly and received in good condition?	✓				QAPP Table 4-2
3. Were holding times met?	✓			Checked by ADR.	QAPP Table 4-2 J/UJ/R
4. Were sample storage requirements met?	✓				QAPP Table 4-2
5. Were QAPP specified PQLs achieved?	✓				QAPP Tale 3-7
6. Were all QAPP-specified target analytes reported?	✓				QAPP Table 3-7
7. Was a MDL Level Verification analyzed once per quarter with all target analytes detected?	✓			8/10/2011	LCG Table 5 R
8. Was a MRL Level verification run at the beginning and end of every daily sequence or every 12 hours? Was the %D < 30%?	✓				LCG Table 5 >30%=J
9. Does the initial calibration curve consist of 5 concentration levels? (6 stds for quadratic curves)	✓			Varian Star #1 ICAL: 1/24/11 Stds: 20, 50, 100, 200, 500, 1000	STL SOP Section 10.2, LCG R
10. Were all target analytes %RSD ≤ 20%? OR was the average RSD ≤ 20%?	✓				LCG Table 5 >20% RSD=J/R
11. If a linear regression curve was used, was the correlation coefficient r≥0.995? (0.990 for Quadratic curve)	✓			Linear fit used. No qualifications were made as r>0.995.	STL SOP Section 10.4, LCG R<0.99=-J/R
12. Was a second source verification (ICV) analyzed after the ICAL and all analytes 85-115%?	✓			1/24/11 @ 1328	STL SOP Section 9.9 >115%=J; 80-85%=J/UJ; <80%=J/R
13. Was a CCV run at least every 10 samples and at the end of the analytical run?	✓				STL SOP Section 10.9
14. Was the average %D (difference or drift) for all target analytes < 15%?	✓				LCG Table 5 D>15% (neg) = J/R D>15% (pos) = J
15. Was a method blank prepared and analyzed with each batch?	✓				LCG Attachment A Section 5.6
16. Were target analytes reported in the method blank <1/2 the MRL?	✓				LCG Table 5 <5x = B

Ravenna, OH Data Review Checklist

Project Number: 030240.0006
Sample Event: July 2011
Data Reviewer/Date: Angye Dragotta/ September 28, 2011

SDG: 240-2444-1 R0
Analysis: SW846 8330M Nitroguanadine

Review Questions:	Yes	No	N/A	Comments	QUAL/Criteria
17. Was a field blank collected and analyzed?	✓				
18. Were target analytes reported in the field blank analyses < ½ the MRL?	✓				<5x=B
19. Was a field duplicate analyzed? Were the RPDs <30%?	✓				QAPP Table 3-2 RPD >30=J
20. Were all positive results confirmed with a second column confirmation? Was the RPD ≤ 40%?			✓	No detections above the reporting limit.	LCG Table 5 RPD>40%=J
21. Was an LCS prepared and analyzed with each batch?	✓				STL SOP Section 9.6
22. Were the LCS recoveries within limits specified in LCG Appendix C?	✓				LCG Appendix C <UL=J; 30-LL=J/UJ; <30%=J/R
23. Was a MS/MSD pair prepared with each batch?	✓				STL SOP Section 9.7
24. Was the MS/MSD parent a Ravenna sample?	✓				
25. Were MS/MSD recoveries 40-140% and RPD ≤20%?	✓				QAPP Table 3-2 Pj
27. Were reported sample concentrations within calibration range?	✓				
28. Were laboratory-generated Quality Control Exception Reports issued? If yes, summarize contents.		✓			
29. Were lab comments included in report? If yes, summarize contents.		✓			

References: Louisville Chemistry Guidelines (LCG), USACE June 2002 version 5; Section I "Chemical Analysis Criteria" Table 5 and Attachment A "Data Validation Guidelines.

Final Quality Assurance Project Plan (QAPP) Addendum for the Facility-Wide Groundwater Monitoring Program Ravenna Army Ammunition Plant, Ravenna, OH, Portage Environmental September 2004

STL SOP SAC-LC-0010 "Determination of Nitroguanidine Based on Method 8330, SW-846" April 2007, revision 2.0

Additional Comments:

Ravenna, OH Data Review Checklist

Project Number: 030240.0006
Sample Event: July 2011
Data Reviewer/Date: Angye Dragotta/ September 28, 2011

SDG: 240-2444-1 Rev 0
Analysis: TAL SOP WS-WC-0050

Review Questions:	Yes	No	N/A	Comments	Qualifier
1. Did Chain-of-Custody information agree with laboratory report?	✓				
2. Were samples preserved properly and received in good condition?	✓				QAPP Table 4-2
3. Were holding times met?	✓				QAPP Table 4-2 J/UJ/R
4. Were sample storage requirements met?	✓				QAPP Table 4-2
5. Were QAPP specified RLs achieved?	✓				QAPP Table 3.7
6. Were all QAPP-specified target analytes reported?	✓				QAPP Table 3.7
7. Was Acetone used to extract the samples? Was the Acetone evaporated using Nitrogen?	✓				STL SOP Sections 11.4
8. Does the initial calibration curve consist of 5 concentration levels with the low standard near but > MDL?	✓			Instrument FS4; ICAL 8/17/11 Stds- 0, 0.05, 0.2, 0.4, 1, 2	STL SOP Section 10.2 R
9. Was the correlation coefficient >0.995?	✓				STL SOP Section 10.2
10. Was a MRL Level Verification run at the beginning and end of every daily sequence or every 12 hours? Was the %D <30%?	✓				LCG Table 5 >30%=J
11. Was a second source verification (ICV) analyzed after the ICAL? Were all analytes 90-110%?	✓				STL SOP Section 9.8, 10.3, LCG >110%=J; 90-85%=J/UJ; <85%=J/R
12. Was the ICB analyzed after the ICV with results <1/2 the MRL?	✓				STL SOP Section 9.8, LCG ,< 5x = U
13. Was a CCV run every 10 samples and at the end of the analytical run?	✓				STL SOP Section 10.4
14. Was the ICV and CCV a mid-level standard from the initial calibration curve?	✓				STL SOP Section 10.3.1
15. Were all CCV calibration analytes within 90-110%?	✓				STL SOP Section 10.4, LCG >110%=J; 85-90%=J/UJ; <85%=J/R
16. Was the ICB analyzed after the ICV with results <1/2 the MRL?	✓				STL SOP Section 10.4, LCG, < 5x = U

Project Number: 030240.0006
Sample Event: July 2011
Data Reviewer/Date: Angye Dragotta/ September 28, 2011

SDG: 240-2444-1 Rev 0
Analysis: TAL SOP WS-WC-0050

Review Questions:	Yes	No	N/A	Comments	Qualifier
17. Was the Nitrocellulose assay available and/or analyzed to be within 10%?	✓				STL SOP Section 7.14.1, R
18. Was a method blank prepared and analyzed with each batch?	✓				
19. Were target analytes reported in the method blank <1/2 the MRL?	✓			ADR checked section.	STL SOP Section 9.4, LCG, <5x=B
20. Was a field blank collected and analyzed?	✓				
21. Were target analytes reported in the field blank analyses <1/2 the MRL?	✓				<5x=B
22. Was a field duplicate analyzed? Were the RPDs ≤30%?	✓			ADR checked section.	QAPP Table 3-2 RPD > 30% = J
23. Was an LCS prepared and analyzed with each batch? Was the LCS recovery within lab's in-house limits% (26-144%)?	✓				>UL%=J; 50-LL%=J/UJ; <50%=J/R
24. Was a MS/MSD pair prepared with each batch?	✓				
25. Was the MS/MSD parent a Ravenna sample?	✓				
26. Were MS/MSD recoveries 26-144% and RPD ≤20?	✓			ADR checked section. The RPD for the matrix spike and matrix spike duplicate analyzed on sample FWGLL2mw-265c-1772-GW, was above control limits at 79%. The nitrocellulose results were qualified as estimated, "J/UJ".	Method EPA 353.2 Section 9.4.2 >UL%=J; <LL%=J/UJ; RPD>20%=J/UJ
27. Were sample concentrations within calibration range?	✓				
28. Were laboratory-generated Quality Control Exception Reports issued? If yes, summarize contents.		✓			
30. Were lab comments included in report? If yes, summarize contents.		✓			

References: *STL SOP SAC-WC-0050 "Preparation and Analysis of Nitrocellulose in Aqueous and Soil/Sediment Samples by Colorimetric Autoanalyzer", Jan 2007, rev. 2.0*

Louisville Chemistry Guidelines (LCG), USACE June 2002 version 5

Final Quality Assurance Project Plan (QAPP) Addendum for the Facility-Wide Groundwater Monitoring Program Ravenna Army Ammunition Plant, Ravenna, OH, Portage Environmental September 2004

Ravenna, OH Data Review Checklist

Project Number: 030240.0006
Sample Event: July 2011
Data Reviewer/Date: Angye Dragotta/ September 28, 2011

SDG: 240-2444-1 Rev 0
Analysis: EPA 353.2

Review Questions:	Yes	No	N/A	Comments	Qual/Crtieria
1. Did Chain-of-Custody information agree with laboratory report?	✓				
2. Were samples preserved properly and received in good condition?	✓				QAPP Table 4-2
3. Were holding times met?	✓				QAPP Table 4-2 J/UJ/R
4. Were sample storage requirements met?	✓				QAPP Table 4-2
5. Were QAPP specified RLs achieved?	✓				QAPP Table 3-9
6. Were all QAPP-specified target analytes reported?	✓				QAPP Table 3-9
7. Was the Linear Calibration Range verified using 3 standards and 1 blank? Was the ICV within 10% of the initial values?	✓				Method EPA 353.2 Section 9.2.2 J
8. Were the calibration standards verified by preparation and analysis of a Quality Control Sample? Were results within 10% of the stated values?	✓				Method EPA 353.2 Section 9.2.3 Pj
9. Was an Instrument Performance Check Solution (CCV) analyzed immediately following daily calibration, after every 10th sample, and at the end of the analytical sequence, with recoveries 90-110%?	✓				Method EPA 353.2 Section 9.3.4
10. Was a method blank prepared and analyzed with each batch?	✓				Method EPA 353.2 Section 9.3.1, 9.3.4
11. Were target analytes detected in the method blank or calibration blank >1/2 the MRL?		✓		ADR checked section;	LCG Attachment A Section 11, *<5x = B*
12. Was a field blank (trip or equipment) collected and analyzed at the required frequency stated in the site-specific FSP?	✓				
13. Were target analytes reported in the field blank analyses (trip or equipment) >1/2 the MRL?	✓			ADR checked section; Nitrate as N was detected in the field blank, FWGEQUIPRinse2-1806-GW at 0.08mg/L. The nitrate as N results for samples FWGLL12mw-183c-1785-GW, FWGLL12mw-246c-1796-GW and , FWGLL12mw-DUP3-1801-GW were qualified, "B".	*<5x=U*
14. Was a field duplicate analyzed? Were the RPDs acceptable?	✓				
15. Was an LCS prepared and analyzed with each batch? Was the LCS recovery within 90-110%?	✓			Only a LCS is required.	Method EPA 353.2 Section 9.3.3 J/UJ; <50%= R

Ravenna, OH Data Review Checklist

Project Number: 030240.0006
Sample Event: July 2011
Data Reviewer/Date: Angye Dragotta/ September 28, 2011

SDG: 240-2444-1 Rev 0
Analysis: EPA 353.2

Review Questions:	Yes	No	N/A	Comments	Qual/Crtieria
16. Was a MS/MSD pair prepared with each batch?	✓				*Method EPA 353.2 Section 9.4.1*
17. Was the MS/MSD parent sample a Ravenna sample?	✓				
18. Were MS/MSD recoveries and RPD within acceptance criteria?		✓		ADR checked section. The matrix spike recovered below control limits at 88% , for the spike analysis performed on sample FWGLL12mw-185C-1787-GW. The nitrate-nitrite results were qualified as estimated, "UJ/J".	*Method EPA 353.2 Section 9.4.2* *Pj*
19. Were sample concentrations within calibration range?	✓				
20. Were laboratory-generated Quality Control Exception Reports issued? If yes, summarize contents.		✓			
21. Were lab comments included in report? If yes, summarize contents.	✓				

References: Louisville Chemistry Guidelines (LCG), USACE June 2002 version 5

Final Quality Assurance Project Plan (QAPP) Addendum for the Facility-Wide Groundwater Monitoring Program Ravenna Army Ammunition Plant, Ravenna, OH, Portage Environmental September 2004

Additional Comments:

Ravenna, OH Data Review Checklist

Project Number: 030240.0006
Sample Event: July 2011
Data Reviewer/Date: Angye Dragotta/ September 23, 2011

SDG: 240-2499-1 R0
Analysis: SW846 8260B

Review Questions:	Yes	No	N/A	Comments	Qual/Criteria
1. Did Chain-of-Custody information agree with laboratory report?	✓				
2. Were samples preserved properly and received in good condition?	✓				QAPP Table 4-2, NELAC
3. Were holding times met?	✓				QAPP Table 4-2 J/UJ/R
4. Were sample storage requirements met?	✓				QAPP Table 4-2
5. Were QAPP specified PQLs achieved?	✓				QAPP Table 3.3
6. Were all QAPP-specified target analytes reported?	✓				QAPP Table 3-3
7. Was the GC/MS system tuned with bromofluorobenzene (BFB)?	✓				LCG Table 1
8. Was the criteria met during each 12 hour shift (prior to ICAL and Cal Ver.)?	✓				SW846 8260B 7.3.1
9. Did the initial calibration curve consist of 5 concentration levels?	✓			Instrument A3UX10–August 12, 2011 stds – 5, 10, 25, 50, 100, 200 ng on column	LCG Table 1 R
10. Did the Calibration Check Compounds (CCCs) (see Table 1 below) relative standard deviations (%RSD) ≤ 30%?	✓				LCG Table 1 R
11. Were the minimum response factors (RFs) for the System Performance Check Compounds (SPCCs) (see Table 2 below) met?	✓				LCG Table 1
12. Were all other target analytes ≤ 15% RSD? OR Was the average RSD ≤ 15%? Was a different calibration option used?	✓			Acetone, methylene chloride and bromoform used a linear curve.	LCG Table 1 15% <RSD< 20% = J/UJ
13. If a linear regression curve was used, was the correlation coefficient r≥0.99?	✓			All correlation coefficients were ≥0.99. No qualifications were made since the correlation coefficients were acceptable.	LCG Table 1 R<0.99=-J/R
14. Was a MDL Level Verification performed once per quarter with all target analytes detected?	✓			8/15/11 @ 0013	LCG Table 1 R
15. Was a MRL Level Verification run at the beginning and end of every daily sequence or every 12 hours?	✓				LCG Table 1

Ravenna, OH Data Review Checklist

Project Number: 030240.0006
Sample Event: July 2011
Data Reviewer/Date: Angye Dragotta/ September 23, 2011

SDG: 240-2499-1 R0
Analysis: SW846 8260B

Review Questions:	Yes	No	N/A	Comments	Qual/Criteria
16. Were the QC/MRL recoveries 70-130%?		✓		• The opening MRL analyzed 8/15/11 @1126 recovered above control limits for acetone at 133% at 146% for 2-butanone. • The closing MRL check analyzed 8/15/11 @2216 recovered below control limits at 64% for 2-hexanone. An MDL check was analyzed after the closing MRL check with detected 2-hexanone results. The 2- hexanone results for samples FWGTeam1-Trip, FWGLL3-235c-1774-GW, FWGLL12mw-245c-1795-GW, FWGLL12mw-DUP4-1902-GW, FWGLL12mw-154c-1783-GW, FWGLL12mw-153c-1782-GW, FWGEQUIPRINSE3-1807-GW, FWG TEAM2-Trip, FWGLL3mw-234c-1773-GW and FWGLL3mw-DUP2-1800-GW were qualified as estimated, "UJ". The acetone and 2-butanone results for FWGTeam1-Trip, FWGLL12mw-245c-1795-GW, FWGLL12mw-DUP4-1902-GW, FWGLL12mw-154c-1783-GW and FWGEQUIPRINSE3-1807-GWwere qualified as estimated, "J". • The opening MRL analyzed 8/16/11 @1147 recovered above control limits for 2-butanone at141% and below limits for methylene chloride at 69%. An MDL check was analyzed after the closing MRL check with detected methylene chloride results. The methylene chloride results for samples FWGTeam3-Trip, FWGLL12mw-243c-1793-GW, FWGLL12mw-187c-1789-GW, FWGLL12mw-242c-1792-GW, FWGLL12mw-184c-1786-GW, FWGLL3mw-238c-1776-GW, FWGLL12mw-128c-1781-GW and FWGLL12mw-186c-1788-GW were qualified as estimated, "UJ".	LCG Table 1 >130%=J; 70-60%=J/UJ; <60%=J/R
17. Was a second source verification (ICV) analyzed? Were results 80-120%?	✓			8/12/11 @1737	LCG Table 1, <60%=J/R >120%=J; 60-80%=J/UJ
18. Was a CCV run every 12 hours?	✓			8/14/11 @1042, 1104, 8/16/11 @ 1104, 1125	LCG Table 1
19. Did the CCCs have a %Difference < 20%?	✓				LCG Table 1
20. Were the minimum RFs for the SPCCs within limits?	✓				LCG Table 1

Ravenna, OH Data Review Checklist

Project Number: 030240.0006
Sample Event: July 2011
Data Reviewer/Date: Angye Dragotta/ September 23, 2011

SDG: 240-2499-1 R0
Analysis: SW846 8260B

Review Questions:	Yes	No	N/A	Comments	Qual/Criteria
21. Was the average of all target analytes ≤ 20%D with a maximum D for each target analyte ≤30%?	✓				LCG Table 1 Avg D>20% and D>30% =R; Avg %D<20% and D>30% =J D>20% (neg) = J/R D>30% (pos) = J
22. Were the internal standards added to every sample?	✓				LCG Table 1
23. Were the retention times for all IS compounds within ±30 seconds from the RT of the mid-point standard in the ICAL?	✓				LCG Table 1 R
24. Was the EICP area between -50% and +100% of the ICAL mid-point standard?	✓				LCG Table 1 R
25. Was a method blank prepared and analyzed with each batch?	✓				LCG Table 1
26. Were target analytes detected in the method blank >1/2 the MRL?	✓			Checked by ADR.".	LCG Table 1 <5/10X =B
27. Was a field blank (equipment and/or trip) collected and analyzed?	✓			FWGEQUIPRinse3-1807-GW	
28. Were target analytes detected in the field blank analyses >1/2 the MRL?	✓			• FWGTEAM1-Trip and FWGTEAM3-Trip had acetone detected at 1.1ug/L. • 2-butanone was detected in FWGEQUIPRinse3-1807-GW at 1.5ug/L and acetone at 14ug/L The acetone result for samples FWGLL12mw-128c-1781-GW, FWGLL12mw-154c-1783-GW, FWGLL12mw-245c-1795-GW and FWGLL3mw-238c-1776-GW were qualified, "B. The 2-butanone result for samples FWGLL12mw-245c-1795-GW and FWGLL12mw-DUP4-1802-GW were qualified, "B.	<5/10X =B
29. Was a field duplicate analyzed?	✓			Checked by ADR	
30. Were the field duplicates RPDs within ±30%?	✓			Checked by ADR	QAPP Table 3-2 RPD >30=J

Ravenna, OH Data Review Checklist

Project Number: 030240.0006
Sample Event: July 2011
Data Reviewer/Date: Angye Dragotta/ September 23, 2011

SDG: 240-2499-1 R0
Analysis: SW846 8260B

Review Questions:	Yes	No	N/A	Comments	Qual/Criteria
31. Was a LCS prepared and analyzed with each batch?	✓				LCG Table 1
32. Were the LCS recoveries within limits specified in Appendix C of the LCG?	✓			ADR checked section;	LCG Appendix C >UL=J; 30%-LL=J/UJ; <30%=J/R
33. Was a MS/MSD prepared with each batch?	✓				LCG Table 1
34. Was the MS/MSD parent sample a Ravenna sample?	✓			.	
35. Were MS/MSD recoveries 70-130% and RPD values ≤20%?	✓			Checked by ADR	LCG Table 1 Pj
36. Were surrogate recoveries 50-150%?	✓				LCG Table 1 >150%=J; 10% - 50%=J/UJ; <10%=J/R
37. Were reported sample concentrations within calibration range?	✓				
38. Were laboratory-generated Quality Control Exception Reports issued? If yes, summarize contents.		✓			
39. Were lab comments included in report? If yes, summarize contents.		✓			

References:
Louisville Chemistry Guidelines (LCG), USACE June 2002 version 5; Section I "Chemical Analysis Criteria" Table 1 and Attachment A "Data Validation Guidelines:
Final Quality Assurance Project Plan (QAPP) Addendum for the Facility-Wide Groundwater Monitoring Program Ravenna Army Ammunition Plant, Ravenna, OH, Portage Environmental September 2004

Additional Comments:

Table1- CCCs

Analyte
1,1-Dichloroethene

Table 2- SPCCs

Analyte	Minimum RF
Chloromethane	0.10

Project Number: 030240.0006
Sample Event: July 2011
Data Reviewer/Date: Angye Dragotta/ September 23, 2011

SDG: 240-2499-1 R0
Analysis: SW846 8260B

Chloroform
1,2-Dichloropropane
Toluene
Ethylbenzene
Vinyl chloride

1,1-Dichlorethane	0.10
Bromoform	0.10
Chlorobenzene	0.30
1,1,2,2-Tetrachloroethane	0.30

GC/MS VOA ANALYSIS RUN LOG

Lab Name: TestAmerica North Canton Job No.: 240-2499-1

SDG No.:

Instrument ID: A3UX10 Start Date: 08/15/2011 10:20

Analysis Batch Number: 12008 End Date: 08/15/2011 22:38

LAB SAMPLE ID	CLIENT SAMPLE ID	DATE ANALYZED	DILUTION FACTOR	LAB FILE ID	COLUMN ID
BFB 240-12008/1		08/15/2011 10:20	1	BFB4225.D	DB-624 0.18(mm)
CCVIS 240-12008/2		08/15/2011 10:42	1	UXX3830.D	DB-624 0.18(mm)
CCV 240-12008/3		08/15/2011 11:04	1	UXX3831.D	DB-624 0.18(mm)
MRL 240-12008/4		08/15/2011 11:26	1	UXX3832.D	DB-624 0.18(mm)
LCS 240-12008/5		08/15/2011 12:03	1	UXX3833.D	DB-624 0.18(mm)
MB 240-12008/6		08/15/2011 12:24	1	UXX3834.D	DB-624 0.18(mm)
ZZZZZ		08/15/2011 13:10	1		DB-624 0.18(mm)
ZZZZZ		08/15/2011 13:31	1		DB-624 0.18(mm)
ZZZZZ		08/15/2011 13:53	1		DB-624 0.18(mm)
ZZZZZ		08/15/2011 14:15	1		DB-624 0.18(mm)
ZZZZZ		08/15/2011 14:37	1		DB-624 0.18(mm)
ZZZZZ		08/15/2011 14:59	1		DB-624 0.18(mm)
ZZZZZ		08/15/2011 15:20	1		DB-624 0.18(mm)
ZZZZZ		08/15/2011 15:41	1		DB-624 0.18(mm)
ZZZZZ		08/15/2011 16:03	1		DB-624 0.18(mm)
ZZZZZ		08/15/2011 16:25	1		DB-624 0.18(mm)
ZZZZZ		08/15/2011 16:47	1		DB-624 0.18(mm)
ZZZZZ		08/15/2011 17:08	1		DB-624 0.18(mm)
240-2499-1	FWGTEAM1-TRIP	08/15/2011 17:29	1	UXX3847.D	DB-624 0.18(mm)
240-2499-2	FWGLL3mw-235C-1774-GW	08/15/2011 17:51	1	UXX3848.D	DB-624 0.18(mm)
240-2499-4	FWGLL12mw-245C-1795-GW	08/15/2011 18:12	1	UXX3849.D	DB-624 0.18(mm)
240-2499-6	FWGLL12mw-DUP4-1802-GW	08/15/2011 18:33	1	UXX3850.D	DB-624 0.18(mm)
240-2499-8	FWGLL12mw-154C-1783-GW	08/15/2011 18:55	1	UXX3851.D	DB-624 0.18(mm)
240-2499-10	FWGLL12mw-153C-1782-GW	08/15/2011 19:16	1	UXX3852.D	DB-624 0.18(mm)
240-2499-12	FWGEQUIPRINSE3-1807-GW	08/15/2011 19:37	1	UXX3853.D	DB-624 0.18(mm)
240-2499-13	FWGTEAM2-TRIP	08/15/2011 19:59	1	UXX3854.D	DB-624 0.18(mm)
240-2499-14	FWGLL3mw-234C-1773-GW	08/15/2011 20:42	1	UXX3855.D	DB-624 0.18(mm)
240-2499-16	FWGLL3mw-DUP2-1800-GW	08/15/2011 21:11	1	UXX3856.D	DB-624 0.18(mm)
MRL 240-12008/29		08/15/2011 22:16	1	UXX3857.D	DB-624 0.18(mm)
LODV 240-12008/30		08/15/2011 22:38	1	UXX3858.D	DB-624 0.18(mm)

Acetone + 2 Butt

A FWGTrip 1

2B+A LL12-245-1795

2B LL12-Dup4-1802

A LL12-154-1783

A+2B FWG EQ 3-1807

2-Hexanone ↓

All

8260B

GC/MS VOA ANALYSIS RUN LOG

Lab Name: TestAmerica North Canton Job No.: 240-2499-1

SDG No.:

Instrument ID: A3UX10 Start Date: 08/16/2011 10:39

Analysis Batch Number: 12149 End Date: 08/16/2011 21:03

LAB SAMPLE ID	CLIENT SAMPLE ID	DATE ANALYZED	DILUTION FACTOR	LAB FILE ID	COLUMN ID
BFB 240-12149/1		08/16/2011 10:39	1	BFB4226.D	DB-624 0.18(mm)
CCVIS 240-12149/2		08/16/2011 11:04	1	UXX3859.D	DB-624 0.18(mm)
CCV 240-12149/3		08/16/2011 11:25	1	UXX3860.D	DB-624 0.18(mm)
MRL 240-12149/4		08/16/2011 11:47	1	UXX3861.D	DB-624 0.18(mm)
LCS 240-12149/5		08/16/2011 12:25	1	UXX3862.D	DB-624 0.18(mm)
MB 240-12149/6		08/16/2011 12:47	1	UXX3863.D	DB-624 0.18(mm)
240-2499-18	FWGLL12mw-243C-1793-GW	08/16/2011 13:32	1	UXX3864.D	DB-624 0.18(mm)
240-2499-20	FWGLL12mw-187C-1789-GW	08/16/2011 13:54	1	UXX3865.D	DB-624 0.18(mm)
240-2499-22	FWGLL12mw-242C-1792-GW	08/16/2011 14:15	1	UXX3866.D	DB-624 0.18(mm)
240-2499-24	FWGLL12mw-184C-1786-GW	08/16/2011 14:36	1	UXX3867.D	DB-624 0.18(mm)
240-2499-26	FWGLL3mw-238C-1776-GW	08/16/2011 14:58	1	UXX3868.D	DB-624 0.18(mm)
240-2499-29	FWGLL12mw-128C-1781-GW	08/16/2011 15:20	1	UXX3869.D	DB-624 0.18(mm)
240-2499-31	FWGLL12mw-088C-1778-GW	08/16/2011 15:42	1	UXX3870.D	DB-624 0.18(mm)
240-2499-29 MS	FWGLL12mw-128C-1781-GW MS	08/16/2011 16:04	1	UXX3871.D	DB-624 0.18(mm)
240-2499-29 MSD	FWGLL12mw-128C-1781-GW MSD	08/16/2011 16:26	1	UXX3872.D	DB-624 0.18(mm)
240-2499-31 MS	FWGLL12mw-088C-1778-GW MS	08/16/2011 16:47	1	UXX3873.D	DB-624 0.18(mm)
240-2499-31 MSD	FWGLL12mw-088C-1778-GW MSD	08/16/2011 17:08	1	UXX3874.D	DB-624 0.18(mm)
240-2499-28	FWGTEAM3-TRIP	08/16/2011 17:30	1	UXX3875.D	DB-624 0.18(mm)
240-2499-33	FWGLL12mw-186C-1788-GW	08/16/2011 17:51	1	UXX3876.D	DB-624 0.18(mm)
ZZZZZ		08/16/2011 18:12	1		DB-624 0.18(mm)
ZZZZZ		08/16/2011 18:34	1		DB-624 0.18(mm)
ZZZZZ		08/16/2011 18:55	1		DB-624 0.18(mm)
ZZZZZ		08/16/2011 19:16	1		DB-624 0.18(mm)
ZZZZZ		08/16/2011 19:38	1		DB-624 0.18(mm)
ZZZZZ		08/16/2011 19:59	1		DB-624 0.18(mm)
ZZZZZ		08/16/2011 20:20	1		DB-624 0.18(mm)
MRL 240-12149/27		08/16/2011 20:42	1	UXX3884.D	DB-624 0.18(mm)
LODV 240-12149/28		08/16/2011 21:03	1	UXX3885.D	DB-624 0.18(mm)

Mel 2 ↓
All

2- Butanone
No Qual.

8260B

FORM III
GC/MS VOA METHOD REPORTING LIMIT CHECK RECOVERY

8/10/11 a 1147

Lab Name: TestAmerica North Canton Job No.: 240-2499-1

SDG No.:

Matrix: Water Level: Low Lab File ID: UXX3861.D

Lab ID: MRL 240-12149/4 Client ID:

COMPOUND	SPIKE ADDED (ug/L)	MRL CONCENTRATION (ug/L)	MRL % REC	QC LIMITS REC	#
1,1,1-Trichloroethane	1.00	1.00	100	70-130	
1,1,2,2-Tetrachloroethane	1.00	1.05	105	70-130	
1,1,2-Trichloroethane	1.00	1.06	106	70-130	
1,1-Dichloroethane	1.00	1.03	103	70-130	
1,1-Dichloroethene	1.00	1.00	100	70-130	
1,2-Dichloroethane	1.00	1.17	117	70-130	
1,2-Dichloropropane	1.00	1.12	112	70-130	
2-Hexanone	2.00	1.72 J	86	70-130	
Bromochloromethane	1.00	1.05	105	70-130	
Acetone	2.00	2.06 J	103	70-130	
Benzene	1.00	1.12	112	70-130	
Bromoform	1.00	1.22	122	70-130	
Bromomethane	1.00	1.12	112	70-130	
Carbon disulfide	1.00	0.975 J	98	70-130	
Carbon tetrachloride	1.00	0.937 J	94	70-130	
Chlorobenzene	1.00	1.06	106	70-130	
Chloroethane	1.00	1.02	102	70-130	
Chloroform	1.00	1.05	105	70-130	
Chloromethane	1.00	1.07	107	70-130	
cis-1,2-Dichloroethene	1.00	1.03	103	70-130	
cis-1,3-Dichloropropene	1.00	1.02	102	70-130	
Bromodichloromethane	1.00	1.07	107	70-130	
Ethylbenzene	1.00	0.986 J	99	70-130	
1,2-Dibromoethane	1.00	1.07	107	70-130	
m-Xylene & p-Xylene	2.00	1.95 J	98	70-130	
2-Butanone (MEK)	2.00	2.82 J	141	70-130	*
4-Methyl-2-pentanone (MIBK)	2.00	2.23 J	112	70-130	
Methylene Chloride	1.00	0.685 J	69	70-130	*
o-Xylene	1.00	0.966 J	97	70-130	
Styrene	1.00	0.927 J	93	70-130	
Tetrachloroethene	1.00	1.10	110	70-130	
Toluene	1.00	1.05	105	70-130	
trans-1,2-Dichloroethene	1.00	1.03	103	70-130	
trans-1,3-Dichloropropene	1.00	0.948 J	95	70-130	
Trichloroethene	1.00	1.08	108	70-130	
Vinyl chloride	1.00	1.07	107	70-130	
Dibromochloromethane	1.00	0.858 J	86	70-130	

Column to be used to flag recovery and RPD values

FORM III 8260B

FORM III

GC/MS VOA METHOD REPORTING LIMIT CHECK RECOVERY

8/15/11 D2216

Lab Name: TestAmerica North Canton Job No.: 240-2499-1

SDG No.:

Matrix: Water Level: Low Lab File ID: UXX3857.D

Lab ID: MRL 240-12008/29 Client ID:

COMPOUND	SPIKE ADDED (ug/L)	MRL CONCENTRATION (ug/L)	MRL % REC	QC LIMITS REC	#
1,1,1-Trichloroethane	1.00	1.02	102	70-130	
1,1,2,2-Tetrachloroethane	1.00	0.967 J	97	70-130	
1,1,2-Trichloroethane	1.00	1.06	106	70-130	
1,1-Dichloroethane	1.00	1.11	111	70-130	
1,1-Dichloroethene	1.00	1.08	108	70-130	
1,2-Dichloroethane	1.00	1.18	118	70-130	
1,2-Dichloropropane	1.00	1.16	116	70-130	
2-Hexanone	2.00	1.28 J	64	70-130	*
Bromochloromethane	1.00	1.02	102	70-130	
Acetone	2.00	2.06 J	103	70-130	
Benzene	1.00	1.15	115	70-130	
Bromoform	1.00	1.22	122	70-130	
Bromomethane	1.00	1.07	107	70-130	
Carbon disulfide	1.00	1.03	103	70-130	
Carbon tetrachloride	1.00	1.00	100	70-130	
Chlorobenzene	1.00	1.06	106	70-130	
Chloroethane	1.00	1.08	108	70-130	
Chloroform	1.00	1.09	109	70-130	
Chloromethane	1.00	1.14	114	70-130	
cis-1,2-Dichloroethene	1.00	1.04	104	70-130	
cis-1,3-Dichloropropene	1.00	0.981 J	98	70-130	
Bromodichloromethane	1.00	1.04	104	70-130	
Ethylbenzene	1.00	1.03	103	70-130	
1,2-Dibromoethane	1.00	0.990 J	99	70-130	
m-Xylene & p-Xylene	2.00	1.90 J	95	70-130	
2-Butanone (MEK)	2.00	2.25 J	113	70-130	
4-Methyl-2-pentanone (MIBK)	2.00	1.66 J	83	70-130	
Methylene Chloride	1.00	0.812 J	81	70-130	
o-Xylene	1.00	0.958 J	96	70-130	
Styrene	1.00	0.912 J	91	70-130	
Tetrachloroethene	1.00	1.15	115	70-130	
Toluene	1.00	1.08	108	70-130	
trans-1,2-Dichloroethene	1.00	1.06	106	70-130	
trans-1,3-Dichloropropene	1.00	0.946 J	95	70-130	
Trichloroethene	1.00	1.23	123	70-130	
Vinyl chloride	1.00	1.03	103	70-130	
Dibromochloromethane	1.00	0.916 J	92	70-130	

Column to be used to flag recovery and RPD values

FORM III 8260B

FORM III
GC/MS VOA METHOD REPORTING LIMIT CHECK RECOVERY

8/15 1/11 @ 1126

Lab Name: TestAmerica North Canton Job No.: 240-2499-1

SDG No.:

Matrix: Water Level: Low Lab File ID: UXX3832.D

Lab ID: MRL 240-12008/4 Client ID:

COMPOUND	SPIKE ADDED (ug/L)	MRL CONCENTRATION (ug/L)	MRL % REC	QC LIMITS REC	#
1,1,1-Trichloroethane	1.00	1.00	100	70-130	
1,1,2,2-Tetrachloroethane	1.00	1.04	104	70-130	
1,1,2-Trichloroethane	1.00	1.08	108	70-130	
1,1-Dichloroethane	1.00	0.985 J	99	70-130	
1,1-Dichloroethene	1.00	1.08	108	70-130	
1,2-Dichloroethane	1.00	1.00	100	70-130	
1,2-Dichloropropane	1.00	0.948 J	95	70-130	
2-Hexanone	2.00	1.73 J	87	70-130	
Bromochloromethane	1.00	0.929 J	93	70-130	
Acetone	2.00	2.65 J	133	70-130	^
Benzene	1.00	1.05	105	70-130	
Bromoform	1.00	1.22	122	70-130	
Bromomethane	1.00	1.12	112	70-130	
Carbon disulfide	1.00	0.972 J	97	70-130	
Carbon tetrachloride	1.00	1.00	100	70-130	
Chlorobenzene	1.00	1.04	104	70-130	
Chloroethane	1.00	0.963 J	96	70-130	
Chloroform	1.00	0.954 J	95	70-130	
Chloromethane	1.00	1.11	111	70-130	
cis-1,2-Dichloroethene	1.00	1.02	102	70-130	
cis-1,3-Dichloropropene	1.00	0.939 J	94	70-130	
Bromodichloromethane	1.00	1.01	101	70-130	
Ethylbenzene	1.00	0.975 J	97	70-130	
1,2-Dibromoethane	1.00	0.985 J	99	70-130	
m-Xylene & p-Xylene	2.00	1.99 J	100	70-130	
2-Butanone (MEK)	2.00	2.92 J	146	70-130	^
4-Methyl-2-pentanone (MIBK)	2.00	1.90 J	95	70-130	
Methylene Chloride	1.00	0.785 J	79	70-130	
o-Xylene	1.00	1.00	100	70-130	
Styrene	1.00	0.858 J	86	70-130	
Tetrachloroethene	1.00	1.02	102	70-130	
Toluene	1.00	1.07	107	70-130	
trans-1,2-Dichloroethene	1.00	0.990 J	99	70-130	
trans-1,3-Dichloropropene	1.00	0.990 J	99	70-130	
Trichloroethene	1.00	1.13	113	70-130	
Vinyl chloride	1.00	1.07	107	70-130	
Dibromochloromethane	1.00	0.906 J	91	70-130	

Column to be used to flag recovery and RPD values

FORM III 8260B

Ravenna, OH Data Review Checklist

Project Number: 030240.0006
Sample Event: July 2011
Data Reviewer/Date: Angye Dragotta/ September 23, 2011

SDG: 240-2499-1 R0
Analysis: SW846 8270C

Review Questions:	Yes	No	N/A	Comments	Qual/Criteria
1. Did Chain-of-Custody information agree with laboratory report?	✓				
2. Were samples preserved properly and received in good condition?	✓				QAPP Table 4-2
3. Were samples extracted using the correct preparation, clean-up methods?	✓				QAPP Table 4-2
4. Were samples extracted within required holding times (7 days - water)?		✓			QAPP Table 4-2 J/UJ/R
5. Were samples analyzed within required holding times (40 days after extraction)?	✓				QAPP Table 4-2 J/UJ/R
6. Were sample storage requirements met?	✓				QAPP Table 4-2
7. Were QAPP specified PQLs achieved?	✓				QAPP Table 3-4 and 3-6
8. Were all QAPP-specified target analytes reported?	✓				QAPP Table 3-4 and 3-6
9. Was the GC/MS system tuned with decafluorotriphenylphosphine (DFTPP)?	✓				LCG Table 2
10. Were the criteria met during each 12 hour shift?	✓				LCG Table 2
11. Did the initial calibration curve consist of 5 concentration levels, with the low standard near but above the MDL?	✓			A4AG2-8/5/2011, 8/26/11 stds = 0.1, 0.5, 1, 2, 5, 10, 15, 20, 25 ng/uL on column A4HP7-8/16/11 stds = 0.1, 0.5, 1, 2, 5, 10, 15, 20, 25 ng/uL on column	LCG Table 2 R
12. Did the Calibration Check Compounds (CCCs) (see Table 1 below) relative standard deviation (%RSD) ≤ 30%?	✓				LCG Table 2 R
13. Were the minimum response factors (RFs) for the System Performance Check Compounds (SPCCs) (see Table 2 below) met?	✓				LCG Table 2 R
14. Was each target analyte <15 % RSD, or was the average RSD <15%?	✓				LCG Table 2 15% <RSD< 30% = J/UJ

Project Number: 030240.0006 **SDG:** 240-2499-1 R0
Sample Event: July 2011 **Analysis:** SW846 8270C
Data Reviewer/Date: Angye Dragotta/ September 23, 2011

Review Questions:	Yes	No	N/A	Comments	Qual/Criteria
15. If a different calibration option was used, was the correlation coefficient (r^2) or the coefficient of determination ≥0.99?	✓			A4HP7 8/16/11- Benzoic acid, 2,4-dinitrophenol and pentachlorophenol used a quadratic fit. No qualifications were made as coefficients of determination (COD), r were ≥0.99.	LCG Table 2 r<0.99=-J/R
16. Was a MDL Level Verification performed once per quarter with all target analytes detected?	✓			A4HP7 8/16/11 @1233,1251, 1310	LCG Table 2 R
17. Was a MRL Level Verification run at the beginning and end of the sequence or every 12 hours?	✓			8/18/11 @0956, 1800	LCG Table 2
18. Were the QC/MRL recoveries 70-130%?	✓				LCG Table 2 >130%=J; <50%=J/R 50-70%=J/UJ
19. Was a second source (ICV) verification analyzed after the ICAL? Were results 70-130%?	✓			A4HP7 8/16/11 @1521	LCG Table 2 >130%=J; <50%=J/R 50-70%=J/UJ;
20. Was a CCV analyzed every 12 hours?	✓			A4HP7 8/18/11 @0919, 0938	LCG Table 2
21. Was the percent difference (% D) for the CCCs ≤ 20%? (see Table 1) (% drift if regression fit model used)	✓				LCG Table 2
22. Were the minimum RFs for the SPCCs met? (see Table 2)	✓				LCG Table 2
23. Was the %Difference or %Drift ≤20% for all target analytes? OR was the average %D ≤20% with no individual analyte ≥30%D?	✓				LCG Table 2 Avg D>20% and D>30% =R; Avg %D<20% and D>30% =J D>30% (neg) = J/R D>30% (pos) = J
24. Were the internal standards added to every sample?	✓				LCG Table 2
25. Were the retention times for all IS compounds within ±30 seconds from the RT of the mid-point ICAL std?	✓				LCG Table 2 R

Ravenna, OH Data Review Checklist

Project Number: 030240.0006 **SDG:** 240-2499-1 R0
Sample Event: July 2011 **Analysis:** SW846 8270C
Data Reviewer/Date: Angye Dragotta/ September 23, 2011

Review Questions:	Yes	No	N/A	Comments	Qual/Criteria
26. Did the areas of all IS compounds vary by no more than -50% to +100% from the ICAL EICP area?	✓				LCG Table 2 R
27. Was a method blank prepared and analyzed with each batch?	✓				LCG Table 2
28. Were all target analytes in the method blank <1/2 the MRL?	✓			Checked by ADR. .	LCG Table 2 <5/10x blank = B
29. Was a field blank collected and analyzed?	✓				
30. Were all target analytes in the field blank analysis <1/2 the MRL?		✓		Checked by ADR . Benzyl alcohol was detected in FWGEQUIPRinse3-1807-GW at 0.87ug/L and bis(2-ethylhexyl)phthalate at 0.78ug/L. The benzyl alcohol result for sample FWGLL12mw-242c-1792-GW was qualified "B", as the sample result was <5x the equipment rinse contamination. The bis(2-ethylhexyl)phthalate results for samples FWGLL12mw-DUP4-1902-GW, FWGLL12mw-154c-1783-GW, FWGLL12mw-153c-1782-GW, FWGLL3mw-234c-1773-GW and FWGLL3mw-DUP2-1800-GW FWGLL12mw-243c-1793-GW, FWGLL12mw-187c-1789-GW, FWGLL12mw-242c-1792-GW, FWGLL12mw-184c-1786-GW, FWGLL3mw-238c-1776-GW, FWGLL12mw-128c-1781-GW and FWGLL12mw-186c-1788-GW were qualified "B", as the sample result was <5x the equipment rinse contamination.	<5/10x blank = B
31. Was a field duplicate analyzed?	✓				
32. Were the field duplicate RPDs ≤30%?	✓				QAPP Table 3-2 RPD >30=J
33. Was an LCS prepared and analyzed with each batch?	✓				LCG Table 2
34. Were the LCS recoveries within limits specified in LCG Appendix C?	✓			Checked by ADR	LCG Appendix C >UL=J; 30%-LL=J/UJ; <30%=J/R
35. Was a MS/MSD pair prepared with each batch?	✓				LCG Table 2
36. Was the MS/MSD parent a Ravenna sample?	✓			Matrix spike analyzed on sample FWGLL12mw-088c-1778-GW and FWGLL12mw-128c-1781-GW.	

Project Number: 030240.0006 **SDG:** 240-2499-1 R0
Sample Event: July 2011 **Analysis:** SW846 8270C
Data Reviewer/Date: Angye Dragotta/ September 23, 2011

Review Questions:	Yes	No	N/A	Comments	Qual/Criteria
37. Were MS/MSD recoveries 45-135% and RPD value ≤40%?		✓		Checked by ADR. • For sample FWGLL12mw-128-1781-GW the MS and MSD recovered below control limits for 3,3'-dichlorobenzidine at 24% and 21%, benzo(a)pyrene at 20% and 15%, benzo(g,h,i)perylene at 42% and 30%, bis(2-ethylhexyl)phthalate at 29% and 15%, di-n-octyl phthalate at 38% and 23%,hexachlorocyclopentadiene at 31% and 30%, respectively. The FWGLL12mw-128-1781-GW MSD for benzo(b)fluoranthene recovered below limits at 40%, benzo(k)fluoranthene at 44%, dibenzo(a,h)anthracene at 35% and indeno(1,2,3-cd)pyrene at 33%. The hexachlorocyclopentadiene MS/MSD RPD was above control limits at 48%. • For sample FWGLL12mw-128-1781-GW, the hexachlorocyclopentadiene MS and MSD recovered below control limits at 26% and 27%, respectively. No qualifications were made as the LCS recovered within limits.	LCG Table 2 Pj
38. Were surrogate recoveries within 50-150%?		✓		Checked by ADR. Samples FWGLL1mw-065c-1762-GW, FWGLL1mw-081c-1765-GW, FWGLL1mw-DUP1-1799-GW, FWGEQUIPRinse1-1805-GW, FWGLL1mw-080c-1764-GW and FWGLL1mw-083c-1767-GW had one or more acid surrogates that recovered below control limits. No qualifications were made for the acid surrogate outliers as all target analytes are base/neutral compounds. The surrogate, 2-fluorobiphenyl, recovered below control limits at 49% for samples FWGLL12mw-154c-1783-GW, FWGLL12mw-184c-1786-GW, FWGLL12mw-187c-1789-GW, at 46% for FWGEQUIPRinse3-1807-GW and at 48% for sample FWGLL3mw-238c-1776-GW. Terphenyl-d14 recovered below control limits at 45% for sample FWGLL12mw-128c-1781-GW. No qualifications were made as LCG allows for one surrogate from each fraction to recover below limits without qualification. 2-Fluorobiphenyl, nitrobenzene-d5 and terphenyl-d14 recovered below control limits but above 10% for samples FWGLL12mw-088c-1778-GW and FWGLL12mw-242c-1792-GW. 2-Fluorobiphenyl and terphenyl-d14 recovered below control at 48% for sample FWGLL12mw-153c-1782-GW. 2-Fluorobiphenyl and nitrobenzene-d5 recovered below control limits 42% for sample FWGLL12mw-186c-1788-GW. For sample FWGLL12mw-245c-1795-GW, 2-fluorobiphenyl recovered below limits at 46% and nitrobenzene-d5 at 47%. The base neutral results for samples FWGLL12mw-088c-1778-GW and FWGLL12mw-242c-1792-GW, FWGLL12mw-153c-1782-GW, FWGLL12mw-	LCG Table 2 >150%=J; 10% -50%=J/UJ; <10%=J/R

Project Number: 030240.0006
Sample Event: July 2011
Data Reviewer/Date: Angye Dragotta/ September 23, 2011

SDG: 240-2499-1 R0
Analysis: SW846 8270C

Review Questions:	Yes	No	N/A	Comments	Qual/Criteria
				186c-1788-GW and FWGLL12mw-245c-1795-GW were qualified as estimated. "J/UJ"	
39. Were reported sample concentrations within calibration range?	✓				
40. Were laboratory-generated Quality Control Exception Reports issued? If yes, summarize contents.		✓			
41. Were lab comments included in report? If yes, summarize contents.	✓				

References:
Louisville Chemistry Guidelines (LCG), USACE June 2002 version 5; Section I "Chemical Analysis Criteria" Table 2 and Attachment A "Data Validation Guidelines:
Final Quality Assurance Project Plan (QAPP) Addendum for the Facility-Wide Groundwater Monitoring Program Ravenna Army Ammunition Plant, Ravenna, OH, Portage Environmental September 2004

Table 1: CCCs *(All analytes if CCCs not included in standard)*

Base / Neutral Compounds	Acid Compounds
Acenaphthalene	4-Chloro-3-methylphenol
1,4-Dichlorobenzene	2,4-Dichlorophenol
Hexachlorobutadiene	2-Nitrophenol
N-Nitrosodiphehylamine	Phenol
Di-n-octylphthalate	Pentachlorophenol
Fluoroanthene	2,4,6-Trichlorophenol
Benzo(a)pyrene	

Table 2: SPCCs

N-Nitroso-di-n-propylamine	0.050
Hexachlorocyclopentadiene	0.050
2,4-Dinitrophenol	0.050
4-Nitrophenol	0.050

Ravenna, OH Data Review Checklist

Project Number: 030240.0006
Sample Event: July 2011
Data Reviewer/Date: Angye Dragotta/ September 23, 2011

SDG: 240-2499-1 R0
Analysis: SW846 8081A

Review Questions:	Yes	No	N/A	Comments	Qual/Criteria
1. Did Chain-of-Custody information agree with laboratory report?	✓				
2. Were samples preserved properly and received in good condition?	✓				QAPP Table 4-2, NELAC
3. Were holding times met?	✓				QAPP Table 4-2 J/UJ/R
4. Were sample storage requirements met?	✓				QAPP Table 4-2
5. Were QAPP specified PQLs achieved?	✓				QAPP Table 3-5
6. Were all QAPP-specified target analytes reported?	✓				QAPP Table 3-5
7. Was a DDT standard analyzed every 12 hours? Was the DDT %breakdown < 15%?	✓				LCG Table 4 >15%=J/R
8. Was an endrin standard analyzed every 12 hours? Was endrin %breakdown <15%?	✓				LCG Table 4 >15%=J/R
9. Does the initial calibration curve consist of 5 concentration levels?		✓		Instrument A2HP9 8/12/11, 9/1/11 stds = 0.005, 0.01, 0.025 , 0.050, 0.1 and 0.2 ng/uL on column 9/1/11- (CLP-1), Endrin used a linear fit, r=0.998, (CLP-2), heptachlor epoxide used a linear fit, r=0.999 Instrument A2HP9 8/12/11, 8/29/11 (tox,) stds = 0.2, 0.50, 1.0, 2, 5 ng/uL on column	LCG Table 4 R
10. Were the %RSDs for each analyte ≤ 20%? OR was the average %RSD ≤ 20% with the r^2 >0.990?	✓			Instrument A2HP9 8/12/11- alpha and delta-BHC used linear fit with r=0.991	LCG Table 4 RSD>20% or r<0.99=J/R
11. Was a blank run prior to the initial calibration?			✓	No data provided to evaluate.	
12. Was a MDL Level Verification performed once per quarter with all target analytes detected?	✓			Instrument A2HP9 3/15/11	LCG Table 4 R
13. Was a MRL Verification performed at the beginning and end of the sequence or every 12 hours with		✓		◦ The MRL analyzed 8/25/11 @ 1905 had alpha-BHC recover above limits at 135% and delta-BHC at 137%.The MRL analyzed 8/26/11 @ 0649 had alpha-BHC recover above limits at 135% and delta-BHC at 136%.	LCG Table 4 >130%=J; 65-70%%=J/UJ;

Ravenna, OH Data Review Checklist

Project Number: 030240.0006
Sample Event: July 2011
Data Reviewer/Date: Angye Dragotta/ September 23, 2011

SDG: 240-2499-1 R0
Analysis: SW846 8081A

Review Questions:	Yes	No	N/A	Comments	Qual/Criteria
results 70-130%?				The alpha-BHC results for samples FWGEQUIPRINSE3-1807-GW and FWGLL3mw-234c-1773-GW. • The MRL analyzed 8/29/11 @ 1005 had alpha-BHC recover above limits at 133% and delta-BHC at 134% • The MRL analyzed 8/29/11 @ 1343 had alpha-BHC recover below limits at 43%. No qualifications were made as there were no detected concentrations reported for the column used to report sample results (CLP-2). • The MRLs analyzed 9/2/11 @ 0720 and 0922 had multiple recoveries above control limits. No qualifications were made as there were no detected results reported for the associated sample.	<65%=J/R
14. Was a second source (ICV) verification analyzed after the ICAL? Were results 85-115%?	✓			Instrument A2HP9 8/12/11 @ 1724 (tox), 2246, 9/1/11 @ 2130	LCG Table 4 >115%=J; 80-85%=J/UJ; <80%=J/R
15. Was a CCV run every 12 hours?	✓			Instrument A2HP9 8/25/11 @ 1811,1840,8/26/11@0044, 0600 and 0624 8/29/11 @ 0936,1034,1246 and 1314 9/1/11 @2154 9/2/11 @ 0317,0809,0833,0858	LCG Table 4
16. Was the %D for all target analytes ≤5%? OR was the average %D ≤ 15% with no individual analyte >30%?		✓		Instrument A2HP9 8/25/11 @1840, 8/29/11@1034, 1246, 9/1/11 @2154, 9/2/11 @0809, 0833- The tox CCV recovered above limits. No qualifications were made, as there were no detected toxaphene concentrations bracketed by this CCV 8/29/11 @ 0936, 9/2/11 @0317, 0858, - The CCV recovered above control limits for several analytes, however no detected concentrations were reported from this column, so no qualifications were made.	LCG Table 4 D>30% (neg) =J/R D>30% (pos) = J
17. Was a method blank prepared and analyzed with each batch?	✓				LCG Table 4
18. Were target analytes < ½ the MRL?	✓				LCG Table 4 <5x=B
19. Was a field blank collected and analyzed?	✓				
20. Were target analytes in the field blank analyses (equipment) <1/2 the MRL?		✓		Alpha-BHC was detected in sample FWGEQUIPRinse3-1807-GW at 0.016ug/L. The alpha-BHC results for samples FWGLL12mw-154c-1783-GW, FWGLL12mw-243c-1793-GW and FWGLL3mw-234c-1773-GW were qualified, "B".,	<5x =B
21. Was an LCS prepared and analyzed with each batch?	✓				LCG Table 4

Ravenna, OH Data Review Checklist

Project Number: 030240.0006
Sample Event: July 2011
Data Reviewer/Date: Angye Dragotta/ September 23, 2011

SDG: 240-2499-1 R0
Analysis: SW846 8081A

Review Questions:	Yes	No	N/A	Comments	Qual/Criteria
22. Were the LCS recoveries within limits specified in LCG Appendix C?	✓			Checked by ADR.	LCG Appendix C >UL=J; <30%=J/R 30%-LL=J/UJ;
23. Was a MS/MSD pair prepared with each batch?	✓				LCG Table 4
24. Was the MS/MSD parent a Ravenna sample?	✓				
25. Were MS/MSD recoveries 50-150% and RPD ≤20%?	✓			Checked by ADR. For sample FWGLL12mw-088c-1778-GW, the MSD recovered below control limits with MS/MSD RPDs above control limits for all target. No qualifications were made as the LCS recovered within control limits.	*Was QAPP Table 3-2*, Pj
26. Were surrogate recoveries 50-150%?		✓		• For samples FWGLL12mw-128c-1781-GW, FWGLL12mw-153c-1782-GW, FWGLL12mw-184c-1786-GW, FWGLL12mw-186c-1788-GW, FWGLL12mw-242c-1792-GW, FWGLL12mw-243c-1793-GW, FWGLL12mw-245c-1795-GW, FWGLL3mw-234c-1773-GW and FWGLL3mw-238c-1776-GW, the surrogate, DCB, recovered below control limits of 50%, but above 10%. The sample results for FWGLL12mw-128c-1781-GW, FWGLL12mw-153c-1782-GW, FWGLL12mw-184c-1786-GW, FWGLL12mw-186c-1788-GW, FWGLL12mw-242c-1792-GW, FWGLL12mw-243c-1793-GW, FWGLL12mw-245c-1795-GW, FWGLL3mw-234c-1773-GW and FWGLL3mw-238c-1776-GW, were qualified as estimated, "J/UJ". • Sample FWGLL12mw-DUP4-1802-GW had TCMX recover below limits at 48% and at 32% for DCB. The sample results for FWGLL12mw-DUP4-1802-GW was qualified as estimated, "J/UJ", as a result of surrogate outliers.	LCG Table 4 >150%=J; 10% -50%=J/UJ; <10%=J/R
27. Was a field duplicate analyzed? Were the RPDs ≤30%?	✓				QAPP Table 3-2 RPD >30=J
28. Were all positive results verified by a second column confirmation? Were the RPD's ≤ 40?		✓		The confirmation column RPD was above control limits for alpha-BHC on samples FWGLL12mw-154c-1783-GW at 52.6%, FWGEQUIPRinse-1807-GW at 135% and FWGLL3mw-234c-1773-GW at 86%. The alpha-BHC results for samples FWGLL12mw-154c-1783-GW, FWGEQUIPRinse-1807-GW and FWGLL3mw-234c-1773-GW were qualified as estimated, "J".	LCG Table 4 >40 RPD=J
29. Were reported sample concentrations within calibration range?	✓				
30. Were laboratory-generated Quality Control Exception Reports issued?		✓			
31. Were lab comments included in		✓			

Ravenna, OH Data Review Checklist

Project Number: 030240.0006
Sample Event: July 2011
Data Reviewer/Date: Angye Dragotta/ September 23, 2011

SDG: 240-2499-1 R0
Analysis: SW846 8081A

Review Questions:	Yes	No	N/A	Comments	Qual/Criteria
report? If yes, summarize contents.					

References:
Louisville Chemistry Guidelines (LCG), USACE June 2002 version 5; Section I "Chemical Analysis Criteria" Table 4 and Attachment A "Data Validation Guidelines:
Final Quality Assurance Project Plan (QAPP) Addendum for the Facility-Wide Groundwater Monitoring Program Ravenna Army Ammunition Plant, Ravenna, OH, Portage Environmental September 2004

Additional Comments

FORM III
PESTICIDES METHOD REPORTING LIMIT CHECK RECOVERY

8/29/11
@1343

Lab Name: TestAmerica North Canton Job No.: 240-2499-1

SDG No.:

Matrix: Water Level: Low Lab File ID: P9082915.D

Lab ID: MRL 240-13531/15 Client ID:

COMPOUND	SPIKE ADDED (ng/uL)	MRL CONCENTRATION (ng/uL)	MRL % REC	QC LIMITS REC	#
Aldrin	0.00500	0.00521	104	70-130	
Aldrin	0.00500	0.00444	89	70-130	
alpha-BHC	0.00500	0.00214 J	43	70-130	*
alpha-BHC	0.00500	0.00628	126	70-130	
alpha-Chlordane	0.00500	0.00489	98	70-130	
alpha-Chlordane	0.00500	0.00451	90	70-130	
beta-BHC	0.00500	0.00492	98	70-130	
beta-BHC	0.00500	0.00439	88	70-130	
4,4'-DDD	0.00500	0.00405	81	70-130	
4,4'-DDD	0.00500	0.00377	75	70-130	
4,4'-DDE	0.00500	0.00500	100	70-130	
4,4'-DDE	0.00500	0.00473	95	70-130	
4,4'-DDT	0.00500	0.00388	78	70-130	
4,4'-DDT	0.00500	0.00398	80	70-130	
delta-BHC	0.00500	0.00419	84	70-130	
delta-BHC	0.00500	0.00608	122	70-130	
Dieldrin	0.00500	0.00475	95	70-130	
Dieldrin	0.00500	0.00425	85	70-130	
Endosulfan I	0.00500	0.00479	96	70-130	
Endosulfan I	0.00500	0.00440	88	70-130	
Endosulfan II	0.00500	0.00481	96	70-130	
Endosulfan II	0.00500	0.00434	87	70-130	
Endosulfan sulfate	0.00500	0.00450	90	70-130	
Endosulfan sulfate	0.00500	0.00386	77	70-130	
Endrin	0.00500	0.00541	108	70-130	
Endrin	0.00500	0.00429	86	70-130	
Endrin aldehyde	0.00500	0.00439	88	70-130	
Endrin aldehyde	0.00500	0.00433	87	70-130	
Endrin ketone	0.00500	0.00420	84	70-130	
Endrin ketone	0.00500	0.00380	76	70-130	
gamma-BHC (Lindane)	0.00500	0.00418	84	70-130	
gamma-BHC (Lindane)	0.00500	0.00381	76	70-130	
gamma-Chlordane	0.00500	0.00466	93	70-130	
gamma-Chlordane	0.00500	0.00433	87	70-130	
Heptachlor	0.00500	0.00458	92	70-130	
Heptachlor	0.00500	0.00413	83	70-130	
Heptachlor epoxide	0.00500	0.00498	100	70-130	
Heptachlor epoxide	0.00500	0.00459	92	70-130	
Methoxychlor	0.00500	0.00405 J	81	70-130	
Methoxychlor	0.00500	0.00408 J	82	70-130	

Column to be used to flag recovery and RPD values

FORM III 8081A

FORM III

PESTICIDES METHOD REPORTING LIMIT CHECK RECOVERY

8/29/11 @ 1005

Lab Name: TestAmerica North Canton Job No.: 240-2499-1

SDG No.:

Matrix: Water Level: Low Lab File ID: P9082907.D

Lab ID: MRL 240-13531/7 Client ID:

COMPOUND	SPIKE ADDED (ng/uL)	MRL CONCENTRATION (ng/uL)	MRL % REC	QC LIMITS REC	#
Aldrin	0.00500	0.00583	117	70-130	
Aldrin	0.00500	0.00503	101	70-130	
alpha-BHC	0.00500	0.00503	101	70-130	
alpha-BHC	0.00500	0.00666	133	70-130	^
alpha-Chlordane	0.00500	0.00567	113	70-130	
alpha-Chlordane	0.00500	0.00511	102	70-130	
beta-BHC	0.00500	0.00561	112	70-130	
beta-BHC	0.00500	0.00516	103	70-130	
4,4'-DDD	0.00500	0.00491	98	70-130	
4,4'-DDD	0.00500	0.00422	84	70-130	
4,4'-DDE	0.00500	0.00577	115	70-130	
4,4'-DDE	0.00500	0.00521	104	70-130	
4,4'-DDT	0.00500	0.00472	94	70-130	
4,4'-DDT	0.00500	0.00440	88	70-130	
delta-BHC	0.00500	0.00470	94	70-130	
delta-BHC	0.00500	0.00671	134	70-130	^
Dieldrin	0.00500	0.00547	109	70-130	
Dieldrin	0.00500	0.00485	97	70-130	
Endosulfan I	0.00500	0.00553	111	70-130	
Endosulfan I	0.00500	0.00494	99	70-130	
Endosulfan II	0.00500	0.00575	115	70-130	
Endosulfan II	0.00500	0.00483	97	70-130	
Endosulfan sulfate	0.00500	0.00529	106	70-130	
Endosulfan sulfate	0.00500	0.00467	93	70-130	
Endrin	0.00500	0.00549	110	70-130	
Endrin	0.00500	0.00491	98	70-130	
Endrin aldehyde	0.00500	0.00524	105	70-130	
Endrin aldehyde	0.00500	0.00477	95	70-130	
Endrin ketone	0.00500	0.00509	102	70-130	
Endrin ketone	0.00500	0.00450	90	70-130	
gamma-BHC (Lindane)	0.00500	0.00504	101	70-130	
gamma-BHC (Lindane)	0.00500	0.00432	86	70-130	
gamma-Chlordane	0.00500	0.00536	107	70-130	
gamma-Chlordane	0.00500	0.00497	99	70-130	
Heptachlor	0.00500	0.00520	104	70-130	
Heptachlor	0.00500	0.00505	101	70-130	
Heptachlor epoxide	0.00500	0.00567	113	70-130	
Heptachlor epoxide	0.00500	0.00508	102	70-130	
Methoxychlor	0.00500	0.00495 J	99	70-130	
Methoxychlor	0.00500	0.00426 J	85	70-130	

Column to be used to flag recovery and RPD values

FORM III 8081A

FORM I
PESTICIDES ORGANICS ANALYSIS DATA SHEET

Lab Name: TestAmerica North Canton | Job No.: 240-2499-1

SDG No.:

Client Sample ID: FWGLL12mw-DUP4-1802-GW | Lab Sample ID: 240-2499-6

Matrix: Water | Lab File ID: P9082909.D

Analysis Method: 8081A | Date Collected: 08/03/2011 11:45

Extraction Method: 3510C | Date Extracted: 08/06/2011 08:35

Sample wt/vol: 990(mL) | Date Analyzed: 08/29/2011 11:03

Con. Extract Vol.: 5(mL) | Dilution Factor: 1

Injection Volume: 1(uL) | GC Column: CLP-2 ID: 0.53(mm)

% Moisture: | GPC Cleanup:(Y/N) N

Analysis Batch No.: 13531 | Units: ug/L

CAS NO.	COMPOUND NAME	RESULT	Q	RL	MDL
309-00-2	Aldrin	0.030	U	0.030	0.0083
319-84-6	alpha-BHC	0.030	U	0.030	0.0071
5103-71-9	alpha-Chlordane	0.030	U	0.030	0.014
319-85-7	beta-BHC	0.030	U	0.030	0.0085
72-54-8	4,4'-DDD	0.030	U *	0.030	0.0097
72-55-9	4,4'-DDE	0.030	U	0.030	0.0098
50-29-3	4,4'-DDT	0.030	U	0.030	0.016
319-86-8	delta-BHC	0.030	U	0.030	0.0088
60-57-1	Dieldrin	0.030	U	0.030	0.0076
959-98-8	Endosulfan I	0.025	U	0.025	0.013
33213-65-9	Endosulfan II	0.025	U	0.025	0.012
1031-07-8	Endosulfan sulfate	0.030	U	0.030	0.011
72-20-8	Endrin	0.030	U	0.030	0.011
7421-93-4	Endrin aldehyde	0.030	U	0.030	0.011
53494-70-5	Endrin ketone	0.030	U	0.030	0.0079
58-89-9	gamma-BHC (Lindane)	0.030	U	0.030	0.0065
5103-74-2	gamma-Chlordane	0.030	U	0.030	0.012
76-44-8	Heptachlor	0.030	U	0.030	0.0081
1024-57-3	Heptachlor epoxide	0.030	U	0.030	0.0072
72-43-5	Methoxychlor	0.10	U	0.10	0.032
8001-35-2	Toxaphene	2.0	U	2.0	0.32

CAS NO.	SURROGATE	%REC	Q	LIMITS
2051-24-3	DCB Decachlorobiphenyl	32	X	50-150
877-09-8	Tetrachloro-m-xylene	43	X	50-150

FORM I
PESTICIDES ORGANICS ANALYSIS DATA SHEET

Lab Name: TestAmerica North Canton | Job No.: 240-2499-1

SDG No.:

Client Sample ID: FWGLL3mw-DUP2-1800-GW | Lab Sample ID: 240-2499-16

Matrix: Water | Lab File ID: P9082910.D

Analysis Method: 8081A | Date Collected: 08/03/2011 10:22

Extraction Method: 3510C | Date Extracted: 08/06/2011 08:35

Sample wt/vol: 940(mL) | Date Analyzed: 08/29/2011 11:27

Con. Extract Vol.: 5(mL) | Dilution Factor: 2

Injection Volume: 1(uL) | GC Column: CLP-2 ID: 0.53(mm)

% Moisture: | GPC Cleanup:(Y/N) N

Analysis Batch No.: 13531 | Units: ug/L

CAS NO.	COMPOUND NAME	RESULT	Q	RL	MDL
309-00-2	Aldrin	0.064	U	0.064	0.017
319-84-6	alpha-BHC	0.064	U	0.064	0.015
5103-71-9	alpha-Chlordane	0.064	U	0.064	0.030
319-85-7	beta-BHC	0.064	U	0.064	0.018
72-54-8	4,4'-DDD	0.064	U *	0.064	0.020
72-55-9	4,4'-DDE	0.064	U	0.064	0.021
50-29-3	4,4'-DDT	0.064	U	0.064	0.034
319-86-8	delta-BHC	0.064	U	0.064	0.019
60-57-1	Dieldrin	0.064	U	0.064	0.016
959-98-8	Endosulfan I	0.053	U	0.053	0.028
33213-65-9	Endosulfan II	0.053	U	0.053	0.026
1031-07-8	Endosulfan sulfate	0.064	U	0.064	0.023
72-20-8	Endrin	0.064	U	0.064	0.023
7421-93-4	Endrin aldehyde	0.064	U	0.064	0.023
53494-70-5	Endrin ketone	0.064	U	0.064	0.017
58-89-9	gamma-BHC (Lindane)	0.064	U	0.064	0.014
5103-74-2	gamma-Chlordane	0.064	U	0.064	0.026
76-44-8	Heptachlor	0.064	U	0.064	0.017
1024-57-3	Heptachlor epoxide	0.064	U	0.064	0.015
72-43-5	Methoxychlor	0.21	U	0.21	0.068
8001-35-2	Toxaphene	4.3	U	4.3	0.68

CAS NO.	SURROGATE	%REC	Q	LIMITS
2051-24-3	DCB Decachlorobiphenyl	103		50-150
877-09-8	Tetrachloro-m-xylene	95		50-150

PESTICIDES ANALYSIS RUN LOG

Lab Name: TestAmerica North Canton Job No.: 240-2499-1

SDG No.:

Instrument ID: A2HP9 Start Date: 08/29/2011 08:41

Analysis Batch Number: 13531 End Date: 08/29/2011 13:43

LAB SAMPLE ID	CLIENT SAMPLE ID	DATE ANALYZED	DILUTION FACTOR	LAB FILE ID	COLUMN ID
PEM 240-13531/4		08/29/2011 08:41	1	P9082904.D	CLP-1 0.53(mm)
PEM 240-13531/4		08/29/2011 08:41	1	P9082904.D	CLP-2 0.53(mm)
CCV 240-13531/6 CCVRT		08/29/2011 09:36	1	P9082906.D	CLP-1 0.53(mm)
CCV 240-13531/6 CCVRT		08/29/2011 09:36	1	P9082906.D	CLP-2 0.53(mm)
MRL 240-13531/7		08/29/2011 10:05	1	P9082907.D	CLP-1 0.53(mm)
MRL 240-13531/7		08/29/2011 10:05	1	P9082907.D	CLP-2 0.53(mm)
CCV 240-13531/8		08/29/2011 10:34	1	P9082908.D	CLP-1 0.53(mm)
CCV 240-13531/8		08/29/2011 10:34	1	P9082908.D	CLP-2 0.53(mm)
240-2499-6	FWGLL12mw-DUP4-1802-GW	08/29/2011 11:03	1	P9082909.D	CLP-1 0.53(mm)
240-2499-6	FWGLL12mw-DUP4-1802-GW	08/29/2011 11:03	1	P9082909.D	CLP-2 0.53(mm)
240-2499-16	FWGLL3mw-DUP2-1800-GW	08/29/2011 11:27	2	P9082910.D	CLP-1 0.53(mm)
240-2499-16	FWGLL3mw-DUP2-1800-GW	08/29/2011 11:27	2	P9082910.D	CLP-2 0.53(mm)
240-2499-31 MSD	FWGLL12mw-088C-1778-GW MSD	08/29/2011 12:16	2	P9082912.D	CLP-1 0.53(mm)
240-2499-31 MSD	FWGLL12mw-088C-1778-GW MSD	08/29/2011 12:16	2	P9082912.D	CLP-2 0.53(mm)
CCV 240-13531/13		08/29/2011 12:46	1	P9082913.D	CLP-1 0.53(mm)
CCV 240-13531/13		08/29/2011 12:46	1	P9082913.D	CLP-2 0.53(mm)
CCV 240-13531/14		08/29/2011 13:14	1	P9082914.D	CLP-1 0.53(mm)
CCV 240-13531/14		08/29/2011 13:14	1	P9082914.D	CLP-2 0.53(mm)
MRL 240-13531/15		08/29/2011 13:43	1	P9082915.D	CLP-1 0.53(mm)
MRL 240-13531/15		08/29/2011 13:43	1	P9082915.D	CLP-2 0.53(mm)

FORM III

PESTICIDES METHOD REPORTING LIMIT CHECK RECOVERY

8/25/11 @ 1905

Lab Name: TestAmerica North Canton Job No.: 240-2499-1

SDG No.:

Matrix: Water Level: Low Lab File ID: P9082508.D

Lab ID: MRL 240-13300/8 Client ID:

COMPOUND	SPIKE ADDED (ng/uL)	MRL CONCENTRATION (ng/uL)	MRL % REC	QC LIMITS REC	#
Aldrin	0.00500	0.00565	113	70-130	
Aldrin	0.00500	0.00489	98	70-130	
alpha-BHC	0.00500	0.00500	100	70-130	
alpha-BHC	0.00500	0.00673	135	70-130	^
alpha-Chlordane	0.00500	0.00553	111	70-130	
alpha-Chlordane	0.00500	0.00502	100	70-130	
beta-BHC	0.00500	0.00567	113	70-130	
beta-BHC	0.00500	0.00547	109	70-130	
4,4'-DDD	0.00500	0.00508	102	70-130	
4,4'-DDD	0.00500	0.00458	92	70-130	
4,4'-DDE	0.00500	0.00569	114	70-130	
4,4'-DDE	0.00500	0.00515	103	70-130	
4,4'-DDT	0.00500	0.00491	98	70-130	
4,4'-DDT	0.00500	0.00459	92	70-130	
delta-BHC	0.00500	0.00502	100	70-130	
delta-BHC	0.00500	0.00686	137	70-130	^
Dieldrin	0.00500	0.00550	110	70-130	
Dieldrin	0.00500	0.00484	97	70-130	
Endosulfan I	0.00500	0.00571	114	70-130	
Endosulfan I	0.00500	0.00505	101	70-130	
Endosulfan II	0.00500	0.00556	111	70-130	
Endosulfan II	0.00500	0.00494	99	70-130	
Endosulfan sulfate	0.00500	0.00541	108	70-130	
Endosulfan sulfate	0.00500	0.00497	99	70-130	
Endrin	0.00500	0.00635	127	70-130	
Endrin	0.00500	0.00498	100	70-130	
Endrin aldehyde	0.00500	0.00558	112	70-130	
Endrin aldehyde	0.00500	0.00507	101	70-130	
Endrin ketone	0.00500	0.00530	106	70-130	
Endrin ketone	0.00500	0.00466	93	70-130	
gamma-BHC (Lindane)	0.00500	0.00505	101	70-130	
gamma-BHC (Lindane)	0.00500	0.00455	91	70-130	
gamma-Chlordane	0.00500	0.00535	107	70-130	
gamma-Chlordane	0.00500	0.00484	97	70-130	
Heptachlor	0.00500	0.00550	110	70-130	
Heptachlor	0.00500	0.00509	102	70-130	
Heptachlor epoxide	0.00500	0.00567	113	70-130	
Heptachlor epoxide	0.00500	0.00502	100	70-130	
Methoxychlor	0.00500	0.00538 J	108	70-130	
Methoxychlor	0.00500	0.00485 J	97	70-130	

Column to be used to flag recovery and RPD values

FORM III 8081A

FORM III
PESTICIDES METHOD REPORTING LIMIT CHECK RECOVERY

8/24/11 a 0649

Lab Name: TestAmerica North Canton Job No.: 240-2499-1

SDG No.:

Matrix: Water Level: Low Lab File ID: P9082537.D

Lab ID: MRL 240-13300/37 Client ID:

COMPOUND	SPIKE ADDED (ng/uL)	MRL CONCENTRATION (ng/uL)	MRL % REC	QC LIMITS REC	#
Aldrin	0.00500	0.00561	112	70-130	
Aldrin	0.00500	0.00504	101	70-130	
alpha-BHC	0.00500	0.00492	98	70-130	
alpha-BHC	0.00500	0.00675	135	70-130	^
alpha-Chlordane	0.00500	0.00564	113	70-130	
alpha-Chlordane	0.00500	0.00525	105	70-130	
beta-BHC	0.00500	0.00572	114	70-130	
beta-BHC	0.00500	0.00558	112	70-130	
4,4'-DDD	0.00500	0.00539	108	70-130	
4,4'-DDD	0.00500	0.00496	99	70-130	
4,4'-DDE	0.00500	0.00609	122	70-130	
4,4'-DDE	0.00500	0.00550	110	70-130	
4,4'-DDT	0.00500	0.00526	105	70-130	
4,4'-DDT	0.00500	0.00507	101	70-130	
delta-BHC	0.00500	0.00488	98	70-130	
delta-BHC	0.00500	0.00682	136	70-130	^
Dieldrin	0.00500	0.00558	112	70-130	
Dieldrin	0.00500	0.00510	102	70-130	
Endosulfan I	0.00500	0.00574	115	70-130	
Endosulfan I	0.00500	0.00523	105	70-130	
Endosulfan II	0.00500	0.00595	119	70-130	
Endosulfan II	0.00500	0.00534	107	70-130	
Endosulfan sulfate	0.00500	0.00560	112	70-130	
Endosulfan sulfate	0.00500	0.00525	105	70-130	
Endrin	0.00500	0.00586	117	70-130	
Endrin	0.00500	0.00525	105	70-130	
Endrin aldehyde	0.00500	0.00586	117	70-130	
Endrin aldehyde	0.00500	0.00552	110	70-130	
Endrin ketone	0.00500	0.00568	114	70-130	
Endrin ketone	0.00500	0.00514	103	70-130	
gamma-BHC (Lindane)	0.00500	0.00494	99	70-130	
gamma-BHC (Lindane)	0.00500	0.00450	90	70-130	
gamma-Chlordane	0.00500	0.00537	107	70-130	
gamma-Chlordane	0.00500	0.00505	101	70-130	
Heptachlor	0.00500	0.00554	111	70-130	
Heptachlor	0.00500	0.00524	105	70-130	
Heptachlor epoxide	0.00500	0.00569	114	70-130	
Heptachlor epoxide	0.00500	0.00528	106	70-130	
Methoxychlor	0.00500	0.00571 J	114	70-130	
Methoxychlor	0.00500	0.00547 J	109	70-130	

Column to be used to flag recovery and RPD values

FORM III 8081A

FORM I
PESTICIDES ORGANICS ANALYSIS DATA SHEET

Lab Name: TestAmerica North Canton
Job No.: 240-2499-1
SDG No.:
Client Sample ID: FWGLL3mw-234C-1773-GW
Lab Sample ID: 240-2499-14
Matrix: Water
Lab File ID: P9082515.D
Analysis Method: 8081A
Date Collected: 08/03/2011 09:12
Extraction Method: 3510C
Date Extracted: 08/06/2011 08:35
Sample wt/vol: 960(mL)
Date Analyzed: 08/25/2011 21:55
Con. Extract Vol.: 5(mL)
Dilution Factor: 1
Injection Volume: 1(uL)
GC Column: CLP-2 ID: 0.53(mm)
% Moisture:
GPC Cleanup:(Y/N) N
Analysis Batch No.: 13300
Units: ug/L

CAS NO.	COMPOUND NAME	RESULT	Q	RL	MDL
319-84-6	alpha-BHC	0.018	J	0.031	0.0073

CAS NO.	SURROGATE	%REC	Q	LIMITS
2051-24-3	DCB Decachlorobiphenyl	33	X	50-150
877-09-8	Tetrachloro-m-xylene	87		50-150

FORM I
PESTICIDES ORGANICS ANALYSIS DATA SHEET

Lab Name: TestAmerica North Canton
Job No.: 240-2499-1
SDG No.:
Client Sample ID: FWGEQUIPRINSE3-1807-GW
Lab Sample ID: 240-2499-12
Matrix: Water
Lab File ID: P9082514.D
Analysis Method: 8081A
Date Collected: 08/03/2011 17:00
Extraction Method: 3510C
Date Extracted: 08/06/2011 08:35
Sample wt/vol: 1030(mL)
Date Analyzed: 08/25/2011 21:31
Con. Extract Vol.: 5(mL)
Dilution Factor: 1
Injection Volume: 1(uL)
GC Column: CLP-2 ID: 0.53(mm)
% Moisture:
GPC Cleanup:(Y/N) N
Analysis Batch No.: 13300
Units: ug/L

CAS NO.	COMPOUND NAME	RESULT	Q	RL	MDL
319-84-6	alpha-BHC	0.016	J	0.029	0.0068

CAS NO.	SURROGATE	%REC	Q	LIMITS
2051-24-3	DCB Decachlorobiphenyl	102		50-150
877-09-8	Tetrachloro-m-xylene	80		50-150

PESTICIDES ANALYSIS RUN LOG

Lab Name: TestAmerica North Canton Job No.: 240-2499-1

SDG No.:

Instrument ID: A2HP9 Start Date: 08/25/2011 17:17

Analysis Batch Number: 13300 End Date: 08/26/2011 06:49

LAB SAMPLE ID	CLIENT SAMPLE ID	DATE ANALYZED	DILUTION FACTOR	LAB FILE ID	COLUMN ID
PEM 240-13300/4		08/25/2011 17:17	1	P9082504.D	CLP-1 0.53(mm)
PEM 240-13300/4		08/25/2011 17:17	1	P9082504.D	CLP-2 0.53(mm)
CCV 240-13300/6 CCVRT		08/25/2011 18:11	1	P9082506.D	CLP-1 0.53(mm)
CCV 240-13300/6 CCVRT		08/25/2011 18:11	1	P9082506.D	CLP-2 0.53(mm)
CCV 240-13300/7		08/25/2011 18:40	1	P9082507.D	CLP-1 0.53(mm)
CCV 240-13300/7		08/25/2011 18:40	1	P9082507.D	CLP-2 0.53(mm)
MRL 240-13300/8		08/25/2011 19:05	1	P9082508.D	CLP-1 0.53(mm)
MRL 240-13300/8		08/25/2011 19:05	1	P9082508.D	CLP-2 0.53(mm)
240-2499-2	FWGLL3mw-235C-1774-GW	08/25/2011 19:29	1	P9082509.D	CLP-1 0.53(mm)
240-2499-2	FWGLL3mw-235C-1774-GW	08/25/2011 19:29	1	P9082509.D	CLP-2 0.53(mm)
240-2499-4	FWGLL12mw-245C-1795-GW	08/25/2011 19:53	1	P9082510.D	CLP-1 0.53(mm)
240-2499-4	FWGLL12mw-245C-1795-GW	08/25/2011 19:53	1	P9082510.D	CLP-2 0.53(mm)
ZZZZZ		08/25/2011 20:17	1		CLP-1 0.53(mm)
ZZZZZ		08/25/2011 20:17	1		CLP-2 0.53(mm)
240-2499-8	FWGLL12mw-154C-1783-GW	08/25/2011 20:42	1	P9082512.D	CLP-1 0.53(mm)
240-2499-8	FWGLL12mw-154C-1783-GW	08/25/2011 20:42	1	P9082512.D	CLP-2 0.53(mm)
240-2499-10	FWGLL12mw-153C-1782-GW	08/25/2011 21:06	1	P9082513.D	CLP-1 0.53(mm)
240-2499-10	FWGLL12mw-153C-1782-GW	08/25/2011 21:06	1	P9082513.D	CLP-2 0.53(mm)
240-2499-12	FWGEQUIPRINSE3-1807-GW	08/25/2011 21:31	1	P9082514.D	CLP-1 0.53(mm)
240-2499-12	FWGEQUIPRINSE3-1807-GW	08/25/2011 21:31	1	P9082514.D	CLP-2 0.53(mm)
240-2499-14	FWGLL3mw-234C-1773-GW	08/25/2011 21:55	1	P9082515.D	CLP-1 0.53(mm)
240-2499-14	FWGLL3mw-234C-1773-GW	08/25/2011 21:55	1	P9082515.D	CLP-2 0.53(mm)
240-2499-18	FWGLL12mw-243C-1793-GW	08/25/2011 22:44	1	P9082517.D	CLP-1 0.53(mm)
240-2499-18	FWGLL12mw-243C-1793-GW	08/25/2011 22:44	1	P9082517.D	CLP-2 0.53(mm)
240-2499-20	FWGLL12mw-187C-1789-GW	08/25/2011 23:08	1	P9082518.D	CLP-1 0.53(mm)
240-2499-20	FWGLL12mw-187C-1789-GW	08/25/2011 23:08	1	P9082518.D	CLP-2 0.53(mm)
240-2499-22	FWGLL12mw-242C-1792-GW	08/25/2011 23:31	1	P9082519.D	CLP-1 0.53(mm)
240-2499-22	FWGLL12mw-242C-1792-GW	08/25/2011 23:31	1	P9082519.D	CLP-2 0.53(mm)
240-2499-24	FWGLL12mw-184C-1786-GW	08/25/2011 23:56	1	P9082520.D	CLP-1 0.53(mm)
240-2499-24	FWGLL12mw-184C-1786-GW	08/25/2011 23:56	1	P9082520.D	CLP-2 0.53(mm)
PEM 240-13300/21		08/26/2011 00:20	1	P9082521.D	CLP-1 0.53(mm)
PEM 240-13300/21		08/26/2011 00:20	1	P9082521.D	CLP-2 0.53(mm)
CCV 240-13300/22		08/26/2011 00:44	1	P9082522.D	CLP-1 0.53(mm)
CCV 240-13300/22		08/26/2011 00:44	1	P9082522.D	CLP-2 0.53(mm)
240-2499-29	FWGLL12mw-128C-1781-GW	08/26/2011 01:33	1	P9082524.D	CLP-1 0.53(mm)
240-2499-29	FWGLL12mw-128C-1781-GW	08/26/2011 01:33	1	P9082524.D	CLP-2 0.53(mm)

PESTICIDES ANALYSIS RUN LOG

Lab Name: TestAmerica North Canton Job No.: 240-2499-1

SDG No.:

Instrument ID: A2HP9 Start Date: 08/25/2011 17:17

Analysis Batch Number: 13300 End Date: 08/26/2011 06:49

LAB SAMPLE ID	CLIENT SAMPLE ID	DATE ANALYZED	DILUTION FACTOR	LAB FILE ID	COLUMN ID
240-2499-29 MS	FWGLL12mw-128C-1781-GW MS	08/26/2011 01:57	2	P9082525.D	CLP-1 0.53(mm)
240-2499-29 MS	FWGLL12mw-128C-1781-GW MS	08/26/2011 01:57	2	P9082525.D	CLP-2 0.53(mm)
240-2499-29 MSD	FWGLL12mw-128C-1781-GW MSD	08/26/2011 02:21	2	P9082526.D	CLP-1 0.53(mm)
240-2499-29 MSD	FWGLL12mw-128C-1781-GW MSD	08/26/2011 02:21	2	P9082526.D	CLP-2 0.53(mm)
240-2499-31	FWGLL12mw-088C-1778-GW	08/26/2011 02:46	1	P9082527.D	CLP-1 0.53(mm)
240-2499-31	FWGLL12mw-088C-1778-GW	08/26/2011 02:46	1	P9082527.D	CLP-2 0.53(mm)
240-2499-31 MS	FWGLL12mw-088C-1778-GW MS	08/26/2011 03:10	2	P9082528.D	CLP-1 0.53(mm)
240-2499-31 MS	FWGLL12mw-088C-1778-GW MS	08/26/2011 03:10	2	P9082526.D	CLP-2 0.53(mm)
ZZZZZ		08/26/2011 03:34	2		CLP-1 0.53(mm)
ZZZZZ		08/26/2011 03:34	2		CLP-2 0.53(mm)
240-2499-33	FWGLL12mw-186C-1788-GW	08/26/2011 03:59	1	P9082530.D	CLP-1 0.53(mm)
240-2499-33	FWGLL12mw-186C-1788-GW	08/26/2011 03:59	1	P9082530.D	CLP-2 0.53(mm)
ZZZZZ		08/26/2011 04:23	1		CLP-1 0.53(mm)
ZZZZZ		08/26/2011 04:23	1		CLP-2 0.53(mm)
ZZZZZ		08/26/2011 04:47	1		CLP-1 0.53(mm)
ZZZZZ		08/26/2011 04:47	1		CLP-2 0.53(mm)
MB 240-11087/23-A		08/26/2011 05:11	1	P9082533.D	CLP-1 0.53(mm)
MB 240-11087/23-A		08/26/2011 05:11	1	P9082533.D	CLP-2 0.53(mm)
LCS 240-11087/24-A		08/26/2011 05:36	2	P9082534.D	CLP-1 0.53(mm)
LCS 240-11087/24-A		08/26/2011 05:36	2	P9082534.D	CLP-2 0.53(mm)
CCV 240-13300/35		08/26/2011 06:00	1	P9082535.D	CLP-1 0.53(mm)
CCV 240-13300/35		08/26/2011 06:00	1	P9082535.D	CLP-2 0.53(mm)
CCV 240-13300/36		08/26/2011 06:24	1	P9082536.D	CLP-1 0.53(mm)
CCV 240-13300/36		08/26/2011 06:24	1	P9082536.D	CLP-2 0.53(mm)
MRL 240-13300/37		08/26/2011 06:49	1	P9082537.D	CLP-1 0.53(mm)
MRL 240-13300/37		08/26/2011 06:49	1	P9082537.D	CLP-2 0.53(mm)

FORM III

PESTICIDES METHOD REPORTING LIMIT CHECK RECOVERY

9/2/11 @ 0720

Lab Name: TestAmerica North Canton Job No.: 240-2499-1

SDG No.:

Matrix: Water Level: Low Lab File ID: P9090135.D

Lab ID: MRL 240-14070/35 Client ID:

COMPOUND	SPIKE ADDED (ng/uL)	MRL CONCENTRATION (ng/uL)	MRL % REC	QC LIMITS REC	#
Aldrin	0.00500	0.00638	128	70-130	
Aldrin	0.00500	0.00609	122	70-130	
alpha-BHC	0.00500	0.00604	121	70-130	
alpha-BHC	0.00500	0.00562	112	70-130	
alpha-Chlordane	0.00500	0.00683	137	70-130	^
alpha-Chlordane	0.00500	0.00653	131	70-130	^
beta-BHC	0.00500	0.00737	147	70-130	^
beta-BHC	0.00500	0.00712	142	70-130	^
4,4'-DDD	0.00500	0.00669	134	70-130	^
4,4'-DDD	0.00500	0.00694	139	70-130	^
4,4'-DDE	0.00500	0.00643	129	70-130	
4,4'-DDE	0.00500	0.00692	138	70-130	^
4,4'-DDT	0.00500	0.00604	121	70-130	
4,4'-DDT	0.00500	0.00608	122	70-130	
delta-BHC	0.00500	0.00702	140	70-130	^
delta-BHC	0.00500	0.00657	131	70-130	^
Dieldrin	0.00500	0.00674	135	70-130	^
Dieldrin	0.00500	0.00660	132	70-130	^
Endosulfan I	0.00500	0.00725	145	70-130	^
Endosulfan I	0.00500	0.00704	141	70-130	^
Endosulfan II	0.00500	0.00635	127	70-130	
Endosulfan II	0.00500	0.00678	136	70-130	^
Endosulfan sulfate	0.00500	0.00751	150	70-130	^
Endosulfan sulfate	0.00500	0.00680	136	70-130	^
Endrin	0.00500	0.00623	125	70-130	
Endrin	0.00500	0.00576	115	70-130	
Endrin aldehyde	0.00500	0.00699	140	70-130	^
Endrin aldehyde	0.00500	0.00600	120	70-130	
Endrin ketone	0.00500	0.00683	137	70-130	^
Endrin ketone	0.00500	0.00614	123	70-130	
gamma-BHC (Lindane)	0.00500	0.00664	133	70-130	^
gamma-BHC (Lindane)	0.00500	0.00622	124	70-130	
gamma-Chlordane	0.00500	0.00682	136	70-130	^
gamma-Chlordane	0.00500	0.00640	128	70-130	
Heptachlor	0.00500	0.00646	129	70-130	
Heptachlor	0.00500	0.00631	126	70-130	
Heptachlor epoxide	0.00500	0.00711	142	70-130	^
Heptachlor epoxide	0.00500	0.00639	128	70-130	
Methoxychlor	0.00500	0.00699 J	140	70-130	^
Methoxychlor	0.00500	0.00790 J	158	70-130	^

Column to be used to flag recovery and RPD values

FORM III 8081A

FORM III

PESTICIDES METHOD REPORTING LIMIT CHECK RECOVERY

9/25/1 @ 0932

Lab Name: TestAmerica North Canton Job No.: 240-2499-1

SDG No.:

Matrix: Water Level: Low Lab File ID: P9090140.D

Lab ID: MRL 240-14070/40 Client ID:

COMPOUND	SPIKE ADDED (ng/uL)	MRL CONCENTRATION (ng/uL)	MRL % REC	QC LIMITS REC	#
Aldrin	0.00500	0.00636	127	70-130	
Aldrin	0.00500	0.00595	119	70-130	
alpha-BHC	0.00500	0.00582	116	70-130	
alpha-BHC	0.00500	0.00548	110	70-130	
alpha-Chlordane	0.00500	0.00647	129	70-130	
alpha-Chlordane	0.00500	0.00623	125	70-130	
beta-BHC	0.00500	0.00679	136	70-130	^
beta-BHC	0.00500	0.00674	135	70-130	^
4,4'-DDD	0.00500	0.00659	132	70-130	^
4,4'-DDD	0.00500	0.00619	124	70-130	
4,4'-DDE	0.00500	0.00640	128	70-130	
4,4'-DDE	0.00500	0.00599	120	70-130	
4,4'-DDT	0.00500	0.00573	115	70-130	
4,4'-DDT	0.00500	0.00524	105	70-130	
delta-BHC	0.00500	0.00636	127	70-130	
delta-BHC	0.00500	0.00610	122	70-130	
Dieldrin	0.00500	0.00637	127	70-130	
Dieldrin	0.00500	0.00595	119	70-130	
Endosulfan I	0.00500	0.00684	137	70-130	^
Endosulfan I	0.00500	0.00632	126	70-130	
Endosulfan II	0.00500	0.00636	127	70-130	
Endosulfan II	0.00500	0.00620	124	70-130	
Endosulfan sulfate	0.00500	0.00671	134	70-130	^
Endosulfan sulfate	0.00500	0.00640	128	70-130	
Endrin	0.00500	0.00546	109	70-130	
Endrin	0.00500	0.00595	119	70-130	
Endrin aldehyde	0.00500	0.00643	129	70-130	
Endrin aldehyde	0.00500	0.00638	128	70-130	
Endrin ketone	0.00500	0.00638	128	70-130	
Endrin ketone	0.00500	0.00590	118	70-130	
gamma-BHC (Lindane)	0.00500	0.00624	125	70-130	
gamma-BHC (Lindane)	0.00500	0.00585	117	70-130	
gamma-Chlordane	0.00500	0.00649	130	70-130	
gamma-Chlordane	0.00500	0.00607	121	70-130	
Heptachlor	0.00500	0.00608	122	70-130	
Heptachlor	0.00500	0.00598	120	70-130	
Heptachlor epoxide	0.00500	0.00680	136	70-130	^
Heptachlor epoxide	0.00500	0.00622	124	70-130	
Methoxychlor	0.00500	0.00617 J	123	70-130	
Methoxychlor	0.00500	0.00561 J	112	70-130	

Column to be used to flag recovery and RPD values

FORM III 8081A

PESTICIDES ANALYSIS RUN LOG

Lab Name: TestAmerica North Canton Job No.: 240-2499-1

SDG No.:

Instrument ID: A2HP9 Start Date: 09/01/2011 18:31

Analysis Batch Number: 14070 End Date: 09/02/2011 09:22

LAB SAMPLE ID	CLIENT SAMPLE ID	DATE ANALYZED	DILUTION FACTOR	LAB FILE ID	COLUMN ID
ZZZZZ		09/02/2011 03:41	2		CLP-1 0.53(mm)
ZZZZZ		09/02/2011 03:41	2		CLP-2 0.53(mm)
ZZZZZ		09/02/2011 04:05	2		CLP-1 0.53(mm)
ZZZZZ		09/02/2011 04:05	2		CLP-2 0.53(mm)
ZZZZZ		09/02/2011 04:29	1		CLP-1 0.53(mm)
ZZZZZ		09/02/2011 04:29	1		CLP-2 0.53(mm)
ZZZZZ		09/02/2011 04:53	1		CLP-1 0.53(mm)
ZZZZZ		09/02/2011 04:53	1		CLP-2 0.53(mm)
ZZZZZ		09/02/2011 05:18	1		CLP-1 0.53(mm)
ZZZZZ		09/02/2011 05:18	1		CLP-2 0.53(mm)
ZZZZZ		09/02/2011 05:42	1		CLP-1 0.53(mm)
ZZZZZ		09/02/2011 05:42	1		CLP-2 0.53(mm)
ZZZZZ		09/02/2011 06:06	1		CLP-1 0.53(mm)
ZZZZZ		09/02/2011 06:06	1		CLP-2 0.53(mm)
ZZZZZ		09/02/2011 06:31	1		CLP-1 0.53(mm)
ZZZZZ		09/02/2011 06:31	1		CLP-2 0.53(mm)
ZZZZZ		09/02/2011 06:55	1		CLP-1 0.53(mm)
ZZZZZ		09/02/2011 06:55	1		CLP-2 0.53(mm)
MRL 240-14070/35		09/02/2011 07:20	1	P9090135.D	CLP-1 0.53(mm)
MRL 240-14070/35		09/02/2011 07:20	1	P9090135.D	CLP-2 0.53(mm)
240-2499-26	FWGLL3mw-238C-1776-GW	09/02/2011 07:44	20	P9090136.D	CLP-1 0.53(mm)
240-2499-26	FWGLL3mw-238C-1776-GW	09/02/2011 07:44	20	P9090136.D	CLP-2 0.53(mm)
CCV 240-14070/37		09/02/2011 08:09	1	P9090137.D	CLP-1 0.53(mm)
CCV 240-14070/37		09/02/2011 08:09	1	P9090137.D	CLP-2 0.53(mm)
CCV 240-14070/38		09/02/2011 08:33	1	P9090138.D	CLP-1 0.53(mm)
CCV 240-14070/38		09/02/2011 08:33	1	P9090138.D	CLP-2 0.53(mm)
CCV 240-14070/39		09/02/2011 08:58	1	P9090139.D	CLP-1 0.53(mm)
CCV 240-14070/39		09/02/2011 08:58	1	P9090139.D	CLP-2 0.53(mm)
MRL 240-14070/40		09/02/2011 09:22	1	P9090140.D	CLP-1 0.53(mm)
MRL 240-14070/40		09/02/2011 09:22	1	P9090140.D	CLP-2 0.53(mm)

FORM I
PESTICIDES ORGANICS ANALYSIS DATA SHEET

Lab Name: TestAmerica North Canton Job No.: 240-2499-1

SDG No.:

Client Sample ID: FWGLL3mw-238C-1776-GW Lab Sample ID: 240-2499-26

Matrix: Water Lab File ID: P9090136.D

Analysis Method: 8081A Date Collected: 08/03/2011 08:59

Extraction Method: 3510C Date Extracted: 08/06/2011 08:35

Sample wt/vol: 1050(mL) Date Analyzed: 09/02/2011 07:44

Con. Extract Vol.: 5(mL) Dilution Factor: 20

Injection Volume: 1(uL) GC Column: CLP-2 ID: 0.53(mm)

% Moisture: GPC Cleanup:(Y/N) N

Analysis Batch No.: 14070 Units: ug/L

CAS NO.	COMPOUND NAME	RESULT	Q	RL	MDL
309-00-2	Aldrin	0.57	U	0.57	0.16
319-84-6	alpha-BHC	0.57	U	0.57	0.13
5103-71-9	alpha-Chlordane	0.57	U	0.57	0.27
319-85-7	beta-BHC	0.57	U	0.57	0.16
72-54-8	4,4'-DDD	0.57	U *	0.57	0.18
72-55-9	4,4'-DDE	0.57	U	0.57	0.18
50-29-3	4,4'-DDT	0.57	U	0.57	0.30
319-86-8	delta-BHC	0.57	U	0.57	0.17
60-57-1	Dieldrin	0.57	U	0.57	0.14
959-98-8	Endosulfan I	0.48	U	0.48	0.25
33213-65-9	Endosulfan II	0.48	U	0.48	0.23
1031-07-8	Endosulfan sulfate	0.57	U	0.57	0.21
72-20-8	Endrin	0.57	U	0.57	0.21
7421-93-4	Endrin aldehyde	0.57	U	0.57	0.21
53494-70-5	Endrin ketone	0.57	U	0.57	0.15
58-89-9	gamma-BHC (Lindane)	0.57	U	0.57	0.12
5103-74-2	gamma-Chlordane	0.57	U	0.57	0.23
76-44-8	Heptachlor	0.57	U	0.57	0.15
1024-57-3	Heptachlor epoxide	0.57	U	0.57	0.14
72-43-5	Methoxychlor	1.9	U	1.9	0.61
8001-35-2	Toxaphene	38	U	38	6.1

CAS NO.	SURROGATE	%REC	Q	LIMITS
2051-24-3	DCB Decachlorobiphenyl	44	X	50-150
877-09-8	Tetrachloro-m-xylene	99		50-150

PESTICIDES ANALYSIS RUN LOG

Lab Name: TestAmerica North Canton Job No.: 240-2499-1

SDG No.:

Instrument ID: A2HP9 Start Date: 08/29/2011 17:52

Analysis Batch Number: 13651 End Date: 08/29/2011 22:13

LAB SAMPLE ID	CLIENT SAMPLE ID	DATE ANALYZED	DILUTION FACTOR	LAB FILE ID	COLUMN ID
STD1 240-13651/5 IC		08/29/2011 17:52	1	P9082905.D	CLP-1 0.53(mm)
STD1 240-13651/5 IC		08/29/2011 17:52	1	P9082905.D	CLP-2 0.53(mm)
STD2 240-13651/6 IC		08/29/2011 18:17	1	P9082906.D	CLP-1 0.53(mm)
STD2 240-13651/6 IC		08/29/2011 18:17	1	P9082906.D	CLP-2 0.53(mm)
STD3 240-13651/7 IC		08/29/2011 18:40	1	P9082907.D	CLP-1 0.53(mm)
STD3 240-13651/7 IC		08/29/2011 18:40	1	P9082907.D	CLP-2 0.53(mm)
STD4 240-13651/8 IC		08/29/2011 19:05	1	P9082908.D	CLP-1 0.53(mm)
STD4 240-13651/8 IC		08/29/2011 19:05	1	P9082908.D	CLP-2 0.53(mm)
STD5 240-13651/9 IC		08/29/2011 19:28	1	P9082909.D	CLP-1 0.53(mm)
STD5 240-13651/9 IC		08/29/2011 19:28	1	P9082909.D	CLP-2 0.53(mm)
ICV 240-13651/10		08/29/2011 19:52	1		CLP-1 0.53(mm)
ICV 240-13651/10		08/29/2011 19:52	1		CLP-2 0.53(mm)
STD1 240-13651/11 IC		08/29/2011 20:15	1	P9082911.D	CLP-1 0.53(mm)
STD1 240-13651/11 IC		08/29/2011 20:15	1	P9082911.D	CLP-2 0.53(mm)
STD2 240-13651/12 IC		08/29/2011 20:38	1	P9082912.D	CLP-1 0.53(mm)
STD2 240-13651/12 IC		08/29/2011 20:38	1	P9082912.D	CLP-2 0.53(mm)
STD3 240-13651/13 IC		08/29/2011 21:02	1	P9082913.D	CLP-1 0.53(mm)
STD3 240-13651/13 IC		08/29/2011 21:02	1	P9082913.D	CLP-2 0.53(mm)
STD4 240-13651/14 IC		08/29/2011 21:27	1	P9082914.D	CLP-1 0.53(mm)
STD4 240-13651/14 IC		08/29/2011 21:27	1	P9082914.D	CLP-2 0.53(mm)
STD5 240-13651/15 IC		08/29/2011 21:50	1	P9082915.D	CLP-1 0.53(mm)
STD5 240-13651/15 IC		08/29/2011 21:50	1	P9082915.D	CLP-2 0.53(mm)
ICV 240-13651/16		08/29/2011 22:13	1		CLP-1 0.53(mm)
ICV 240-13651/16		08/29/2011 22:13	1		CLP-2 0.53(mm)

PESTICIDES ANALYSIS RUN LOG

Lab Name: TestAmerica North Canton Job No.: 240-2499-1

SDG No.:

Instrument ID: A2HP9 Start Date: 09/01/2011 18:31

Analysis Batch Number: 14070 End Date: 09/02/2011 09:22

LAB SAMPLE ID	CLIENT SAMPLE ID	DATE ANALYZED	DILUTION FACTOR	LAB FILE ID	COLUMN ID
PEM 240-14070/4		09/01/2011 18:31	1	P9090104.D	CLP-1 0.53(mm)
PEM 240-14070/4		09/01/2011 18:31	1	P9090104.D	CLP-2 0.53(mm)
STD1 240-14070/5 IC		09/01/2011 19:00	1	P9090105.D	CLP-1 0.53(mm)
STD1 240-14070/5 IC		09/01/2011 19:00	1	P9090105.D	CLP-2 0.53(mm)
STD2 240-14070/6 IC		09/01/2011 19:30	1	P9090106.D	CLP-1 0.53(mm)
STD2 240-14070/6 IC		09/01/2011 19:30	1	P9090106.D	CLP-2 0.53(mm)
STD3 240-14070/7 ICRT		09/01/2011 19:54	1	P9090107.D	CLP-1 0.53(mm)
STD3 240-14070/7 ICRT		09/01/2011 19:54	1	P9090107.D	CLP-2 0.53(mm)
STD4 240-14070/8 IC		09/01/2011 20:19	1	P9090108.D	CLP-1 0.53(mm)
STD4 240-14070/8 IC		09/01/2011 20:19	1	P9090108.D	CLP-2 0.53(mm)
STD5 240-14070/9 IC		09/01/2011 20:42	1	P9090109.D	CLP-1 0.53(mm)
STD5 240-14070/9 IC		09/01/2011 20:42	1	P9090109.D	CLP-2 0.53(mm)
STD6 240-14070/10 IC		09/01/2011 21:07	1	P9090110.D	CLP-1 0.53(mm)
STD6 240-14070/10 IC		09/01/2011 21:07	1	P9090110.D	CLP-2 0.53(mm)
ICV 240-14070/11		09/01/2011 21:30	1	P9090111.D	CLP-1 0.53(mm)
ICV 240-14070/11		09/01/2011 21:30	1	P9090111.D	CLP-2 0.53(mm)
CCV 240-14070/12		09/01/2011 21:54	1	P9090112.D	CLP-1 0.53(mm)
CCV 240-14070/12		09/01/2011 21:54	1	P9090112.D	CLP-2 0.53(mm)
CCV 240-14070/13		09/01/2011 22:23	1		CLP-1 0.53(mm)
CCV 240-14070/13		09/01/2011 22:23	1		CLP-2 0.53(mm)
ZZZZZ		09/01/2011 22:48	10		CLP-1 0.53(mm)
ZZZZZ		09/01/2011 22:48	10		CLP-2 0.53(mm)
ZZZZZ		09/01/2011 23:13	1		CLP-1 0.53(mm)
ZZZZZ		09/01/2011 23:13	1		CLP-2 0.53(mm)
ZZZZZ		09/01/2011 23:37	1		CLP-1 0.53(mm)
ZZZZZ		09/01/2011 23:37	1		CLP-2 0.53(mm)
ZZZZZ		09/02/2011 00:01	10		CLP-1 0.53(mm)
ZZZZZ		09/02/2011 00:01	10		CLP-2 0.53(mm)
ZZZZZ		09/02/2011 00:26	10		CLP-1 0.53(mm)
ZZZZZ		09/02/2011 00:26	10		CLP-2 0.53(mm)
ZZZZZ		09/02/2011 00:50	10		CLP-1 0.53(mm)
ZZZZZ		09/02/2011 00:50	10		CLP-2 0.53(mm)
ZZZZZ		09/02/2011 01:15	10		CLP-1 0.53(mm)
ZZZZZ		09/02/2011 01:15	10		CLP-2 0.53(mm)
ZZZZZ		09/02/2011 01:39	10		CLP-1 0.53(mm)
ZZZZZ		09/02/2011 01:39	10		CLP-2 0.53(mm)
ZZZZZ		09/02/2011 02:03	2		CLP-1 0.53(mm)
ZZZZZ		09/02/2011 02:03	2		CLP-2 0.53(mm)
ZZZZZ		09/02/2011 02:28	10		CLP-1 0.53(mm)
ZZZZZ		09/02/2011 02:28	10		CLP-2 0.53(mm)
PEM 240-14070/24		09/02/2011 02:52	1	P9090124.D	CLP-1 0.53(mm)
PEM 240-14070/24		09/02/2011 02:52	1	P9090124.D	CLP-2 0.53(mm)
CCV 240-14070/25		09/02/2011 03:17	1	P9090125.D	CLP-1 0.53(mm)
CCV 240-14070/25		09/02/2011 03:17	1	P9090125.D	CLP-2 0.53(mm)

FORM X
IDENTIFICATION SUMMARY

Lab Name: TestAmerica North Canton Job No.: 240-2499-1

SDG No.:

Client Sample ID: FWGLL3mw-234C-1773-GW Lab Sample ID: 240-2499-14

Instrument ID (1): A2HP9 Instrument ID (2): A2HP9

Date Analyzed (1): 08/25/2011 21:55 Date Analyzed (2): 08/25/2011 21:55

GC Column (1): CLP-1 ID: 0.53(mm) GC Column (2): CLP-2 ID: 0.53(mm)

ANALYTE	COL	PEAK	RT	RT WINDOW		CONCENTRATION		RPD
				FROM	TO	PEAK	MEAN	
alpha-BHC	1		4.66	4.62	4.68	0.045		86.0
	2		5.64	5.63	5.69	0.018		

FORM X
IDENTIFICATION SUMMARY

Lab Name: TestAmerica North Canton Job No.: 240-2499-1

SDG No.:

Client Sample ID: FWGEQUIPRINSE3-1807-GW Lab Sample ID: 240-2499-12

Instrument ID (1): A2HP9 Instrument ID (2): A2HP9

Date Analyzed (1): 08/25/2011 21:31 Date Analyzed (2): 08/25/2011 21:31

GC Column (1): CLP-1 ID: 0.53(mm) GC Column (2): CLP-2 ID: 0.53(mm)

ANALYTE	COL	PEAK	RT	RT WINDOW FROM	RT WINDOW TO	CONCENTRATION PEAK	CONCENTRATION MEAN	RPD
alpha-BHC	1		4.66	4.62	4.68	0.081		135.4
	2		5.67	5.63	5.69	0.016		

FORM X
IDENTIFICATION SUMMARY

Lab Name: TestAmerica North Canton Job No.: 240-2499-1

SDG No.:

Client Sample ID: FWGLL12mw-154C-1783-GW Lab Sample ID: 240-2499-8

Instrument ID (1): A2HP9 Instrument ID (2): A2HP9

Date Analyzed (1): 08/25/2011 20:42 Date Analyzed (2): 08/25/2011 20:42

GC Column (1): CLP-1 ID: 0.53(mm) GC Column (2): CLP-2 ID: 0.53(mm)

ANALYTE	COL	PEAK	RT	RT WINDOW		CONCENTRATION		RPD
				FROM	TO	PEAK	MEAN	
alpha-BHC	1		4.66	4.62	4.68	0.010		52.6
	2		5.66	5.63	5.69	0.017		

FORM VII
PESTICIDES CONTINUING CALIBRATION DATA

Lab Name: TestAmerica North Canton Job No.: 240-2499-1

SDG No.:

Lab Sample ID: CCV 240-13531/6 Calibration Date: 08/29/2011 09:36

Instrument ID: A2HP9 Calib Start Date: 08/12/2011 20:20

GC Column: CLP-1 ID: 0.53(mm) Calib End Date: 08/12/2011 22:23

Lab File ID: P9082906.D Conc. Units: ng/uL

ANALYTE	CURVE TYPE	AVE CF	CF	MIN CF	CALC AMOUNT	SPIKE AMOUNT	%D	MAX %D
alpha-BHC	Ave	1302503770	1467481720		0.0282	0.0250	12.7	15.0
gamma-BHC (Lindane)	Ave	1052618221	1184635240		0.0281	0.0250	12.5	15.0
beta-BHC	Ave	451549957	523518040		0.0290	0.0250	15.9*	15.0
delta-BHC	Ave	1048352292	1240457400		0.0296	0.0250	18.3*	15.0
Heptachlor	Ave	939062792	1120434560		0.0298	0.0250	19.3*	15.0
Aldrin	Ave	1189155925	1384110720		0.0291	0.0250	16.4*	15.0
Heptachlor epoxide	Ave	958528149	1138016960		0.0297	0.0250	18.7*	15.0
gamma-Chlordane	Ave	983347919	1143025280		0.0291	0.0250	16.2*	15.0
alpha-Chlordane	Ave	985582549	1165442680		0.0296	0.0250	18.2*	15.0
Endosulfan I	Ave	855958143	1023460840		0.0299	0.0250	19.6*	15.0
4,4'-DDE	Ave	986526007	1221400280		0.0310	0.0250	23.8*	15.0
Dieldrin	Ave	944525550	1136219040		0.0301	0.0250	20.3*	15.0
Endrin	Ave	796013406	1037571120		0.0326	0.0250	30.3*	15.0
4,4'-DDD	Ave	669698025	783057440		0.0292	0.0250	16.9*	15.0
Endosulfan II	Ave	779364216	996873800		0.0320	0.0250	27.9*	15.0
4,4'-DDT	Ave	567171125	681664960		0.0300	0.0250	20.2*	15.0
Endrin aldehyde	Ave	567260165	663390800		0.0292	0.0250	16.9*	15.0
Methoxychlor	Ave	288467295	352894560		0.0306	0.0250	22.3*	15.0
Endosulfan sulfate	Ave	687080008	811347160		0.0295	0.0250	18.1*	15.0
Endrin ketone	Ave	757565010	892635040		0.0295	0.0250	17.8*	15.0
Tetrachloro-m-xylene	Ave	1153137222	1166590600		0.0253	0.0250	1.2	15.0
DCB Decachlorobiphenyl	Ave	735294158	907459880		0.0309	0.0250	23.4*	15.0

FORM VII
PESTICIDES CONTINUING CALIBRATION DATA

Lab Name: TestAmerica North Canton Job No.: 240-2499-1

SDG No.:

Lab Sample ID: CCV 240-13531/6 Calibration Date: 08/29/2011 09:36

Instrument ID: A2HP9 Calib Start Date: 08/12/2011 20:20

GC Column: CLP-2 ID: 0.53(mm) Calib End Date: 08/12/2011 22:23

Lab File ID: P9082906.D Conc. Units: ng/uL

ANALYTE	CURVE TYPE	AVE CF	CF	MIN CF	CALC AMOUNT	SPIKE AMOUNT	%D	MAX %D
alpha-BHC	Lin1		1327944000		0.0242	0.0250	-3.2	15.0
gamma-BHC (Lindane)	Ave	1031908026	1092422480		0.0265	0.0250	5.9	15.0
beta-BHC	Ave	450938135	500757280		0.0278	0.0250	11.0	15.0
delta-BHC	Lin1		1047642720		0.0240	0.0250	-4.0	15.0
Heptachlor	Ave	821023186	923757040		0.0281	0.0250	12.5	15.0
Aldrin	Ave	1037796065	1117914960		0.0269	0.0250	7.7	15.0
Heptachlor epoxide	Ave	823800644	921029240		0.0280	0.0250	11.8	15.0
gamma-Chlordane	Ave	835580178	926203400		0.0277	0.0250	10.8	15.0
alpha-Chlordane	Ave	825168188	922238720		0.0279	0.0250	11.8	15.0
Endosulfan I	Ave	725285843	814340720		0.0261	0.0250	12.3	15.0
4,4'-DDE	Ave	807120222	942514800		0.0292	0.0250	16.8*	15.0
Dieldrin	Ave	776876568	875060720		0.0282	0.0250	12.6	15.0
Endrin	Ave	640822588	751076280		0.0293	0.0250	17.2*	15.0
4,4'-DDD	Ave	542754323	589017640		0.0271	0.0250	8.5	15.0
Endosulfan II	Ave	636016813	740404240		0.0291	0.0250	16.4*	15.0
4,4'-DDT	Ave	422769723	491132000		0.0290	0.0250	16.2*	15.0
Endrin aldehyde	Ave	461983131	521080800		0.0262	0.0250	12.8	15.0
Endosulfan sulfate	Ave	548556431	610646080		0.0278	0.0250	11.3	15.0
Methoxychlor	Ave	205417648	247070880		0.0301	0.0250	20.3*	15.0
Endrin ketone	Ave	585618285	666325900		0.0264	0.0250	13.8	15.0
Tetrachloro-m-xylene	Ave	1044938170	1055602040		0.0253	0.0250	1.0	15.0
DCB Decachlorobiphenyl	Ave	569311316	692429840		0.0304	0.0250	21.6*	15.0

FORM VII
PESTICIDES CONTINUING CALIBRATION DATA

Lab Name: TestAmerica North Canton Job No.: 240-2499-1

SDG No.:

Lab Sample ID: CCV 240-13531/8 Calibration Date: 08/29/2011 10:34

Instrument ID: A2HP9 Calib Start Date: 08/12/2011 15:03

GC Column: CLP-1 ID: 0.53(mm) Calib End Date: 08/12/2011 16:56

Lab File ID: P9082908.D Conc. Units: ng/uL

ANALYTE	CURVE TYPE	AVE CF	CF	MIN CF	CALC AMOUNT	SPIKE AMOUNT	%D	MAX %D
Toxaphene Peak 1	Ave	26756410	36264604		1.36	1.00	35.5*	15.0
Toxaphene Peak 2	Ave	20565224	28611806		1.39	1.00	39.1*	15.0
Toxaphene Peak 3	Ave	32093685	38877800		1.21	1.00	21.1*	15.0
Toxaphene Peak 4	Ave	27643601	37223443		1.35	1.00	34.7*	15.0
Toxaphene Peak 5	Ave	17152676	22887596		1.33	1.00	33.4*	15.0

FORM VII
PESTICIDES CONTINUING CALIBRATION DATA

Lab Name: TestAmerica North Canton Job No.: 240-2499-1

SDG No.:

Lab Sample ID: CCV 240-13531/8 Calibration Date: 08/29/2011 10:34

Instrument ID: A2HP9 Calib Start Date: 08/12/2011 15:03

GC Column: CLP-2 ID: 0.53(mm) Calib End Date: 08/12/2011 16:56

Lab File ID: P9082908.D Conc. Units: ng/uL

ANALYTE	CURVE TYPE	AVE CF	CF	MIN CF	CALC AMOUNT	SPIKE AMOUNT	%D	MAX %D
Toxaphene Peak 1	Ave	23870587	31143848		1.30	1.00	30.5*	15.0
Toxaphene Peak 2	Ave	11325494	15163027		1.34	1.00	33.9*	15.0
Toxaphene Peak 3	Ave	26623358	34564488		1.30	1.00	29.8*	15.0
Toxaphene Peak 4	Ave	11343458	14849512		1.31	1.00	30.9*	15.0
Toxaphene Peak 5	Ave	21562379	28186471		1.31	1.00	30.7*	15.0

FORM VII
PESTICIDES CONTINUING CALIBRATION DATA

Lab Name: TestAmerica North Canton Job No.: 240-2499-1

SDG No.:

Lab Sample ID: CCV 240-13531/13 Calibration Date: 08/29/2011 12:46

Instrument ID: A2HP9 Calib Start Date: 08/12/2011 15:03

GC Column: CLP-1 ID: 0.53(mm) Calib End Date: 08/12/2011 16:56

Lab File ID: P9082913.D Conc. Units: ng/uL

ANALYTE	CURVE TYPE	AVE CF	CF	MIN CF	CALC AMOUNT	SPIKE AMOUNT	%D	MAX %D
Toxaphene Peak 1	Ave	26756410	24313764		0.909	1.00	-9.1	15.0
Toxaphene Peak 2	Ave	20565224	18382868		0.894	1.00	-10.6	15.0
Toxaphene Peak 3	Ave	32093685	23382613		0.729	1.00	-27.1*	15.0
Toxaphene Peak 4	Ave	27643601	29938278		1.08	1.00	8.3	15.0
Toxaphene Peak 5	Ave	17152676	17902012		1.04	1.00	4.4	15.0

FORM VII
PESTICIDES CONTINUING CALIBRATION DATA

Lab Name: TestAmerica North Canton Job No.: 240-2499-1

SDG No.:

Lab Sample ID: CCV 240-13531/13 Calibration Date: 08/29/2011 12:46

Instrument ID: A2HP9 Calib Start Date: 08/12/2011 15:03

GC Column: CLP-2 ID: 0.53(mm) Calib End Date: 08/12/2011 16:56

Lab File ID: P9082913.D Conc. Units: ng/uL

ANALYTE	CURVE TYPE	AVE CF	CF	MIN CF	CALC AMOUNT	SPIKE AMOUNT	%D	MAX %D
Toxaphene Peak 1	Ave	23870587	30257706		1.27	1.00	26.8*	15.0
Toxaphene Peak 2	Ave	11325494	13738159		1.21	1.00	21.3*	15.0
Toxaphene Peak 3	Ave	26623358	34196903		1.28	1.00	28.4*	15.0
Toxaphene Peak 4	Ave	11343458	13856661		1.22	1.00	22.2*	15.0
Toxaphene Peak 5	Ave	21562379	27028158		1.25	1.00	25.3*	15.0

FORM VII
PESTICIDES CONTINUING CALIBRATION DATA

Lab Name: TestAmerica North Canton Job No.: 240-2499-1

SDG No.:

Lab Sample ID: CCV 240-14070/12 Calibration Date: 09/01/2011 21:54

Instrument ID: A2HP9 Calib Start Date: 08/29/2011 17:52

GC Column: CLP-1 ID: 0.53(mm) Calib End Date: 08/29/2011 19:28

Lab File ID: P9090112.D Conc. Units: ng/uL

ANALYTE	CURVE TYPE	AVE CF	CF	MIN CF	CALC AMOUNT	SPIKE AMOUNT	%D	MAX %D
Toxaphene Peak 1	Ave	30359889	65084991		2.14	1.00	114.4	15.0
Toxaphene Peak 2	Ave	23802467	51314143		2.16	1.00	115.6	15.0
Toxaphene Peak 3	Ave	36024328	86314132		2.40	1.00	139.6	15.0
Toxaphene Peak 4	Ave	30944434	68561084		2.22	1.00	121.6	15.0
Toxaphene Peak 5	Ave	18539074	41885730		2.26	1.00	125.9	15.0

FORM VII
PESTICIDES CONTINUING CALIBRATION DATA

Lab Name: TestAmerica North Canton Job No.: 240-2499-1

SDG No.:

Lab Sample ID: CCV 240-14070/12 Calibration Date: 09/01/2011 21:54

Instrument ID: A2HP9 Calib Start Date: 08/29/2011 17:52

GC Column: CLP-1 ID: 0.53(mm) Calib End Date: 08/29/2011 19:28

Lab File ID: P9090112.D Conc. Units: ng/uL

ANALYTE	CURVE TYPE	AVE CF	CF	MIN CF	CALC AMOUNT	SPIKE AMOUNT	%D	MAX %D
Toxaphene Peak 1	Ave	30359889	65084991		2.14	1.00	114.4*	15.0
Toxaphene Peak 2	Ave	23802467	51314143		2.16	1.00	115.6*	15.0
Toxaphene Peak 3	Ave	36024328	86314132		2.40	1.00	139.6*	15.0
Toxaphene Peak 4	Ave	30944434	68561084		2.22	1.00	121.6*	15.0
Toxaphene Peak 5	Ave	18539074	41885730		2.26	1.00	125.9*	15.0

FORM VII
PESTICIDES CONTINUING CALIBRATION DATA

Lab Name: TestAmerica North Canton Job No.: 240-2499-1

SDG No.:

Lab Sample ID: CCV 240-14070/12 Calibration Date: 09/01/2011 21:54

Instrument ID: A2HP9 Calib Start Date: 08/29/2011 17:52

GC Column: CLP-2 ID: 0.53(mm) Calib End Date: 08/29/2011 19:28

Lab File ID: P9090112.D Conc. Units: ng/uL

ANALYTE	CURVE TYPE	AVE CF	CF	MIN CF	CALC AMOUNT	SPIKE AMOUNT	%D	MAX %D
Toxaphene Peak 1	Ave	23118190	60754782		2.63	1.00	162.8*	15.0
Toxaphene Peak 2	Ave	10586514	29418302		2.78	1.00	177.9*	15.0
Toxaphene Peak 3	Ave	25798413	67461837		2.61	1.00	161.5*	15.0
Toxaphene Peak 4	Ave	10776646	29028271		2.69	1.00	169.4*	15.0
Toxaphene Peak 5	Ave	21170450	55312273		2.61	1.00	161.3*	15.0

FORM VII
PESTICIDES CONTINUING CALIBRATION DATA

Lab Name: TestAmerica North Canton Job No.: 240-2499-1

SDG No.:

Lab Sample ID: CCV 240-14070/25 Calibration Date: 09/02/2011 03:17

Instrument ID: A2HP9 Calib Start Date: 09/01/2011 19:00

GC Column: CLP-1 ID: 0.53(mm) Calib End Date: 09/01/2011 21:07

Lab File ID: P9090125.D Conc. Units: ng/uL

ANALYTE	CURVE TYPE	AVE CF	CF	MIN CF	CALC AMOUNT	SPIKE AMOUNT	%D	MAX %D
alpha-BHC	Ave	1479501433	1816059360		0.0307	0.0250	22.7*	15.0
gamma-BHC (Lindane)	Ave	1162050603	1443438440		0.0311	0.0250	24.2*	15.0
beta-BHC	Ave	494528461	643779440		0.0325	0.0250	30.2*	15.0
delta-BHC	Ave	1085726190	1448891880		0.0334	0.0250	33.4*	15.0
Heptachlor	Ave	1016404003	1326828320		0.0326	0.0250	30.5*	15.0
Aldrin	Ave	1419611008	1738860000		0.0306	0.0250	22.5*	15.0
Heptachlor epoxide	Ave	1069391777	1406854520		0.0329	0.0250	31.6*	15.0
gamma-Chlordane	Ave	1104697082	1435177720		0.0325	0.0250	29.9*	15.0
alpha-Chlordane	Ave	1122516121	1456104280		0.0324	0.0250	29.7*	15.0
Endosulfan I	Ave	938167815	1278986040		0.0341	0.0250	36.3*	15.0
4,4'-DDE	Ave	1170751889	1552055520		0.0331	0.0250	32.6*	15.0
Dieldrin	Ave	1073348727	1410681880		0.0329	0.0250	31.4*	15.0
Endrin	Lin1		1206677080		0.0356	0.0250	42.4*	15.0
4,4'-DDD	Ave	620196900	965227800		0.0389	0.0250	55.6*	15.0
Endosulfan II	Ave	887179368	1203679080		0.0339	0.0250	35.7*	15.0
4,4'-DDT	Lin1		840867320		0.0387	0.0250	54.8*	15.0
Endrin aldehyde	Ave	584543996	799974040		0.0342	0.0250	36.9*	15.0
Methoxychlor	Ave	265906830	422174200		0.0397	0.0250	58.8*	15.0
Endosulfan sulfate	Ave	696639818	999640560		0.0359	0.0250	43.5*	15.0
Endrin ketone	Ave	771093167	1091519600		0.0354	0.0250	41.6*	15.0
Tetrachloro-m-xylene	Ave	1215928827	1311539120		0.0270	0.0250	7.9	15.0
DCB Decachlorobiphenyl	Ave	832258028	1142078320		0.0343	0.0250	37.2*	15.0

FORM VII
PESTICIDES CONTINUING CALIBRATION DATA

Lab Name: TestAmerica North Canton Job No.: 240-2499-1

SDG No.:

Lab Sample ID: CCV 240-14070/25 Calibration Date: 09/02/2011 03:17

Instrument ID: A2HP9 Calib Start Date: 09/01/2011 19:00

GC Column: CLP-1 ID: 0.53(mm) Calib End Date: 09/01/2011 21:07

Lab File ID: P9090125.D Conc. Units: ng/uL

ANALYTE	CURVE TYPE	AVE CF	CF	MIN CF	CALC AMOUNT	SPIKE AMOUNT	%D	MAX %D
alpha-BHC	Ave	1479501433	1816059360		0.0307	0.0250	22.7*	15.0
gamma-BHC (Lindane)	Ave	1162050603	1443438440		0.0311	0.0250	24.2*	15.0
beta-BHC	Ave	494528461	643779440		0.0325	0.0250	30.2*	15.0
delta-BHC	Ave	1085726190	1448891880		0.0334	0.0250	33.4*	15.0
Heptachlor	Ave	1016404003	1326828320		0.0326	0.0250	30.5*	15.0
Aldrin	Ave	1419611008	1738860000		0.0306	0.0250	22.5*	15.0
Heptachlor epoxide	Ave	1069391777	1406854520		0.0329	0.0250	31.6*	15.0
gamma-Chlordane	Ave	1104697082	1435177720		0.0325	0.0250	29.9*	15.0
alpha-Chlordane	Ave	1122516121	1456104280		0.0324	0.0250	29.7*	15.0
Endosulfan I	Ave	938167815	1278986040		0.0341	0.0250	36.3*	15.0
4,4'-DDE	Ave	1170751889	1552055520		0.0331	0.0250	32.6*	15.0
Dieldrin	Ave	1073348727	1410681880		0.0329	0.0250	31.4*	15.0
Endrin	Lin1		1206677080		0.0356	0.0250	42.4*	15.0
4,4'-DDD	Ave	620196900	965227800		0.0389	0.0250	55.6*	15.0
Endosulfan II	Ave	887179368	1203679080		0.0339	0.0250	35.7*	15.0
4,4'-DDT	Lin1		840867320		0.0387	0.0250	54.8*	15.0
Endrin aldehyde	Ave	584543996	799974040		0.0342	0.0250	36.9*	15.0
Methoxychlor	Ave	265906830	422174200		0.0397	0.0250	58.8*	15.0
Endosulfan sulfate	Ave	696639818	999640560		0.0359	0.0250	43.5*	15.0
Endrin ketone	Ave	771093167	1091519600		0.0354	0.0250	41.6*	15.0
Tetrachloro-m-xylene	Ave	1215928827	1311539120		0.0270	0.0250	7.9	15.0
DCB Decachlorobiphenyl	Ave	832258028	1142078320		0.0343	0.0250	37.2*	15.0

FORM VII
PESTICIDES CONTINUING CALIBRATION DATA

Lab Name: TestAmerica North Canton Job No.: 240-2499-1

SDG No.:

Lab Sample ID: CCV 240-14070/25 Calibration Date: 09/02/2011 03:17

Instrument ID: A2HP9 Calib Start Date: 09/01/2011 19:00

GC Column: CLP-2 ID: 0.53(mm) Calib End Date: 09/01/2011 21:07

Lab File ID: P9090125.D Conc. Units: ng/uL

ANALYTE	CURVE TYPE	AVE CF	CF	MIN CF	CALC AMOUNT	SPIKE AMOUNT	%D	MAX %D
alpha-BHC	Ave	1386283837	1701303240		0.0307	0.0250	22.7*	15.0
gamma-BHC (Lindane)	Ave	1092071477	1412452080		0.0323	0.0250	29.3*	15.0
beta-BHC	Ave	486364308	640112080		0.0329	0.0250	31.6*	15.0
delta-BHC	Ave	980761172	1397271760		0.0356	0.0250	42.5*	15.0
Heptachlor	Ave	904513987	1154386280		0.0319	0.0250	27.6*	15.0
Aldrin	Ave	1174017848	1422951200		0.0303	0.0250	21.2*	15.0
Heptachlor epoxide	Lin1		1172581120		0.0323	0.0250	29.2*	15.0
gamma-Chlordane	Ave	933332729	1180320760		0.0316	0.0250	26.5*	15.0
alpha-Chlordane	Ave	920416507	1170659160		0.0318	0.0250	27.2*	15.0
Endosulfan I	Ave	785939659	1036845520		0.0330	0.0250	31.9*	15.0
4,4'-DDE	Ave	918627478	1180991160		0.0321	0.0250	28.6*	15.0
Dieldrin	Ave	858081361	1106271640		0.0322	0.0250	28.9*	15.0
Endrin	Ave	699519633	932440640		0.0333	0.0250	33.3*	15.0
4,4'-DDD	Ave	512345945	753084920		0.0367	0.0250	47.0*	15.0
Endosulfan II	Ave	711240123	927931880		0.0326	0.0250	30.5*	15.0
4,4'-DDT	Ave	414962998	610339640		0.0368	0.0250	47.1*	15.0
Endrin aldehyde	Ave	466979076	626722080		0.0336	0.0250	34.2*	15.0
Endosulfan sulfate	Ave	549168878	787125200		0.0358	0.0250	43.3*	15.0
Methoxychlor	Ave	196958232	287566720		0.0365	0.0250	46.0*	15.0
Endrin ketone	Ave	589168586	822695720		0.0349	0.0250	39.6*	15.0
Tetrachloro-m-xylene	Ave	1100287313	1132131280		0.0257	0.0250	2.9	15.0
DCB Decachlorobiphenyl	Ave	662045200	869799520		0.0328	0.0250	31.4*	15.0

FORM VII
PESTICIDES CONTINUING CALIBRATION DATA

Lab Name: TestAmerica North Canton Job No.: 240-2499-1

SDG No.:

Lab Sample ID: CCV 240-14070/37 Calibration Date: 09/02/2011 08:09

Instrument ID: A2HP9 Calib Start Date: 08/29/2011 20:15

GC Column: CLP-1 ID: 0.53(mm) Calib End Date: 08/29/2011 21:50

Lab File ID: P9090137.D Conc. Units: ng/uL

ANALYTE	CURVE TYPE	AVE CF	CF	MIN CF	CALC AMOUNT	SPIKE AMOUNT	%D	MAX %D
Chlordane (technical) Peak 1	Ave	45730721	58937550		0.129	0.100	28.9*	15.0
Chlordane (technical) Peak 2	Ave	41863941	56827720		0.136	0.100	35.7*	15.0
Chlordane (technical) Peak 3	Ave	120234947	160506550		0.134	0.100	33.5*	15.0
Chlordane (technical) Peak 4	Ave	173982899	232559220		0.134	0.100	33.7*	15.0

FORM VII
PESTICIDES CONTINUING CALIBRATION DATA

Lab Name: TestAmerica North Canton Job No.: 240-2499-1

SDG No.:

Lab Sample ID: CCV 240-14070/37 Calibration Date: 09/02/2011 08:09

Instrument ID: A2HP9 Calib Start Date: 08/29/2011 20:15

GC Column: CLP-2 ID: 0.53(mm) Calib End Date: 08/29/2011 21:50

Lab File ID: P9090137.D Conc. Units: ng/uL

ANALYTE	CURVE TYPE	AVE CF	CF	MIN CF	CALC AMOUNT	SPIKE AMOUNT	%D	MAX %D
Chlordane (technical) Peak 1	Ave	34945569	53409040		0.153	0.100	52.8*	15.0
Chlordane (technical) Peak 2	Ave	32453707	49799050		0.153	0.100	53.4*	15.0
Chlordane (technical) Peak 3	Ave	78966503	127242230		0.161	0.100	61.1*	15.0
Chlordane (technical) Peak 4	Ave	64719904	106603070		0.165	0.100	64.7*	15.0

FORM VII
PESTICIDES CONTINUING CALIBRATION DATA

Lab Name: TestAmerica North Canton Job No.: 240-2499-1

SDG No.:

Lab Sample ID: CCV 240-14070/38 Calibration Date: 09/02/2011 08:33

Instrument ID: A2HP9 Calib Start Date: 08/29/2011 17:52

GC Column: CLP-1 ID: 0.53(mm) Calib End Date: 08/29/2011 19:28

Lab File ID: P9090138.D Conc. Units: ng/uL

ANALYTE	CURVE TYPE	AVE CF	CF	MIN CF	CALC AMOUNT	SPIKE AMOUNT	%D	MAX %D
Toxaphene Peak 1	Ave	30359889	36059556		1.19	1.00	18.8*	15.0
Toxaphene Peak 2	Ave	23802467	29011314		1.22	1.00	21.9*	15.0
Toxaphene Peak 3	Ave	36024328	46319803		1.29	1.00	28.6*	15.0
Toxaphene Peak 4	Ave	30944434	37265696		1.20	1.00	20.4*	15.0
Toxaphene Peak 5	Ave	18539074	22203471		1.20	1.00	19.8*	15.0

FORM VII
PESTICIDES CONTINUING CALIBRATION DATA

Lab Name: TestAmerica North Canton Job No.: 240-2499-1

SDG No.:

Lab Sample ID: CCV 240-14070/38 Calibration Date: 09/02/2011 08:33

Instrument ID: A2HP9 Calib Start Date: 08/29/2011 17:52

GC Column: CLP-2 ID: 0.53(mm) Calib End Date: 08/29/2011 19:28

Lab File ID: P9090138.D Conc. Units: ng/uL

ANALYTE	CURVE TYPE	AVE CF	CF	MIN CF	CALC AMOUNT	SPIKE AMOUNT	%D	MAX %D
Toxaphene Peak 1	Ave	23118190	31808065		1.38	1.00	37.6*	15.0
Toxaphene Peak 2	Ave	10586514	13711622		1.30	1.00	29.5*	15.0
Toxaphene Peak 3	Ave	25798413	35137536		1.36	1.00	36.2*	15.0
Toxaphene Peak 4	Ave	10776646	14052950		1.30	1.00	30.4*	15.0
Toxaphene Peak 5	Ave	21170450	27945845		1.32	1.00	32.0*	15.0

FORM VII
PESTICIDES CONTINUING CALIBRATION DATA

Lab Name: TestAmerica North Canton Job No.: 240-2499-1

SDG No.:

Lab Sample ID: CCV 240-14070/39 Calibration Date: 09/02/2011 08:58

Instrument ID: A2HP9 Calib Start Date: 09/01/2011 19:00

GC Column: CLP-1 ID: 0.53(mm) Calib End Date: 09/01/2011 21:07

Lab File ID: P9090139.D Conc. Units: ng/uL

ANALYTE	CURVE TYPE	AVE CF	CF	MIN CF	CALC AMOUNT	SPIKE AMOUNT	%D	MAX %D
alpha-BHC	Ave	1479501433	1732734640		0.0293	0.0250	17.1*	15.0
gamma-BHC (Lindane)	Ave	1162050603	1419872520		0.0305	0.0250	22.2*	15.0
beta-BHC	Ave	494528461	587656680		0.0297	0.0250	18.8*	15.0
delta-BHC	Ave	1085726190	1256589360		0.0289	0.0250	15.7*	15.0
Heptachlor	Ave	1016404003	1148272800		0.0282	0.0250	13.0	15.0
Aldrin	Ave	1419611008	1639692160		0.0289	0.0250	15.5*	15.0
Heptachlor epoxide	Ave	1069391777	1276935200		0.0299	0.0250	19.4*	15.0
gamma-Chlordane	Ave	1104697082	1310834360		0.0297	0.0250	18.7*	15.0
alpha-Chlordane	Ave	1122516121	1332698800		0.0297	0.0250	18.7*	15.0
Endosulfan I	Ave	938167815	1144473760		0.0305	0.0250	22.0*	15.0
4,4'-DDE	Ave	1170751889	1436116800		0.0307	0.0250	22.7*	15.0
Dieldrin	Ave	1073348727	1275483160		0.0297	0.0250	18.8*	15.0
Endrin	Lin1		1050913680		0.0308	0.0250	23.2*	15.0
4,4'-DDD	Ave	620196900	833655760		0.0336	0.0250	34.4*	15.0
Endosulfan II	Ave	887179368	1009077800		0.0284	0.0250	13.7	15.0
4,4'-DDT	Lin1		648928160		0.0299	0.0250	19.6*	15.0
Endrin aldehyde	Ave	584543996	686550000		0.0294	0.0250	17.5*	15.0
Methoxychlor	Ave	265906830	338999080		0.0319	0.0250	27.5*	15.0
Endosulfan sulfate	Ave	696639818	829854560		0.0298	0.0250	19.1*	15.0
Endrin ketone	Ave	771093167	912283400		0.0296	0.0250	18.3*	15.0
Tetrachloro-m-xylene	Ave	1215928827	1277391000		0.0263	0.0250	5.1	15.0
DCB Decachlorobiphenyl	Ave	832258028	1003347120		0.0301	0.0250	20.6*	15.0

FORM VII
PESTICIDES CONTINUING CALIBRATION DATA

Lab Name: TestAmerica North Canton Job No.: 240-2499-1

SDG No.:

Lab Sample ID: CCV 240-14070/39 Calibration Date: 09/02/2011 08:58

Instrument ID: A2HP9 Calib Start Date: 09/01/2011 19:00

GC Column: CLP-2 ID: 0.53(mm) Calib End Date: 09/01/2011 21:07

Lab File ID: P9090139.D Conc. Units: ng/uL

ANALYTE	CURVE TYPE	AVE CF	CF	MIN CF	CALC AMOUNT	SPIKE AMOUNT	%D	MAX %D
alpha-BHC	Ave	1386283837	1613108280		0.0291	0.0250	16.4*	15.0
gamma-BHC (Lindane)	Ave	1092071477	1307264920		0.0299	0.0250	19.7*	15.0
beta-BHC	Ave	486364308	580357440		0.0298	0.0250	19.3*	15.0
delta-BHC	Ave	980761172	1228918080		0.0313	0.0250	25.3*	15.0
Heptachlor	Ave	904513987	1006423280		0.0278	0.0250	11.3	15.0
Aldrin	Ave	1174017848	1337327080		0.0285	0.0250	13.9	15.0
Heptachlor epoxide	Lin1		1091779480		0.0301	0.0250	20.4*	15.0
gamma-Chlordane	Ave	933332729	1090075480		0.0292	0.0250	16.8*	15.0
alpha-Chlordane	Ave	920416507	1076890920		0.0293	0.0250	17.0*	15.0
Endosulfan I	Ave	785939659	926131080		0.0295	0.0250	17.8*	15.0
4,4'-DDE	Ave	918627478	1095667960		0.0298	0.0250	19.3*	15.0
Dieldrin	Ave	858081361	1000933680		0.0292	0.0250	16.6*	15.0
Endrin	Ave	699519633	805074720		0.0288	0.0250	15.1*	15.0
4,4'-DDD	Ave	512345945	663573680		0.0324	0.0250	29.5*	15.0
Endosulfan II	Ave	711240123	806787600		0.0284	0.0250	13.4	15.0
4,4'-DDT	Ave	414962998	484839200		0.0292	0.0250	16.8*	15.0
Endrin aldehyde	Ave	466979076	516510120		0.0277	0.0250	10.6	15.0
Endosulfan sulfate	Ave	549168878	666961840		0.0304	0.0250	21.4*	15.0
Methoxychlor	Ave	196958232	229863960		0.0292	0.0250	16.7*	15.0
Endrin ketone	Ave	589168586	687287920		0.0292	0.0250	16.7*	15.0
Tetrachloro-m-xylene	Ave	1100287313	1147682840		0.0261	0.0250	4.3	15.0
DCB Decachlorobiphenyl	Ave	662045200	773088240		0.0292	0.0250	16.8*	15.0

Ravenna, OH Data Review Checklist

Project Number: 030240.0006
Sample Event: July 2011
Data Reviewer/Date: Angye Dragotta/ September 25, 2011

SDG: 240-2499-1 R0
Analysis: SW846 8082

Review Questions:	Yes	No	N/A	Comments	Qual/Criteria
1. Did Chain-of-Custody information agree with laboratory report?	✓				
2. Were samples preserved properly and received in good condition?	✓			.	QAPP Table 4-2
3. Were holding times met?	✓				QAPP Table 4-2 J/UJ/R
4. Were sample storage requirements met?	✓				QAPP Table 4-2
5. Were QAPP specified PQLs achieved?	✓				QAPP Table 3-5
6. Were all QAPP-specified target analytes reported?	✓				QAPP Table 3-5
7. Does the initial calibration curve consist of 5 concentration levels of Aroclors 1016 and 1260?	✓			Instrument A2HP13; ICAL on 8/16/11 Stds = 0.05, 0.1, 0.2, 0.5, 1.0, 2.0	LCG Table 3 R
8. Was the % RSD ≤ 20%? Were the r^2s >0.990?	✓				LCG Table 3 RSD>20% or r<0.99= J/R
9. Was a MDL Level Verification performed once per quarter? Were all target analytes detected?	✓			3/9/11	LCG Table 3 R
10. Was a MRL Level Verification performed at the beginning and end of the sequence or every 12 hours? Were the results 70-130%	✓			8/17/11 @ 1715, 08/18/11 @ 0622	LCG Table 3 >130%=J; 65-70%=J/UJ; <65%=J/R
11. Was a second source (ICV) verification performed after the ICAL? Were results 85-115%?	✓			8/17/11 @0044	LCG Table 3 >115%=J; <80%=J/R 80-85%=J/UJ;
12. Were single standards of the other five Aroclors run to aid in pattern recognition and to determine a single point calibration factor?			✓	All other aroclors calibrated for.	Method 8082 Section 5.6.2
13. Was a CCV run every 12 hours?	✓				LCG Table 3

Ravenna, OH Data Review Checklist

Project Number: 030240.0006 **SDG:** 240-2499-1 R0
Sample Event: July 2011 **Analysis:** SW846 8082
Data Reviewer/Date: Angye Dragotta/ September 25, 2011

Review Questions:	Yes	No	N/A	Comments	Qual/Criteria
14. Was the % D ≤ 15 % for each analyte or the average %D across all analytes ≤ 15% with a maximum %D for each target analyte ≤30%?	✓			8/17/2011 @ 1700, 2259 8/18/11 @ 0128, 0343, 0607	LCG Table 3 D>30% (neg) =J/R D>30% (pos) =J
15. Was a method blank prepared and analyzed with each batch?	✓			Section checked by ADR	LCG Table 5
16. Were target analytes <1/2 the MRL?	✓				LCG Table 5 <5x = B
17. Was an equipment blank collected and analyzed?	✓				
18. Were target analytes in the field blank analyses (equipment) <1/2 the MRL?	✓			Section checked by ADR	<5x = B
19. Was an LCS prepared and analyzed with each batch?	✓				LCG Table 3
20. Were the LCS recoveries within limits specified in LCG Appendix C?	✓			Section checked by ADR	LCG Appendix C >UL=J; <30%=J/R LL-30%=J/UJ;
21. Was a MS/MSD pair prepared with each batch?	✓				LCG Table 3
22. Was the MS/MSD parent a Ravenna sample?	✓				
23. Were MS/MSD recoveries 50-150% and RPD ≤20%?	✓			Checked by ADR.	QAPP Table 3-2 Pj
24. Was the surrogate spiked into all samples?	✓				
25. Were surrogate recoveries 50-150%?		✓		The surrogate, DCB, recovered below control limits in sample FWGLL12mw-128c-1781-GW at 32%, FWGLL12mw-153c-1782-GW at 37%, FWGLL12mw-154c-1783-GW at 24%, , FWGLL12mw-184c-1786-GW at 45%, FWGLL12mw-186c-1788-GW at 41%, FWGLL12mw-242c-1792-GW and FWGLL12mw-243c-1793-GW at 33%, FWGLL12mw-245c-1795-GW at 47% and FWGLL12mw-DUP4-1802-GW at 31%.. The PCB results for samples FWGLL12mw-128c-1781-GW, FWGLL12mw-153c-1782-GW, FWGLL12mw-154c-1783-GW, FWGLL12mw-184c-1786-GW, FWGLL12mw-186c-1788-GW, FWGLL12mw-242c-1792-GW FWGLL12mw-243c-	LCG Table 3 >150%=J; 10-50%=J/UJ; <10%=R

Ravenna, OH Data Review Checklist

Project Number: 030240.0006
Sample Event: July 2011
Data Reviewer/Date: Angye Dragotta/ September 25, 2011

SDG: 240-2499-1 R0
Analysis: SW846 8082

Review Questions:	Yes	No	N/A	Comments	Qual/Criteria
				1793-GW, FWGLL12mw-245c-1795-GW and FWGLL12mw-DUP4-1802-GW, were qualified as estimated, "UJ".	
26. Was a field duplicate analyzed? Were the RPDs <30%?	✓				QAPP Table 3-2 RPD >30=J
27. Were all positive results verified by a second dissimilar column confirmation? Was the RPD ≤ 40?			✓	No detected concentrations were reported.	LCG Table 3 RPD>40=J
28. Were reported sample concentrations within calibration range?			✓	No detected concentrations were reported.	
29. Were laboratory-generated Quality Control Exception Reports issued? If yes, summarize contents.		✓			
30. Were lab comments included in report? If yes, summarize contents.		✓			

References:

Louisville Chemistry Guidelines (LCG), USACE June 2002 version 5; Section I "Chemical Analysis Criteria" Table 3 and Attachment A "Data Validation Guidelines:

Final Quality Assurance Project Plan (QAPP) Addendum for the Facility-Wide Groundwater Monitoring Program Ravenna Army Ammunition Plant, Ravenna, OH, Portage Environmental September 2004

Additional Comments:

Ravenna, OH Data Review Checklist

Project Number: 030240.0006
Sample Event: April 2011
Data Reviewer/Date: Angye Dragotta/ September 26, 2011

SDG: 240-2499-1 R0
Analysis: SW846 6010B/6020

Review Questions:	Yes	No	N/A	Comments	Qual/Criteria
1. Did Chain-of-Custody information agree with laboratory report?	✓				
2. Were samples preserved properly and received in good condition?	✓				QAPP Table 4-2
3. Were holding times met?	✓				QAPP Table 4-2 J/UJ/R
4. Were sample storage requirements met?	✓				QAPP Table 4-2
5. Were QAPP specified RLs achieved?	✓				QAPP Table 3-8
6. Were all QAPP-specified target analytes reported?	✓				QAPP Table 3-8
7. Did the initial calibration curve range include 3 standards and a blank?	✓				LCG Table 7 R
8. Was the ICAL performed daily?	✓				LCG Table 7 R
9. Was the correlation coefficient r≥0.995 for each analyte?	✓				LCG Table 7 R<0.995=J/R
10. Was a MDL Level Verification performed once per quarter with all target analytes detected?	✓			2/8/11 (I5) 2/9/11 (I8)	LCG Table 7 R
11. Was a MRL Level Verification performed at the beginning of the daily sequence? Were results 70-130%?	✓				LCG Table 7 >130%=J; 65-70%=J/UJ; <65%=J/R
12. Was the ICV (second source verification) analyzed after the ICAL?	✓				LCG Table 7
13. Were all analytes within 90-110% in the ICV?	✓				LCG Table 7 J>110%=J; 90-85%=J/UJ; <85%=J/R
14. Was the ICB analyzed after the ICV with results <1/2 the MRL?		✓		ICP The ICB analyzed 8/16/11 had potassium detected at 151ug/L. The potassium results for samples FWGEQUIPRinse3-1807-GW and FWGLL3mw-235c-1774-GF were qualified "U" as the detected concentrations were <5x the potassium contamination. ICPMS The ICB analyzed 8/23/11/11 had thallium detected at 0.319ug/L. All thallium results	LCG Table 7 < 5x = U

Project Number: 030240.0006 **SDG:** 240-2499-1 R0
Sample Event: April 2011 **Analysis:** SW846 6010B/6020
Data Reviewer/Date: Angye Dragotta/ September 26, 2011

Review Questions:	Yes	No	N/A	Comments	Qual/Criteria
				were qualified "U" as the detected concentrations were <5x the thallium contamination. No qualifications were made for ICP or ICPMS due to negative blanks greater than ½ MRL, since the LCG doesn't specifically address negative blank values.	
15. Were CCVs analyzed every 10 samples and at the end of the analytical sequence?	✓				LCG Table 7
16. Were CCV results within 90 to 110%?	✓				LCG Table 7 >110%=J, <85%=J/R 90-85%=J/UJ;
17. Were the CCBs run every 10 samples and at the end of the analytical sequence? Were results <1/2 the MRL?		✓		ICP The CCBs analyzed 8/16/11 had potassium detected from 151ug/L to 170ug/L, arsenic at 3.31ug/L and vanadium at 0.658ug/L. The potassium result for sample FWGEQUIPRinse1-1805-GW was qualified "U" as the detected concentration was <5x the potassium contamination. No qualifications were made vanadium or arsenic contamination as there were no detected concentration reported that were bracketed by the outlier CCBs. ICPMS The CCBs analyzed 8/23/11 had detected thallium from 0.487ug/L to 0. 552ug/L, sodium from 43.4ug/L to 50.2ug/L, iron from 28.7ug/L to 30.5ug/L and antimony from 0.188ug/L to 0.204ug/L. No additional qualifications were made for thallium other than those made for the ICB contamination. The antimony results for samples FWGLL3mw-235c-1774-GF, FWGLL12mw-245c-1795-GF, FWGLL12mw-DUP4-1802-GF, FWGLL12mw-243c-1793-GF, FWGLL12mw-128c-1781-GF and FWGLL12mw-088c-1788-GF were qualified "U" as the detected concentrations were <5x the blank contamination. The sodium result for sample FWGEQUIPRinse3-1807-GW was qualified "U" as the detected concentration was <5x the blank contamination. The iron result for sample FWGLL3mw-235c-1774-GF was qualified "U" as the detected concentration was <5x the blank contamination. No qualifications were made for ICP or ICPMS due to negative blanks greater than ½ MRL, since the LCG doesn't specifically address negative blank values.	LCG Table 7 <5x = U
18. Was an Interelement Check Standard run at the beginning of the analytical sequence?	✓				LCG Table 7
19. Was the ICS recovery within 80 to 120% of true value for each element of interest?	✓				LCG Table 7 >120%=J; 50-79%=J/UJ; <50%=Pj/R
21. Was a method blank prepared and analyzed with each batch?	✓				LCG Table 7

Ravenna, OH Data Review Checklist

Project Number: 030240.0006 **SDG:** 240-2499-1 R0
Sample Event: April 2011 **Analysis:** SW846 6010B/6020
Data Reviewer/Date: Angye Dragotta/ September 26, 2011

Review Questions:	Yes	No	N/A	Comments	Qual/Criteria
22. Were target analytes <1/2 the MRL in the method blank?	✓			ADR checked section; ICP-The method blank had potassium detected at 149ug/L. The potassium result for samples FWGEQUIPRinse3-1807-GW and FWGLL3mw-235c-1774-GF were qualified, "B". ICPMS- The method blank had thallium detected at 0.25ug/L and sodium at 8.5ug/L. The sodium result for sample FWGEQUIPRinse3-1807-GW was qualified, "B". All thallium results with the exception of sample FWGLL3mw-235c-1774-GF, were qualified, "B".	LCG Table 7 <5x = B
23. Was a field blank collected and analyzed?	✓				
24. Were target analytes reported in the field blank analyses >1/2 the MRL?	✓			ADR checked section; ICP- The equipment rinse, FWGEQUIPRinse3-1807-GW had arsenic detected at 3.8ug/L and potassium detected at 160ug/L. The potassium result for sample FWGLL3mw-235c-1774-GF and arsenic results for samples FWGLL3mw-235c-1774-GF, FWGLL12mw-245c-1795-GF, FWGLL12mw-DUP4-1802-GF, FWGLL12mw-243c-1793-GF, FWGLL12mw-186c-1788-GF, FWGLL12mw-184c-1786-GF, FWGLL12mw-154c-1783-GF, FWGLL12mw-153c-1782-GF and FWGLL12mw-088c-1788-GF were qualified, "B". ICPMS-The equipment rinse, FWGEQUIPRinse3-1807-GW had sodium detected at 14ug/L and thallium detected at 0.28ug/L. All thallium results with the exception FWGLL3mw-235c-1774-GF were qualified, "B".	<5x=B
25. Was a LCS prepared and analyzed with each batch?	✓				LCG Table 7
26. Were the LCS recoveries within limits specified in LCG Appendix C?	✓			Checked by ADR.	LCG Appendix C >UL=J; <60%=J/R 60%-LL= J/UJ;
27. Was a MS prepared with each batch?	✓				LCG Table 7
28. Was the MS and Lab Duplicate parent a Ravenna sample?	✓				
29. Were the MS recoveries within 75-125%?	✓				LCG Table 7 >125% = J 30% - 75% = J/UJ <30% = J/R
30. Was the lab sample duplicate RPD ≤20%?		✓		Checked by ADR. The lab duplicate analyzed on sample FWGLL12mw-088c-1778-GF was above control limits for thallium with an RPD of 82%. The lab duplicate analyzed on sample FWGLL12mw-128c-1771-GF was above control limits for thallium with an RPD of 99% and aluminum at 42%. All thallium and aluminum results were qualified as estimated, "J/UJ".	LCG Table 7 >20% = J

Ravenna, OH Data Review Checklist

Project Number: 030240.0006
Sample Event: April 2011
Data Reviewer/Date: Angye Dragotta/ September 26, 2011

SDG: 240-2499-1 R0
Analysis: SW846 6010B/6020

Review Questions:	Yes	No	N/A	Comments	Qual/Criteria
31. Was a Post Digestion Spike analyzed as needed? Were results within 75-125%?			✓	Matrix spike recoveries were within control limits.	LCG Table 7 >125%=J; 30-75%=J/UJ; <30%=R
32. Was a serial dilution performed as needed?	✓				
33. Was the 4 fold dilution within ± 10% of the original result?	✓				LCG Table 7 >10%=J
34. Was a field duplicate analyzed? Were the RPDs ± 30%?	✓			Checked by ADR.	QAPP Table 3-2 >30% = J
35. Were sample concentrations within calibration range?	✓				
36. Were laboratory-generated Quality Control Exception Reports issued? If yes, summarize contents.		✓			
37. Were lab comments included in report? If yes, summarize contents.	✓			See narrative.	

References:
Louisville Chemistry Guidelines (LCG), USACE June 2002 version 5; Section I "Chemical Analysis Criteria" Table 7 and Attachment A "Data Validation Guidelines:
Final Quality Assurance Project Plan (QAPP) Addendum for the Facility-Wide Groundwater Monitoring Program Ravenna Army Ammunition Plant, Ravenna, OH, Portage Environmental September 2004

Ravenna, OH Data Review Checklist

Project Number: 030240.0006 **SDG:** 240-2499-1 R0
Sample Event: April 2011 **Analysis:** SW846 7470A
Data Reviewer/Date: Angye Dragotta/ September 26, 2011

Review Questions:	Yes	No	N/A	Comments	Qual/Criteria
1. Did Chain-of-Custody information agree with laboratory report?	✓				
2. Were samples preserved properly and received in good condition?	✓				QAPP Table 4-2
3. Were holding times met?	✓				QAPP Table 4-2 J/UJ/R
4. Were sample storage requirements met?	✓				QAPP Table 4-2
5. Were QAPP specified RLs achieved?	✓				QAPP Table 3.8
6. Were all QAPP-specified target analytes reported?	✓				QAPP Table 3-8
7. Did the initial calibration curve range include 5 standards and a blank?	✓				LCG Table 9 R
8. Was the correlation coefficient ≥ 0.995 for Hg?	✓				LCG Table 9 R<0.995=J/R
9. Was a MDL Level Verification performed once per quarter with all target analytes detected?	✓			2/8/11	LCG Table 9 R
10. Was a MRL Level Verification performed at the beginning of every daily analytical sequence with 70-130%?	✓				LCG Table 9 >130%=J; 70-65%=J/UJ; <65%=J/R
11. Was the ICV analyzed after the ICAL but before samples with recoveries between 80-120%?	✓				LCG Table 9 >120%=J; 80-75%=J/UJ; <75%=J/R
12. Was the ICB analyzed after the ICAL with results <1/2 the MRL?	✓			No qualifications were made due to negative blanks greater than ½ MRL, since the LCG doesn't specifically address negative blank values.	LCG Table 9 <5x = U
13. Were the CCVs analyzed every 10 samples and at the end of the analytical sequence?	✓				LCG Table 9
14. Were CCV results within 80 to 120%?	✓				LCG Table 9 >120%=J; 80-75%=J/UJ; <75%=J/R

Ravenna, OH Data Review Checklist

Project Number: 030240.0006
Sample Event: April 2011
Data Reviewer/Date: Angye Dragotta/ September 26, 2011

SDG: 240-2499-1 R0
Analysis: SW846 7470A

Review Questions:	Yes	No	N/A	Comments	Qual/Criteria
15. Were the CCBs analyzed every 10 samples and at the end of the analytical sequence? Were results <1/2 the MRL?	✓			No qualifications were made for due to negative blanks greater than ½ MRL, since the LCG doesn't specifically address negative blank values.	LCG Table 9 <5x = U
16. Was a method blank prepared and analyzed with each batch?	✓				LCG Table 9
17. Were target analytes detected in the method blank <1/2 the MRL?	✓				LCG Table 9 <5x = B
18. Was a field blank collected and analyzed?	✓				
19. Were target analytes reported in the field blank analyses at <1/2 the MRL?	✓				<5x=B
20. Was a LCS prepared and analyzed with each batch?	✓				LCG Table 9
21. Were the LCS recoveries within 80-120%?	✓			Checked by ADR.	LCG Table 9 J>120%=J; 50-79%=J/UJ; <50%=R
22. Was a MS prepared with each batch?	✓				LCG Table 9
23. Was the MS and Lab Duplicate parent sample a Ravenna sample?	✓				
24. Were the MS recoveries within 80-120%?	✓			Checked by ADR.	LCG Table 9 >125% = J 30% - 75% = J/UJ <30% = J/R
25. Was the Matrix Duplicate RPD ± 20%?	✓			Checked by ADR.	LCG Table 9 >20% = J
26. Was a field duplicate analyzed? Were the RPDs ± 30%?	✓				QAPP Table 3-2
27. Were sample concentrations within calibration range?	✓				
28. Were laboratory-generated Quality Control Exception Reports issued? If yes, summarize contents.		✓			

Ravenna, OH Data Review Checklist

Project Number: 030240.0006
Sample Event: April 2011
Data Reviewer/Date: Angye Dragotta/ September 26, 2011

SDG: 240-2499-1 R0
Analysis: SW846 7470A

Review Questions:	Yes	No	N/A	Comments	Qual/Criteria
29. Were lab comments included in report? If yes, summarize contents.		✓			

References:

Louisville Chemistry Guidelines (LCG), USACE June 2002 version 5; Section I "Chemical Analysis Criteria" Table 9 and Attachment A "Data Validation Guidelines:

Final Quality Assurance Project Plan (QAPP) Addendum for the Facility-Wide Groundwater Monitoring Program Ravenna Army Ammunition Plant, Ravenna, OH, Portage Environmental September 2004

Additional Comments:

3-IN
INSTRUMENT BLANKS
METALS

Lab Name: TestAmerica North Canton Job No.: 240-2499-1

SDG No.:

Concentration Units: ug/L

Analyte	RL	ICB 240-13124/6 08/23/2011 09:13		CCB 240-13124/121 08/23/2011 20:22		CCB 240-13124/131 08/23/2011 21:24		CCB 240-13124/143 08/23/2011 22:36	
		Found	C	Found	C	Found	C	Found	C
Aluminum	50	50	U	50	U	50	U	50	U
Antimony	2.0	2.0	U	0.195	J	0.192	J	0.188	J
Beryllium	1.0	1.0	U	1.0	U	1.0	U	1.0	U
Cadmium	0.50	0.50	U	0.50	U	0.50	U	0.50	U
Iron	50	50	U	29.7	J	28.7	J	30.3	J
Sodium	1000	1000	U	45.0	J	43.4	J	46.8	J
Thallium	1.0	0.319	J	0.492	J	0.533	J	0.487	J
Zinc	10	10	U	10	U	10	U	10	U

ICB
Tl <1.595
CL3-235-1774 Sb
12-245-1795 Sb
12-Dup 4-1802 Sb
12-154-1783
12-153-1782
Rinse 3-1807
3-234-1773
3-Dup 2-1800
12-246-1793 Sb
12-187-1785
12-242-1792
12-184-1786
3-238-1776
12-128-1781 Sb
12-88-1778 Sb
12-186-1784

R Sb <0.975
CCB <1.99

Italicized analytes were not requested for this sequence.

3-IN
INSTRUMENT BLANKS
METALS

Lab Name: TestAmerica North Canton Job No.: 240-2499-1

SDG No.:

Concentration Units: ug/L

Not Bracketing

Analyte	RL	CCB 240-13124/155 08/23/2011 23:44 Found	C	CCB 240-13124/164 08/24/2011 00:40 Found	C	Found	C	Found	C
Aluminum	50	50	U	50	U				
Antimony	2.0	0.204	J	0.328	J				
Beryllium	1.0	1.0	U	1.0	U				
Cadmium	0.50	0.50	U	0.136	J				
Iron	50	30.5	J	34.2	J				
Sodium	1000	50.2	J	57.4	J				
Thallium	1.0	0.540	J	0.552	J				
Zinc	10	10	U	10	U				

CCB Na < 387
EQUIPBlank 3

Fe < 171
LL3 235-1774

Italicized analytes were not requested for this sequence.

6-IN
DUPLICATES
METALS - TOTAL RECOVERABLE

Client ID: FWGLL12mw-128C-1781-GF DU
Lab ID: 240-2499-30 DU
Lab Name: TestAmerica North Canton
Job No.: 240-2499-1
SDG No.:
% Solids for Sample:
% Solids for Duplicate:
Matrix: Water
Concentration Units: ug/L

Analyte	Control Limit	Sample (S)	C	Duplicate (D)	C	RPD	Q	Method
Silver	5.0	5.0	U	5.0	U	NC		6010B
Arsenic	5.0	48		46.9		2.00		6010B
Barium	10	56		55.1		2.00		6010B
Calcium	1000	190000		189000		2.00		6010B
Cobalt	5.0	5.0	U	5.0	U	NC		6010B
Chromium	5.0	5.0	U	5.0	U	NC		6010B
Copper	5.0	5.0	U	5.0	U	NC		6010B
Potassium	1000	2200		2220		0.700		6010B
Magnesium	1000	120000		113000		2.00		6010B
Manganese	10	200		191		2.00		6010B
Nickel	10	10	U	10	U	NC		6010B
Lead	3.0	3.0	U	3.0	U	NC		6010B
Selenium	5.0	5.0	U	5.0	U	NC		6010B
Vanadium	10	10	U	10	U	NC		6010B
Aluminum	50	190		292		42.0		6020
Beryllium	1.0	1.0	U	1.0	U	NC		6020
Cadmium	0.50	0.50	U	0.50	U	NC		6020
Iron	50	5100		5200		2.00		6020
Antimony	2.0	0.28	J	2.0	U	NC		6020
Thallium	1.0	1.1		0.389	J	99.0		6020
Zinc	10	10	U	10	U	NC		6020
Sodium	1000	24000		25900		8.00		6020

Calculations are performed before rounding to avoid round-off errors in calculated results.

FORM VI-IN

6-IN
DUPLICATES
METALS - TOTAL RECOVERABLE

Client ID: FWGLL12mw-088C-1778-GF DU
Lab ID: 240-2499-32 DU
Lab Name: TestAmerica North Canton
Job No.: 240-2499-1
SDG No.:
% Solids for Sample:
% Solids for Duplicate:
Matrix: Water
Concentration Units: ug/L

Analyte	Control Limit	Sample (S)	C	Duplicate (D)	C	RPD	Q	Method
Silver	5.0	5.0	U	5.0	U	NC		6010B
Arsenic	5.0	13		14.6		10.0		6010B
Barium	10	360		357		2.00		6010B
Calcium	1000	160000		156000		2.00		6010B
Cobalt	5.0	5.0	U	5.0	U	NC		6010B
Chromium	5.0	5.0	U	5.0	U	NC		6010B
Copper	5.0	5.0	U	5.0	U	NC		6010B
Potassium	1000	2000		1970		2.00		6010B
Magnesium	1000	56000		54600		2.00		6010B
Manganese	10	420		416		2.00		6010B
Nickel	10	10	U	10	U	NC		6010B
Lead	3.0	3.0	U	3.0	U	NC		6010B
Selenium	5.0	5.0	U	5.0	U	NC		6010B
Vanadium	10	10	U	10	U	NC		6010B
Aluminum	50	22	J	22.6	J	3.00		6020
Beryllium	1.0	1.0	U	1.0	U	NC		6020
Cadmium	0.50	0.50	U	0.50	U	NC		6020
Iron	50	3900		3740		3.00		6020
Antimony	2.0	0.17	J	2.0	U	NC		6020
Thallium	1.0	1.2		0.522	J	82.0		6020
Zinc	10	10	U	10	U	NC		6020
Sodium	1000	13000		12400		2.00		6020

Calculations are performed before rounding to avoid round-off errors in calculated results.

FORM VI-IN

13-IN
ANALYSIS RUN LOG
METALS

Lab Name: TestAmerica North Canton Job No.: 240-2499-1

SDG No.:

Instrument ID: I8 Method: 6020

Start Date: 08/23/2011 08:42 End Date: 08/24/2011 01:53

Lab Sample ID	D/F	Type	Time	Analytes							
				Al	Be	Cd	Fe	Na	Sb	Tl	Zn
ZZZZZZ			16:49								
ZZZZZZ			16:55								
ZZZZZZ			17:02								
ZZZZZZ			17:09								
ZZZZZZ			17:14								
ZZZZZZ			17:19								
ZZZZZZ			17:24								
ZZZZZZ			17:31								
ZZZZZZ			17:38								
CCV 240-13124/94			17:43								
CCB 240-13124/95			17:50								
ZZZZZZ			17:56								
ZZZZZZ			18:03								
ZZZZZZ			18:10								
ZZZZZZ			18:17								
ZZZZZZ			18:24								
ZZZZZZ			18:29								
ZZZZZZ			18:34								
ZZZZZZ			18:39								
ZZZZZZ			18:44								
ZZZZZZ			18:50								
CCV 240-13124/106			18:55								
CCB 240-13124/107			19:02								
ZZZZZZ			19:07								
ZZZZZZ			19:12								
ZZZZZZ			19:18								
ZZZZZZ			19:23								
ZZZZZZ			19:28								
ZZZZZZ			19:34								
CCV 240-13124/114			19:39								
CCB 240-13124/115			19:46								
ICSA 240-13124/116	1		19:51	X	X	X	X	X	X	X	X
ICSAB 240-13124/117	1		19:56	X	X	X	X	X	X	X	X
CCV 240-13124/118			20:03								
CCB 240-13124/119			20:10								
CCV 240-13124/120	1		20:15	X	X	X	X	X	X	X	X
CCB 240-13124/121	1		20:22	X	X	X	X	X	X	X	X
MB 240-10947/1-A	1	R	20:28	X	X	X	X	X	X	X	X
LCS 240-10947/3-A	1	R	20:33	X	X	X	X	X	X	X	X
240-2499-30	1	R	20:40	X	X	X	X	X	X	X	X
240-2499-30 SD	5	R	20:47	X	X	X	X	X	X	X	X
240-2499-30 DU	1	R	20:52	X	X	X	X	X	X	X	X

13-IN
ANALYSIS RUN LOG
METALS

Lab Name: TestAmerica North Canton Job No.: 240-2499-1

SDG No.:

Instrument ID: I8 Method: 6020

Start Date: 08/23/2011 08:42 End Date: 08/24/2011 01:53

Lab Sample ID	D/F	Type	Time	Analytes							
				Al	Be	Cd	Fe	Na	Sb	Tl	Zn
240-2499-30 MS	1	R	20:58	X	X	X	X	X	X	X	X
240-2499-32	1	R	21:05	X	X	X	X	X	X	X	X
240-2499-32 DU	1	R	21:12	X	X	X	X	X	X	X	X
CCV 240-13124/130	1		21:17	X	X	X	X	X	X	X	X
CCB 240-13124/131	1		21:24	X	X	X	X	X	X	X	X
ZZZZZZ			21:29								
240-2499-32 MS	1	R	21:36	X	X	X	X	X	X	X	X
240-2499-3	1	R	21:43	X	X	X	X	X	X	X	X
240-2499-5	1	R	21:50	X	X	X	X	X	X	X	X
240-2499-7	1	R	21:57	X	X	X	X	X	X	X	X
240-2499-9	1	R	22:03	X	X	X	X	X	X	X	X
240-2499-11	1	R	22:08	X	X	X	X	X	X	X	X
240-2499-12	1	R	22:13	X	X	X	X	X	X	X	X
240-2499-15	1	R	22:18	X	X	X	X	X	X	X	X
240-2499-17	1	R	22:24	X	X	X	X	X	X	X	X
CCV 240-13124/142	1		22:29	X	X	X	X	X	X	X	X
CCB 240-13124/143	1		22:36	X	X	X	X	X	X	X	X
240-2499-19	1	R	22:41	X	X	X	X	X	X	X	X
240-2499-21	1	R	22:46	X	X	X	X	X	X	X	X
240-2499-23	1	R	22:52	X	X	X	X	X	X	X	X
240-2499-25	1	R	22:57	X	X	X	X	X	X	X	X
240-2499-27	1	R	23:02	X	X	X	X	X	X	X	X
240-2499-34	1	R	23:08	X	X	X	X	X	X	X	X
ZZZZZZ			23:13								
ZZZZZZ			23:18								
ZZZZZZ			23:25								
ZZZZZZ			23:32								
CCV 240-13124/154	1		23:37	X	X	X	X	X	X	X	X
CCB 240-13124/155	1		23:44	X	X	X	X	X	X	X	X
ZZZZZZ			23:50								
ZZZZZZ			23:55								
ZZZZZZ			00:02								
ZZZZZZ			00:09								
ZZZZZZ			00:14								
ZZZZZZ			00:19								
ZZZZZZ			00:26								
CCV 240-13124/163	1		00:33	X	X	X	X	X	X	X	X
CCB 240-13124/164	1		00:40	X	X	X	X	X	X	X	X
ZZZZZZ			00:46								
ZZZZZZ			00:53								
ZZZZZZ			01:00								
ZZZZZZ			01:07								

13-IN
ANALYSIS RUN LOG
METALS

Lab Name: TestAmerica North Canton Job No.: 240-2499-1

SDG No.:

Instrument ID: I5 Method: 6010B

Start Date: 08/16/2011 08:29 End Date: 08/17/2011 07:43

Lab Sample ID	D/F	Type	Time	Analytes																		
				Ag	As	Ba	Ca	Co	Cr	Cu	K	Mg	Mn	Ni	Pb	Se	V					
ZZZZZZ			12:31																			
ZZZZZZ			12:37																			
ZZZZZZ			12:43																			
ZZZZZZ			12:49																			
ZZZZZZ			12:55																			
ZZZZZZ			13:01																			
CCV 240-12336/49	1		13:07	X	X	X	X	X	X	X	X	X	X	X	X	X	X					
CCB 240-12336/50	1		13:12	X	X	X	X	X	X	X	X	X	X	X	X	X	X					
ZZZZZZ			13:21																			
ZZZZZZ			13:27																			
ZZZZZZ			13:33																			
ZZZZZZ			13:39																			
MB 240-10947/1-A	1	R	13:44	X	X	X	X	X	X	X	X	X	X	X	X	X	X					
LCS 240-10947/2-A	1	R	13:50	X	X	X	X	X	X	X	X	X	X	X	X	X	X					
240-2499-30	1	R	13:56	X	X	X	X	X	X	X	X	X	X	X	X	X	X					
240-2499-30 SD	5	R	14:02	X	X	X	X	X	X	X	X	X	X	X	X	X	X					
240-2499-30 DU	1	R	14:08	X	X	X	X	X	X	X	X	X	X	X	X	X	X					
240-2499-30 MS	1	R	14:14	X	X	X	X	X	X	X	X	X	X	X	X	X	X					
CCV 240-12336/61	1		14:19	X	X	X	X	X	X	X	X	X	X	X	X	X	X					
CCB 240-12336/62	1		14:25	X	X	X	X	X	X	X	X	X	X	X	X	X	X					
240-2499-32	1	R	14:31	X	X	X	X	X	X	X	X	X	X	X	X	X	X					
240-2499-32 DU	1	R	14:37	X	X	X	X	X	X	X	X	X	X	X	X	X	X					
240-2499-32 MS	1	R	14:43	X	X	X	X	X	X	X	X	X	X	X	X	X	X					
240-2499-3	1	R	14:49	X	X	X	X	X	X	X	X	X	X	X	X	X	X					
240-2499-5	1	R	14:55	X	X	X	X	X	X	X	X	X	X	X	X	X	X					
240-2499-7	1	R	15:00	X	X	X	X	X	X	X	X	X	X	X	X	X	X					
240-2499-9	1	R	15:06	X	X	X	X	X	X	X	X	X	X	X	X	X	X					
240-2499-11	1	R	15:12	X	X	X	X	X	X	X	X	X	X	X	X	X	X					
240-2499-12	1	R	15:18	X	X	X	X	X	X	X	X	X	X	X	X	X	X					
240-2499-15	1	R	15:24	X	X	X	X	X	X	X	X	X	X	X	X	X	X					
CCV 240-12336/73	1		15:30	X	X	X	X	X	X	X	X	X	X	X	X	X	X					
CCB 240-12336/74	1		15:35	X	X	X	X	X	X	X	X	X	X	X	X	X	X					
240-2499-17	1	R	15:41	X	X	X	X	X	X	X	X	X	X	X	X	X	X					
240-2499-19	1	R	15:47	X	X	X	X	X	X	X	X	X	X	X	X	X	X					
240-2499-21	1	R	15:53	X	X	X		X	X	X	X	X	X	X	X	X	X					
240-2499-23	1	R	15:59	X	X	X	X	X	X	X	X	X	X	X	X	X	X					
240-2499-25	1	R	16:05	X	X	X	X	X	X	X	X	X	X	X	X	X	X					
240-2499-27	1	R	16:11	X	X	X	X	X	X	X	X	X	X	X	X		X					
240-2499-34	1	R	16:16	X	X	X	X	X	X	X	X	X	X	X	X	X	X					
ZZZZZZ			16:22																			
ZZZZZZ			16:28																			
ZZZZZZ			16:34																			

13-IN
ANALYSIS RUN LOG
METALS

Lab Name: TestAmerica North Canton Job No.: 240-2499-1

SDG No.:

Instrument ID: I5 Method: 6010B

Start Date: 08/16/2011 08:29 End Date: 08/17/2011 07:43

Lab Sample ID	D/F	Type	Time	Analytes																		
				Ag	As	Ba	Ca	Co	Cr	Cu	K	Mg	Mn	Ni	Pb	Se	V					
CCV 240-12336/85	1		16:40	X	X	X	X	X	X	X	X	X	X	X	X	X	X					
CCB 240-12336/86	1		16:46	X	X	X	X	X	X	X	X	X	X	X	X	X	X					
CCV 240-12336/87	1		04:45	X	X	X	X	X	X	X	X	X	X	X	X	X	X					
CCB 240-12336/88	1		04:51	X	X	X	X	X	X	X	X	X	X	X	X	X	X					
240-2499-21	5	R	04:57				X															
CCV 240-12336/90	1		05:03	X	X	X	X	X	X	X	X	X	X	X	X	X	X					
CCB 240-12336/91	1		05:09 V1	X	X	X	X	X	X	X	X	X	X	X	X	X	X					
CCV 240-12336/92	1		07:18	X	X	X	X	X	X	X	X	X	X	X	X	X	X					
CCB 240-12336/93	1		07:25 AS	X	X	X	X	X	X	X	X	X	X	X	X	X	X					
240-2499-27	1	R	07:31													X						
CCV 240-12336/95	1		07:37	X	X	X	X	X	X	X	X	X	X	X	X	X	X					
CCB 240-12336/96	1		07:43	X	X	X	X	X	X	X	X	X	X	X	X	X	X					

Prep Types

R = Total Recoverable

3-IN
INSTRUMENT BLANKS
METALS

Lab Name: TestAmerica North Canton Job No.: 240-2499-1

SDG No.:

Concentration Units: ug/L

Analyte	RL	ICBIS 240-12336/8 08/16/2011 09:07		CCB 240-12336/50 08/16/2011 13:12		CCB 240-12336/62 08/16/2011 14:25		CCB 240-12336/74 08/16/2011 15:35	
		Found	C	Found	C	Found	C	Found	C
Arsenic	5.0	5.0	U	5.0	U	5.0	U	5.0	U
Barium	10	10	U	10	U	10	U	10	U
Calcium	1000	1000	U	1000	U	1000	U	1000	U
Chromium	5.0	5.0	U	5.0	U	5.0	U	5.0	U
Cobalt	5.0	5.0	U	5.0	U	5.0	U	5.0	U
Copper	5.0	5.0	U	5.0	U	5.0	U	5.0	U
Lead	3.0	3.0	U	3.0	U	3.0	U	3.0	U
Magnesium	1000	1000	U	1000	U	1000	U	1000	U
Manganese	10	10	U	10	U	10	U	10	U
Nickel	10	10	U	10	U	10	U	10	U
Potassium	1000	151	J	156	J	157	J	170	J
Selenium	5.0	5.0	U	5.0	U	5.0	U	5.0	U
Silver	5.0	5.0	U	5.0	U	5.0	U	5.0	U
Vanadium	10	10	U	10	U	10	U	10	U

ICB
K < 755
LL3-235-1774
EQUIP3
1807

Italicized analytes were not requested for this sequence.

3-IN
INSTRUMENT BLANKS
METALS

Lab Name: TestAmerica North Canton Job No.: 240-2499-1

SDG No.:

Concentration Units: ug/L

Analyte	RL	CCB 240-12336/86 08/16/2011 16:46		CCB 240-12336/88 08/17/2011 04:51		CCB 240-12336/91 08/17/2011 05:09		CCB 240-12336/93 08/17/2011 07:25	
		Found	C	Found	C	Found	C	Found	C
Arsenic	5.0	5.0	U	5.0	U	5.0	U	3.31	J
Barium	10	10	U	10	U	10	U	10	U
Calcium	1000	1000	U	1000	U	1000	U	1000	U
Chromium	5.0	5.0	U	5.0	U	5.0	U	5.0	U
Cobalt	5.0	5.0	U	5.0	U	5.0	U	5.0	U
Copper	5.0	5.0	U	5.0	U	5.0	U	5.0	U
Lead	3.0	3.0	U	3.0	U	3.0	U	3.0	U
Magnesium	1000	1000	U	1000	U	1000	U	1000	U
Manganese	10	10	U	10	U	10	U	10	U
Nickel	10	10	U	10	U	10	U	10	U
Potassium	1000	162	J	153	J	152	J	155	J
Selenium	5.0	5.0	U	5.0	U	5.0	U	5.0	U
Silver	5.0	5.0	U	5.0	U	5.0	U	5.0	U
Vanadium	10	10	U	10	U	0.658	J	10	U

Italicized analytes were not requested for this sequence.

3-IN
INSTRUMENT BLANKS
METALS

Lab Name: TestAmerica North Canton Job No.: 240-2499-1

SDG No.:

Concentration Units: ug/L

Analyte	RL	CCB 240-12336/96 08/17/2011 07:43							
		Found	C	Found	C	Found	C	Found	C
Arsenic	5.0	5.0	U						
Barium	10	10	U						
Calcium	1000	1000	U						
Chromium	5.0	5.0	U						
Cobalt	5.0	5.0	U						
Copper	5.0	5.0	U						
Lead	3.0	3.0	U						
Magnesium	1000	1000	U						
Manganese	10	10	U						
Nickel	10	10	U						
Potassium	1000	151	J						
Selenium	5.0	5.0	U						
Silver	5.0	5.0	U						
Vanadium	10	10	U						

Italicized analytes were not requested for this sequence.

Ravenna, OH Data Review Checklist

Project Number: 030240.0006
Sample Event: July 2011
Data Reviewer/Date: Angye Dragotta/ September 25, 2011

SDG: 240-2499-1 R0
Analysis: SW846 7196A

Review Questions:	Yes	No	N/A	Comments	QUAL/Criteria
1. Did Chain-of-Custody information agree with laboratory report?	✓				
2. Were samples preserved properly and received in good condition?	✓				
3. Were holding times met?	✓				J/UJ/R
4. Were sample storage requirements met?	✓				
5. Does the initial calibration curve consist of at least 3 standards and one blank?	✓				
6. Was a MRL Level Verification performed at the beginning of every daily sequence? Were results within 70-130%?		✓		MRL check not analyzed, however not required by the lab and LCG does not specifically address hexavalent chromium analysis. Sample results qualified as estimated, "UJ".	>130%=J; 65-70%=J/UJ; <65%=J/R
7. Was the ICB analyzed after the ICV with results <1/2 the MRL?	✓				< 5x = U
8. Was a CCV run at the beginning and end of the analytical sequence?	✓				
9. Were the CCV results 90-110%?	✓				>110%=J; <90%=J/UJ;
10. Was a method blank prepared and analyzed with each batch?	✓				
11. Were target analytes detected in the method blank?		✓		Checked by ADR.	LCG Table 10 <5x=B
12. Was a field blank collected and analyzed?	✓				
13. Were target analytes in the field blank analyses <1/2 the MRL?	✓				<5x=B
14. Was a field duplicate analyzed? Were the RPDs ≤30%?	✓			Checked by ADR.	>30% = J
15. Was an LCS prepared and analyzed with each batch?	✓				
16. Were the LCS recoveries within lab limits%?	✓			Checked by ADR.	>UL=J; <LL=J/UJ;
17. Was a MS prepared once per every 10 samples?	✓				LCG Table 10

Ravenna, OH Data Review Checklist

Project Number: 030240.0006
Sample Event: July 2011
Data Reviewer/Date: Angye Dragotta/ September 25, 2011

SDG: 240-2499-1 R0
Analysis: SW846 7196A

Review Questions:	Yes	No	N/A	Comments	QUAL/Criteria
18. Was the MS parent a Ravenna sample?	✓				
19. Were MS recoveries within lab limits%?		✓		The matrix spike analysis performed on sample FWGLL12mw-128c-1781-GW recovered below limits at 5%and the matrix spike duplicate at 6%. The hexavalent chromium results from this SDG were qualified as estimated, "UJ".	>UL=J; <LL=J/UJ;
20. Were reported sample concentrations within calibration range?	✓				
21. Were laboratory-generated Quality Control Exception Reports issued?		✓			
22. Were lab comments included in report? If yes, summarize contents.	✓				

References: Louisville Chemistry Guidelines (LCG), USACE June 2002 version 5; Section I "Chemical Analysis Criteria" Table 10 and Attachment A "Data Validation Guidelines: Final Quality Assurance Project Plan (QAPP) Addendum for the Facility-Wide Groundwater Monitoring Program Ravenna Army Ammunition Plant, Ravenna, OH, Portage Environmental September 2004

Ravenna, OH Data Review Checklist

Project Number: 030240.0006
Sample Event: July 2011
Data Reviewer/Date: Angye Dragotta/ September 26, 2011

SDG: 240-2499-1 R0
Analysis: SW846 8330 Explosives

Review Questions:	Yes	No	N/A	Comments	QUAL/Criteria
1. Did Chain-of-Custody information agree with laboratory report?	✓				
2. Were samples preserved properly and received in good condition?	✓				QAPP Table 4-2
3. Were holding times met?	✓				QAPP Table 4-2 J/UJ/R
4. Were sample storage requirements met?	✓				QAPP Table 4-2
5. Were QAPP specified PQLs achieved?	✓				QAPP Tale 3-7
6. Were all QAPP-specified target analytes reported?	✓				QAPP Table 3-7
7. Was a MDL Level Verification analyzed once per quarter with all target analytes detected?	✓			8/12/2011 LC10 8/13/2011 LC12	LCG Table 5 R
8. Was a MRL Level verification run at the beginning and end of every daily sequence or every 12 hours? Was the %D < 30%?		✓		An opening MRL check was not analyzed on the primary column and confirmation column did not have a closing MRL check. All explosives results were qualified as estimated, "UJ/J".	LCG Table 5 >30%=J
9. Does the initial calibration curve consist of 5 concentration levels? (6 stds for quadratic curves)	✓			LC10 7/23/11 LC12 8/8/2011 - 2-nitrotoluene co eluted with 4-nitrotoluene. LC12 is used for confirmation, so no qualification was made.	STL SOP Section 10.2, LCG R
10. Were all target analytes %RSD ≤ 20%? OR was the average RSD ≤ 20%?	✓				LCG Table 5 >20% RSD=J/R
11. If a linear regression curve was used, was the correlation coefficient r≥0.995? (0.990 for Quadratic curve).			✓		STL SOP Section 10.4, LCG R<0.99=-J/R
12. Was a second source verification (ICV) analyzed after the ICAL and all analytes 85-115%?	✓			LC10 7/23/11 @0101 LC12 8/9/11 @0315	STL SOP Section 9.9 >115%=J; 80-85%=J/UJ; <80%=J/R
13. Was a CCV run at least every 10 samples and at the end of the analytical run?	✓				STL SOP Section 10.9
14. Was the average %D (difference or drift) for all target analytes < 15%?	✓				LCG Table 5 D>15% (neg) = J/R D>15% (pos) = J
15. Was a method blank prepared and analyzed with each batch?	✓				LCG Attachment A Section 5.6
16. Were target analytes in the method blank <1/2 the MRL?	✓			Checked by ADR.	LCG Table 5 <5x = B

Ravenna, OH Data Review Checklist

Project Number: 030240.0006
Sample Event: July 2011
Data Reviewer/Date: Angye Dragotta/ September 26, 2011

SDG: 240-2499-1 R0
Analysis: SW846 8330 Explosives

Review Questions:	Yes	No	N/A	Comments	QUAL/Criteria
17. Was a field blank collected and analyzed?	✓				
18. Were target analytes in the field blank analyses < ½ the MRL?		✓		Checked by ADR. 1,3,5-trinitrobenzene was detected in FWGEQUIPRinse3-1807-GW at 0.055ug/L, 1,3-dinitrobenzene at 0.060ug/L and nitrobenzene at 0.088ug/L. No qualifications were made as the detected 1,3,5-trinitrobenzene, 1,3-dinitrobenzene and nitrobenzene results were>5x contamination.	<5x=B
19. Was a field duplicate analyzed? Were the RPDs ≤30%?	✓				QAPP Table 3-2 RPD >30=J
20. Were all positive results confirmed with a second column confirmation? Were the RPDs ≤ 40%?		✓		The confirmation column RPD was above control limits for RDX in sample FWGLL3mw-238c-1776-GW. The RDX result for sample FWGLL3mw-238c-1776-GW was qualified as estimated, "J".	LCG Table 5 RPD>40%=J
21. Was an LCS prepared and analyzed with each batch?	✓				STL SOP Section 9.6
22. Were the LCS recoveries within limits specified in LCG Appendix C?		✓		Checked by ADR. The nitroglycerine LCS recovered below control limits at 82%. The nitroglycerine results were qualified as estimated, "UJ".	LCG Appendix C <UL=J; 30-LL=J/UJ; <30%=J/R
23. Was a MS/MSD pair prepared with each batch?	✓				STL SOP Section 9.7
24. Was the MS/MSD parent a Ravenna sample?	✓				
25. Were MS/MSD recoveries 40-140% and RPD ≤20%?	✓				QAPP Table 3-2 Pj
27. Were reported sample concentrations within calibration range?	✓				
28. Were lab comments included in report? If yes, summarize contents.	✓			See narrative.	

References: Louisville Chemistry Guidelines (LCG), USACE June 2002 version 5; Section I "Chemical Analysis Criteria" Table 5 and Attachment A "Data Validation Guidelines,Final Quality Assurance Project Plan (QAPP) Addendum for the Facility-Wide Groundwater Monitoring Program Ravenna Army Ammunition Plant, Ravenna, OH, Portage Environmental September 2004 ,STL SOP SAC-LC-0009 Rev. 2.0- Determination of Nitroaromatic, Nitramines, and Specialty Explosives Based on Method 8330, SW-846.

TestAmerica West Sacramento
GC/LC INSTRUMENT LOG

Page# 01

Inst ID: LC10 Batch ID: 08162011
Method : Method 8330 Test : SOP WS-LC-0009
ICAL Date: See Calibration Report

Primary

Date	Time	Operator	Sample ID	File ID	Vol or Wt	Extract Vol	Diln	Comments
16-AUG-2011	18:54	VN	PRIMER	A-000001.	0 g	0 mL	1	
16-AUG-2011	19:34	VN	PRIMER	A-000002.	0 g	0 mL	1	
16-AUG-2011	20:14	VN	STD_06 11GCSV0350 8330 200ng/m	A-000003.	0 g	0 mL	1	
16-AUG-2011	20:54	VN	MLH5M1AA 1222049 MB	A-000004.	1000 mL	20 mL	1	
16-AUG-2011	21:34	VN	MLH5M1AC 1222049 LCS	A-000005.	1000 mL	20 mL	1	
16-AUG-2011	22:14	VN	MLFM21AA 1222049 G1H050492-1	A-000006.	975.09 mL	20 mL	1	
16-AUG-2011	22:54	VN	MLFM31AA 1222049 G1H050492-2	A-000007.	1033.29 mL	20 mL	1	
16-AUG-2011	23:34	VN	MLFM41AA 1222049 G1H050492-3	A-000008.	1016.11 mL	20 mL	1	
17-AUG-2011	00:14	VN	MLFM51AA 1222049 G1H050492-4	A-000009.	1005.95 mL	20 mL	1	
17-AUG-2011	00:54	VN	MLFM61AA 1222049 G1H050492-5	A-000010.	977.83 mL	20 mL	1	
17-AUG-2011	01:34	VN	MLFM71AA 1222049 G1H050492-6	A-000011.	1021.87 mL	20 mL	1	
17-AUG-2011	02:14	VN	MLFM81AA 1222049 G1H050492-7	A-000012.	1001.07 mL	20 mL	1	
17-AUG-2011	02:54	VN	MLFNA1AA 1222049 G1H050492-8	A-000013.	932.63 mL	20 mL	1	
17-AUG-2011	03:35	VN	STD_05 11GCSV0322 8330 100ng/m	A-000014.	0 g	0 mL	1	
17-AUG-2011	04:15	VN	MLFNC1AA 1222049 G1H050492-9	A-000015.	919.78 mL	20 mL	1	
17-AUG-2011	04:55	VN	MLFNE1AA 1222049 G1H050492-10	A-000016.	1028.53 mL	20 mL	1	
17-AUG-2011	05:35	VN	MLFNF1AA 1222049 G1H050492-11	A-000017.	946.5 mL	20 mL	1	
17-AUG-2011	06:15	VN	MLFNH1AA 1222049 G1H050492-12	A-000018.	987.63 mL	20 mL	1	
17-AUG-2011	06:55	VN	MLFNL1AA 1222049 G1H050492-13	A-000019.	1031.13 mL	20 mL	1	Not used - See 10X
17-AUG-2011	07:35	VN	MLFNP1AA 1222049 G1H050492-14	A-000020.	1027.71 mL	20 mL	1	
17-AUG-2011	08:16	VN	MLFNP1AF 1222049 G1H050492-14S	A-000021.	1033.8 mL	20 mL	1	
17-AUG-2011	08:56	VN	MLFNP1AG 1222049 G1H050492-14D	A-000022.	1023.54 mL	20 mL	1	
17-AUG-2011	09:36	VN	STD_05 11GCSV0322 8330 100ng/m	A-000023.	0 g	0 mL	1	
17-AUG-2011	10:17	VN	MLFNW1AA 1222049 G1H050492-15	A-000024.	934.42 mL	20 mL	1	
17-AUG-2011	10:57	VN	MLFNW1AF 1222049 G1H050492-15S	A-000025.	1022.28 mL	20 mL	1	
17-AUG-2011	11:38	VN	MLFNW1AG 1222049 G1H050492-15D	A-000026.	987.96 mL	20 mL	1	
17-AUG-2011	12:18	VN	MLFN01AA 1222049 G1H050492-16	A-000027.	1007.58 mL	20 mL	1	
17-AUG-2011	12:58	VN	MLJ6F1AA 1223082 MB	A-000028.	1000 mL	20 mL	1	
17-AUG-2011	13:38	VN	MLJ6P1AC 1223082 LCS	A-000029.	1000 mL	20 mL	1	
17-AUG-2011	14:18	VN	MLHC41AA 1223082 G1H090465-1	A-000030.	1012.73 mL	20 mL	1	
17-AUG-2011	14:59	VN	MLHC71AA 1223082 G1H090465-2	A-000031.	977.39 mL	20 mL	1	
17-AUG-2011	15:39	VN	MLHDF1AA 1223082 G1H090466-1	A-000032.	990.96 mL	20 mL	1	
17-AUG-2011	16:19	VN	MLHDH1AA 1223082 G1H090466-2	A-000033.	1001.33 mL	20 mL	1	
17-AUG-2011	16:59	VN	STD_05 11GCSV0322 8330 100ng/m	A-000034.	0 g	0 mL	1	
17-AUG-2011	17:40	VN	STD_MRL 11GCSV0201 8330 5-50ng	A-000035.	0 g	0 mL	1	
17-AUG-2011	18:20	VN	MLHDJ1AA 1223082 G1H090466-3	A-000036.	1009.65 mL	20 mL	1	
17-AUG-2011	19:00	VN	MLJQ11AA 1222148 MB	A-000037.	1000 mL	20 mL	1	
17-AUG-2011	19:40	VN	MLJQ11AC 1222148 LCS	A-000038.	1000 mL	20 mL	1	
17-AUG-2011	20:20	VN	MLJQ11AD 1222148 LCSD	A-000039.	1000 mL	20 mL	1	
17-AUG-2011	21:00	VN	MLF341AA 1222148 G1H080421-1	A-000040.	1023.24 mL	20 mL	1	
17-AUG-2011	21:41	VN	MLF381AA 1222148 G1H080421-2	A-000041.	1011 mL	20 mL	1	
17-AUG-2011	22:21	VN	MLF4A1AA 1222148 G1H080421-3	A-000042.	960.99 mL	20 mL	1	
17-AUG-2011	23:01	VN	MLJPG1AA 1222148 G1H080421-4	A-000043.	998.85 mL	20 mL	1	
17-AUG-2011	23:41	VN	MLFNL1AA 1222049 G1H050492-13	A-000044.	1031.13 mL	20 mL	10	
18-AUG-2011	00:21	VN	MLHDH1AA 1223082 G1H090466-2 5	A-000045.	1001.33 mL	20 mL	5	
18-AUG-2011	01:01	VN	STD_05 11GCSV0322 8330 100ng/m	A-000046.	0 g	0 mL	1	
18-AUG-2011	01:42	VN	STD_MRL 11GCSV0201 8330 5-50ng	A-000047.	0 g	0 mL	1	

JMM 8/18/11

TestAmerica West Sacramento
GC/LC INSTRUMENT LOG

Inst ID: LC12 Batch ID: 08152011
Method : Method 8330 Test : SOP WS-LC-0009
ICAL Date: See Calibration Report

Confirmation

Date	Time	Operator	Sample ID	File ID	Vol or Wt	Extract Vol	Diln	Comments
15-AUG-2011	16:09	VN	PRIMER	C-000001.	0 g	0 mL	1	
15-AUG-2011	17:14	VN	PRIMER	C-000002.	0 g	0 mL	1	
15-AUG-2011	18:19	VN	STD_06 11GCSV0350 8330 200-500	C-000003.	0 g	0 mL	1	
15-AUG-2011	19:25	VN	STD_MRL 11GCSV0201 8330 5-50ng	C-000004.	0 g	0 mL	1	
15-AUG-2011	20:30	VN	MLGX31AA 1221071 MB	C-000005.	1000 mL	20 mL	1	
15-AUG-2011	21:35	VN	MLGX31AD 1221071 PB	C-000006.	1000 mL	20 mL	1	
15-AUG-2011	22:40	VN	MLE3P1AA 1221071 G1H050412-1	C-000007.	986.44 mL	20 mL	1	
15-AUG-2011	23:46	VN	MLE3R1AA 1221071 G1H050412-2	C-000008.	1001.67 mL	20 mL	1	
16-AUG-2011	00:51	VN	MLE3T1AA 1221071 G1H050412-3	C-000009.	956.64 mL	20 mL	1	
16-AUG-2011	01:56	VN	MLE371AA 1221071 G1H050412-10	C-000010.	995.85 mL	20 mL	1	
16-AUG-2011	03:02	VN	MLE4M1AA 1221071 G1H050412-15	C-000011.	988.13 mL	20 mL	1	
16-AUG-2011	04:07	VN	STD_05 11GCSV0322 8330 100-200	C-000012.	0 g	0 mL	1	
16-AUG-2011	05:13	VN	STD_MRL 11GCSV0201 8330 5-50ng	C-000013.	0 g	0 mL	1	
16-AUG-2011	06:18	VN	MLK631AA 1224069 MB	C-000014.	2 g	40 mL	1	
16-AUG-2011	07:24	VN	MLH7P1AC 1224069 G1H100416-1	C-000015.	2.02 g	40 mL	1	
16-AUG-2011	08:29	VN	STD_05 11GCSV0322 8330 100-200	C-000016.	0 g	0 mL	1	
16-AUG-2011	09:35	VN	STD_06 E110811I METAB 8330 200	C-000017.	0 g	0 mL	1	
16-AUG-2011	10:41	VN	MLGFR1AA 1220136 MB	C-000018.	1000 mL	20 mL	1	
16-AUG-2011	11:46	VN	MLFPE1AA 1220136 G1H050497-4	C-000019.	983.68 mL	20 mL	1	
16-AUG-2011	12:52	VN	MLFPG1AA 1220136 G1H050497-6 1	C-000020.	985.71 mL	20 mL	1	
16-AUG-2011	13:57	VN	MLFPG2AA 1220136 G1H050497-6 1	C-000021.	985.71 mL	20 mL	10	
16-AUG-2011	15:02	VN	MLFPJ1AA 1220136 G1H050497-7 1	C-000022.	982.75 mL	20 mL	1	
16-AUG-2011	16:08	VN	MLFPJ2AA 1220136 G1H050497-7 1	C-000023.	982.75 mL	20 mL	10	
16-AUG-2011	17:13	VN	MLFPK1AA 1220136 G1H050497-8 1	C-000024.	1009.29 mL	20 mL	1	
16-AUG-2011	18:18	VN	STD_05 11GCSV0322 8330 100-200	C-000025.	0 g	0 mL	1	
16-AUG-2011	19:23	VN	STD_05 E110811H METAB 8330 100	C-000026.	0 g	0 mL	1	
16-AUG-2011	20:29	VN	MLFPK2AA 1220136 G1H050497-8 1	C-000027.	1009.29 mL	20 mL	10	
16-AUG-2011	21:34	VN	MLFPL1AA 1220136 G1H050497-9 1	C-000028.	987.4 mL	20 mL	1	
16-AUG-2011	22:39	VN	MLFPL2AA 1220136 G1H050497-9 1	C-000029.	987.4 mL	20 mL	10	
16-AUG-2011	23:45	VN	MLFPM1AA 1220136 G1H050497-10	C-000030.	985.61 mL	20 mL	1	
17-AUG-2011	00:50	VN	MLFPM2AA 1220136 G1H050497-10	C-000031.	985.61 mL	20 mL	20	
17-AUG-2011	01:55	VN	MLFPN1AA 1220136 G1H050497-11	C-000032.	998.4 mL	20 mL	1	
17-AUG-2011	03:01	VN	MLFPN2AA 1220136 G1H050497-11	C-000033.	998.4 mL	20 mL	10	
17-AUG-2011	04:06	VN	STD_05 11GCSV0322 8330 100-200	C-000034.	0 g	0 mL	1	
17-AUG-2011	05:12	VN	STD_05 E110811H METAB 8330 100	C-000035.	0 g	0 mL	1	
17-AUG-2011	06:17	VN	MLFPP1AA 1220136 G1H050497-12	C-000036.	997.65 mL	20 mL	1	
17-AUG-2011	07:22	VN	MLFPP2AA 1220136 G1H050497-12	C-000037.	997.65 mL	20 mL	2	
17-AUG-2011	08:28	VN	MLFPQ1AA 1220136 G1H050497-13	C-000038.	1013.43 mL	20 mL	1	
17-AUG-2011	09:33	VN	MLFPQ2AA 1220136 G1H050497-13	C-000039.	1013.43 mL	20 mL	10	
17-AUG-2011	10:39	VN	MLFPR1AA 1220136 G1H050497-14	C-000040.	1001.89 mL	20 mL	1	
17-AUG-2011	11:44	VN	MLFPR2AA 1220136 G1H050497-14	C-000041.	1001.89 mL	20 mL	2	
17-AUG-2011	12:50	VN	STD_05 11GCSV0322 8330 100-200	C-000042.	0 g	0 mL	1	
17-AUG-2011	13:56	VN	STD_05 E110811H METAB 8330 100	C-000043.	0 g	0 mL	1	
17-AUG-2011	15:01	VN	MLFPT1AA 1220136 G1H050497-15	C-000044.	986.98 mL	20 mL	1	
17-AUG-2011	16:06	VN	MLFPV1AA 1220136 G1H050497-16	C-000045.	995.29 mL	20 mL	1	
17-AUG-2011	17:12	VN	MLFPW1AA 1220136 G1H050497-17	C-000046.	1004.15 mL	20 mL	1	
17-AUG-2011	18:17	VN	MLFPX1AA 1220136 G1H050497-18	C-000047.	1011.12 mL	20 mL	1	
17-AUG-2011	19:23	VN	STD_05 11GCSV0322 8330 100-200	C-000048.	0 g	0 mL	1	
17-AUG-2011	20:28	VN	STD_05 E110811H METAB 8330 100	C-000049.	0 g	0 mL	1	
17-AUG-2011	21:33	VN	MLH5M1AA 1222049 MB	C-000050.	1000 mL	20 mL	1	

Sequence continued on next page

V.M 8/22/11

TestAmerica West Sacramento
GC/LC INSTRUMENT LOG

Page# 101

Confirmation

Page 2 of Batch 08152011 on Instrument LC12
For header information, refer to the first page of this batch's log.

Date	Time	Operator	Sample ID	File ID	Vol or Wt	Extract Vol	Diln	Comments
17-AUG-2011	22:39	VN	MLFM71AA 1222049 G1H050492-6	C-000051.	1021.87 mL	20 mL	1	
17-AUG-2011	23:44	VN	MLFM81AA 1222049 G1H050492-7	C-000052.	1001.07 mL	20 mL	1	
18-AUG-2011	00:50	VN	MLFNA1AA 1222049 G1H050492-8	C-000053.	932.63 mL	20 mL	1	
18-AUG-2011	01:55	VN	MLFNL1AA 1222049 G1H050492-13	C-000054.	1031.13 mL	20 mL	10	
18-AUG-2011	03:00	VN	STD_05 11GCSV0322 8330 100-200	C-000055.	0 g	0 mL	1	
18-AUG-2011	04:06	VN	MLJ6F1AA 1223082 MB	C-000056.	1000 mL	20 mL	1	
18-AUG-2011	05:11	VN	MLHC41AA 1223082 G1H090465-1	C-000057.	1012.73 mL	20 mL	1	
18-AUG-2011	06:17	VN	MLHDN1AA 1223082 G1H090466-2	C-000058.	1001.33 mL	20 mL	1	
18-AUG-2011	07:22	VN	MLHDH2AA 1223082 G1H090466-2 5	C-000059.	1001.33 mL	20 mL	5	
18-AUG-2011	08:28	VN	STD_05 11GCSV0322 8330 100-200	C-000060.	0 g	0 mL	1	

VM 08/22/11

Ravenna, OH Data Review Checklist

Project Number: 030240.0006
Sample Event: July 2011
Data Reviewer/Date: Angye Dragotta/ September 26, 2011

SDG: 240-2499-1 R0
Analysis: SW846 8330M Nitroguanadine

Review Questions:	Yes	No	N/A	Comments	QUAL/Criteria
1. Did Chain-of-Custody information agree with laboratory report?	✓				
2. Were samples preserved properly and received in good condition?	✓				QAPP Table 4-2
3. Were holding times met?	✓			Checked by ADR.	QAPP Table 4-2 J/UJ/R
4. Were sample storage requirements met?	✓				QAPP Table 4-2
5. Were QAPP specified PQLs achieved?	✓				QAPP Tale 3-7
6. Were all QAPP-specified target analytes reported?	✓				QAPP Table 3-7
7. Was a MDL Level Verification analyzed once per quarter with all target analytes detected?	✓			8/10/2011	LCG Table 5 R
8. Was a MRL Level verification run at the beginning and end of every daily sequence or every 12 hours? Was the %D < 30%?	✓				LCG Table 5 >30%=J
9. Does the initial calibration curve consist of 5 concentration levels? (6 stds for quadratic curves)	✓			Varian Star #1 ICAL: 1/24/11 Stds: 20, 50, 100, 200, 500, 1000	STL SOP Section 10.2, LCG R
10. Were all target analytes %RSD ≤ 20%? OR was the average RSD ≤ 20%?	✓				LCG Table 5 >20% RSD=J/R
11. If a linear regression curve was used, was the correlation coefficient r≥0.995? (0.990 for Quadratic curve)	✓			Linear fit used. No qualifications were made as r>0.995.	STL SOP Section 10.4, LCG R<0.99=-J/R
12. Was a second source verification (ICV) analyzed after the ICAL and all analytes 85-115%?	✓			1/24/11 @ 1328	STL SOP Section 9.9 >115%=J; 80-85%=J/UJ; <80%=J/R
13. Was a CCV run at least every 10 samples and at the end of the analytical run?	✓				STL SOP Section 10.9
14. Was the average %D (difference or drift) for all target analytes < 15%?	✓				LCG Table 5 D>15% (neg) = J/R D>15% (pos) = J
15. Was a method blank prepared and analyzed with each batch?	✓				LCG Attachment A Section 5.6
16. Were target analytes reported in the method blank <1/2 the MRL?	✓				LCG Table 5 <5x = B

Ravenna, OH Data Review Checklist

Project Number: 030240.0006
Sample Event: July 2011
Data Reviewer/Date: Angye Dragotta/ September 26, 2011

SDG: 240-2499-1 R0
Analysis: SW846 8330M Nitroguanadine

Review Questions:	Yes	No	N/A	Comments	QUAL/Criteria
17. Was a field blank collected and analyzed?	✓				
18. Were target analytes reported in the field blank analyses < ½ the MRL?	✓				<5x=B
19. Was a field duplicate analyzed? Were the RPDs ≤30%?	✓				QAPP Table 3-2 RPD >30=J
20. Were all positive results confirmed with a second column confirmation? Was the RPD ≤ 40%?			✓	No detections above the reporting limit.	LCG Table 5 RPD>40%=J
21. Was an LCS prepared and analyzed with each batch?	✓				STL SOP Section 9.6
22. Were the LCS recoveries within limits specified in LCG Appendix C?	✓				LCG Appendix C <UL=J; 30-LL=J/UJ; <30%=J/R
23. Was a MS/MSD pair prepared with each batch?	✓				STL SOP Section 9.7
24. Was the MS/MSD parent a Ravenna sample?	✓				
25. Were MS/MSD recoveries 40-140% and RPD ≤20%?	✓				QAPP Table 3-2 Pj
27. Were reported sample concentrations within calibration range?	✓				
28. Were laboratory-generated Quality Control Exception Reports issued? If yes, summarize contents.		✓			
29. Were lab comments included in report? If yes, summarize contents.		✓			

References: Louisville Chemistry Guidelines (LCG), USACE June 2002 version 5; Section I "Chemical Analysis Criteria" Table 5 and Attachment A "Data Validation Guidelines.

Final Quality Assurance Project Plan (QAPP) Addendum for the Facility-Wide Groundwater Monitoring Program Ravenna Army Ammunition Plant, Ravenna, OH, Portage Environmental September 2004

STL SOP SAC-LC-0010 "Determination of Nitroguanidine Based on Method 8330, SW-846" April 2007, revision 2.0

Additional Comments:

Ravenna, OH Data Review Checklist

Project Number: 030240.0006
Sample Event: July 2011
Data Reviewer/Date: Angye Dragotta/ September 26, 2011

SDG: 240-2499-1 Rev 0
Analysis: TAL SOP WS-WC-0050

Review Questions:	Yes	No	N/A	Comments	Qualifier
1. Did Chain-of-Custody information agree with laboratory report?	✓				
2. Were samples preserved properly and received in good condition?	✓				QAPP Table 4-2
3. Were holding times met?	✓				QAPP Table 4-2 J/UJ/R
4. Were sample storage requirements met?	✓				QAPP Table 4-2
5. Were QAPP specified RLs achieved?	✓				QAPP Table 3.7
6. Were all QAPP-specified target analytes reported?	✓				QAPP Table 3.7
7. Was Acetone used to extract the samples? Was the Acetone evaporated using Nitrogen?	✓				STL SOP Sections 11.4
8. Does the initial calibration curve consist of 5 concentration levels with the low standard near but > MDL?	✓			Instrument FS4; ICAL 8/18/11 Stds- 0, 0.05, 0.2, 0.4, 1, 2	STL SOP Section 10.2 R
9. Was the correlation coefficient >0.995?	✓				STL SOP Section 10.2
10. Was a MRL Level Verification run at the beginning and end of every daily sequence or every 12 hours? Was the %D <30%?	✓				LCG Table 5 >30%=J
11. Was a second source verification (ICV) analyzed after the ICAL? Were all analytes 90-110%?	✓				STL SOP Section 9.8, 10.3, LCG >110%=J; 90-85%=J/UJ; <85%=J/R
12. Was the ICB analyzed after the ICV with results <1/2 the MRL?	✓				STL SOP Section 9.8, LCG ,< 5x = U
13. Was a CCV run every 10 samples and at the end of the analytical run?	✓				STL SOP Section 10.4
14. Was the ICV and CCV a mid-level standard from the initial calibration curve?	✓				STL SOP Section 10.3.1
15. Were all CCV calibration analytes within 90-110%?	✓				STL SOP Section 10.4, LCG >110%=J; 85-90%=J/UJ; <85%=J/R
16. Was the ICB analyzed after the ICV with results <1/2 the MRL?	✓				STL SOP Section 10.4, LCG, < 5x = U

Ravenna, OH Data Review Checklist

Project Number: 030240.0006
Sample Event: July 2011
Data Reviewer/Date: Angye Dragotta/ September 26, 2011

SDG: 240-2499-1 Rev 0
Analysis: TAL SOP WS-WC-0050

Review Questions:	Yes	No	N/A	Comments	Qualifier
17. Was the Nitrocellulose assay available and/or analyzed to be within 10%?	✓				STL SOP Section 7.14.1, R
18. Was a method blank prepared and analyzed with each batch?	✓				
19. Were target analytes reported in the method blank <1/2 the MRL?	✓			ADR checked section.	STL SOP Section 9.4, LCG, <5x=B
20. Was a field blank collected and analyzed?	✓				
21. Were target analytes reported in the field blank analyses <1/2 the MRL?	✓				<5x=B
22. Was a field duplicate analyzed? Were the RPDs ≤30%?	✓			ADR checked section.	QAPP Table 3-2 RPD > 30% = J
23. Was an LCS prepared and analyzed with each batch? Was the LCS recovery within lab's in-house limits% (26-144%)?	✓				>UL%=J; 50-LL%=J/UJ; <50%=J/R
24. Was a MS/MSD pair prepared with each batch?	✓				
25. Was the MS/MSD parent a Ravenna sample?	✓				
26. Were MS/MSD recoveries 26-144% and RPD ≤20?	✓			ADR checked section.	Method EPA 353.2 Section 9.4.2 >UL%=J; <LL%=J/UJ; RPD>20%=J/UJ
27. Were sample concentrations within calibration range?	✓				
28. Were laboratory-generated Quality Control Exception Reports issued? If yes, summarize contents.		✓			
30. Were lab comments included in report? If yes, summarize contents.		✓			

References: *STL SOP SAC-WC-0050 "Preparation and Analysis of Nitrocellulose in Aqueous and Soil/Sediment Samples by Colorimetric Autoanalyzer", Jan 2007, rev. 2.0*

Louisville Chemistry Guidelines (LCG), USACE June 2002 version 5

Final Quality Assurance Project Plan (QAPP) Addendum for the Facility-Wide Groundwater Monitoring Program Ravenna Army Ammunition Plant, Ravenna, OH, Portage Environmental September 2004

Ravenna, OH Data Review Checklist

Project Number: 030240.0006
Sample Event: July 2011
Data Reviewer/Date: Angye Dragotta/ September 26, 2011

SDG: 240-2499-1 Rev 0
Analysis: EPA 353.2

Review Questions:	Yes	No	N/A	Comments	Qual/Crtieria
1. Did Chain-of-Custody information agree with laboratory report?	✓				
2. Were samples preserved properly and received in good condition?	✓				QAPP Table 4-2
3. Were holding times met?	✓				QAPP Table 4-2 J/UJ/R
4. Were sample storage requirements met?	✓				QAPP Table 4-2
5. Were QAPP specified RLs achieved?	✓				QAPP Table 3-9
6. Were all QAPP-specified target analytes reported?	✓				QAPP Table 3-9
7. Was the Linear Calibration Range verified using 3 standards and 1 blank? Was the ICV within 10% of the initial values?	✓				Method EPA 353.2 Section 9.2.2 J
8. Were the calibration standards verified by preparation and analysis of a Quality Control Sample? Were results within 10% of the stated values?	✓				Method EPA 353.2 Section 9.2.3 Pj
9. Was an Instrument Performance Check Solution (CCV) analyzed immediately following daily calibration, after every 10th sample, and at the end of the analytical sequence, with recoveries 90-110%?	✓				Method EPA 353.2 Section 9.3.4
10. Was a method blank prepared and analyzed with each batch?	✓				Method EPA 353.2 Section 9.3.1, 9.3.4
11. Were target analytes detected in the method blank or calibration blank >1/2 the MRL?		✓		ADR checked section;	LCG Attachment A Section 11, *<5x = B*
12. Was a field blank (trip or equipment) collected and analyzed at the required frequency stated in the site-specific FSP?	✓				
13. Were target analytes reported in the field blank analyses (trip or equipment) >1/2 the MRL?	✓			ADR checked section; Nitrate as N was detected in the field blank FWGEQUIPRinse3-1807-GW at 0.015mg/L. The nitrate as N results for samples FWGLL12mw-088c-1778-GW, FWGLL12mw-153c-1782-GW, FWGLL12mw-154c-1783-GW, FWGLL12mw-184c-1786-GW, FWGLL12mw-186c-1788-GW, FWGLL12mw-245c-1795-GW and FWGLL12mw-DUP4-1802-GW were qualified, "B".	*<5x=U*
14. Was a field duplicate analyzed? Were the RPDs acceptable?	✓				

Project Number: 030240.0006
Sample Event: July 2011
Data Reviewer/Date: Angye Dragotta/ September 26, 2011

SDG: 240-2499-1 Rev 0
Analysis: EPA 353.2

Review Questions:	Yes	No	N/A	Comments	Qual/Crtieria
15. Was an LCS prepared and analyzed with each batch? Was the LCS recovery within 90-110%?	✓			Only a LCS is required.	Method EPA 353.2 Section 9.3.3 J/UJ; <50%= R
16. Was a MS/MSD pair prepared with each batch?	✓				*Method EPA 353.2 Section 9.4.1*
17. Was the MS/MSD parent sample a Ravenna sample?	✓				
18. Were MS/MSD recoveries and RPD within acceptance criteria?		✓		ADR checked section. The matrix spike and duplicate recovered below control limits at 51% and 53%, for the spike analysis performed on sample FWGLL12mw-128C-1781-GW. The matrix spike and duplicate recovered below control limits at 82% and 81%, for the spike analysis performed on sample FWGLL12mw-088C-1778-GW . The nitrate-nitrite results were qualified as estimated. "UJ/J".	*Method EPA 353.2 Section 9.4.2 Pj*
19. Were sample concentrations within calibration range?	✓				
20. Were laboratory-generated Quality Control Exception Reports issued? If yes, summarize contents.		✓			
21. Were lab comments included in report? If yes, summarize contents.	✓				

References: Louisville Chemistry Guidelines (LCG), USACE June 2002 version 5

Final Quality Assurance Project Plan (QAPP) Addendum for the Facility-Wide Groundwater Monitoring Program Ravenna Army Ammunition Plant, Ravenna, OH, Portage Environmental September 2004

Additional Comments:

MATRIX SPIKE SAMPLE DATA REPORT

General Chemistry

Client Lot #...: G1H050492 Matrix.....: WATER
Date Sampled...: 08/03/11 Date Received..: 08/05/11

PARAMETER	SAMPLE AMOUNT	SPIKE AMT	MEASRD AMOUNT	UNITS	PERCNT RECVRY	RPD	METHOD	PREPARATION-ANALYSIS DATE	PREP BATCH #
Nitrate-Nitrite			WO#: MLFNP1AM-MS/MLFNP1AN-MSD				MS Lot-Sample #: G1H050492-014		
	0.077	1.00	0.585 N	mg/L	51		MCAWW 353.2	08/18/11	1230223
	0.077	1.00	0.603 N	mg/L	53	3.0	MCAWW 353.2	08/18/11	1230223
			Dilution Factor: 1						
Nitrate-Nitrite			WO#: MLFNW1AM-MS/MLFNW1AN-MSD				MS Lot-Sample #: G1H050492-015		
	0.037	1.00	0.856 N	mg/L	82		MCAWW 353.2	08/18/11	1230223
	0.037	1.00	0.849 N	mg/L	81	0.82	MCAWW 353.2	08/18/11	1230223
			Dilution Factor: 1						
Nitrocellulose			WO#: MLFNP1AH-MS/MLFNP1AJ-MSD				MS Lot-Sample #: G1H050492-014		
	ND	5.07	4.61	mg/L	91		TAL-SOP WS-WC	08/17-08/18/11	1229036
	ND	5.07	4.61	mg/L	91	0.0	TAL-SOP WS-WC	08/17-08/18/11	1229036
			Dilution Factor: 1						
Nitrocellulose			WO#: MLFNW1AH-MS/MLFNW1AJ-MSD				MS Lot-Sample #: G1H050492-015		
	ND	5.07	4.46	mg/L	88		TAL-SOP WS-WC	08/17-08/18/11	1229036
	ND	5.07	4.54	mg/L	90	1.8	TAL-SOP WS-WC	08/17-08/18/11	1229036
			Dilution Factor: 1						

NOTE(S):

Calculations are performed before rounding to avoid round-off errors in calculated results.

N Spiked analyte recovery is outside stated control limits.

Appendix 2

Overall Qualified Results

Analytical Method	Field Sample ID	Matrix	Sample Type	Analyte	RL	Lab Result	Unc / Error	Overall Qualifier	Units	Reason Code
SDG: 240-2444-1										
353.2	FWGEQUIPRINSE2-1806-GW	AQ	EB							
				Nitrate as N (NO3-N)	0.10	0.0080B		J	mg/L	Rl
353.2	FWGLL12mw-107C-1779-GW	AQ	N							
				Nitrate as N (NO3-N)	0.10	0.045B		J	mg/L	Ms, Rl
353.2	FWGLL12mw-113C-1780-GW	AQ	N							
				Nitrate as N (NO3-N)	0.10	0.27		J	mg/L	Ms
353.2	FWGLL12mw-182C-1784-GW	AQ	N							
				Nitrate as N (NO3-N)	0.10	0.11		J	mg/L	Ms
353.2	FWGLL12mw-183C-1785-GW	AQ	N							
				Nitrate as N (NO3-N)	0.10	0.029B		JB	mg/L	Eb, Ms
353.2	FWGLL12mw-185C-1787-GW	AQ	N							
				Nitrate as N (NO3-N)	0.10	0.66		J	mg/L	Ms
353.2	FWGLL12mw-244C-1794-GW	AQ	N							
				Nitrate as N (NO3-N)	0.10	0.26		J	mg/L	Ms
353.2	FWGLL12mw-246C-1796-GW	AQ	N							
				Nitrate as N (NO3-N)	0.10	0.035B		JB	mg/L	Eb, Ms
353.2	FWGLL12mw-DUP3-1801-GW	AQ	FD							
				Nitrate as N (NO3-N)	0.10	0.026B		JB	mg/L	Eb, Ms
6010B	FWGEQUIPRINSE2-1806-GW	AQ	EB							
				MANGANESE	10	0.43J B		B	ug/L	Mb
				Potassium	1000	160J B		UB	ug/L	Mb, Cb
6010B	FWGLL12mw-107C-1779-GF	AQ	N							
				COBALT	5.0	1.8J		J	ug/L	Rl

N = Normal Sample ***TB = Trip Blank***
FD = Field Duplicate ***FB = Field Blank***

Overall Qualified Results

Analytical Method	Field Sample ID	Matrix	Sample Type	Analyte	RL	Lab Result	Unc / Error	Overall Qualifier	Units	Reason Code
SDG: 240-2444-1										
6010B	FWGLL12mw-182C-1784-GF	AQ	N							
				NICKEL	10	4.1J		J	ug/L	Rl
6010B	FWGLL12mw-185C-1787-GF	AQ	N							
				NICKEL	10	6.8J		J	ug/L	Rl
6010B	FWGLL12mw-188C-1790-GF	AQ	N							
				ARSENIC	5.0	4.1J		J	ug/L	Rl
6010B	FWGLL12mw-DUP3-1801-GF	AQ	FD							
				COBALT	5.0	1.7J		J	ug/L	Rl
6010B	FWGLL1mw-063C-1809-GF	AQ	N							
				COBALT	5.0	3.2J		J	ug/L	Rl
6010B	FWGLL1mw-079C-1763-GF	AQ	N							
				BARIUM	10	6.8J		J	ug/L	Rl
6010B	FWGLL2mw-059C-1770-GF	AQ	N							
				NICKEL	10	8.5J		J	ug/L	Rl
				Potassium	1000	730J B		UB	ug/L	Mb, Eb, Cb
6010B	FWGLL2mw-060C-1771-GF	AQ	N							
				Potassium	1000	500J B		UB	ug/L	Mb, Eb, Cb
6010B	FWGLL2mw-265C-1772-GF	AQ	N							
				BARIUM	10	9.3J B		J	ug/L	Rl
				Potassium	1000	680J B		UB	ug/L	Mb, Eb, Cb
6020	FWGEQUIPRINSE2-1806-GW	AQ	EB							
				SODIUM	1000	19J B		UB	ug/L	Mb, Cb
				THALLIUM	1.0	0.25J		UJ	ug/L	Ld, Cb

N = Normal Sample ***TB = Trip Blank***
FD = Field Duplicate ***FB = Field Blank***

Overall Qualified Results

Analytical Method	Field Sample ID	Matrix	Sample Type	Analyte	RL	Lab Result	Unc / Error	Overall Qualifier	Units	Reason Code
SDG: 240-2444-1										
6020	FWGLL12mw-113C-1780-GF	AQ	N							
				ANTIMONY	2.0	0.74J		U	ug/L	Cb
				CADMIUM	0.50	0.23J		J	ug/L	Rl
				THALLIUM	1.0	1.1		UJB	ug/L	Eb, Ld, Cb
6020	FWGLL12mw-182C-1784-GF	AQ	N							
				ALUMINUM	50	30J		J	ug/L	Rl
				ZINC	10	2.5J		J	ug/L	Rl
6020	FWGLL12mw-183C-1785-GF	AQ	N							
				THALLIUM	1.0	0.18J B		UB	ug/L	Mb, Eb, Cb
6020	FWGLL12mw-185C-1787-GF	AQ	N							
				CADMIUM	0.50	0.23J		J	ug/L	Rl
				THALLIUM	1.0	0.15J B		UB	ug/L	Mb, Eb, Cb
6020	FWGLL12mw-188C-1790-GF	AQ	N							
				THALLIUM	1.0	0.39J		UJB	ug/L	Eb, Ld, Cb
6020	FWGLL12mw-244C-1794-GF	AQ	N							
				ANTIMONY	2.0	0.25J		U	ug/L	Cb
6020	FWGLL12mw-246C-1796-GF	AQ	N							
				THALLIUM	1.0	0.14J B		UB	ug/L	Mb, Eb, Cb
				ZINC	10	5.0J		J	ug/L	Rl
6020	FWGLL1mw-063C-1809-GF	AQ	N							
				IRON	50	30J		J	ug/L	Rl
				THALLIUM	1.0	0.25J B		UB	ug/L	Mb, Eb, Cb
6020	FWGLL1mw-079C-1763-GF	AQ	N							
				CADMIUM	0.50	0.26J		J	ug/L	Rl
				THALLIUM	1.0	0.14J B		UB	ug/L	Mb, Eb, Cb

N = Normal Sample ***TB = Trip Blank***
FD = Field Duplicate ***FB = Field Blank***

Overall Qualified Results

Analytical Method	Field Sample ID	Matrix	Sample Type	Analyte	RL	Lab Result	Unc / Error	Overall Qualifier	Units	Reason Code
SDG: 240-2444-1										
6020	FWGLL2mw-059C-1770-GF	AQ	N							
				THALLIUM	1.0	0.15J B		UB	ug/L	Mb, Eb, Cb
6020	FWGLL2mw-060C-1771-GF	AQ	N							
				ANTIMONY	2.0	0.18J		U	ug/L	Cb
6020	FWGLL2mw-265C-1772-GF	AQ	N							
				ANTIMONY	2.0	0.13J		U	ug/L	Cb
				THALLIUM	1.0	1.0		UJB	ug/L	Eb, Ld, Cb
7196A	FWGEQUIPRINSE2-1806-GW	AQ	EB							
				Hexavalent chromium	0.020	0.020U		UJ	mg/L	ProfJudg
7196A	FWGLL12mw-107C-1779-GF	AQ	N							
				Hexavalent chromium	0.020	0.020U		UJ	mg/L	ProfJudg
7196A	FWGLL12mw-113C-1780-GF	AQ	N							
				Hexavalent chromium	0.020	0.020U		UJ	mg/L	ProfJudg
7196A	FWGLL12mw-182C-1784-GF	AQ	N							
				Hexavalent chromium	0.020	0.020U		UJ	mg/L	ProfJudg
7196A	FWGLL12mw-183C-1785-GF	AQ	N							
				Hexavalent chromium	0.020	0.020U		UJ	mg/L	ProfJudg
7196A	FWGLL12mw-185C-1787-GF	AQ	N							
				Hexavalent chromium	0.020	0.020U		UJ	mg/L	ProfJudg
7196A	FWGLL12mw-188C-1790-GF	AQ	N							
				Hexavalent chromium	0.020	0.020U		UJ	mg/L	ProfJudg
7196A	FWGLL12mw-244C-1794-GF	AQ	N							
				Hexavalent chromium	0.020	0.020U		UJ	mg/L	ProfJudg

N = Normal Sample ***TB = Trip Blank***
FD = Field Duplicate ***FB = Field Blank***

Overall Qualified Results

Analytical Method	Field Sample ID	Matrix	Sample Type	Analyte	RL	Lab Result	Unc / Error	Overall Qualifier	Units	Reason Code
SDG: 240-2444-1										
7196A	FWGLL12mw-246C-1796-GF	AQ	N							
				Hexavalent chromium	0.020	0.020U		UJ	mg/L	ProfJudg
7196A	FWGLL12mw-DUP3-1801-GF	AQ	FD							
				Hexavalent chromium	0.020	0.020U		UJ	mg/L	ProfJudg
7196A	FWGLL1mw-063C-1809-GF	AQ	N							
				Hexavalent chromium	0.020	0.020U		UJ	mg/L	ProfJudg
7196A	FWGLL1mw-079C-1763-GF	AQ	N							
				Hexavalent chromium	0.020	0.020U		UJ	mg/L	ProfJudg
8081A	FWGLL12mw-107C-1779-GW	AQ	N							
				4,4'-DDT	0.029	0.034		J	ug/L	Fd, ProfJu
				BETA-BHC	0.029	0.010J		J	ug/L	Rl
				HEPTACHLOR	0.029	0.011J		J	ug/L	Rl
8081A	FWGLL12mw-113C-1780-GW	AQ	N							
				HEPTACHLOR	0.029	0.0080J		J	ug/L	Rl

Overall Qualified Results

Analytical Method	Field Sample ID	Matrix	Sample Type	Analyte	RL	Lab Result	Unc / Error	Overall Qualifier	Units	Reason Code
SDG: 240-2444-1										
8081A	FWGLL12mw-182C-1784-GW	AQ	N							
				4,4'-DDD	0.031	0.031U		UJ	ug/L	Surr
				4,4'-DDE	0.031	0.031U		UJ	ug/L	Surr
				4,4'-DDT	0.031	0.031U		UJ	ug/L	Surr
				ALDRIN	0.031	0.031U		UJ	ug/L	Surr
				ALPHA-BHC	0.031	0.031U		UJ	ug/L	Surr
				alpha-Chordane	0.031	0.031U		UJ	ug/L	Surr
				BETA-BHC	0.031	0.031U		UJ	ug/L	Surr
				DELTA-BHC	0.031	0.031U		UJ	ug/L	Surr
				DIELDRIN	0.031	0.031U		UJ	ug/L	Surr
				ENDOSULFAN I	0.026	0.026U		UJ	ug/L	Surr
				ENDOSULFAN II	0.026	0.026U		UJ	ug/L	Surr
				ENDOSULFAN SULFATE	0.031	0.031U		UJ	ug/L	Surr
				ENDRIN	0.031	0.031U		UJ	ug/L	Surr
				ENDRIN ALDEHYDE	0.031	0.031U		UJ	ug/L	Surr
				ENDRIN KETONE	0.031	0.031U		UJ	ug/L	Surr
				GAMMA-BHC	0.031	0.031U		UJ	ug/L	Surr
				GAMMA-CHLORDANE	0.031	0.031U		UJ	ug/L	Surr
				HEPTACHLOR	0.031	0.031U		UJ	ug/L	Surr
				HEPTACHLOR EPOXIDE	0.031	0.031U		UJ	ug/L	Surr
				METHOXYCHLOR	0.10	0.10U		UJ	ug/L	Surr
				TOXAPHENE	2.0	2.0U		UJ	ug/L	Surr

N = Normal Sample ***TB = Trip Blank***
FD = Field Duplicate ***FB = Field Blank***

Overall Qualified Results

Analytical Method	Field Sample ID	Matrix	Sample Type	Analyte	RL	Lab Result	Unc / Error	Overall Qualifier	Units	Reason Code
SDG: 240-2444-1										
8081A	FWGLL12mw-185C-1787-GW	AQ	N							
				4,4'-DDD	0.029	0.029U		UJ	ug/L	Surr
				4,4'-DDE	0.029	0.029U		UJ	ug/L	Surr
				4,4'-DDT	0.029	0.029U		UJ	ug/L	Surr
				ALDRIN	0.029	0.029U		UJ	ug/L	Surr
				ALPHA-BHC	0.029	0.029U		UJ	ug/L	Surr
				alpha-Chordane	0.029	0.029U		UJ	ug/L	Surr
				BETA-BHC	0.029	0.029U		UJ	ug/L	Surr
				DELTA-BHC	0.029	0.029U		UJ	ug/L	Surr
				DIELDRIN	0.029	0.029U		UJ	ug/L	Surr
				ENDOSULFAN I	0.024	0.024U		UJ	ug/L	Surr
				ENDOSULFAN II	0.024	0.024U		UJ	ug/L	Surr
				ENDOSULFAN SULFATE	0.029	0.029U		UJ	ug/L	Surr
				ENDRIN	0.029	0.029U		UJ	ug/L	Surr
				ENDRIN ALDEHYDE	0.029	0.029U		UJ	ug/L	Surr
				ENDRIN KETONE	0.029	0.029U		UJ	ug/L	Surr
				GAMMA-BHC	0.029	0.029U		UJ	ug/L	Surr
				GAMMA-CHLORDANE	0.029	0.029U		UJ	ug/L	Surr
				HEPTACHLOR	0.029	0.029U		UJ	ug/L	Surr
				HEPTACHLOR EPOXIDE	0.029	0.029U		UJ	ug/L	Surr
				METHOXYCHLOR	0.095	0.095U		UJ	ug/L	Surr
				TOXAPHENE	1.9	1.9U		UJ	ug/L	Surr

Overall Qualified Results

Analytical Method	Field Sample ID	Matrix	Sample Type	Analyte	RL	Lab Result	Unc / Error	Overall Qualifier	Units	Reason Code
SDG: 240-2444-1										
8081A	FWGLL12mw-188C-1790-GW	AQ	N							
				4,4'-DDD	0.029	0.029U		UJ	ug/L	Surr
				4,4'-DDE	0.029	0.029U		UJ	ug/L	Surr
				4,4'-DDT	0.029	0.029U		UJ	ug/L	Surr
				ALDRIN	0.029	0.029U		UJ	ug/L	Surr
				ALPHA-BHC	0.029	0.029U		UJ	ug/L	Surr
				alpha-Chordane	0.029	0.029U		UJ	ug/L	Surr
				BETA-BHC	0.029	0.029U		UJ	ug/L	Surr
				DELTA-BHC	0.029	0.029U		UJ	ug/L	Surr
				DIELDRIN	0.029	0.029U		UJ	ug/L	Surr
				ENDOSULFAN I	0.024	0.024U		UJ	ug/L	Surr
				ENDOSULFAN II	0.024	0.024U		UJ	ug/L	Surr
				ENDOSULFAN SULFATE	0.029	0.029U		UJ	ug/L	Surr
				ENDRIN	0.029	0.029U		UJ	ug/L	Surr
				ENDRIN ALDEHYDE	0.029	0.029U		UJ	ug/L	Surr
				ENDRIN KETONE	0.029	0.029U		UJ	ug/L	Surr
				GAMMA-BHC	0.029	0.029U		UJ	ug/L	Surr
				GAMMA-CHLORDANE	0.029	0.029U		UJ	ug/L	Surr
				HEPTACHLOR	0.029	0.029U		UJ	ug/L	Surr
				HEPTACHLOR EPOXIDE	0.029	0.029U		UJ	ug/L	Surr
				METHOXYCHLOR	0.095	0.095U		UJ	ug/L	Surr
				TOXAPHENE	1.9	1.9U		UJ	ug/L	Surr

N = Normal Sample ***TB = Trip Blank***
FD = Field Duplicate ***FB = Field Blank***

Overall Qualified Results

Analytical Method	Field Sample ID	Matrix	Sample Type	Analyte	RL	Lab Result	Unc / Error	Overall Qualifier	Units	Reason Code
SDG: 240-2444-1										
8081A	FWGLL12mw-244C-1794-GW	AQ	N							
				4,4'-DDD	0.032	0.032U		UJ	ug/L	Surr
				4,4'-DDE	0.032	0.032U		UJ	ug/L	Surr
				4,4'-DDT	0.032	0.032U		UJ	ug/L	Surr
				ALDRIN	0.032	0.032U		UJ	ug/L	Surr
				ALPHA-BHC	0.032	0.031J		J	ug/L	Surr, Rl
				alpha-Chordane	0.032	0.032U		UJ	ug/L	Surr
				BETA-BHC	0.032	0.032U		UJ	ug/L	Surr
				DELTA-BHC	0.032	0.032U		UJ	ug/L	Surr
				DIELDRIN	0.032	0.032U		UJ	ug/L	Surr
				ENDOSULFAN I	0.027	0.027U		UJ	ug/L	Surr
				ENDOSULFAN II	0.027	0.027U		UJ	ug/L	Surr
				ENDOSULFAN SULFATE	0.032	0.032U		UJ	ug/L	Surr
				ENDRIN	0.032	0.032U		UJ	ug/L	Surr
				ENDRIN ALDEHYDE	0.032	0.032U		UJ	ug/L	Surr
				ENDRIN KETONE	0.032	0.032U		UJ	ug/L	Surr
				GAMMA-BHC	0.032	0.032U		UJ	ug/L	Surr
				GAMMA-CHLORDANE	0.032	0.032U		UJ	ug/L	Surr
				HEPTACHLOR	0.032	0.032U		UJ	ug/L	Surr
				HEPTACHLOR EPOXIDE	0.032	0.032U		UJ	ug/L	Surr
				METHOXYCHLOR	0.11	0.11U		UJ	ug/L	Surr
				TOXAPHENE	2.1	2.1U		UJ	ug/L	Surr

Overall Qualified Results

Analytical Method	Field Sample ID	Matrix	Sample Type	Analyte	RL	Lab Result	Unc / Error	Overall Qualifier	Units	Reason Code
SDG: 240-2444-1										
8081A	FWGLL12mw-246C-1796-GW	AQ	N							
				4,4'-DDD	0.031	0.031U		UJ	ug/L	Surr
				4,4'-DDE	0.031	0.031U		UJ	ug/L	Surr
				4,4'-DDT	0.031	0.031U		UJ	ug/L	Surr
				ALDRIN	0.031	0.031U		UJ	ug/L	Surr
				ALPHA-BHC	0.031	0.031U		UJ	ug/L	Surr
				alpha-Chordane	0.031	0.031U		UJ	ug/L	Surr
				BETA-BHC	0.031	0.031U		UJ	ug/L	Surr
				DELTA-BHC	0.031	0.031U		UJ	ug/L	Surr
				DIELDRIN	0.031	0.031U		UJ	ug/L	Surr
				ENDOSULFAN I	0.026	0.026U		UJ	ug/L	Surr
				ENDOSULFAN II	0.026	0.026U		UJ	ug/L	Surr
				ENDOSULFAN SULFATE	0.031	0.031U		UJ	ug/L	Surr
				ENDRIN	0.031	0.031U		UJ	ug/L	Surr
				ENDRIN ALDEHYDE	0.031	0.031U		UJ	ug/L	Surr
				ENDRIN KETONE	0.031	0.031U		UJ	ug/L	Surr
				GAMMA-BHC	0.031	0.031U		UJ	ug/L	Surr
				GAMMA-CHLORDANE	0.031	0.031U		UJ	ug/L	Surr
				HEPTACHLOR	0.031	0.031U		UJ	ug/L	Surr
				HEPTACHLOR EPOXIDE	0.031	0.031U		UJ	ug/L	Surr
				METHOXYCHLOR	0.10	0.10U		UJ	ug/L	Surr
				TOXAPHENE	2.1	2.1U		UJ	ug/L	Surr

N = Normal Sample ***TB = Trip Blank***
FD = Field Duplicate ***FB = Field Blank***

Overall Qualified Results

Analytical Method	Field Sample ID	Matrix	Sample Type	Analyte	RL	Lab Result	Unc / Error	Overall Qualifier	Units	Reason Code
SDG: 240-2444-1										
8081A	FWGLL2mw-059C-1770-GW	AQ	N							
				4,4'-DDD	0.030	0.030U		UJ	ug/L	Surr
				4,4'-DDE	0.030	0.030U		UJ	ug/L	Surr
				4,4'-DDT	0.030	0.030U		UJ	ug/L	Surr
				ALDRIN	0.030	0.030U		UJ	ug/L	Surr
				ALPHA-BHC	0.030	0.030U		UJ	ug/L	Surr
				alpha-Chordane	0.030	0.030U		UJ	ug/L	Surr
				BETA-BHC	0.030	0.030U		UJ	ug/L	Surr
				DELTA-BHC	0.030	0.030U		UJ	ug/L	Surr
				DIELDRIN	0.030	0.030U		UJ	ug/L	Surr
				ENDOSULFAN I	0.025	0.025U		UJ	ug/L	Surr
				ENDOSULFAN II	0.025	0.025U		UJ	ug/L	Surr
				ENDOSULFAN SULFATE	0.030	0.030U		UJ	ug/L	Surr
				ENDRIN	0.030	0.030U		UJ	ug/L	Surr
				ENDRIN ALDEHYDE	0.030	0.030U		UJ	ug/L	Surr
				ENDRIN KETONE	0.030	0.030U		UJ	ug/L	Surr
				GAMMA-BHC	0.030	0.030U		UJ	ug/L	Surr
				GAMMA-CHLORDANE	0.030	0.030U		UJ	ug/L	Surr
				HEPTACHLOR	0.030	0.030U		UJ	ug/L	Surr
				HEPTACHLOR EPOXIDE	0.030	0.030U		UJ	ug/L	Surr
				METHOXYCHLOR	0.099	0.099U		UJ	ug/L	Surr
				TOXAPHENE	2.0	2.0U		UJ	ug/L	Surr

Overall Qualified Results

Analytical Method	Field Sample ID	Matrix	Sample Type	Analyte	RL	Lab Result	Unc / Error	Overall Qualifier	Units	Reason Code
SDG: 240-2444-1										
8081A	FWGLL2mw-265C-1772-GW	AQ	N							
				4,4'-DDD	0.035	0.035U		UJ	ug/L	Surr
				4,4'-DDE	0.035	0.035U		UJ	ug/L	Surr
				4,4'-DDT	0.035	0.035U		UJ	ug/L	Surr
				ALDRIN	0.035	0.035U		UJ	ug/L	Surr
				ALPHA-BHC	0.035	0.035U		UJ	ug/L	Surr
				alpha-Chordane	0.035	0.035U		UJ	ug/L	Surr
				BETA-BHC	0.035	0.035U		UJ	ug/L	Surr
				DELTA-BHC	0.035	0.035U		UJ	ug/L	Surr
				DIELDRIN	0.035	0.035U		UJ	ug/L	Surr
				ENDOSULFAN I	0.029	0.029U		UJ	ug/L	Surr
				ENDOSULFAN II	0.029	0.029U		UJ	ug/L	Surr
				ENDOSULFAN SULFATE	0.035	0.035U		UJ	ug/L	Surr
				ENDRIN	0.035	0.035U		UJ	ug/L	Surr
				ENDRIN ALDEHYDE	0.035	0.035U		UJ	ug/L	Surr
				ENDRIN KETONE	0.035	0.035U		UJ	ug/L	Surr
				GAMMA-BHC	0.035	0.035U		UJ	ug/L	Surr
				GAMMA-CHLORDANE	0.035	0.035U		UJ	ug/L	Surr
				HEPTACHLOR	0.035	0.035U		UJ	ug/L	Surr
				HEPTACHLOR EPOXIDE	0.035	0.035U		UJ	ug/L	Surr
				METHOXYCHLOR	0.12	0.12U		UJ	ug/L	Surr
				TOXAPHENE	2.3	2.3U		UJ	ug/L	Surr
8082	FWGLL12mw-113C-1780-GW	AQ	N							
				AROCLOR 1016	0.48	0.48U		UJ	ug/L	Surr
				AROCLOR 1221	0.48	0.48U		UJ	ug/L	Surr
				AROCLOR 1232	0.48	0.48U		UJ	ug/L	Surr
				AROCLOR 1242	0.48	0.48U		UJ	ug/L	Surr
				AROCLOR 1248	0.48	0.48U		UJ	ug/L	Surr
				AROCLOR 1254	0.48	0.48U		UJ	ug/L	Surr
				AROCLOR 1260	0.48	0.48U		UJ	ug/L	Surr

N = Normal Sample ***TB = Trip Blank***
FD = Field Duplicate ***FB = Field Blank***

Overall Qualified Results

Analytical Method	Field Sample ID	Matrix	Sample Type	Analyte	RL	Lab Result	Unc / Error	Overall Qualifier	Units	Reason Code
SDG: 240-2444-1										
8082	FWGLL12mw-185C-1787-GW	AQ	N							
				AROCLOR 1016	0.48	0.48U		UJ	ug/L	Surr
				AROCLOR 1221	0.48	0.48U		UJ	ug/L	Surr
				AROCLOR 1232	0.48	0.48U		UJ	ug/L	Surr
				AROCLOR 1242	0.48	0.48U		UJ	ug/L	Surr
				AROCLOR 1248	0.48	0.48U		UJ	ug/L	Surr
				AROCLOR 1254	0.48	0.48U		UJ	ug/L	Surr
				AROCLOR 1260	0.48	0.48U		UJ	ug/L	Surr
8082	FWGLL12mw-188C-1790-GW	AQ	N							
				AROCLOR 1016	0.48	0.48U		UJ	ug/L	Surr
				AROCLOR 1221	0.48	0.48U		UJ	ug/L	Surr
				AROCLOR 1232	0.48	0.48U		UJ	ug/L	Surr
				AROCLOR 1242	0.48	0.48U		UJ	ug/L	Surr
				AROCLOR 1248	0.48	0.48U		UJ	ug/L	Surr
				AROCLOR 1254	0.48	0.48U		UJ	ug/L	Surr
				AROCLOR 1260	0.48	0.48U		UJ	ug/L	Surr
8082	FWGLL12mw-246C-1796-GW	AQ	N							
				AROCLOR 1016	0.52	0.52U		UJ	ug/L	Surr
				AROCLOR 1221	0.52	0.52U		UJ	ug/L	Surr
				AROCLOR 1232	0.52	0.52U		UJ	ug/L	Surr
				AROCLOR 1242	0.52	0.52U		UJ	ug/L	Surr
				AROCLOR 1248	0.52	0.52U		UJ	ug/L	Surr
				AROCLOR 1254	0.52	0.52U		UJ	ug/L	Surr
				AROCLOR 1260	0.52	0.52U		UJ	ug/L	Surr

N = Normal Sample ***TB = Trip Blank***
FD = Field Duplicate ***FB = Field Blank***

Overall Qualified Results

Analytical Method	Field Sample ID	Matrix	Sample Type	Analyte	RL	Lab Result	Unc / Error	Overall Qualifier	Units	Reason Code
SDG: 240-2444-1										
8082	FWGLL2mw-059C-1770-GW	AQ	N							
				AROCLOR 1016	0.50	0.50U		UJ	ug/L	Surr
				AROCLOR 1221	0.50	0.50U		UJ	ug/L	Surr
				AROCLOR 1232	0.50	0.50U		UJ	ug/L	Surr
				AROCLOR 1242	0.50	0.50U		UJ	ug/L	Surr
				AROCLOR 1248	0.50	0.50U		UJ	ug/L	Surr
				AROCLOR 1254	0.50	0.50U		UJ	ug/L	Surr
				AROCLOR 1260	0.50	0.50U		UJ	ug/L	Surr
8260B	FWGEQUIPRINSE2-1806-GW	AQ	EB							
				2-BUTANONE	10	1.5J		J	ug/L	Rl
				2-HEXANONE	10	10U		UJ	ug/L	ProfJudg
				ACETONE	10	13		J	ug/L	ProfJudg
8260B	FWGLL12mw-107C-1779-GW	AQ	N							
				2-HEXANONE	10	10U		UJ	ug/L	ProfJudg
8260B	FWGLL12mw-113C-1780-GW	AQ	N							
				2-HEXANONE	10	10U		UJ	ug/L	ProfJudg
8260B	FWGLL12mw-182C-1784-GW	AQ	N							
				DIBROMOCHLOROMETHANE	1.0	1.0U		UJ	ug/L	ProfJudg
				METHYLENE CHLORIDE	2.0	2.0U		UJ	ug/L	ProfJudg
8260B	FWGLL12mw-183C-1785-GW	AQ	N							
				DIBROMOCHLOROMETHANE	1.0	1.0U		UJ	ug/L	ProfJudg
				METHYLENE CHLORIDE	2.0	2.0U		UJ	ug/L	ProfJudg
8260B	FWGLL12mw-185C-1787-GW	AQ	N							
				ACETONE	10	1.1J		B	ug/L	Eb
				DIBROMOCHLOROMETHANE	1.0	1.0U		UJ	ug/L	ProfJudg
				METHYLENE CHLORIDE	2.0	2.0U		UJ	ug/L	ProfJudg

N = Normal Sample ***TB = Trip Blank***
FD = Field Duplicate ***FB = Field Blank***

Overall Qualified Results

Analytical Method	Field Sample ID	Matrix	Sample Type	Analyte	RL	Lab Result	Unc / Error	Overall Qualifier	Units	Reason Code
SDG: 240-2444-1										
8260B	FWGLL12mw-188C-1790-GW	AQ	N							
				2-HEXANONE	10	10U		UJ	ug/L	ProfJudg
8260B	FWGLL12mw-244C-1794-GW	AQ	N							
				2-HEXANONE	10	10U		UJ	ug/L	ProfJudg
				ACETONE	10	1.9J		JB	ug/L	Tb, Eb, Pr
				BENZENE	1.0	0.22J		J	ug/L	Rl
8260B	FWGLL12mw-246C-1796-GW	AQ	N							
				2-HEXANONE	10	10U		UJ	ug/L	ProfJudg
8260B	FWGLL12mw-DUP3-1801-GW	AQ	FD							
				2-HEXANONE	10	10U		UJ	ug/L	ProfJudg
				ACETONE	10	1.4J		JB	ug/L	Tb, Eb, Pr
8260B	FWGLL1mw-063C-1809-GW	AQ	N							
				DIBROMOCHLOROMETHANE	1.0	1.0U		UJ	ug/L	ProfJudg
				METHYLENE CHLORIDE	2.0	2.0U		UJ	ug/L	ProfJudg
8260B	FWGLL1mw-079C-1763-GW	AQ	N							
				2-BUTANONE	10	0.60J		JB	ug/L	Eb, ProfJu
				DIBROMOCHLOROMETHANE	1.0	1.0U		UJ	ug/L	ProfJudg
				METHYLENE CHLORIDE	2.0	2.0U		UJ	ug/L	ProfJudg
8260B	FWGLL2mw-059C-1770-GW	AQ	N							
				BROMODICHLOROMETHANE	1.0	1.0U		UJ	ug/L	ProfJudg
				METHYLENE CHLORIDE	2.0	2.0U		UJ	ug/L	ProfJudg
8260B	FWGLL2mw-060C-1771-GW	AQ	N							
				2-HEXANONE	10	10U		UJ	ug/L	ProfJudg

N = Normal Sample ***TB = Trip Blank***
FD = Field Duplicate ***FB = Field Blank***

Overall Qualified Results

Analytical Method	Field Sample ID	Matrix	Sample Type	Analyte	RL	Lab Result	Unc / Error	Overall Qualifier	Units	Reason Code
SDG: 240-2444-1										
8260B	FWGLL2mw-265C-1772-GW	AQ	N							
				2-HEXANONE	10	10U		UJ	ug/L	ProfJudg
				ACETONE	10	2.4J		B	ug/L	Tb, Eb
				TRICHLOROETHENE	1.0	0.22J		J	ug/L	Rl
8260B	FWGTEAM1-TRIP	AQ	TB							
				DIBROMOCHLOROMETHANE	1.0	1.0U		UJ	ug/L	ProfJudg
				METHYLENE CHLORIDE	2.0	2.0U		UJ	ug/L	ProfJudg
8260B	FWGTEAM2-TRIP	AQ	TB							
				ACETONE	10	1.3J		J	ug/L	Rl
				DIBROMOCHLOROMETHANE	1.0	1.0U		UJ	ug/L	ProfJudg
				METHYLENE CHLORIDE	2.0	2.0U		UJ	ug/L	ProfJudg
8260B	FWGTEAM3-TRIP	AQ	TB							
				2-HEXANONE	10	10U		UJ	ug/L	ProfJudg
				ACETONE	10	1.1J		J	ug/L	Rl, ProfJud
8270C	FWGEQUIPRINSE2-1806-GW	AQ	EB							
				BENZYL ALCOHOL	4.8	0.81J		J	ug/L	Rl
8270C	FWGLL12mw-107C-1779-GW	AQ	N							
				BIS(2-ETHYLHEXYL) PHTHALATE	9.8	1.2J		J	ug/L	Rl
8270C	FWGLL12mw-183C-1785-GW	AQ	N							
				BIS(2-ETHYLHEXYL) PHTHALATE	10	0.89J		J	ug/L	Rl
8270C	FWGLL12mw-185C-1787-GW	AQ	N							
				BENZYL ALCOHOL	5.0	4.4J		J	ug/L	Rl
8270C	FWGLL12mw-246C-1796-GW	AQ	N							
				BIS(2-ETHYLHEXYL) PHTHALATE	10	1.6J		J	ug/L	Rl
8270C	FWGLL1mw-063C-1809-GW	AQ	N							
				BIS(2-ETHYLHEXYL) PHTHALATE	10	0.82J		J	ug/L	Rl

N = Normal Sample ***TB = Trip Blank***
FD = Field Duplicate ***FB = Field Blank***

Overall Qualified Results

Analytical Method	Field Sample ID	Matrix	Sample Type	Analyte	RL	Lab Result	Unc / Error	Overall Qualifier	Units	Reason Code
SDG: 240-2444-1										
8270C	FWGLL2mw-060C-1771-GW	AQ	N							
				BIS(2-ETHYLHEXYL) PHTHALATE	9.5	0.92J		J	ug/L	Rl
8270C	FWGLL2mw-265C-1772-GW	AQ	N							
				BIS(2-ETHYLHEXYL) PHTHALATE	10	0.93J		J	ug/L	Rl
8330	FWGEQUIPRINSE2-1806-GW	AQ	EB							
				1,3,5-TRINITROBENZENE	0.10	0.043J		J	ug/L	Rl
8330	FWGLL1mw-063C-1809-GW	AQ	N							
				1,3,5-TRINITROBENZENE	0.10	0.097J		B	ug/L	Eb
				1,3-DINITROBENZENE	0.10	0.085J		J	ug/L	Rl
8330	FWGLL1mw-079C-1763-GW	AQ	N							
				1,3,5-TRINITROBENZENE	0.099	0.038J		B	ug/L	Eb
				2,4-DINITROTOLUENE	0.099	0.052J		J	ug/L	Rl
8330	FWGLL2mw-059C-1770-GW	AQ	N							
				1,3-DINITROBENZENE	0.10	0.067J		J	ug/L	Rl
				HMX	0.10	0.095J		J	ug/L	Rl
				NITROBENZENE	0.10	0.11PG		J	ug/L	ProfJudg
WS-WC-0050	FWGEQUIPRINSE2-1806-GW	AQ	EB							
				Nitrocellulose	2.0	2.0U		UJ	mg/L	Ms
WS-WC-0050	FWGLL12mw-107C-1779-GW	AQ	N							
				Nitrocellulose	2.0	2.0U		UJ	mg/L	Ms
WS-WC-0050	FWGLL12mw-113C-1780-GW	AQ	N							
				Nitrocellulose	2.0	2.0U		UJ	mg/L	Ms
WS-WC-0050	FWGLL12mw-182C-1784-GW	AQ	N							
				Nitrocellulose	2.0	2.0U		UJ	mg/L	Ms

N = Normal Sample ***TB = Trip Blank***
FD = Field Duplicate ***FB = Field Blank***

Overall Qualified Results

Analytical Method	Field Sample ID	Matrix	Sample Type	Analyte	RL	Lab Result	Unc / Error	Overall Qualifier	Units	Reason Code
SDG: 240-2444-1										
WS-WC-0050	FWGLL12mw-183C-1785-GW	AQ	N	Nitrocellulose	2.0	2.0U		UJ	mg/L	Ms
WS-WC-0050	FWGLL12mw-185C-1787-GW	AQ	N	Nitrocellulose	2.0	0.58B		J	mg/L	Ms, Rl
WS-WC-0050	FWGLL12mw-188C-1790-GW	AQ	N	Nitrocellulose	2.0	2.0U		UJ	mg/L	Ms
WS-WC-0050	FWGLL12mw-244C-1794-GW	AQ	N	Nitrocellulose	2.0	2.0U		UJ	mg/L	Ms
WS-WC-0050	FWGLL12mw-246C-1796-GW	AQ	N	Nitrocellulose	2.0	2.0U		UJ	mg/L	Ms
WS-WC-0050	FWGLL12mw-DUP3-1801-GW	AQ	FD	Nitrocellulose	2.0	2.0U		UJ	mg/L	Ms
WS-WC-0050	FWGLL1mw-063C-1809-GW	AQ	N	Nitrocellulose	2.0	2.0U		UJ	mg/L	Ms
WS-WC-0050	FWGLL1mw-079C-1763-GW	AQ	N	Nitrocellulose	2.0	2.0U		UJ	mg/L	Ms
WS-WC-0050	FWGLL2mw-059C-1770-GW	AQ	N	Nitrocellulose	2.0	2.0U		UJ	mg/L	Ms
WS-WC-0050	FWGLL2mw-060C-1771-GW	AQ	N	Nitrocellulose	2.0	2.0U		UJ	mg/L	Ms
WS-WC-0050	FWGLL2mw-265C-1772-GW	AQ	N	Nitrocellulose	2.0	2.0U		UJ	mg/L	Ms

N = Normal Sample ***TB = Trip Blank***
FD = Field Duplicate ***FB = Field Blank***

APPENDIX E

INVESTIGATIVE DERIVED WASTE CHARACTERIZATION AND DISPOSAL PLANS

Ohio Environmental Protection Agency

John R. Kasich, Governor
Mary Taylor, Lt. Governor
Scott J. Nally, Director

September 1, 2011

RE: RAVENNA ARMY AMMUNITION PLANT
PORTAGE/TRUMBULL COUNTIES,
DRAFT, INVESTIGATION DERIVED
WASTE AND DISPOSAL PLAN, FWGWMP
JULY 2011 SAMPLING EVENT
267000859036

Mr. Mark Patterson
Installation Manager
Ravenna Army Ammunition Plant
8451 State Route 5
Ravenna, OH 44266

CERTIFIED MAIL
7008 3230 0003 5419 9260

Dear Mr. Patterson:

The Ohio Environmental Protection Agency (Ohio EPA) has received and reviewed the "Draft, Investigation-Derived Waste Characterization and Disposal Plan (IDW), for the Facility-Wide Groundwater Monitoring Program, July 2011 Sampling Event, at the Ravenna Army Ammunition Plant, Ravenna, OH" document. This document was received at Ohio EPA, Northeast District Office (NEDO), Division of Environmental Response and Revitalization (DERR), on September 1, 2011, and is dated August 30, 2011. The document was prepared for the U.S. Army Corps of Engineers (USACE) – Louisville District, by Environmental Quality Management, Inc. (EQM), under contract no. W912QR-04-D-0036.

The report is approved and Ohio EPA concurs that the IDW (groundwater and decontamination fluids) from the July 2011 Sampling Event may be disposed of as contaminated, non-hazardous waste and that it be sent off-site for disposal to a permitted water treatment facility.

If you have any questions, please call me at (330) 963-1207.

Sincerely,

VD:cln

Victoria Deppisch
Project Coordinator
Division of Environmental Response and Revitalization

ec: Eileen Mohr, Ohio EPA, NEDO, DERR
Mike Eberle, Ohio EPA, NEDO, DERR
Todd Fisher, Ohio EPA, NEDO, DERR
Justin Burke, Ohio EPA, CO, DERR
Maj. Ed Meade, OHARNG RTLS
Katie Tait, OHARNG RTLS
Glen Beckham, USACE Louisville
Mark Nichter, USACE Louisville
John Miller, EQM
Mark Krivansky, AEC

Northeast District Office
2110 East Aurora Road
Twinsburg, OH 44087-1924

330 | 963 1200
330 | 487 0769 (fax)
www.epa.ohio.gov

DRAFT

FACILITY-WIDE GROUNDWATER MONITORING PROGRAM

INVESTIGATION-DERIVED WASTE CHARACTERIZATION AND DISPOSAL PLAN JULY 2011 SAMPLING EVENT

RAVENNA ARMY AMMUNITION PLANT, RAVENNA, OHIO

MARC Contract Number W912QR-04-D-0036
Delivery Order No. 0006

Prepared for:

U.S. Army Corps of Engineers
600 Martin Luther King Jr. Place
Louisville, Kentucky 40202

Prepared by:

Environmental Quality Management, Inc.
1800 Carillon Boulevard
Cincinnati Ohio 45240

August 30, 2011

CONTENTS

CONTENTS i
TABLES i
APPENDICES i
ACRONYMS ii
1.0 INTRODUCTION 1
2.0 OPERATIONAL HISTORY AND WASTE GENERATION 1
3.0 MANAGEMENT OF ENVIRONMENTAL MEDIA 2
4.0 DISCUSSION OF ANALYTICAL RESULTS 2
5.0 RECOMMENDATIONS FOR DISPOSAL 3
5.1 Groundwater 3
5.2 Decontamination Fluids 3
5.3 Summary of Disposal Recommendations 4
6.0 REFERENCES 5

TABLES

Table 2.1 IDW Inventory of Drums 2
Table 5.1 Detected Analytical Results When Compared to USEPA Regulatory Characteristic Levels (40 CFR 261.20 – 24) 4
Table 5.2 Summary of Drum Containers, TCLP Criteria, and Disposal Recommendations 5

APPENDICES

Appendix 1 Investigation-Derived Waste Analytical Report

ACRONYMS

AOC	Area of Concern
EQM	Environmental Quality Management, Inc.
EPA	U.S. Environmental Protection Agency
IDW	Investigation-derived wastes
Ohio EPA	Ohio Environmental Protection Agency
PPE	Personal protective equipment
RCRA	Resource Conservation and Recovery Act
RVAAP	Ravenna Army Ammunition Plant
SAP	Sampling and Analysis Plan
SVOC	Semi-volatile organic compounds
TCLP	Toxicity Characteristic Leaching Procedure
USACE	US Army Corps of Engineers
VOC	Volatile organic compounds

1.0 INTRODUCTION

Investigative activities were conducted during the Facility Wide Groundwater Monitoring Program sampling events in July 2011 at the Ravenna Army Ammunition Plant (RVAAP), Ravenna, Ohio, resulting in the generation of investigation-derived wastes (IDW) consisting of purge-water and equipment decontamination water wastes. The IDW purge water was generated in the course of field activities at each well. The IDW decontamination waters were generated from the cleaning and decontamination activities for non-dedicated equipment needed to sample the wells. The purpose of this report is to characterize and classify the IDW for proper disposal. The report includes:

- A summary of the IDW generated and its origin,
- A review of the analytical results used for waste characterization,
- Classification of the IDW per the *Facility Wide Sampling and Analysis Plan*,
- Recommendations for disposal.

This document follows guidance established by the US Army Corps of Engineers (USACE) and the Ohio EPA regarding IDW disposition at RVAAP.

2.0 OPERATIONAL HISTORY AND WASTE GENERATION

Information regarding the operational history and suspected contaminants for the Facility Wide Groundwater Monitoring Program Plan is presented in Section 1.2 of the *Final Part 1- Sampling and Analysis Plan Addendum for the Facility-Wide Groundwater Monitoring Program Plan at the Ravenna Army Ammunition Plant, Ravenna, Ohio* (SAP Addendum) (Portage, 2004). Section 4.6 of the SAP Addendum describes procedures used for sampling and managing IDW at RVAAP.

Water (purged groundwater and decontamination water) IDW was generated during the August 2011 sampling event (36 wells). The purge water collected from the Areas of Concern (AOCs) sampled was stored in drums labeled for purge water disposal, as opposed to previous events where each AOC had its own drum. The decision to composite the purge water was decided in a telephone conference between M. Patterson (RVAAP), E. Mohr (OEPA) and V. Deppisch (OEPA) on January 16, 2008. Purge water was generated in accordance with the Facility Wide Sampling and Analysis Plan (SAP), Section 4.3.4.2 (SAIC, 2001) under the Micro-Purging criteria. Decontamination water was generated from the washing, rinsing, and decontamination procedures used for all non-dedicated sampling equipment. The decontamination water was stored in a drum separate from the purge water. These decontamination procedures are described in Section 4.3.8 Decontamination Procedures of the Facility Wide SAP.

The drum container label number, the type and size of drum container used, estimated volume within each drum, and the source of purge waste water or decontamination fluid is presented in Table 2.1 below.

Table 2.1. IDW Inventory of Drums

Drum Label	Drum Type & Size	Contents	Estimated Volume	Location/Source
EQM 2011-8	55 Gal. Steel	Purge Water	~50-gallons	LL1, LL2, LL3, and LL12
EQM 2011-9	55 Gal. Steel	Purge Water	~50-gallons	LL1, LL2, LL3, and LL12
EQM 2011-10	55 Gal. Steel	Decontamination/Rinse Water	~30-gallons	Equipment Rinse/Decontamination

3.0 MANAGEMENT OF ENVIRONMENTAL MEDIA

All environmental media were managed in a manner that minimized potential risk to human health and the environment. IDW was handled as nonhazardous material pending waste characterization and classification based on analytical results. The Facility-Wide SAP (SAIC, 2001) and the Final Part 1 Sampling and Analysis Plan (Portage, 2004) describe approved procedures used for containerizing and handling IDW.

All liquid indigenous (purged groundwater) IDW generated from each monitoring well micro-purging was placed into the 55-gallon drum as previously agreed upon by RVAAP, USACE and Ohio EPA. The purge water was transferred daily from each well location after sampling by closed-top 5-gallon buckets to the appropriately labeled 55-gallon drum located and staged inside Building 1036.

4.0 DISCUSSION OF ANALYTICAL RESULTS

Per Section 7.4 of the *Facility-Wide SAP* (2001), IDW Characterization and Classification for Disposal, all IDW indigenous wastes were characterized for disposal by taking composite samples collected from each of the segregated waste streams. There were only two segregated waste streams that needed to be investigated: one for the purge water generated, and one for the decontamination procedures. Each waste stream had a composite sample taken by using a "drum thief" until a total of approximately 4 liters was withdrawn in equal amounts from all drums of that particular waste stream. Each waste stream composite sample was submitted to TestAmerica Laboratories, North Canton for full toxicity characteristic leaching procedure (TCLP) analysis using the following methods in accordance with the Facility-Wide SAP (SAIC, 2001):

- TCLP Mercury by SW846 1311/7470A
- TCLP Metals (Silver, arsenic, barium, cadmium, chromium, lead, and selenium) by SW846 1311/6010B
- TCLP Semi-volatile organic compounds (SVOCs) by SW846 1311/8270C
- TCLP Volatile organic compounds (VOCs) by SW846 1311/8260B
- Reactive Cyanide by SW846 7.3.3

- Reactive Sulfide by SW846 7.3.4
- Flash Point by SW846 1010
- pH by SW846 9040B

A trip blank was submitted with the samples and analyzed for Volatile Organic Compounds. The IDW analytical results are presented in Appendix 1.

5.0 RECOMMENDATIONS FOR DISPOSAL

Table 7-1 in the *Facility-Wide SAP* (SAIC, 2001) presents all the maximum concentration of contaminants for the toxicity characteristic for hazardous wastes as per 40 CFR 261.24. Analytical results for the July 2011 groundwater sampling event's IDW were compared against these criteria to determine whether waste streams generated were potentially hazardous or non-hazardous.

5.1 Groundwater

IDW was generated during the well sampling activities by micro-purging monitoring wells associated with this investigation as well as redevelopment activities for selected wells (IDW was also generated during the water level measurements associated with the annual well inspections). After comparing the analytical data results generated from groundwater sampling activities to the contaminants and their regulatory levels from Table 7-1 1 in the *Facility-Wide SAP* (SAIC, 2001), the data indicated that no regulatory criteria for Resource Conservation and Recovery Act (RCRA) hazardous waste determinations were exceeded. Table 5.1 below presents the detected results compared to the regulatory characteristic for hazardous wastes as per 40 CFR 261.24.

It is recommended that the drums containing purged groundwater be classified as contaminated, but non-hazardous and that they be sent off-site for disposal to a permitted water treatment facility in accordance with the *Facility-Wide SAP* (SAIC, 2001) guidance under Section 7.0 "Investigation-Derived Waste".

5.2 Decontamination Fluids

A composite sample collected from decontamination fluids generated from cleaning of non-dedicated sampling equipment used during the investigation indicated that all analytes were below TCLP threshold values and therefore should be classified as non-hazardous. It is recommended that the water in this drum be classified as contaminated, non-hazardous, and be sent off-site for disposal to a permitted water treatment facility in accordance with the *Facility-Wide SAP* (SAIC, 2001) guidance under Section 7.0 Investigation-Derived Waste.

Table 5.1 Detected Analytical Results

Sample ID	Detected Contaminant	Detected Result	Regulatory Level[1]	Above Regulatory Yes/No
FWG-IDW-MWPURGEJULY2011	Barium	0.071 mg/L J B	100 mg/L	No
	Silver	0.0022 Mg/L J	5.0 mg/L	No
	Reactive Sulfide	20	See Table Notes	No
	Flashpoint	>180°F	<140°F	No
	pH	7.7	<2 or >12.5	No
FWG-IDW-MWDECONJULY2011	Arsenic	0.0058 mg/L J	5.0 mg/L	No
	Barium	0.037 mg/L J B	100 mg/L	No
	Cadmium	0.00072 mg/L J	1.0 mg/L	No
	Chromium	0.0076 mg/L J B	5.0 mg/L	No
	Lead	0.0062 mg/L J	5.0 mg/L	No
	Flashpoint	>180°F	<140°F	No
	pH	9.59	<2 or >12.5	No
TRIP BLANK (totals analysis)	No Detections	NA	NA	NA

J = Estimated result. Result is less than reporting limit.
B = Method Blank Contamination
Reactive Sulfide Note: Despite the presence of a low concentration of reactive sulfide the waste streams are deemed nonhazardous as they do not meet the hazardous waste criteria set forth in OAC 3725-51-23 (i.e., reacts violently with water or produces toxic gases, fumes or vapors between the ph of 2 and 12.5).
Note that the flags used to qualify the data are consistent with USACE Laboratory Chemistry Guidelines and the RVAAP quarterly groundwater reports.
1 = USEPA Regulatory Characteristic Levels (40 CFR 261.20 through 24).

5.3 Summary of Disposal Recommendations

It is recommended that all drums be classified as contaminated, but non-hazardous and that they be sent off-site for disposal to a permitted water treatment facility. The TCLP/Characteristic test results for both composite samples show that no chemical was detected in levels that required a labeling of hazardous. Table 5.2 presents a summary of each drum and the recommended disposal options for the waste streams presented and previously discussed.

Table 5.2. Summary of Drum Containers, TCLP/Characteristic Waste Criteria, and Disposal Recommendations

Drum Container Label	Media	TCLP Criteria	Disposal Recommendation
EQM 2011-8	Water	Maximum Concentration of Contaminants NOT exceeded	Off-Site Non-Hazardous Disposal
EQM 2011-9	Water	Maximum Concentration of Contaminants NOT exceeded	Off-Site Non-Hazardous Disposal
EQM 2011-10	Water	Maximum Concentration of Contaminants NOT exceeded	Off-Site Non-Hazardous Disposal

6.0 REFERENCES

SAIC, 2001. *Facility-Wide Sampling and Analysis Plan for Environmental Investigations at the Ravenna Army Ammunition Plant, Ravenna, Ohio.*

Portage Environmental, 2004, *RVAAP Facility Wide Groundwater Monitoring Program Plan.*

APPENDIX 1

INVESTIGATION-DERIVED WASTE ANALYTICAL REPORT



TestAmerica

THE LEADER IN ENVIRONMENTAL TESTING

ANALYTICAL REPORT

TestAmerica Laboratories, Inc.
TestAmerica North Canton
4101 Shuffel Street NW
North Canton, OH 44720
Tel: (330)497-9396

TestAmerica Job ID: 240-2533-1
Client Project/Site: RVAAP (OH) - IDW

For:
Environmental Quality Mgt., Inc.
1800 Carillon Blvd
Cincinnati, Ohio 45240

Attn: Accounts Payable

Authorized for release by:
08/22/2011 03:50:40 PM

Mark Loeb
Project Manager II
mark.loeb@testamericainc.com

This report has been electronically signed and authorized by the signatory. Electronic signature is intended to be the legally binding equivalent of a traditionally handwritten signature.

LINKS
Review your project results through TotalAccess
Have a Question? Ask The Expert
Visit us at: www.testamericainc.com

Table of Contents

Cover Page 1
Table of Contents 2
Definitions/Glossary 3
Case Narrative 4
Method Summary 7
Sample Summary 8
Detection Summary 9
Client Sample Results 10
Surrogate Summary 14
QC Sample Results 16
QC Association Summary 24
Lab Chronicle 27
Certification Summary 29
Chain of Custody 30
Receipt Checklists 33

Definitions/Glossary

Client: Environmental Quality Mgt., Inc.
Project/Site: RVAAP (OH) - IDW

TestAmerica Job ID: 240-2533-1

Qualifiers

GC/MS VOA

Qualifier	Qualifier Description
U	Indicates the analyte was analyzed for but not detected.

GC/MS Semi VOA

Qualifier	Qualifier Description
U	Indicates the analyte was analyzed for but not detected.
J	Result is less than the RL but greater than or equal to the MDL and the concentration is an approximate value.

Metals

Qualifier	Qualifier Description
U	Indicates the analyte was analyzed for but not detected.
B	Compound was found in the blank and sample.
J	Result is less than the RL but greater than or equal to the MDL and the concentration is an approximate value.
F	RPD of the MS and MSD exceeds the control limits

General Chemistry

Qualifier	Qualifier Description
U	Indicates the analyte was analyzed for but not detected.

Glossary

Abbreviation	These commonly used abbreviations may or may not be present in this report.
☼	Listed under the "D" column to designate that the result is reported on a dry weight basis
%R	Percent Recovery
DL, RA, RE, IN	Indicates a Dilution, Reanalysis, Re-extraction, or additional Initial metals/anion analysis of the sample
EDL	Estimated Detection Limit (Dioxin)
EPA	United States Environmental Protection Agency
MDL	Method Detection Limit
ML	Minimum Level (Dioxin)
ND	Not detected at the reporting limit (or method detection limit if shown)
PQL	Practical Quantitation Limit
RL	Reporting Limit
RPD	Relative Percent Difference, a measure of the relative difference between two points
TEF	Toxicity Equivalent Factor (Dioxin)
TEQ	Toxicity Equivalent Quotient (Dioxin)

Job ID: 240-2533-1

Laboratory: TestAmerica North Canton

Narrative

CASE NARRATIVE

Client: Environmental Quality Mgt., Inc.

Project: RVAAP (OH) - IDW

Report Number: 240-2533-1

With the exceptions noted as flags or footnotes, standard analytical protocols were followed in the analysis of the samples and no problems were encountered or anomalies observed. In addition all laboratory quality control samples were within established control limits, with any exceptions noted below. Each sample was analyzed to achieve the lowest possible reporting limit within the constraints of the method. In some cases, due to interference or analytes present at high concentrations, samples were diluted. For diluted samples, the reporting limits are adjusted relative to the dilution required.

TestAmerica North Canton attests to the validity of the laboratory data generated by TestAmerica facilities reported herein. All analyses performed by TestAmerica facilities were done using established laboratory SOPs that incorporate QA/QC procedures described in the application methods. TestAmerica's operations groups have reviewed the data for compliance with the laboratory QA/QC plan, and data have been found to be compliant with laboratory protocols unless otherwise noted below.

The test results in this report meet all NELAP requirements for parameters for which accreditation is required or available. Any exceptions to NELAP requirements are noted in this report. Pursuant to NELAP, this report may not be reproduced, except in full, without the written approval of the laboratory.

Calculations are performed before rounding to avoid round-off errors in calculated results.

All holding times were met and proper preservation noted for the methods performed on these samples, unless otherwise detailed in the individual sections below.

All solid sample results are reported on an "as received" basis unless otherwise indicated by the presence of a % solids value in the method header.

This laboratory report is confidential and is intended for the sole use of TestAmerica and its client.

RECEIPT
The samples were received on 08/04/2011; the samples arrived in good condition, properly preserved and on ice. The temperature of the coolers at receipt was 2.2 C.

TCLP VOLATILE ORGANIC COMPOUNDS (GC-MS)
Samples FWG-IDW-MWPURGEJULY2011 (240-2533-2) and FWG-IDW-MWDECONJULT2011 (240-2533-3) were analyzed for TCLP volatile organic compounds (GC-MS) in accordance with EPA SW-846 Methods 1311/8260B. The samples were leached on 08/05/2011 and analyzed on 08/06/2011.

Sample FWG-IDW-MWDECONJULT2011 (240-2533-3)[4X] required dilution prior to analysis. The sample was diluted due to foaming at the time of purging during the original sample analysis. The reporting limits have been adjusted accordingly.

No other difficulties were encountered during the VOCs analyses. All quality control parameters were within the acceptance limits.

VOLATILE ORGANIC COMPOUNDS (GC-MS)
Sample FWG-IDW-MWTBJULY2011 (240-2533-1) was analyzed for volatile organic compounds (GC-MS) in accordance with EPA SW-846 Method 8260B. The samples were analyzed on 08/09/2011.

No difficulties were encountered during the VOCs analysis. All quality control parameters were within the acceptance limits.

Job ID: 240-2533-1 (Continued)

Laboratory: TestAmerica North Canton (Continued)

TCLP SEMIVOLATILE ORGANIC COMPOUNDS (GC-MS)

Samples FWG-IDW-MWPURGEJULY2011 (240-2533-2) and FWG-IDW-MWDECONJULT2011 (240-2533-3) were analyzed for TCLP semivolatile organic compounds (GC-MS) in accordance with EPA SW-846 Methods 1311/8270C. The samples were leached on 08/05/2011, prepared on 08/05/2011 and analyzed on 08/08/2011 and 08/10/2011.

Surrogates are added during the extraction process prior to dilution. When the sample is diluted, surrogate recoveries are diluted out and no corrective action is required.

Pyridine was detected in method blank MB 240-11037/2-A at a level that was above the method detection limit but below the reporting limit. The value should be considered an estimate, and has been flagged "J". If the associated sample reported a result above the MDL and/or RL, the result has been "B" flagged. Refer to the QC report for details.

No other difficulties were encountered during the SVOCs analyses. All quality control parameters were within the acceptance limits.

TCLP METALS (ICP)

Samples FWG-IDW-MWPURGEJULY2011 (240-2533-2) and FWG-IDW-MWDECONJULT2011 (240-2533-3) were analyzed for TCLP metals (ICP) in accordance with EPA SW-846 Methods 1311/ 6010B. The samples were leached on 08/05/2011, prepared on 08/05/2011 and analyzed on 08/08/2011.

Several analytes were detected in method blank LB 240-10991/1-B at levels that were above the method detection limit but below the reporting limit. The values should be considered estimates, and have been flagged "J". If the associated sample reported a result above the MDL and/or RL, the result has been "B" flagged. Refer to the QC report for details.

No other difficulties were encountered during the metals analyses. All other quality control parameters were within the acceptance limits.

TCLP MERCURY

Samples FWG-IDW-MWPURGEJULY2011 (240-2533-2) and FWG-IDW-MWDECONJULT2011 (240-2533-3) were analyzed for TCLP mercury in accordance with EPA SW-846 Methods 1311/7470A. The samples were leached on 08/05/2011, prepared on 08/05/2011 and analyzed on 08/10/2011.

Mercury exceeded the rpd limit for the MSD of sample FWG-IDW-MWPURGEJULY2011MSD (240-2533-2) in batch 240-11543. Refer to the QC report for details.

No other difficulties were encountered during the mercury analyses. All other quality control parameters were within the acceptance limits.

FLASHPOINT

Samples FWG-IDW-MWPURGEJULY2011 (240-2533-2) and FWG-IDW-MWDECONJULT2011 (240-2533-3) were analyzed for flashpoint in accordance with EPA SW-846 Method 1010. The samples were analyzed on 08/08/2011.

No difficulties were encountered during the flashpoint analyses. All quality control parameters were within the acceptance limits.

REACTIVE CYANIDE

Samples FWG-IDW-MWPURGEJULY2011 (240-2533-2) and FWG-IDW-MWDECONJULT2011 (240-2533-3) were analyzed for reactive cyanide in accordance with EPA SW-846 7.3.3. The samples were analyzed on 08/11/2011.

No difficulties were encountered during the cyanide analyses. All quality control parameters were within the acceptance limits.

REACTIVE SULFIDE

Samples FWG-IDW-MWPURGEJULY2011 (240-2533-2) and FWG-IDW-MWDECONJULT2011 (240-2533-3) were analyzed for reactive sulfide in accordance with EPA SW-846 Method 9034. The samples were analyzed on 08/11/2011.

No difficulties were encountered during the sulfide analyses. All quality control parameters were within the acceptance limits.

CORROSIVITY (PH)

Job ID: 240-2533-1 (Continued)

Laboratory: TestAmerica North Canton (Continued)

Samples FWG-IDW-MWPURGEJULY2011 (240-2533-2) and FWG-IDW-MWDECONJULT2011 (240-2533-3) were analyzed for corrosivity (pH) in accordance with EPA SW-846 Method 9040B. The samples were analyzed on 08/04/2011.

No difficulties were encountered during the pH analyses. All quality control parameters were within the acceptance limits.

Method Summary

Client: Environmental Quality Mgt., Inc.
Project/Site: RVAAP (OH) - IDW

TestAmerica Job ID: 240-2533-1

Method	Method Description	Protocol	Laboratory
8260B	Volatile Organic Compounds (GC/MS)	SW846	TAL NC
8270C	Semivolatile Organic Compounds (GC/MS)	SW846	TAL NC
6010B	Metals (ICP)	SW846	TAL NC
7470A	Mercury (CVAA)	SW846	TAL NC
1010	Ignitability, Pensky-Martens Closed-Cup Method	SW846	TAL NC
9012	Cyanide, Reactive	SW846	TAL BUF
9034	Sulfide, Reactive	SW846	TAL BUF
9040B	pH	SW846	TAL NC

Protocol References:

SW846 = "Test Methods For Evaluating Solid Waste, Physical/Chemical Methods", Third Edition, November 1986 And Its Updates.

Laboratory References:

TAL BUF = TestAmerica Buffalo, 10 Hazelwood Drive, Amherst, NY 14228-2298, TEL (716)691-2600

TAL NC = TestAmerica North Canton, 4101 Shuffel Street NW, North Canton, OH 44720, TEL (330)497-9396

Sample Summary

TestAmerica Job ID: 240-2533-1

Client: Environmental Quality Mgt., Inc.
Project/Site: RVAAP (OH) - IDW

Lab Sample ID	Client Sample ID	Matrix	Collected	Received
240-2533-1	FWG-IDW-MWTBJULY2011	Water	08/04/11 10:00	08/04/11 14:30
240-2533-2	FWG-IDW-MWPURGEJULY2011	Water	08/04/11 10:00	08/04/11 14:30
240-2533-3	FWG-IDW-MWDECONJULT2011	Water	08/04/11 10:15	08/04/11 14:30

Detection Summary

Client: Environmental Quality Mgt., Inc.
Project/Site: RVAAP (OH) - IDW

TestAmerica Job ID: 240-2533-1

Client Sample ID: FWG-IDW-MWTBJULY2011 — Lab Sample ID: 240-2533-1

No Detections

Client Sample ID: FWG-IDW-MWPURGEJULY2011 — Lab Sample ID: 240-2533-2

Analyte	Result	Qualifier	RL	MDL	Unit	Dil Fac	D	Method	Prep Type
Barium	0.071	J B	10	0.00067	mg/L	1		6010B	TCLP
Silver	0.0022	J	0.50	0.0022	mg/L	1		6010B	TCLP
Flashpoint	>180		1.00	1.00	Degrees F	1		1010	Total/NA
Sulfide, Reactive	20		10	0.57	mg/L	1		9034	Total/NA
Corrosivity	7.70		0.100	0.100	SU	1		9040B	Total/NA
pH	7.70		0.100	0.100	SU	1		9040B	Total/NA

Client Sample ID: FWG-IDW-MWDECONJULT2011 — Lab Sample ID: 240-2533-3

Analyte	Result	Qualifier	RL	MDL	Unit	Dil Fac	D	Method	Prep Type
Arsenic	0.0058	J	0.50	0.0032	mg/L	1		6010B	TCLP
Barium	0.037	J B	10	0.00067	mg/L	1		6010B	TCLP
Cadmium	0.00072	J	0.10	0.00066	mg/L	1		6010B	TCLP
Chromium	0.0076	J B	0.50	0.0022	mg/L	1		6010B	TCLP
Lead	0.0062	J B	0.50	0.0019	mg/L	1		6010B	TCLP
Flashpoint	>180		1.00	1.00	Degrees F	1		1010	Total/NA
Corrosivity	9.59		0.100	0.100	SU	1		9040B	Total/NA
pH	9.59		0.100	0.100	SU	1		9040B	Total/NA

Client Sample ID: FWG-IDW-MWTBJULY2011
Date Collected: 08/04/11 10:00
Date Received: 08/04/11 14:30

Lab Sample ID: 240-2533-1
Matrix: Water

Method: 8260B - Volatile Organic Compounds (GC/MS)

Analyte	Result	Qualifier	RL	MDL	Unit	D	Prepared	Analyzed	Dil Fac
1,1-Dichloroethene	1.0	U	1.0	0.19	ug/L			08/09/11 12:30	1
1,2-Dichloroethane	1.0	U	1.0	0.22	ug/L			08/09/11 12:30	1
Benzene	1.0	U	1.0	0.13	ug/L			08/09/11 12:30	1
Carbon tetrachloride	1.0	U	1.0	0.13	ug/L			08/09/11 12:30	1
Chlorobenzene	1.0	U	1.0	0.15	ug/L			08/09/11 12:30	1
Chloroform	1.0	U	1.0	0.16	ug/L			08/09/11 12:30	1
2-Butanone (MEK)	10	U	10	0.57	ug/L			08/09/11 12:30	1
Tetrachloroethene	1.0	U	1.0	0.29	ug/L			08/09/11 12:30	1
Trichloroethene	1.0	U	1.0	0.17	ug/L			08/09/11 12:30	1
Vinyl chloride	1.0	U	1.0	0.22	ug/L			08/09/11 12:30	1

Surrogate	*% Recovery*	*Qualifier*	*Limits*	*Prepared*	*Analyzed*	*Dil Fac*
1,2-Dichloroethane-d4 (Surr)	*103*		*63 - 129*		*08/09/11 12:30*	*1*
4-Bromofluorobenzene (Surr)	*91*		*66 - 117*		*08/09/11 12:30*	*1*
Toluene-d8 (Surr)	*97*		*74 - 115*		*08/09/11 12:30*	*1*
Dibromofluoromethane (Surr)	*97*		*75 - 121*		*08/09/11 12:30*	*1*

Client Sample ID: FWG-IDW-MWPURGEJULY2011
Date Collected: 08/04/11 10:00
Date Received: 08/04/11 14:30

Lab Sample ID: 240-2533-2
Matrix: Water

Method: 8260B - Volatile Organic Compounds (GC/MS) - TCLP

Analyte	Result	Qualifier	RL	MDL	Unit	D	Prepared	Analyzed	Dil Fac
1,1-Dichloroethene	0.025	U	0.025	0.00019	mg/L			08/06/11 02:13	1
1,2-Dichloroethane	0.025	U	0.025	0.00022	mg/L			08/06/11 02:13	1
2-Butanone (MEK)	0.25	U	0.25	0.00057	mg/L			08/06/11 02:13	1
Benzene	0.025	U	0.025	0.00013	mg/L			08/06/11 02:13	1
Carbon tetrachloride	0.025	U	0.025	0.00013	mg/L			08/06/11 02:13	1
Chlorobenzene	0.025	U	0.025	0.00015	mg/L			08/06/11 02:13	1
Chloroform	0.025	U	0.025	0.00016	mg/L			08/06/11 02:13	1
Tetrachloroethene	0.025	U	0.025	0.00029	mg/L			08/06/11 02:13	1
Trichloroethene	0.025	U	0.025	0.00017	mg/L			08/06/11 02:13	1
Vinyl chloride	0.025	U	0.025	0.00022	mg/L			08/06/11 02:13	1

Surrogate	*% Recovery*	*Qualifier*	*Limits*	*Prepared*	*Analyzed*	*Dil Fac*
1,2-Dichloroethane-d4 (Surr)	*91*		*80 - 121*		*08/06/11 02:13*	*1*
4-Bromofluorobenzene (Surr)	*94*		*70 - 124*		*08/06/11 02:13*	*1*
Toluene-d8 (Surr)	*100*		*90 - 115*		*08/06/11 02:13*	*1*
Dibromofluoromethane (Surr)	*89*		*84 - 128*		*08/06/11 02:13*	*1*

Method: 8270C - Semivolatile Organic Compounds (GC/MS) - TCLP

Analyte	Result	Qualifier	RL	MDL	Unit	D	Prepared	Analyzed	Dil Fac
1,4-Dichlorobenzene	0.0040	U	0.0040	0.00034	mg/L		08/05/11 10:52	08/08/11 12:28	1
2,4,5-Trichlorophenol	0.020	U	0.020	0.00030	mg/L		08/05/11 10:52	08/08/11 12:28	1
2,4,6-Trichlorophenol	0.020	U	0.020	0.00080	mg/L		08/05/11 10:52	08/08/11 12:28	1
2,4-Dinitrotoluene	0.020	U	0.020	0.00027	mg/L		08/05/11 10:52	08/08/11 12:28	1
Hexachlorobenzene	0.020	U	0.020	0.00010	mg/L		08/05/11 10:52	08/08/11 12:28	1
Hexachlorobutadiene	0.020	U	0.020	0.00027	mg/L		08/05/11 10:52	08/08/11 12:28	1
Hexachloroethane	0.020	U	0.020	0.00080	mg/L		08/05/11 10:52	08/08/11 12:28	1

Client Sample ID: FWG-IDW-MWPURGEJULY2011
Date Collected: 08/04/11 10:00
Date Received: 08/04/11 14:30

Lab Sample ID: 240-2533-2
Matrix: Water

Method: 8270C - Semivolatile Organic Compounds (GC/MS) - TCLP (Continued)

Analyte	Result	Qualifier	RL	MDL	Unit	D	Prepared	Analyzed	Dil Fac
3 & 4 Methylphenol	0.040	U	0.040	0.00075	mg/L		08/05/11 10:52	08/08/11 12:28	1
2-Methylphenol	0.0040	U	0.0040	0.00080	mg/L		08/05/11 10:52	08/08/11 12:28	1
Nitrobenzene	0.0040	U	0.0040	0.000040	mg/L		08/05/11 10:52	08/08/11 12:28	1
Pentachlorophenol	0.040	U	0.040	0.0024	mg/L		08/05/11 10:52	08/08/11 12:28	1
Pyridine	0.020	U	0.020	0.00035	mg/L		08/05/11 10:52	08/08/11 12:28	1

Surrogate	*% Recovery*	*Qualifier*	*Limits*	*Prepared*	*Analyzed*	*Dil Fac*
2-Fluorobiphenyl (Surr)	*66*		*22 - 110*	*08/05/11 10:52*	*08/08/11 12:28*	*1*
2-Fluorophenol (Surr)	*64*		*10 - 110*	*08/05/11 10:52*	*08/08/11 12:28*	*1*
2,4,6-Tribromophenol (Surr)	*56*		*17 - 117*	*08/05/11 10:52*	*08/08/11 12:28*	*1*
Nitrobenzene-d5 (Surr)	*69*		*29 - 111*	*08/05/11 10:52*	*08/08/11 12:28*	*1*
Phenol-d5 (Surr)	*61*		*10 - 110*	*08/05/11 10:52*	*08/08/11 12:28*	*1*
Terphenyl-d14 (Surr)	*80*		*40 - 119*	*08/05/11 10:52*	*08/08/11 12:28*	*1*

Method: 6010B - Metals (ICP) - TCLP

Analyte	Result	Qualifier	RL	MDL	Unit	D	Prepared	Analyzed	Dil Fac
Arsenic	0.50	U	0.50	0.0032	mg/L		08/05/11 11:52	08/08/11 14:00	1
Barium	**0.071**	**J B**	10	0.00067	mg/L		08/05/11 11:52	08/08/11 14:00	1
Cadmium	0.10	U	0.10	0.00066	mg/L		08/05/11 11:52	08/08/11 14:00	1
Chromium	0.50	U	0.50	0.0022	mg/L		08/05/11 11:52	08/08/11 14:00	1
Lead	0.50	U	0.50	0.0019	mg/L		08/05/11 11:52	08/08/11 14:00	1
Selenium	0.25	U	0.25	0.0041	mg/L		08/05/11 11:52	08/08/11 14:00	1
Silver	**0.0022**	**J**	0.50	0.0022	mg/L		08/05/11 11:52	08/08/11 14:00	1

Method: 7470A - Mercury (CVAA) - TCLP

Analyte	Result	Qualifier	RL	MDL	Unit	D	Prepared	Analyzed	Dil Fac
Mercury	0.0020	U	0.0020	0.00012	mg/L		08/05/11 12:40	08/10/11 13:39	1

General Chemistry

Analyte	Result	Qualifier	RL	MDL	Unit	D	Prepared	Analyzed	Dil Fac
Flashpoint	**>180**		1.00	1.00	Degrees F			08/08/11 10:02	1
Cyanide, Reactive	10	U	10	0.0030	mg/L		08/10/11 15:45	08/11/11 15:57	1
Sulfide, Reactive	**20**		10	0.57	mg/L		08/10/11 15:47	08/11/11 20:00	1
Corrosivity	**7.70**		0.100	0.100	SU			08/04/11 18:53	1
pH	**7.70**		0.100	0.100	SU			08/04/11 18:53	1

Client Sample ID: FWG-IDW-MWDECONJULT2011
Date Collected: 08/04/11 10:15
Date Received: 08/04/11 14:30

Lab Sample ID: 240-2533-3
Matrix: Water

Method: 8260B - Volatile Organic Compounds (GC/MS) - TCLP

Analyte	Result	Qualifier	RL	MDL	Unit	D	Prepared	Analyzed	Dil Fac
1,1-Dichloroethene	0.10	U	0.10	0.00076	mg/L			08/06/11 02:37	4
1,2-Dichloroethane	0.10	U	0.10	0.00088	mg/L			08/06/11 02:37	4
2-Butanone (MEK)	1.0	U	1.0	0.0023	mg/L			08/06/11 02:37	4
Benzene	0.10	U	0.10	0.00052	mg/L			08/06/11 02:37	4
Carbon tetrachloride	0.10	U	0.10	0.00052	mg/L			08/06/11 02:37	4
Chlorobenzene	0.10	U	0.10	0.00060	mg/L			08/06/11 02:37	4
Chloroform	0.10	U	0.10	0.00064	mg/L			08/06/11 02:37	4
Tetrachloroethene	0.10	U	0.10	0.0012	mg/L			08/06/11 02:37	4

Client Sample ID: FWG-IDW-MWDECONJULT2011
Date Collected: 08/04/11 10:15
Date Received: 08/04/11 14:30

Lab Sample ID: 240-2533-3
Matrix: Water

Method: 8260B - Volatile Organic Compounds (GC/MS) - TCLP (Continued)

Analyte	Result	Qualifier	RL	MDL	Unit	D	Prepared	Analyzed	Dil Fac
Trichloroethene	0.10	U	0.10	0.00068	mg/L			08/06/11 02:37	4
Vinyl chloride	0.10	U	0.10	0.00088	mg/L			08/06/11 02:37	4

Surrogate	*% Recovery*	*Qualifier*	*Limits*	*Prepared*	*Analyzed*	*Dil Fac*
1,2-Dichloroethane-d4 (Surr)	*92*		*80 - 121*		*08/06/11 02:37*	*4*
4-Bromofluorobenzene (Surr)	*89*		*70 - 124*		*08/06/11 02:37*	*4*
Toluene-d8 (Surr)	*96*		*90 - 115*		*08/06/11 02:37*	*4*
Dibromofluoromethane (Surr)	*89*		*84 - 128*		*08/06/11 02:37*	*4*

Method: 8270C - Semivolatile Organic Compounds (GC/MS) - TCLP

Analyte	Result	Qualifier	RL	MDL	Unit	D	Prepared	Analyzed	Dil Fac
1,4-Dichlorobenzene	0.0040	U	0.0040	0.00034	mg/L		08/05/11 12:49	08/10/11 17:39	1
2,4,5-Trichlorophenol	0.020	U	0.020	0.00030	mg/L		08/05/11 12:49	08/10/11 17:39	1
2,4,6-Trichlorophenol	0.020	U	0.020	0.00080	mg/L		08/05/11 12:49	08/10/11 17:39	1
2,4-Dinitrotoluene	0.020	U	0.020	0.00027	mg/L		08/05/11 12:49	08/10/11 17:39	1
Hexachlorobenzene	0.020	U	0.020	0.00010	mg/L		08/05/11 12:49	08/10/11 17:39	1
Hexachlorobutadiene	0.020	U	0.020	0.00027	mg/L		08/05/11 12:49	08/10/11 17:39	1
Hexachloroethane	0.020	U	0.020	0.00080	mg/L		08/05/11 12:49	08/10/11 17:39	1
3 & 4 Methylphenol	0.040	U	0.040	0.00075	mg/L		08/05/11 12:49	08/10/11 17:39	1
2-Methylphenol	0.0040	U	0.0040	0.00080	mg/L		08/05/11 12:49	08/10/11 17:39	1
Nitrobenzene	0.0040	U	0.0040	0.000040	mg/L		08/05/11 12:49	08/10/11 17:39	1
Pentachlorophenol	0.040	U	0.040	0.0024	mg/L		08/05/11 12:49	08/10/11 17:39	1
Pyridine	0.020	U	0.020	0.00035	mg/L		08/05/11 12:49	08/10/11 17:39	1

Surrogate	*% Recovery*	*Qualifier*	*Limits*	*Prepared*	*Analyzed*	*Dil Fac*
2-Fluorobiphenyl (Surr)	*57*		*22 - 110*	*08/05/11 12:49*	*08/10/11 17:39*	*1*
2-Fluorophenol (Surr)	*38*		*10 - 110*	*08/05/11 12:49*	*08/10/11 17:39*	*1*
2,4,6-Tribromophenol (Surr)	*68*		*17 - 117*	*08/05/11 12:49*	*08/10/11 17:39*	*1*
Nitrobenzene-d5 (Surr)	*56*		*29 - 111*	*08/05/11 12:49*	*08/10/11 17:39*	*1*
Phenol-d5 (Surr)	*59*		*10 - 110*	*08/05/11 12:49*	*08/10/11 17:39*	*1*
Terphenyl-d14 (Surr)	*70*		*40 - 119*	*08/05/11 12:49*	*08/10/11 17:39*	*1*

Method: 6010B - Metals (ICP) - TCLP

Analyte	Result	Qualifier	RL	MDL	Unit	D	Prepared	Analyzed	Dil Fac
Arsenic	**0.0058**	**J**	0.50	0.0032	mg/L		08/05/11 11:52	08/08/11 14:23	1
Barium	**0.037**	**J B**	10	0.00067	mg/L		08/05/11 11:52	08/08/11 14:23	1
Cadmium	**0.00072**	**J**	0.10	0.00066	mg/L		08/05/11 11:52	08/08/11 14:23	1
Chromium	**0.0076**	**J B**	0.50	0.0022	mg/L		08/05/11 11:52	08/08/11 14:23	1
Lead	**0.0062**	**J B**	0.50	0.0019	mg/L		08/05/11 11:52	08/08/11 14:23	1
Selenium	0.25	U	0.25	0.0041	mg/L		08/05/11 11:52	08/08/11 14:23	1
Silver	0.50	U	0.50	0.0022	mg/L		08/05/11 11:52	08/08/11 14:23	1

Method: 7470A - Mercury (CVAA) - TCLP

Analyte	Result	Qualifier	RL	MDL	Unit	D	Prepared	Analyzed	Dil Fac
Mercury	0.0020	U	0.0020	0.00012	mg/L		08/05/11 12:40	08/10/11 13:43	1

General Chemistry

Analyte	Result	Qualifier	RL	MDL	Unit	D	Prepared	Analyzed	Dil Fac
Flashpoint	**>180**		1.00	1.00	Degrees F			08/08/11 10:02	1
Cyanide, Reactive	10	U	10	0.0030	mg/L		08/10/11 16:05	08/11/11 15:53	1
Sulfide, Reactive	10	U	10	0.57	mg/L		08/10/11 16:08	08/11/11 19:38	1

Client: Environmental Quality Mgt., Inc.
Project/Site: RVAAP (OH) - IDW

TestAmerica Job ID: 240-2533-1

Client Sample ID: FWG-IDW-MWDECONJULT2011
Date Collected: 08/04/11 10:15
Date Received: 08/04/11 14:30

Lab Sample ID: 240-2533-3
Matrix: Water

General Chemistry (Continued)

Analyte	Result	Qualifier	RL	MDL	Unit	D	Prepared	Analyzed	Dil Fac
Corrosivity	9.59		0.100	0.100	SU			08/04/11 18:53	1
pH	9.59		0.100	0.100	SU			08/04/11 18:53	1

Surrogate Summary

Client: Environmental Quality Mgt., Inc.
Project/Site: RVAAP (OH) - IDW

TestAmerica Job ID: 240-2533-1

Method: 8260B - Volatile Organic Compounds (GC/MS)

Matrix: Water — **Prep Type: Total/NA**

		Percent Surrogate Recovery (Acceptance Limits)			
		12DCE	BFB	TOL	DBFM
Lab Sample ID	Client Sample ID	(63-129)	(66-117)	(74-115)	(75-121)
240-2533-1	FWG-IDW-MWTBJULY2011	103	91	97	97
LCS 240-11322/4	Lab Control Sample	108	110	102	101
MB 240-11322/5	Method Blank	104	95	97	98

Surrogate Legend

12DCE = 1,2-Dichloroethane-d4 (Surr)
BFB = 4-Bromofluorobenzene (Surr)
TOL = Toluene-d8 (Surr)
DBFM = Dibromofluoromethane (Surr)

Method: 8260B - Volatile Organic Compounds (GC/MS)

Matrix: Water — **Prep Type: Total/NA**

		Percent Surrogate Recovery (Acceptance Limits)			
		12DCE	BFB	TOL	DBFM
Lab Sample ID	Client Sample ID	(80-121)	(70-124)	(90-115)	(84-128)
LCS 240-11065/10	Lab Control Sample	96	98	101	93

Surrogate Legend

12DCE = 1,2-Dichloroethane-d4 (Surr)
BFB = 4-Bromofluorobenzene (Surr)
TOL = Toluene-d8 (Surr)
DBFM = Dibromofluoromethane (Surr)

Method: 8260B - Volatile Organic Compounds (GC/MS)

Matrix: Water — **Prep Type: TCLP**

		Percent Surrogate Recovery (Acceptance Limits)			
		12DCE	BFB	TOL	DBFM
Lab Sample ID	Client Sample ID	(80-121)	(70-124)	(90-115)	(84-128)
240-2533-2	FWG-IDW-MWPURGEJULY2011	91	94	100	89
240-2533-3	FWG-IDW-MWDECONJULT2011	92	89	96	89
LB 240-10853/1-A MB	Method Blank	90	89	98	91

Surrogate Legend

12DCE = 1,2-Dichloroethane-d4 (Surr)
BFB = 4-Bromofluorobenzene (Surr)
TOL = Toluene-d8 (Surr)
DBFM = Dibromofluoromethane (Surr)

Method: 8270C - Semivolatile Organic Compounds (GC/MS)

Matrix: Water — **Prep Type: Total/NA**

		Percent Surrogate Recovery (Acceptance Limits)					
		FBP	2FP	TBP	NBZ	PHL	TPH
Lab Sample ID	Client Sample ID	(22-110)	(10-110)	(17-117)	(29-111)	(10-110)	(40-119)
LCS 240-10999/5-A	Lab Control Sample	75	80	81	80	73	88
LCS 240-11037/3-A	Lab Control Sample	65	52	69	70	69	73
MB 240-10999/4-A	Method Blank	70	71	62	74	65	86
MB 240-11037/2-A	Method Blank	59	30	53	64	60	69

Surrogate Legend

Surrogate Summary

TestAmerica Job ID: 240-2533-1

Client: Environmental Quality Mgt., Inc.
Project/Site: RVAAP (OH) - IDW

FBP = 2-Fluorobiphenyl (Surr)
2FP = 2-Fluorophenol (Surr)
TBP = 2,4,6-Tribromophenol (Surr)
NBZ = Nitrobenzene-d5 (Surr)
PHL = Phenol-d5 (Surr)
TPH = Terphenyl-d14 (Surr)

Method: 8270C - Semivolatile Organic Compounds (GC/MS)

Prep Type: TCLP

Matrix: Water

		Percent Surrogate Recovery (Acceptance Limits)					
		FBP	2FP	TBP	NBZ	PHL	TPH
Lab Sample ID	Client Sample ID	(22-110)	(10-110)	(17-117)	(29-111)	(10-110)	(40-119)
240-2533-2	FWG-IDW-MWPURGEJULY2011	66	64	56	69	61	80
240-2533-2 MS	FWG-IDW-MWPURGEJULY2011	68	66	43	72	69	83
240-2533-3	FWG-IDW-MWDECONJULT2011	57	38	68	56	59	70

Surrogate Legend

FBP = 2-Fluorobiphenyl (Surr)
2FP = 2-Fluorophenol (Surr)
TBP = 2,4,6-Tribromophenol (Surr)
NBZ = Nitrobenzene-d5 (Surr)
PHL = Phenol-d5 (Surr)
TPH = Terphenyl-d14.(Surr)

Method: 8260B - Volatile Organic Compounds (GC/MS)

Lab Sample ID: LCS 240-11065/10
Matrix: Water
Analysis Batch: 11065

Client Sample ID: Lab Control Sample
Prep Type: Total/NA

Analyte	Spike Added	LCS Result	LCS Qualifier	Unit	D	% Rec	% Rec. Limits
1,1-Dichloroethene	1.00	1.12		mg/L		112	71 - 133
1,2-Dichloroethane	1.00	1.01		mg/L		101	81 - 114
Benzene	1.00	1.02		mg/L		102	84 - 120
2-Butanone (MEK)	2.00	1.83		mg/L		91	49 - 120
Carbon tetrachloride	1.00	0.845		mg/L		85	54 - 122
Chlorobenzene	1.00	0.965		mg/L		97	86 - 111
Chloroform	1.00	1.01		mg/L		101	87 - 123
Tetrachloroethene	1.00	0.985		mg/L		99	79 - 134
Trichloroethene	1.00	0.930		mg/L		93	78 - 130
Vinyl chloride	1.00	0.945		mg/L		95	56 - 111

Surrogate	*LCS % Recovery*	*LCS Qualifier*	*Limits*
1,2-Dichloroethane-d4 (Surr)	*96*		*80 - 121*
4-Bromofluorobenzene (Surr)	*98*		*70 - 124*
Toluene-d8 (Surr)	*101*		*90 - 115*
Dibromofluoromethane (Surr)	*93*		*84 - 128*

Lab Sample ID: MB 240-11322/5
Matrix: Water
Analysis Batch: 11322

Client Sample ID: Method Blank
Prep Type: Total/NA

Analyte	MB Result	MB Qualifier	RL	MDL	Unit	D	Prepared	Analyzed	Dil Fac
1,1-Dichloroethene	1.0	U	1.0	0.19	ug/L			08/09/11 12:07	1
1,2-Dichloroethane	1.0	U	1.0	0.22	ug/L			08/09/11 12:07	1
Benzene	1.0	U	1.0	0.13	ug/L			08/09/11 12:07	1
2-Butanone (MEK)	10	U	10	0.57	ug/L			08/09/11 12:07	1
Carbon tetrachloride	1.0	U	1.0	0.13	ug/L			08/09/11 12:07	1
Chlorobenzene	1.0	U	1.0	0.15	ug/L			08/09/11 12:07	1
Chloroform	1.0	U	1.0	0.16	ug/L			08/09/11 12:07	1
Tetrachloroethene	1.0	U	1.0	0.29	ug/L			08/09/11 12:07	1
Trichloroethene	1.0	U	1.0	0.17	ug/L			08/09/11 12:07	1
Vinyl chloride	1.0	U	1.0	0.22	ug/L			08/09/11 12:07	1

Surrogate	*MB % Recovery*	*MB Qualifier*	*Limits*	*Prepared*	*Analyzed*	*Dil Fac*
1,2-Dichloroethane-d4 (Surr)	*104*		*63 - 129*		*08/09/11 12:07*	*1*
4-Bromofluorobenzene (Surr)	*95*		*66 - 117*		*08/09/11 12:07*	*1*
Toluene-d8 (Surr)	*97*		*74 - 115*		*08/09/11 12:07*	*1*
Dibromofluoromethane (Surr)	*98*		*75 - 121*		*08/09/11 12:07*	*1*

Lab Sample ID: LCS 240-11322/4
Matrix: Water
Analysis Batch: 11322

Client Sample ID: Lab Control Sample
Prep Type: Total/NA

Analyte	Spike Added	LCS Result	LCS Qualifier	Unit	D	% Rec	% Rec. Limits
1,1-Dichloroethene	10.0	10.8		ug/L		108	78 - 131
1,2-Dichloroethane	10.0	10.4		ug/L		104	71 - 127
Benzene	10.0	9.81		ug/L		98	83 - 112
2-Butanone (MEK)	20.0	18.7		ug/L		94	60 - 126
Carbon tetrachloride	10.0	9.53		ug/L		95	66 - 128

Method: 8260B - Volatile Organic Compounds (GC/MS) (Continued)

Lab Sample ID: LCS 240-11322/4
Matrix: Water
Analysis Batch: 11322

Client Sample ID: Lab Control Sample
Prep Type: Total/NA

Analyte	Spike Added	LCS Result	LCS Qualifier	Unit	D	% Rec	% Rec. Limits
Chlorobenzene	10.0	9.76		ug/L		98	85 - 110
Chloroform	10.0	10.5		ug/L		105	79 - 117
Tetrachloroethene	10.0	9.57		ug/L		96	79 - 114
Trichloroethene	10.0	10.0		ug/L		100	76 - 117
Vinyl chloride	10.0	9.87		ug/L		99	53 - 127

Surrogate	*LCS % Recovery*	*LCS Qualifier*	*Limits*
1,2-Dichloroethane-d4 (Surr)	*108*		*63 - 129*
4-Bromofluorobenzene (Surr)	*110*		*66 - 117*
Toluene-d8 (Surr)	*102*		*74 - 115*
Dibromofluoromethane (Surr)	*101*		*75 - 121*

Lab Sample ID: LB 240-10853/1-A MB
Matrix: Water
Analysis Batch: 11065

Client Sample ID: Method Blank
Prep Type: TCLP

Analyte	MB Result	MB Qualifier	RL	MDL	Unit	D	Prepared	Analyzed	Dil Fac
1,1-Dichloroethene	0.025	U	0.025	0.00019	mg/L			08/05/11 19:08	1
1,2-Dichloroethane	0.025	U	0.025	0.00022	mg/L			08/05/11 19:08	1
Benzene	0.025	U	0.025	0.00013	mg/L			08/05/11 19:08	1
2-Butanone (MEK)	0.25	U	0.25	0.00057	mg/L			08/05/11 19:08	1
Carbon tetrachloride	0.025	U	0.025	0.00013	mg/L			08/05/11 19:08	1
Chlorobenzene	0.025	U	0.025	0.00015	mg/L			08/05/11 19:08	1
Chloroform	0.025	U	0.025	0.00016	mg/L			08/05/11 19:08	1
Tetrachloroethene	0.025	U	0.025	0.00029	mg/L			08/05/11 19:08	1
Trichloroethene	0.025	U	0.025	0.00017	mg/L			08/05/11 19:08	1
Vinyl chloride	0.025	U	0.025	0.00022	mg/L			08/05/11 19:08	1

Surrogate	*MB % Recovery*	*MB Qualifier*	*Limits*	*Prepared*	*Analyzed*	*Dil Fac*
1,2-Dichloroethane-d4 (Surr)	*90*		*80 - 121*		*08/05/11 19:08*	*1*
4-Bromofluorobenzene (Surr)	*89*		*70 - 124*		*08/05/11 19:08*	*1*
Toluene-d8 (Surr)	*98*		*90 - 115*		*08/05/11 19:08*	*1*
Dibromofluoromethane (Surr)	*91*		*84 - 128*		*08/05/11 19:08*	*1*

Method: 8270C - Semivolatile Organic Compounds (GC/MS)

Lab Sample ID: MB 240-10999/4-A
Matrix: Water
Analysis Batch: 11267

Client Sample ID: Method Blank
Prep Type: Total/NA
Prep Batch: 10999

Analyte	MB Result	MB Qualifier	RL	MDL	Unit	D	Prepared	Analyzed	Dil Fac
1,4-Dichlorobenzene	0.0040	U	0.0040	0.00034	mg/L		08/05/11 10:52	08/08/11 11:50	1
2,4,5-Trichlorophenol	0.020	U	0.020	0.00030	mg/L		08/05/11 10:52	08/08/11 11:50	1
2,4,6-Trichlorophenol	0.020	U	0.020	0.00080	mg/L		08/05/11 10:52	08/08/11 11:50	1
2,4-Dinitrotoluene	0.020	U	0.020	0.00027	mg/L		08/05/11 10:52	08/08/11 11:50	1
Hexachlorobenzene	0.020	U	0.020	0.00010	mg/L		08/05/11 10:52	08/08/11 11:50	1
Hexachlorobutadiene	0.020	U	0.020	0.00027	mg/L		08/05/11 10:52	08/08/11 11:50	1
Hexachloroethane	0.020	U	0.020	0.00080	mg/L		08/05/11 10:52	08/08/11 11:50	1
3 & 4 Methylphenol	0.040	U	0.040	0.00075	mg/L		08/05/11 10:52	08/08/11 11:50	1

Method: 8270C - Semivolatile Organic Compounds (GC/MS) (Continued)

Lab Sample ID: MB 240-10999/4-A
Matrix: Water
Analysis Batch: 11267

Client Sample ID: Method Blank
Prep Type: Total/NA
Prep Batch: 10999

Analyte	MB Result	MB Qualifier	RL	MDL	Unit	D	Prepared	Analyzed	Dil Fac
2-Methylphenol	0.0040	U	0.0040	0.00080	mg/L		08/05/11 10:52	08/08/11 11:50	1
Nitrobenzene	0.0040	U	0.0040	0.000040	mg/L		08/05/11 10:52	08/08/11 11:50	1
Pentachlorophenol	0.040	U	0.040	0.0024	mg/L		08/05/11 10:52	08/08/11 11:50	1
Pyridine	0.020	U	0.020	0.00035	mg/L		08/05/11 10:52	08/08/11 11:50	1

Surrogate	*MB % Recovery*	*MB Qualifier*	*Limits*	*Prepared*	*Analyzed*	*Dil Fac*
2-Fluorobiphenyl (Surr)	*70*		*22 - 110*	*08/05/11 10:52*	*08/08/11 11:50*	*1*
2-Fluorophenol (Surr)	*71*		*10 - 110*	*08/05/11 10:52*	*08/08/11 11:50*	*1*
2,4,6-Tribromophenol (Surr)	*62*		*17 - 117*	*08/05/11 10:52*	*08/08/11 11:50*	*1*
Nitrobenzene-d5 (Surr)	*74*		*29 - 111*	*08/05/11 10:52*	*08/08/11 11:50*	*1*
Phenol-d5 (Surr)	*65*		*10 - 110*	*08/05/11 10:52*	*08/08/11 11:50*	*1*
Terphenyl-d14 (Surr)	*86*		*40 - 119*	*08/05/11 10:52*	*08/08/11 11:50*	*1*

Lab Sample ID: LCS 240-10999/5-A
Matrix: Water
Analysis Batch: 12144

Client Sample ID: Lab Control Sample
Prep Type: Total/NA
Prep Batch: 10999

Analyte	Spike Added	LCS Result	LCS Qualifier	Unit	D	% Rec	% Rec. Limits
2,4,5-Trichlorophenol	0.0800	0.0635		mg/L		79	35 - 111
2,4,6-Trichlorophenol	0.0800	0.0558		mg/L		70	32 - 110
Hexachlorobenzene	0.0800	0.0628		mg/L		79	47 - 116
Hexachlorobutadiene	0.0800	0.0650		mg/L		81	10 - 110
Hexachloroethane	0.0800	0.0676		mg/L		85	10 - 110
3 & 4 Methylphenol	0.160	0.130		mg/L		82	27 - 110
2-Methylphenol	0.0800	0.0708		mg/L		89	24 - 110
Nitrobenzene	0.0800	0.0670		mg/L		84	35 - 117
Pyridine	0.0800	0.0530		mg/L		66	10 - 110

Surrogate	*LCS % Recovery*	*LCS Qualifier*	*Limits*
2-Fluorobiphenyl (Surr)	*75*		*22 - 110*
2-Fluorophenol (Surr)	*80*		*10 - 110*
2,4,6-Tribromophenol (Surr)	*81*		*17 - 117*
Nitrobenzene-d5 (Surr)	*80*		*29 - 111*
Phenol-d5 (Surr)	*73*		*10 - 110*
Terphenyl-d14 (Surr)	*88*		*40 - 119*

Lab Sample ID: MB 240-11037/2-A
Matrix: Water
Analysis Batch: 11659

Client Sample ID: Method Blank
Prep Type: Total/NA
Prep Batch: 11037

Analyte	MB Result	MB Qualifier	RL	MDL	Unit	D	Prepared	Analyzed	Dil Fac
1,4-Dichlorobenzene	0.0040	U	0.0040	0.00034	mg/L		08/05/11 12:49	08/10/11 14:47	1
2,4,5-Trichlorophenol	0.020	U	0.020	0.00030	mg/L		08/05/11 12:49	08/10/11 14:47	1
2,4,6-Trichlorophenol	0.020	U	0.020	0.00080	mg/L		08/05/11 12:49	08/10/11 14:47	1
2,4-Dinitrotoluene	0.020	U	0.020	0.00027	mg/L		08/05/11 12:49	08/10/11 14:47	1
Hexachlorobenzene	0.020	U	0.020	0.00010	mg/L		08/05/11 12:49	08/10/11 14:47	1
Hexachlorobutadiene	0.020	U	0.020	0.00027	mg/L		08/05/11 12:49	08/10/11 14:47	1
Hexachloroethane	0.020	U	0.020	0.00080	mg/L		08/05/11 12:49	08/10/11 14:47	1
3 & 4 Methylphenol	0.040	U	0.040	0.00075	mg/L		08/05/11 12:49	08/10/11 14:47	1

Method: 8270C - Semivolatile Organic Compounds (GC/MS) (Continued)

Lab Sample ID: MB 240-11037/2-A
Matrix: Water
Analysis Batch: 11659

Client Sample ID: Method Blank
Prep Type: Total/NA
Prep Batch: 11037

Analyte	MB Result	MB Qualifier	RL	MDL	Unit	D	Prepared	Analyzed	Dil Fac
2-Methylphenol	0.0040	U	0.0040	0.00080	mg/L		08/05/11 12:49	08/10/11 14:47	1
Nitrobenzene	0.0040	U	0.0040	0.000040	mg/L		08/05/11 12:49	08/10/11 14:47	1
Pentachlorophenol	0.040	U	0.040	0.0024	mg/L		08/05/11 12:49	08/10/11 14:47	1
Pyridine	0.00212	J	0.020	0.00035	mg/L		08/05/11 12:49	08/10/11 14:47	1

Surrogate	*MB % Recovery*	*MB Qualifier*	*Limits*	*Prepared*	*Analyzed*	*Dil Fac*
2-Fluorobiphenyl (Surr)	*59*		*22 - 110*	*08/05/11 12:49*	*08/10/11 14:47*	*1*
2-Fluorophenol (Surr)	*30*		*10 - 110*	*08/05/11 12:49*	*08/10/11 14:47*	*1*
2,4,6-Tribromophenol (Surr)	*53*		*17 - 117*	*08/05/11 12:49*	*08/10/11 14:47*	*1*
Nitrobenzene-d5 (Surr)	*64*		*29 - 111*	*08/05/11 12:49*	*08/10/11 14:47*	*1*
Phenol-d5 (Surr)	*60*		*10 - 110*	*08/05/11 12:49*	*08/10/11 14:47*	*1*
Terphenyl-d14 (Surr)	*69*		*40 - 119*	*08/05/11 12:49*	*08/10/11 14:47*	*1*

Lab Sample ID: LCS 240-11037/3-A
Matrix: Water
Analysis Batch: 11659

Client Sample ID: Lab Control Sample
Prep Type: Total/NA
Prep Batch: 11037

Analyte	Spike Added	LCS Result	LCS Qualifier	Unit	D	% Rec	% Rec. Limits
2,4,5-Trichlorophenol	0.0800	0.0515		mg/L		64	35 - 111
2,4,6-Trichlorophenol	0.0800	0.0482		mg/L		60	32 - 110
Hexachlorobenzene	0.0800	0.0530		mg/L		66	47 - 116
Hexachlorobutadiene	0.0800	0.0502		mg/L		63	10 - 110
Hexachloroethane	0.0800	0.0531		mg/L		66	10 - 110
3 & 4 Methylphenol	0.160	0.107		mg/L		67	27 - 110
2-Methylphenol	0.0800	0.0529		mg/L		66	24 - 110
Nitrobenzene	0.0800	0.0568		mg/L		71	35 - 117
Pyridine	0.0800	0.0536		mg/L		67	10 - 110

Surrogate	*LCS % Recovery*	*LCS Qualifier*	*Limits*
2-Fluorobiphenyl (Surr)	*65*		*22 - 110*
2-Fluorophenol (Surr)	*52*		*10 - 110*
2,4,6-Tribromophenol (Surr)	*69*		*17 - 117*
Nitrobenzene-d5 (Surr)	*70*		*29 - 111*
Phenol-d5 (Surr)	*69*		*10 - 110*
Terphenyl-d14 (Surr)	*73*		*40 - 119*

Lab Sample ID: 240-2533-2 MS
Matrix: Water
Analysis Batch: 11267

Client Sample ID: FWG-IDW-MWPURGEJULY2011
Prep Type: TCLP
Prep Batch: 10999

Analyte	Sample Result	Sample Qualifier	Spike Added	MS Result	MS Qualifier	Unit	D	% Rec	% Rec. Limits
2,4,5-Trichlorophenol	0.020	U	0.0800	0.0548		mg/L		69	24 - 143
2,4,6-Trichlorophenol	0.020	U	0.0800	0.0502		mg/L		63	36 - 135
Hexachlorobenzene	0.020	U	0.0800	0.0531		mg/L		66	36 - 132
Hexachlorobutadiene	0.020	U	0.0800	0.0479		mg/L		60	18 - 116
Hexachloroethane	0.020	U	0.0800	0.0528		mg/L		66	18 - 110
3 & 4 Methylphenol	0.040	U	0.160	0.110		mg/L		69	46 - 109
2-Methylphenol	0.0040	U	0.0800	0.0538		mg/L		67	33 - 115
Nitrobenzene	0.0040	U	0.0800	0.0578		mg/L		72	19 - 200

Method: 8270C - Semivolatile Organic Compounds (GC/MS) (Continued)

Lab Sample ID: 240-2533-2 MS
Matrix: Water
Analysis Batch: 11267

Client Sample ID: FWG-IDW-MWPURGEJULY2011
Prep Type: TCLP
Prep Batch: 10999

Analyte	Sample Result	Sample Qualifier	Spike Added	MS Result	MS Qualifier	Unit	D	% Rec	% Rec. Limits
Pyridine	0.020	U	0.0800	0.0456		mg/L		57	10 - 148

Surrogate	*MS % Recovery*	*MS Qualifier*	*Limits*
2-Fluorobiphenyl (Surr)	*68*		*22 - 110*
2-Fluorophenol (Surr)	*66*		*10 - 110*
2,4,6-Tribromophenol (Surr)	*43*		*17 - 117*
Nitrobenzene-d5 (Surr)	*72*		*29 - 111*
Phenol-d5 (Surr)	*69*		*10 - 110*
Terphenyl-d14 (Surr)	*83*		*40 - 119*

Method: 6010B - Metals (ICP)

Lab Sample ID: MB 240-11024/2-A
Matrix: Water
Analysis Batch: 11262

Client Sample ID: Method Blank
Prep Type: Total/NA
Prep Batch: 11024

Analyte	MB Result	MB Qualifier	RL	MDL	Unit	D	Prepared	Analyzed	Dil Fac
Arsenic	0.50	U	0.50	0.0032	mg/L		08/05/11 11:52	08/08/11 13:38	1
Barium	10	U	10	0.00067	mg/L		08/05/11 11:52	08/08/11 13:38	1
Cadmium	0.10	U	0.10	0.00066	mg/L		08/05/11 11:52	08/08/11 13:38	1
Chromium	0.50	U	0.50	0.0022	mg/L		08/05/11 11:52	08/08/11 13:38	1
Lead	0.50	U	0.50	0.0019	mg/L		08/05/11 11:52	08/08/11 13:38	1
Selenium	0.25	U	0.25	0.0041	mg/L		08/05/11 11:52	08/08/11 13:38	1
Silver	0.50	U	0.50	0.0022	mg/L		08/05/11 11:52	08/08/11 13:38	1

Lab Sample ID: LCS 240-11024/3-A
Matrix: Water
Analysis Batch: 11262

Client Sample ID: Lab Control Sample
Prep Type: Total/NA
Prep Batch: 11024

Analyte	Spike Added	LCS Result	LCS Qualifier	Unit	D	% Rec	% Rec. Limits
Arsenic	2.00	2.05		mg/L		102	50 - 150
Barium	2.00	2.06	J	mg/L		103	50 - 150
Cadmium	0.0500	0.0527	J	mg/L		105	50 - 150
Chromium	0.200	0.204	J	mg/L		102	50 - 150
Lead	0.500	0.514		mg/L		103	50 - 150
Selenium	2.00	2.09		mg/L		104	50 - 150
Silver	0.0500	0.0514	J	mg/L		103	50 - 150

Lab Sample ID: LB 240-10991/1-B LB
Matrix: Water
Analysis Batch: 11262

Client Sample ID: Method Blank
Prep Type: TCLP
Prep Batch: 11024

Analyte	LB Result	LB Qualifier	RL	MDL	Unit	D	Prepared	Analyzed	Dil Fac
Arsenic	0.50	U	0.50	0.0032	mg/L		08/05/11 11:52	08/08/11 13:32	1
Barium	0.00425	J	10	0.00067	mg/L		08/05/11 11:52	08/08/11 13:32	1
Cadmium	0.10	U	0.10	0.00066	mg/L		08/05/11 11:52	08/08/11 13:32	1
Chromium	0.00226	J	0.50	0.0022	mg/L		08/05/11 11:52	08/08/11 13:32	1
Lead	0.00281	J	0.50	0.0019	mg/L		08/05/11 11:52	08/08/11 13:32	1
Selenium	0.00468	J	0.25	0.0041	mg/L		08/05/11 11:52	08/08/11 13:32	1
Silver	0.50	U	0.50	0.0022	mg/L		08/05/11 11:52	08/08/11 13:32	1

Method: 6010B - Metals (ICP) (Continued)

Lab Sample ID: 240-2533-2 MS
Matrix: Water
Analysis Batch: 11262

Client Sample ID: FWG-IDW-MWPURGEJULY2011
Prep Type: TCLP
Prep Batch: 11024

Analyte	Sample Result	Sample Qualifier	Spike Added	MS Result	MS Qualifier	Unit	D	% Rec	% Rec. Limits
Arsenic	0.50	U	5.00	5.30		mg/L		106	50 - 150
Barium	0.071	J B	50.0	51.5		mg/L		103	50 - 150
Cadmium	0.10	U	1.00	1.10		mg/L		110	50 - 150
Chromium	0.50	U	5.00	5.37		mg/L		107	50 - 150
Lead	0.50	U	5.00	5.34		mg/L		107	50 - 150
Selenium	0.25	U	1.00	1.05	J	mg/L		105	50 - 150
Silver	0.0022	J	1.00	1.01	J	mg/L		101	50 - 150

Lab Sample ID: 240-2533-2 MSD
Matrix: Water
Analysis Batch: 11262

Client Sample ID: FWG-IDW-MWPURGEJULY2011
Prep Type: TCLP
Prep Batch: 11024

Analyte	Sample Result	Sample Qualifier	Spike Added	MSD Result	MSD Qualifier	Unit	D	% Rec	% Rec. Limits	RPD	RPD Limit
Arsenic	0.50	U	5.00	5.30		mg/L		106	50 - 150	0	20
Barium	0.071	J B	50.0	52.0		mg/L		104	50 - 150	1	20
Cadmium	0.10	U	1.00	1.10		mg/L		110	50 - 150	1	20
Chromium	0.50	U	5.00	5.40		mg/L		108	50 - 150	1	20
Lead	0.50	U	5.00	5.36		mg/L		107	50 - 150	0	20
Selenium	0.25	U	1.00	1.07	J	mg/L		107	50 - 150	2	20
Silver	0.0022	J	1.00	0.990	J	mg/L		99	50 - 150	2	20

Method: 7470A - Mercury (CVAA)

Lab Sample ID: MB 240-11025/2-A
Matrix: Water
Analysis Batch: 11543

Client Sample ID: Method Blank
Prep Type: Total/NA
Prep Batch: 11025

Analyte	MB Result	MB Qualifier	RL	MDL	Unit	D	Prepared	Analyzed	Dil Fac
Mercury	0.0020	U	0.0020	0.00012	mg/L		08/05/11 12:40	08/10/11 13:36	1

Lab Sample ID: LCS 240-11025/3-A
Matrix: Water
Analysis Batch: 11543

Client Sample ID: Lab Control Sample
Prep Type: Total/NA
Prep Batch: 11025

Analyte	Spike Added	LCS Result	LCS Qualifier	Unit	D	% Rec	% Rec. Limits
Mercury	0.00500	0.00460		mg/L		92	50 - 150

Lab Sample ID: LB 240-10991/1-C LB
Matrix: Water
Analysis Batch: 11543

Client Sample ID: Method Blank
Prep Type: TCLP
Prep Batch: 11025

Analyte	LB Result	LB Qualifier	RL	MDL	Unit	D	Prepared	Analyzed	Dil Fac
Mercury	0.0020	U	0.0020	0.00012	mg/L		08/05/11 12:40	08/10/11 13:35	1

Lab Sample ID: 240-2533-2 MS
Matrix: Water
Analysis Batch: 11543

Client Sample ID: FWG-IDW-MWPURGEJULY2011
Prep Type: TCLP
Prep Batch: 11025

Analyte	Sample Result	Sample Qualifier	Spike Added	MS Result	MS Qualifier	Unit	D	% Rec	% Rec. Limits
Mercury	0.0020	U	0.00500	0.00310		mg/L		62	50 - 150

Method: 7470A - Mercury (CVAA) (Continued)

Lab Sample ID: 240-2533-2 MSD — **Client Sample ID: FWG-IDW-MWPURGEJULY2011**
Matrix: Water — **Prep Type: TCLP**
Analysis Batch: 11543 — **Prep Batch: 11025**

Analyte	Sample Result	Sample Qualifier	Spike Added	MSD Result	MSD Qualifier	Unit	D	% Rec	% Rec. Limits	RPD	RPD Limit
Mercury	0.0020	U	0.00500	0.00449	F	mg/L		90	50 - 150	37	20

Method: 1010 - Ignitability, Pensky-Martens Closed-Cup Method

Lab Sample ID: LCS 240-11235/1 — **Client Sample ID: Lab Control Sample**
Matrix: Water — **Prep Type: Total/NA**
Analysis Batch: 11235

Analyte	Spike Added	LCS Result	LCS Qualifier	Unit	D	% Rec	% Rec. Limits
Flashpoint	81.0	82.50		Degrees F		102	97 - 103

Lab Sample ID: 240-2533-2 DU — **Client Sample ID: FWG-IDW-MWPURGEJULY2011**
Matrix: Water — **Prep Type: Total/NA**
Analysis Batch: 11235

Analyte	Sample Result	Sample Qualifier	DU Result	DU Qualifier	Unit	D	RPD	RPD Limit
Flashpoint	>180		>180		Degrees F		NC	20

Method: 9012 - Cyanide, Reactive

Lab Sample ID: MB 480-27066/1-A — **Client Sample ID: Method Blank**
Matrix: Water — **Prep Type: Total/NA**
Analysis Batch: 27478 — **Prep Batch: 27066**

Analyte	MB Result	MB Qualifier	RL	MDL	Unit	D	Prepared	Analyzed	Dil Fac
Cyanide, Reactive	10	U	10	0.0030	mg/L		08/10/11 15:05	08/11/11 15:50	1

Lab Sample ID: LCS 480-27066/2-A — **Client Sample ID: Lab Control Sample**
Matrix: Water — **Prep Type: Total/NA**
Analysis Batch: 27478 — **Prep Batch: 27066**

Analyte	Spike Added	LCS Result	LCS Qualifier	Unit	D	% Rec	% Rec. Limits
Cyanide, Reactive	1000	119		mg/L		12	10 - 100

Method: 9034 - Sulfide, Reactive

Lab Sample ID: MB 480-27067/1-A — **Client Sample ID: Method Blank**
Matrix: Water — **Prep Type: Total/NA**
Analysis Batch: 27247 — **Prep Batch: 27067**

Analyte	MB Result	MB Qualifier	RL	MDL	Unit	D	Prepared	Analyzed	Dil Fac
Sulfide, Reactive	10	U	10	0.57	mg/L		08/10/11 15:05	08/11/11 19:20	1

Lab Sample ID: LCS 480-27067/2-A — **Client Sample ID: Lab Control Sample**
Matrix: Water — **Prep Type: Total/NA**
Analysis Batch: 27247 — **Prep Batch: 27067**

Analyte	Spike Added	LCS Result	LCS Qualifier	Unit	D	% Rec	% Rec. Limits
Sulfide, Reactive	1000	401		mg/L		40	10 - 100

Method: 9040B - pH

Lab Sample ID: LCS 240-10913/5
Matrix: Water
Analysis Batch: 10913

Client Sample ID: Lab Control Sample
Prep Type: Total/NA

Analyte	Spike Added	LCS Result	LCS Qualifier	Unit	D	% Rec	% Rec. Limits
Corrosivity	6.46	6.410		SU		99	97 - 103
pH	6.46	6.410		SU		99	97 - 103

QC Association Summary

Client: Environmental Quality Mgt., Inc.
Project/Site: RVAAP (OH) - IDW

TestAmerica Job ID: 240-2533-1

GC/MS VOA

Leach Batch: 10853

Lab Sample ID	Client Sample ID	Prep Type	Matrix	Method	Prep Batch
LB 240-10853/1-A MB	Method Blank	TCLP	Water	1311	
240-2533-2	FWG-IDW-MWPURGEJULY2011	TCLP	Water	1311	
240-2533-3	FWG-IDW-MWDECONJULT2011	TCLP	Water	1311	

Analysis Batch: 11065

Lab Sample ID	Client Sample ID	Prep Type	Matrix	Method	Prep Batch
LB 240-10853/1-A MB	Method Blank	TCLP	Water	8260B	
LCS 240-11065/10	Lab Control Sample	Total/NA	Water	8260B	
240-2533-2	FWG-IDW-MWPURGEJULY2011	TCLP	Water	8260B	
240-2533-3	FWG-IDW-MWDECONJULT2011	TCLP	Water	8260B	

Analysis Batch: 11322

Lab Sample ID	Client Sample ID	Prep Type	Matrix	Method	Prep Batch
LCS 240-11322/4	Lab Control Sample	Total/NA	Water	8260B	
MB 240-11322/5	Method Blank	Total/NA	Water	8260B	
240-2533-1	FWG-IDW-MWTBJULY2011	Total/NA	Water	8260B	

GC/MS Semi VOA

Leach Batch: 10991

Lab Sample ID	Client Sample ID	Prep Type	Matrix	Method	Prep Batch
240-2533-2	FWG-IDW-MWPURGEJULY2011	TCLP	Water	1311	
240-2533-2 MS	FWG-IDW-MWPURGEJULY2011	TCLP	Water	1311	
240-2533-3	FWG-IDW-MWDECONJULT2011	TCLP	Water	1311	

Prep Batch: 10999

Lab Sample ID	Client Sample ID	Prep Type	Matrix	Method	Prep Batch
240-2533-2	FWG-IDW-MWPURGEJULY2011	TCLP	Water	3520C	10991
240-2533-2 MS	FWG-IDW-MWPURGEJULY2011	TCLP	Water	3520C	10991
MB 240-10999/4-A	Method Blank	Total/NA	Water	3520C	
LCS 240-10999/5-A	Lab Control Sample	Total/NA	Water	3520C	

Prep Batch: 11037

Lab Sample ID	Client Sample ID	Prep Type	Matrix	Method	Prep Batch
240-2533-3	FWG-IDW-MWDECONJULT2011	TCLP	Water	3520C	10991
MB 240-11037/2-A	Method Blank	Total/NA	Water	3520C	
LCS 240-11037/3-A	Lab Control Sample	Total/NA	Water	3520C	

Analysis Batch: 11267

Lab Sample ID	Client Sample ID	Prep Type	Matrix	Method	Prep Batch
MB 240-10999/4-A	Method Blank	Total/NA	Water	8270C	10999
240-2533-2	FWG-IDW-MWPURGEJULY2011	TCLP	Water	8270C	10999
240-2533-2 MS	FWG-IDW-MWPURGEJULY2011	TCLP	Water	8270C	10999

Analysis Batch: 11659

Lab Sample ID	Client Sample ID	Prep Type	Matrix	Method	Prep Batch
MB 240-11037/2-A	Method Blank	Total/NA	Water	8270C	11037
LCS 240-11037/3-A	Lab Control Sample	Total/NA	Water	8270C	11037
240-2533-3	FWG-IDW-MWDECONJULT2011	TCLP	Water	8270C	11037

GC/MS Semi VOA (Continued)

Analysis Batch: 12144

Lab Sample ID	Client Sample ID	Prep Type	Matrix	Method	Prep Batch
LCS 240-10999/5-A	Lab Control Sample	Total/NA	Water	8270C	10999

Metals

Leach Batch: 10991

Lab Sample ID	Client Sample ID	Prep Type	Matrix	Method	Prep Batch
LB 240-10991/1-B LB	Method Blank	TCLP	Water	1311	
LB 240-10991/1-C LB	Method Blank	TCLP	Water	1311	
240-2533-2	FWG-IDW-MWPURGEJULY2011	TCLP	Water	1311	
240-2533-2 MS	FWG-IDW-MWPURGEJULY2011	TCLP	Water	1311	
240-2533-2 MSD	FWG-IDW-MWPURGEJULY2011	TCLP	Water	1311	
240-2533-3	FWG-IDW-MWDECONJULT2011	TCLP	Water	1311	

Prep Batch: 11024

Lab Sample ID	Client Sample ID	Prep Type	Matrix	Method	Prep Batch
LB 240-10991/1-B LB	Method Blank	TCLP	Water	3010A	10991
MB 240-11024/2-A	Method Blank	Total/NA	Water	3010A	
LCS 240-11024/3-A	Lab Control Sample	Total/NA	Water	3010A	
240-2533-2	FWG-IDW-MWPURGEJULY2011	TCLP	Water	3010A	10991
240-2533-2 MS	FWG-IDW-MWPURGEJULY2011	TCLP	Water	3010A	10991
240-2533-2 MSD	FWG-IDW-MWPURGEJULY2011	TCLP	Water	3010A	10991
240-2533-3	FWG-IDW-MWDECONJULT2011	TCLP	Water	3010A	10991

Prep Batch: 11025

Lab Sample ID	Client Sample ID	Prep Type	Matrix	Method	Prep Batch
LB 240-10991/1-C LB	Method Blank	TCLP	Water	7470A	10991
MB 240-11025/2-A	Method Blank	Total/NA	Water	7470A	
LCS 240-11025/3-A	Lab Control Sample	Total/NA	Water	7470A	
240-2533-2	FWG-IDW-MWPURGEJULY2011	TCLP	Water	7470A	10991
240-2533-2 MS	FWG-IDW-MWPURGEJULY2011	TCLP	Water	7470A	10991
240-2533-2 MSD	FWG-IDW-MWPURGEJULY2011	TCLP	Water	7470A	10991
240-2533-3	FWG-IDW-MWDECONJULT2011	TCLP	Water	7470A	10991

Analysis Batch: 11262

Lab Sample ID	Client Sample ID	Prep Type	Matrix	Method	Prep Batch
LB 240-10991/1-B LB	Method Blank	TCLP	Water	6010B	11024
MB 240-11024/2-A	Method Blank	Total/NA	Water	6010B	11024
LCS 240-11024/3-A	Lab Control Sample	Total/NA	Water	6010B	11024
240-2533-2	FWG-IDW-MWPURGEJULY2011	TCLP	Water	6010B	11024
240-2533-2 MS	FWG-IDW-MWPURGEJULY2011	TCLP	Water	6010B	11024
240-2533-2 MSD	FWG-IDW-MWPURGEJULY2011	TCLP	Water	6010B	11024
240-2533-3	FWG-IDW-MWDECONJULT2011	TCLP	Water	6010B	11024

Analysis Batch: 11543

Lab Sample ID	Client Sample ID	Prep Type	Matrix	Method	Prep Batch
LB 240-10991/1-C LB	Method Blank	TCLP	Water	7470A	11025
MB 240-11025/2-A	Method Blank	Total/NA	Water	7470A	11025
LCS 240-11025/3-A	Lab Control Sample	Total/NA	Water	7470A	11025
240-2533-2	FWG-IDW-MWPURGEJULY2011	TCLP	Water	7470A	11025
240-2533-2 MS	FWG-IDW-MWPURGEJULY2011	TCLP	Water	7470A	11025
240-2533-2 MSD	FWG-IDW-MWPURGEJULY2011	TCLP	Water	7470A	11025
240-2533-3	FWG-IDW-MWDECONJULT2011	TCLP	Water	7470A	11025

QC Association Summary

Client: Environmental Quality Mgt., Inc.
Project/Site: RVAAP (OH) - IDW

TestAmerica Job ID: 240-2533-1

General Chemistry

Analysis Batch: 10913

Lab Sample ID	Client Sample ID	Prep Type	Matrix	Method	Prep Batch
LCS 240-10913/5	Lab Control Sample	Total/NA	Water	9040B	
240-2533-2	FWG-IDW-MWPURGEJULY2011	Total/NA	Water	9040B	
240-2533-3	FWG-IDW-MWDECONJULT2011	Total/NA	Water	9040B	

Analysis Batch: 11235

Lab Sample ID	Client Sample ID	Prep Type	Matrix	Method	Prep Batch
LCS 240-11235/1	Lab Control Sample	Total/NA	Water	1010	
240-2533-2 DU	FWG-IDW-MWPURGEJULY2011	Total/NA	Water	1010	
240-2533-2	FWG-IDW-MWPURGEJULY2011	Total/NA	Water	1010	
240-2533-3	FWG-IDW-MWDECONJULT2011	Total/NA	Water	1010	

Prep Batch: 27066

Lab Sample ID	Client Sample ID	Prep Type	Matrix	Method	Prep Batch
MB 480-27066/1-A	Method Blank	Total/NA	Water	7.3.3	
LCS 480-27066/2-A	Lab Control Sample	Total/NA	Water	7.3.3	
240-2533-2	FWG-IDW-MWPURGEJULY2011	Total/NA	Water	7.3.3	
240-2533-3	FWG-IDW-MWDECONJULT2011	Total/NA	Water	7.3.3	

Prep Batch: 27067

Lab Sample ID	Client Sample ID	Prep Type	Matrix	Method	Prep Batch
MB 480-27067/1-A	Method Blank	Total/NA	Water	7.3.4	
LCS 480-27067/2-A	Lab Control Sample	Total/NA	Water	7.3.4	
240-2533-2	FWG-IDW-MWPURGEJULY2011	Total/NA	Water	7.3.4	
240-2533-3	FWG-IDW-MWDECONJULT2011	Total/NA	Water	7.3.4	

Analysis Batch: 27247

Lab Sample ID	Client Sample ID	Prep Type	Matrix	Method	Prep Batch
MB 480-27067/1-A	Method Blank	Total/NA	Water	9034	27067
LCS 480-27067/2-A	Lab Control Sample	Total/NA	Water	9034	27067
240-2533-3	FWG-IDW-MWDECONJULT2011	Total/NA	Water	9034	27067
240-2533-2	FWG-IDW-MWPURGEJULY2011	Total/NA	Water	9034	27067

Analysis Batch: 27478

Lab Sample ID	Client Sample ID	Prep Type	Matrix	Method	Prep Batch
LCS 480-27066/2-A	Lab Control Sample	Total/NA	Water	9012	27066
MB 480-27066/1-A	Method Blank	Total/NA	Water	9012	27066
240-2533-3	FWG-IDW-MWDECONJULT2011	Total/NA	Water	9012	27066
240-2533-2	FWG-IDW-MWPURGEJULY2011	Total/NA	Water	9012	27066

Lab Chronicle

TestAmerica Job ID: 240-2533-1

Client: Environmental Quality Mgt., Inc.
Project/Site: RVAAP (OH) - IDW

Client Sample ID: FWG-IDW-MWTBJULY2011

Lab Sample ID: 240-2533-1
Matrix: Water

Date Collected: 08/04/11 10:00
Date Received: 08/04/11 14:30

Prep Type	Batch Type	Batch Method	Run	Dilution Factor	Batch Number	Prepared Or Analyzed	Analyst	Lab
Total/NA	Analysis	8260B		1	11322	08/09/11 12:30	LE	TAL NC

Client Sample ID: FWG-IDW-MWPURGEJULY2011

Lab Sample ID: 240-2533-2
Matrix: Water

Date Collected: 08/04/11 10:00
Date Received: 08/04/11 14:30

Prep Type	Batch Type	Batch Method	Run	Dilution Factor	Batch Number	Prepared Or Analyzed	Analyst	Lab
TCLP	Leach	1311			10853	08/05/11 10:08	DJ	TAL NC
TCLP	Analysis	8260B		1	11065	08/06/11 02:13	TL	TAL NC
TCLP	Leach	1311			10991	08/05/11 10:00	DJ	TAL NC
TCLP	Prep	3520C			10999	08/05/11 10:52	SE	TAL NC
TCLP	Analysis	8270C		1	11267	08/08/11 12:28	MU	TAL NC
TCLP	Leach	1311			10991	08/05/11 10:00	DJ	TAL NC
TCLP	Prep	3010A			11024	08/05/11 11:52	LM	TAL NC
TCLP	Analysis	6010B		1	11262	08/08/11 14:00	BD	TAL NC
TCLP	Prep	7470A			11025	08/05/11 12:40	LM	TAL NC
TCLP	Analysis	7470A		1	11543	08/10/11 13:39	BD	TAL NC
Total/NA	Analysis	9040B		1	10913	08/04/11 18:53	CN	TAL NC
Total/NA	Analysis	1010		1	11235	08/08/11 10:02	JM	TAL NC
Total/NA	Prep	7.3.4			27067	08/10/11 15:47	RL	TAL BUF
Total/NA	Analysis	9034		1	27247	08/11/11 20:00	RL	TAL BUF
Total/NA	Prep	7.3.3			27066	08/10/11 15:45	RL	TAL BUF
Total/NA	Analysis	9012		1	27478	08/11/11 15:57	JR	TAL BUF

Client Sample ID: FWG-IDW-MWDECONJULT2011

Lab Sample ID: 240-2533-3
Matrix: Water

Date Collected: 08/04/11 10:15
Date Received: 08/04/11 14:30

Prep Type	Batch Type	Batch Method	Run	Dilution Factor	Batch Number	Prepared Or Analyzed	Analyst	Lab
TCLP	Leach	1311			10853	08/05/11 10:08	DJ	TAL NC
TCLP	Analysis	8260B		4	11065	08/06/11 02:37	TL	TAL NC
TCLP	Leach	1311			10991	08/05/11 10:00	DJ	TAL NC
TCLP	Prep	3520C			11037	08/05/11 12:49	SE	TAL NC
TCLP	Analysis	8270C		1	11659	08/10/11 17:39	MU	TAL NC
TCLP	Leach	1311			10991	08/05/11 10:00	DJ	TAL NC
TCLP	Prep	3010A			11024	08/05/11 11:52	LM	TAL NC
TCLP	Analysis	6010B		1	11262	08/08/11 14:23	BD	TAL NC
TCLP	Prep	7470A			11025	08/05/11 12:40	LM	TAL NC
TCLP	Analysis	7470A		1	11543	08/10/11 13:43	BD	TAL NC
Total/NA	Analysis	9040B		1	10913	08/04/11 18:53	CN	TAL NC
Total/NA	Analysis	1010		1	11235	08/08/11 10:02	JM	TAL NC
Total/NA	Prep	7.3.4			27067	08/10/11 16:08	RL	TAL BUF
Total/NA	Analysis	9034		1	27247	08/11/11 19:38	RL	TAL BUF
Total/NA	Prep	7.3.3			27066	08/10/11 16:05	RL	TAL BUF
Total/NA	Analysis	9012		1	27478	08/11/11 15:53	JR	TAL BUF

Lab Chronicle

Client: Environmental Quality Mgt., Inc.
Project/Site: RVAAP (OH) - IDW

TestAmerica Job ID: 240-2533-1

Laboratory References:

TAL BUF = TestAmerica Buffalo, 10 Hazelwood Drive, Amherst, NY 14228-2298, TEL (716)691-2600

TAL NC = TestAmerica North Canton, 4101 Shuffel Street NW, North Canton, OH 44720, TEL (330)497-9396

Certification Summary

Client: Environmental Quality Mgt., Inc.
Project/Site: RVAAP (OH) - IDW

TestAmerica Job ID: 240-2533-1

Laboratory	Authority	Program	EPA Region	Certification ID
TestAmerica North Canton	ACLASS	DoD ELAP		ADE-1437
TestAmerica North Canton	California	NELAC	9	01144CA
TestAmerica North Canton	Connecticut	State Program	1	PH-0590
TestAmerica North Canton	Florida	NELAC	4	E87225
TestAmerica North Canton	Georgia	Georgia EPD	4	N/A
TestAmerica North Canton	Illinois	NELAC	5	200004
TestAmerica North Canton	Kansas	NELAC	7	E-10336
TestAmerica North Canton	Kentucky	State Program	4	58
TestAmerica North Canton	Minnesota	NELAC	5	039-999-348
TestAmerica North Canton	Nevada	State Program	9	OH-000482008A
TestAmerica North Canton	New Jersey	NELAC	2	OH001
TestAmerica North Canton	New York	NELAC	2	10975
TestAmerica North Canton	Ohio	OVAP	5	CL0024
TestAmerica North Canton	Pennsylvania	NELAC	3	68-00340
TestAmerica North Canton	USDA	USDA		P330-08-00123
TestAmerica North Canton	West Virginia	West Virginia DEP	3	210
TestAmerica North Canton	Wisconsin	State Program	5	999518190
TestAmerica Buffalo	Arkansas	State Program	6	88-0686
TestAmerica Buffalo	California	NELAC	9	1169CA
TestAmerica Buffalo	Connecticut	State Program	1	PH-0568
TestAmerica Buffalo	Florida	NELAC	4	E87672
TestAmerica Buffalo	Georgia	Georgia EPD	4	N/A
TestAmerica Buffalo	Georgia	State Program	4	956
TestAmerica Buffalo	Illinois	NELAC	5	100325 / 200003
TestAmerica Buffalo	Iowa	State Program	7	374
TestAmerica Buffalo	Kansas	NELAC	7	E-10187
TestAmerica Buffalo	Kentucky	Kentucky UST	4	30
TestAmerica Buffalo	Kentucky	State Program	4	90029
TestAmerica Buffalo	Louisiana	NELAC	6	02031
TestAmerica Buffalo	Maine	State Program	1	NY0044
TestAmerica Buffalo	Maryland	State Program	3	294
TestAmerica Buffalo	Massachusetts	State Program	1	M-NY044
TestAmerica Buffalo	Michigan	State Program	5	9937
TestAmerica Buffalo	Minnesota	NELAC	5	036-999-337
TestAmerica Buffalo	New Hampshire	NELAC	1	2337
TestAmerica Buffalo	New Hampshire	NELAC	1	68-00281
TestAmerica Buffalo	New Jersey	NELAC	2	NY455
TestAmerica Buffalo	New York	NELAC	2	10026
TestAmerica Buffalo	North Dakota	State Program	8	R-176
TestAmerica Buffalo	Oklahoma	State Program	6	9421
TestAmerica Buffalo	Oregon	NELAC	10	NY200003
TestAmerica Buffalo	Pennsylvania	NELAC	3	68-00281
TestAmerica Buffalo	Tennessee	State Program	4	TN02970
TestAmerica Buffalo	Texas	NELAC	6	T104704412-08-TX
TestAmerica Buffalo	USDA	USDA		P330-08-00242
TestAmerica Buffalo	Virginia	State Program	3	278
TestAmerica Buffalo	Washington	State Program	10	C1677
TestAmerica Buffalo	West Virginia	West Virginia DEP	3	252
TestAmerica Buffalo	Wisconsin	State Program	5	998310390

Accreditation may not be offered or required for all methods and analytes reported in this package. Please contact your project manager for the laboratory's current list of certified methods and analytes.

Chain of Custody Record

TestAmerica Laboratory location: Canton Oh

Regulatory program: ☐ DW ☐ NPDES ☐ RCRA ☐ Other

TestAmerica
THE LEADER IN ENVIRONMENTAL TESTING

TestAmerica Laboratories, Inc.

Client Contact				
Company Name: EQM	Client Project Manager: John Muller	Site Contact: E Corbin	Lab Contact: M Loeb	COC No: 10W001
Address: 1800 Carillon	Telephone: 3538257800 (fax)	Telephone: 7495 →	Telephone: 330	1 of 1 COCs
City/State/Zip: Cincinnati Oh 45240	Email: ecorbin@eqm.com	Analysis Turnaround Time	Analyses	For Lab Use Only
Phone: 513 825 7500		TAT if different from below ☐ 3 weeks ☐ 2 weeks ☐ 1 week ☐ 2 days ☐ 1 day	TCLP VOC; TCLP SVOC; TCLP Metals, Mercury; Reactive Cyanide/Sulfide; pH Ignitability	Walk-in client; Lab sampling; Job / SDG No.
Project Name: RVAAP	Method of Shipment/Carrier: Lab pickup			
Project Number: 30240.0006.c	Shipping/Tracking No: N/A			
PO# 16726				

Sample Identification	Sample Date	Sample Time	Matrix: Air	Aqueous	Sediment	Solid	Other:	Preservation: H2SO4	HNO3	HCl	NaOH	ZnAc/ NaOH	Unpres	Other:	Unfiltered Sample	Filtered Sample	Sample Specific Notes / Special Instructions:
FWG-IDW-MW TB July 2011	8/4/11	1000		X						1					1		IDW
FWG-IDW-MW Purge July 2011	8/4/11	1000		X									5		NC		IDW
FWG-IDW-MW Decon July 2011	8/4/11	1015		X									5		NC		IDW

Possible Hazard Identification: ☒ Non-Hazard ☐ Flammable ☐ Skin Irritant ☐ Poison B ☐ Unknown

Sample Disposal (A fee may be assessed if samples are retained longer than 1 month): ☐ Return to Client ☒ Disposal By Lab ☐ Archive For _____ Months

Special Instructions/QC Requirements & Comments:

Relinquished by: J. Stanley	Company: EQ	Date/Time: 8-4-11	1130	Received by: TC	Company: TAL-NC	Date/Time: 8/4/11 1130
Relinquished by: TC	Company: TAL-NC	Date/Time: 8/5/11	0430	Received by:	Company:	Date/Time:
Relinquished by:	Company:	Date/Time:		Received in Laboratory by:	Company: TA NC	Date/Time: 8/4/11 1430

©2008, TestAmerica Laboratories, Inc. All rights reserved.
TestAmerica & Design ™ are trademarks of TestAmerica Laboratories, Inc.

TAL-0018 (1008)

08/22/2011

TestAmerica Cooler Receipt Form/Narrative **Lot Number:** 2533
North Canton Facility

Client ERM Project _____ By: _____ (Signature)
Cooler Received on 8/4/11 Opened on 8/4/11
~~FedEx~~ ☒ UPS ☐ DHL ☐ FAS ☐ Stetson ☐ Client Drop Off ☐ TestAmerica Courier ☒ Other _____
TestAmerica Cooler # A323 Multiple Coolers ☐ Foam Box ☐ Client Cooler ☐ Other _____

1. Were custody seals on the outside of the cooler(s)? Yes ☒ No ☐ Intact? Yes ☒ No ☐ NA ☐
   If YES, Quantity 1 Quantity Unsalvageable _____
   Were custody seals on the outside of cooler(s) signed and dated? Yes ☒ No ☐ NA ☐
   Were custody seals on the bottle(s)? Yes ☐ No ☒
   If YES, are there any exceptions? _____
2. Shippers' packing slip attached to the cooler(s)? Yes ☐ No ☒
3. Did custody papers accompany the sample(s)? Yes ☒ No ☐ Relinquished by client? Yes ☒ No ☐
4. Were the custody papers signed in the appropriate place? Yes ☒ No ☐
5. Packing material used: Bubble Wrap ☒ Foam ☐ None ☐ Other _____
6. Cooler temperature upon receipt 2.2 °C See back of form for multiple coolers/temps ☐
   METHOD: IR ☒ Other ☐ _____
   COOLANT: Wet Ice ☒ Blue Ice ☐ Dry Ice ☐ Water ☐ None ☐
7. Did all bottles arrive in good condition (Unbroken)? Yes ☒ No ☐
8. Could all bottle labels be reconciled with the COC? Yes ☒ No ☐
9. Were sample(s) at the correct pH upon receipt? Yes ☐ No ☐ NA ☒
10. Were correct bottle(s) used for the test(s) indicated? Yes ☒ No ☐
11. Were air bubbles >6 mm in any VOA vials? Yes ☐ No ☐ NA ☒
12. Sufficient quantity received to perform indicated analyses? Yes ☒ No ☐
13. Was a trip blank present in the cooler(s)? Yes ☒ ~~No~~ ☐ Were VOAs on the COC? Yes ☐ No ☒

Contacted PM _____ Date _____ by _____ via Verbal ☐ Voice Mail ☐ Other ☐
Concerning _____

14. CHAIN OF CUSTODY

The following discrepancies occurred:

15. SAMPLE CONDITION

Sample(s) _____ were received after the recommended holding time had expired.
Sample(s) _____ were received in a broken container.
Sample(s) _____ were received with bubble >6 mm in diameter. (Notify PM)

16. SAMPLE PRESERVATION

Sample(s) _____ were further preserved in Sample Receiving to meet recommended pH level(s). *Nitric Acid Lot#* 100110-HNO_3; *Sulfuric Acid Lot#* 110410-H_2SO_4; *Sodium Hydroxide Lot#* 100108 -*NaOH; Hydrochloric Acid Lot#* 092006-*HCl; Sodium Hydroxide and Zinc Acetate Lot#* 100108-$(CH_3COO)_2ZN$/*NaOH*. What time was preservative added to sample(s)? _____

Client ID	pH	Date	Initials

TestAmerica Cooler Receipt Form/Narrative
North Canton Facility

Client ID	pH	Date	Initials

Login Sample Receipt Checklist

Client: Environmental Quality Mgt., Inc.

Job Number: 240-2533-1

Login Number: 2533
List Number: 1
Creator: McFadden, John

List Source: TestAmerica North Canton

Question	Answer	Comment
Radioactivity either was not measured or, if measured, is at or below background	N/A	
The cooler's custody seal, if present, is intact.	True	
The cooler or samples do not appear to have been compromised or tampered with.	True	
Samples were received on ice.	True	
Cooler Temperature is acceptable.	True	
Cooler Temperature is recorded.	True	2.2
COC is present.	True	
COC is filled out in ink and legible.	True	
COC is filled out with all pertinent information.	True	
Is the Field Sampler's name present on COC?	True	
There are no discrepancies between the sample IDs on the containers and the COC.	True	
Samples are received within Holding Time.	True	
Sample containers have legible labels.	True	
Containers are not broken or leaking.	True	
Sample collection date/times are provided.	True	
Appropriate sample containers are used.	True	
Sample bottles are completely filled.	True	
Sample Preservation Verified.	True	
There is sufficient vol. for all requested analyses, incl. any requested MS/MSDs	True	
VOA sample vials do not have headspace or bubble is <6mm (1/4") in diameter.	True	
Multiphasic samples are not present.	True	
Samples do not require splitting or compositing.	True	
Residual Chlorine Checked.	N/A	

Login Sample Receipt Checklist

Client: Environmental Quality Mgt., Inc.

Job Number: 240-2533-1

Login Number: 2533
List Number: 1
Creator: Kinecki, Kenneth

List Source: TestAmerica Buffalo
List Creation: 08/06/11 11:38 AM

Question	Answer	Comment
Radioactivity either was not measured or, if measured, is at or below background	True	
The cooler's custody seal, if present, is intact.	True	
The cooler or samples do not appear to have been compromised or tampered with.	True	
Samples were received on ice.	True	
Cooler Temperature is acceptable.	True	
Cooler Temperature is recorded.	True	
COC is present.	True	
COC is filled out in ink and legible.	True	
COC is filled out with all pertinent information.	True	
Is the Field Sampler's name present on COC?	True	
There are no discrepancies between the sample IDs on the containers and the COC.	True	
Samples are received within Holding Time.	True	
Sample containers have legible labels.	True	
Containers are not broken or leaking.	True	
Sample collection date/times are provided.	True	
Appropriate sample containers are used.	True	
Sample bottles are completely filled.	True	
Sample Preservation Verified	True	
There is sufficient vol. for all requested analyses, incl. any requested MS/MSDs	True	
VOA sample vials do not have headspace or bubble is <6mm (1/4") in diameter.	True	
If necessary, staff have been informed of any short hold time or quick TAT needs	True	
Multiphasic samples are not present.	True	
Samples do not require splitting or compositing.	True	
Sampling Company provided.	True	
Samples received within 48 hours of sampling.	True	
Samples requiring field filtration have been filtered in the field.	N/A	
Chlorine Residual checked.	N/A	

APPENDIX F

REPORTING LIMITS THAT CURRENTLY DO NOT MEET THE RVAAP QAPP PQLS AND/OR REGION 9 PRGS

VOCs

CAS No.	Analyte Name	MDL	Lab RL	RVAAP QAPP PQL	Region 9 PRG	MCL
107-06-2	1,2-Dichloroethane	0.16	1.0	1.0	0.12	5.0
71-43-2	Benzene	0.22	1.0	1.0	0.35	5.0
67-66-3	Chloroform	0.16	1.0	1.0	0.17	NA
10061-01-5	cis-1,3-Dichloropropene	0.12	1.0	1.0	0.4	NA
75-01-4	Vinyl chloride	0.21	1.0	1.0	0.02	2.0
79-34-5	1,1,2,2-Tetrachloroethane	0.22	1.0	1.0	0.055	NA
106-93-4	1,2-Dibromoethane	0.24	1.0	1.0	0.0056	NA
79-01-6	Trichloroethene	0.28	1.0	1.0	0.028	5.0
127-18-4	Tetrachloroethene	0.19	1.0	1.0	0.1	5.0
75-27-4	Bromodichloromethane	0.14	1.0	1.0	0.18	NA
79-00-5	1,1,2-Trichloroethane	0.22	1.0	1.0	0.2	5.0
124-48-1	Dibromochloromethane	0.19	1.0	1.0	0.13	NA
10061-02-6	Trans-1,3-Dichloropropene	0.17	1.0	1.0	0.4	NA
56-23-5	Carbon tetrachloride	0.19	1.0	1.0	0.17	5.0

Note: All units are µg/L
NA = Not Available

SVOCs

CAS No.	Analyte Name	MDL	Lab RL	RVAAP QAPP PQL	Region 9 PRG	MCL
111-44-4	Bis(2-Chloroethyl) ether	0.088	1.0	10	0.01	NA
50-32-8	Benzo(a)pyrene	0.048	0.20	10	0.0092	0.2
53-70-3	Dibenz(a,h)anthracene	0.039	0.20	10	0.0093	NA
118-74-1	Hexachlorobenzene	0.065	0.20	10	0.042	1.0
205-99-2	Benzo(b)fluoranthene	0.049	0.20	10	0.092	NA
193-39-5	Indeno(1,2,3-cd)pyrene	0.065	0.20	10	0.092	NA
56-55-3	Benzo(a)anthracene	0.052	0.20	10	0.092	NA
91-94-1	3,3'-Dichlorobenzidine	0.48	5.0	10	0.15	NA
106-46-7	1,4-Dichlorobenzene	0.52	1.0	10	0.5	75
87-86-5	Pentachlorophenol	0.48	5.0	25	0.56	1.0
87-68-3	Hexachlorobutadiene	0.51	1.0	10	0.86	NA
88-06-2	2,4,6-Trichlorophenol	1.4	5.0	10	3.6	NA

Note: All units are µg/L
NA = Not Available

Pesticides

CAS No.	Analyte Name	MDL	Lab RL	RVAAP QAPP PQL	Region 9 PRG	MCL
60-57-1	Dieldrin	0.0067	0.030	0.05	0.0042	NA
309-00-2	Aldrin	0.0061	0.030	0.05	0.004	NA
1024-57-3	Heptachlor epoxide	0.0065	0.030	0.05	0.0074	0.2
319-84-6	alpha-BHC	0.0062	0.030	0.05	0.011	NA
76-44-8	Heptachlor	0.0062	0.030	0.05	0.015	0.4

Note: All units are µg/L
NA = Not Available

Explosives

CAS No.	Analyte Name	MDL	Lab RL	RVAAP QAPP PQL	Region 9 PRG	MCL
88-72-2	2-Nitrotoluene	0.1	0.48	0.2	120	NA
99-08-1	3-Nitrotoluene	0.1	0.48	0.2	0.049	NA
99-99-0	4-Nitrotoluene	0.1	0.48	0.2	0.66	NA

Note: All units are µg/L
NA = Not Available

PCBs

CAS No.	Analyte Name	MDL	Lab RL	RVAAP QAPP PQL	Region 9 PRG	MCL
11104-28-2	PCB-1221	0.49	0.50	0.50	0.034	5.0
11141-16-5	PCB-1232	0.41	0.50	0.50	0.034	5.0
53469-21-9	PCB-1242	0.11	0.50	0.50	0.034	5.0
12672-29-6	PCB-1248	0.049	0.50	0.50	0.034	5.0
11097-69-1	PCB-1254	0.087	0.50	0.50	0.034	5.0
11096-82-5	PCB-1260	0.071	0.50	0.50	0.034	5.0

Note: All units are µg/L
NA = Not Available

Inorganics

CAS No.	Analyte Name	MDL	Lab RL	RVAAP QAPP PQL	Region 9 PRG	MCL
7440-70-2	Calcium	80	100	100	NS	NA
7440-23-5	Sodium	410	1000	200	NS	NA
7440-09-7	Potassium	72	1000	200	NS	NA

Note: All units are µg/L
NA = Not Available
These compounds will not meet the reporting limits specified in the QAPP. However, these chemicals have consistently been found naturally occurring on the site at values that exceed the QAPP RLs.

APPENDIX G

CORRESPONDENCE / COMMENT RESPONSE TABLES

Ohio | **Environmental Protection Agency**
John R. Kasich, **Governor**
Mary Taylor, **Lt. Governor**
Scott J. Nally, **Director**

February 28, 2012

RE: RAVENNA ARMY AMMUNITION PLANT,
PORTAGE/TRUMBULL COUNTIES,
FWGWMP, FINAL, JULY 2011
SAMPLING EVENT REPORT
(# 276000859036)

Mr. Mark Patterson
Installation Manager
Ravenna Army Ammunition Plant
8451 State Route 5
Ravenna, OH 44266

CERTIFIED MAIL
7010 3090 0000 3936 6153

Dear Mr. Patterson:

The Ohio Environmental Protection Agency (Ohio EPA) has received and reviewed the "Final, Facility-Wide Ground Water Monitoring Program (FWGWMP) July 2011 Sampling Event, Ravenna Army Ammunition Plant, Ravenna, Ohio" document. The "Investigative Derived Waste and Characterization and Disposal Plan" (IDW) has been included as Appendix E. The document was received at Ohio EPA, Northeast District Office (NEDO), Division of Environmental Response and Revitalization (DERR), on February 23, 2012, and is dated February 22, 2012. The document was prepared for the U.S. Army Corps of Engineers (USACE) – Louisville District, by Environmental Quality Management, Inc. (EQM), under contract no. W912QR-04-D-0036.

The final document was compared to the draft version and the approved response to comments table. All required changes have been made to the document and it is hereby approved by Ohio EPA. If you have any questions, please call me at (330) 963-1207.

Sincerely,

Vicki Deppisch
Project Coordinator
Division of Environmental Response and Revitalization

VD/kss

cc: Eileen Mohr, Ohio EPA, NEDO, DERR

ec: Katie Tait, OHARNG RTLS
Glen Beckham, USACE Louisville
Mark Eldridge, AEC
Justin Burke, Ohio EPA, CO, DERR
Nancy Zikmanis, Ohio EPA, NEDO, DERR
Conni McCambridge, Ohio EPA, NEDO, DERR
LtC Ed Meade, OHARNG RTLS
Mark Nichter, USACE Louisville
John Miller, EQM
Kim Harriz, NGB
Todd Fisher, Ohio EPA, NEDO, DERR

Northeast District Office
2110 East Aurora Road
Twinsburg, OH 44087-1924

330 | 963 1200
330 | 487 0769 (fax)
www.epa.ohio.gov

Ohio | Environmental Protection Agency
John R. Kasich, Governor
Mary Taylor, Lt. Governor
Scott J. Nally, Director

February 17, 2012

RE: RAVENNA ARMY AMMUNITION PLANT,
PORTAGE/TRUMBULL COUNTIES,
FWGWMP, DRAFT, JULY 2011
SAMPLING EVENT REPORT
(# 276000859036)

Mr. Mark Patterson
Installation Manager
Ravenna Army Ammunition Plant
8451 State Route 5
Ravenna, OH 44266

CERTIFIED MAIL
7010 3090 0000 3936 6214

Dear Mr. Patterson:

The Ohio Environmental Protection Agency (Ohio EPA) has received and reviewed the "Response to Comments, Draft, Facility-Wide Ground Water Monitoring Program (FWGWMP) July 2011 Sampling Event, Ravenna Army Ammunition Plant, Ravenna, Ohio" document. The "Investigative Derived Waste and Characterization and Disposal Plan" (IDW) has been included as Appendix E. The document was received at Ohio EPA, Northeast District Office (NEDO), Division of Environmental Response and Revitalization (DERR), on February 3, 2011, and is dated February 2, 2011. The document was prepared for the U.S. Army Corps of Engineers (USACE) – Louisville District, by Environmental Quality Management, Inc. (EQM), under contract no. W912QR-04-D-0036. This document was reviewed by Ohio EPA personnel in NEDO/DERR and NEDO's Division of Drinking and Ground Waters (DDAGW).

All comments have been adequately addressed. Please forward the replacement binder covers, pages, revised CDs, etc. If you have any questions, please call me at (330) 963-1207.

Sincerely,

Vicki Deppisch
Project Coordinator
Division of Environmental Response and Revitalization

VD/kss

cc: Eileen Mohr, Ohio EPA, NEDO, DERR

ec: Katie Tait, OHARNG RTLS
Glen Beckham, USACE Louisville
Justin Burke, Ohio EPA, CO, DERR
Todd Fisher, Ohio EPA, NEDO, DERR
Nancy Zikmanis, Ohio EPA, NEDO, DERR
Conni McCambridge, Ohio EPA, NEDO, DERR
LtC. Ed Meade, OHARNG RTLS
Mark Nichter, USACE Louisville
John Miller, EQM
Kim Harriz, NGB
Mark Eldridge, AEC

Northeast District Office
2110 East Aurora Road
Twinsburg, OH 44087-1924

330 | 963 1200
330 | 487 0769 (fax)
www.epa.ohio.gov

Ohio | Environmental Protection Agency
John R. Kasich, Governor
Mary Taylor, Lt. Governor
Scott J. Nally, Director

January 17, 2012

RE: RAVENNA ARMY AMMUNITION PLANT,
PORTAGE/TRUMBULL COUNTIES,
FWGWMP, DRAFT, JULY 2011
SAMPLING EVENT REPORT
(# 276000859036)

Mr. Mark Patterson
Installation Manager
Ravenna Army Ammunition Plant
8451 State Route 5
Ravenna, OH 44266

CERTIFIED MAIL
7010 3090 0000 3936 6306

Dear Mr. Patterson:

The Ohio Environmental Protection Agency (Ohio EPA) has received and reviewed the "Draft, Facility-Wide Ground Water Monitoring Program (FWGWMP) July 2011 Sampling Event, Ravenna Army Ammunition Plant, Ravenna, Ohio" document. The "Investigative Derived Waste and Characterization and Disposal Plan" (IDW) has been included as Appendix E. The document was received at Ohio EPA, Northeast District Office (NEDO), Division of Environmental Response and Revitalization (DERR), on December 14, 2011, and is dated December 13, 2011. The document was prepared for the U.S. Army Corps of Engineers (USACE) – Louisville District, by Environmental Quality Management, Inc. (EQM), under contract no. W912QR-04-D-0036. This document was reviewed by Ohio EPA personnel in NEDO, DERR, and NEDO's Division of Drinking and Ground Waters (DDAGW).

This monitoring event was completed under the FWGWMP. A revised 2010 - 2011 monitoring well sampling list was submitted to Ohio EPA in early 2010. The list of wells to be sampled, as well as scheduling issues, were discussed and agreed upon with Ohio EPA in a telephone conference on May 26, 2010. This discussion was verified in the May 26, 2010 email from Mr. Mark Nichter, U.S. Army Corps of Engineers (July 2011 Report, Appendix A).

July 2011 Ground Water Sampling Event: Quarterly ground water elevation data were collected from the selected group of 36 monitoring wells during a four-day sampling event, on August 1 through 4, 2011 (Section 2.1, page 7). This sampling event included wells from Load Lines 1, 2, 3, and 12 (Appendix B, Table 1). The six Sharon Conglomerate wells (SCF series), along with the five RCRA wells (i.e., Ramsdell Quarry RQL series and Open Detonation Area # 2 DET series), were not included in this sampling event. Potentiometric surface maps were not generated from the July 2011 quarterly data.

Low-flow purging and sampling techniques were used to minimize excessive turbidity in the wells. However, high turbidity values (>500 NTUs) continued to be a problem during purging activities in two wells: LL12mw-113 and LL12mw-128. For these wells, purging was continued until the stabilization parameters (i.e., temperature, specific conductance, pH) were stabilized, in an attempt to reach turbidity values that are within 10% of each other (Section 2.2, pg. 8).

Ground water samples were collected with bladder pump micro-purge equipment, except for LL1mw-085. The latter has historically been noted for a slight bend at approximately 6 to 8 feet below the top of the casing and was sampled using a Teflon bailer (Section 2.2, pg. 8).

Ground water samples were analyzed for volatile organic compounds (VOCs), semi-volatile organic compounds (SVOCs), polychlorinated biphenols (PCBs), pesticides, propellants (i.e., nitroguandine, nitrocellulose), explosives (i.e., HMX, RDX, nitroaromatics, and nitramines), cyanide, and target analyte list (TAL) metals. Twenty-eight wells were sampled for hexavalent chromium (filtered) and three Load Line 2 wells were also analyzed for nitrate/nitrite (Section 2.3, pg. 9). Filtered ground water samples were also collected for metal analyses from wells at the facility. Filtered samples collected through the bladder pump used an inline 0.45 micron filter emptying directly into sample bottles containing nitric acid (Section 2.2, pg. 9).

Enclosed are Ohio EPA's comments. If you have any questions, please call me at (330) 963-1207.

Sincerely,

Vicki Deppisch
Project Coordinator
Division of Environmental Response and Revitalization

VD/kss

enclosure

cc: Eileen Mohr, Ohio EPA, NEDO, DERR

ec: Katie Tait, OHARNG RTLS
LTC Ed Meade, OHARNG RTLS
Glen Beckham, USACE Louisville
Mark Nichter, USACE Louisville
Mark Eldridge, AEC
Conni McCambridge, Ohio EPA, NEDO, DERR
John Miller, EQM
Justin Burke, Ohio EPA, CO, DERR
Nancy Zikmanis, Ohio EPA, NEDO, DERR
Todd Fisher, Ohio EPA, NEDO, DERR
Kim Harriz, NGB

PRELIMINARY DRAFT FACILITY-WIDE GROUNDWATER MONITORING PROGRAM
(REPORT ON THE JULY 2011 SAMPLING EVENT)
RAVENNA ARMY AMMUNITION PLANT, RAVENNA OHIO
COMMENT RESPONSE TABLE
January 18, 2012

Comment Number	Page or Sheet	New Page or Sheet	Comment	Recommendation	Response
			Ohio EPA (V. Deppisch/C. McCambridge)		
O-1	Pages vi, vii, and 5 (Executive Summary, Section 1.3)		Bullet # 1 of the Executive Summary and Section 1.3 state that *"31 wells"* were sampled during the July 2011 sampling event. However, Line 3 of the next page (pg. vii) states that samples were collected from 51 wells. The report text indicates that 36 wells were sampled during this sampling event.	Please verify and correct the number of sampled wells on these two pages of the Executive Summary and in Section 1.3.	Thirty-six wells were sampled during this monitoring event. The typographical errors in the Executive Summary will be corrected.
O-2	Pages 7 and 8 (Section 2.1, Section 2.2)		Sections 2.1 and 2.2 state that the July 2011 sampling event actually took place between August 1 and 4, 2011. It is unclear why this event/report was not titled as the *"August 2011 sampling event."*	Please explain why the July 2011 sampling event took place in August 2011.	The sequence of events leading to the delay of the sampling event is presented in Appendix A of the report. The primary reason for the delay was to ensure agreement among all stakeholders for a path going forward after the April 2011 event concerning the identity of the wells to be sampled and the analytes to be analyzed. In order to be consistent with past reports the Army decided to stay with the "July" nomenclature in reference to this event even though the event actually occurred the first week in August.
O-3	Page 14 (Section 3.1-Table 3-1)		Table 3-1 indicates that greater than one foot of sediment has accumulated in two Load Line 12 wells (i.e., LL12mw-113, LL12mw-243); however, these wells	Please provide a discussion concerning how and when this issue of excessive silting will be addressed in the two wells,	The two wells (LL12mw-113 and LL12mw-243) are wells that have been redeveloped in the past but continue to have sediment accumulate in the casings.

Comment Number	Page or Sheet	New Page or Sheet	Comment	Recommendation	Response
			Ohio EPA (V. Deppisch/C. McCambridge)		
			were not scheduled for redevelopment. For example, wells LL12mw-113 appears to have more than three feet of sediment accumulation (or greater than 10% of the screen length, 10 feet). This accumulation could be indicative of excessive silting in these wells (FWGWMPP, Section 4.1, pg. 4-1).	LL12mw-113 and LL12mw-243.	Reasons for well siltation may include improper sand packs (e.g., too coarse sand, which allows the pores of the filter pack to fill with clay particulates or allows direct flocculent flow to the well screen) or the integrity of the bottom cap on the well has failed. In the case of LL12mw-113, the water column is under hydrostatic pressure; consequently, there may be some channeling of the sand pack near the well screen that is allowing particulates to enter the screen. Note that a review of the well logs shows that both wells are completed in the silty clay till at the interface with the underlying shale bedrock, and their depth and construction are consistent with the other wells in Load Line 12. It should be noted that neither of these wells have been included in the future groundwater monitoring program, in part due to the silting issue. Should either of these wells be identified for future sampling under the FWGWMP they will be redeveloped prior to sampling.
O-4	Page 22 (Section 3.2.1-Table		Table 3-2 indicates a nitrate/nitrite concentration of 1,670 mg/L in well LL12mw-187. While this result was	Please briefly discuss the occurrence and probable cause of this high concentration in	The elevated concentration of nitrate/nitrite in LL12mw-187 does not appear to be anomalous and is consistent with elevated

Comment Number	Page or Sheet	New Page or Sheet	Comment	Recommendation	Response
			Ohio EPA (V. Deppisch/C. McCambridge)		
	3-2)		listed as a "J" value (i.e., estimated), it is unclear why this well has reported such a high nitrate/nitrite concentration.	the report.	concentrations from historical events (e.g., 1,400 mg/L in July 2010). The probable cause of the elevated concentrations will be further addressed in the ongoing Remedial Investigation (RI) for the facility-wide groundwater RVAAP-66.
O-5	Page 72 (Section 3.3-Table 3-9)		Table 3-9 contains the percent of acceptable data. During the August 2011 sampling, only seven pieces of data out of 6,966 were rejected (Section 3.3., pg. 72).	With only seven pieces of data being rejected during this sampling event, it appears that the Facility has addressed the on-going data quality issue. The new steps appear to have prevented the on-going problem of "rejected data" from reoccurring in this sampling event. The Division of Drinking and Groundwater (DDAGW) recommends that these QA/QC methods continue during future sampling events. No response required.	Agreed.
O-6	General LL-12 Wells		Some of the wells in LL-12 continue to have silting problems (MW-113 had 3.99 feet of silt, MW-243 had 1.12 feet of silt) and turbidity problems (MW-113 and	Please provide a summary table of all LL-12 wells: bedrock or unconsolidated, depth of well, silting and/or	The information concerning screened interval (i.e., bedrock or unconsolidated) as well as estimated silt levels are presented in Table 3-1 of the report. Additionally, high

PRELIMINARY DRAFT FACILITY-WIDE GROUNDWATER MONITORING PROGRAM
(REPORT ON THE JULY 2011 SAMPLING EVENT)
RAVENNA ARMY AMMUNITION PLANT, RAVENNA OHIO
COMMENT RESPONSE TABLE
January 18, 2012

Comment Number	Page or Sheet	New Page or Sheet	Comment	Recommendation	Response
			Ohio EPA (V. Deppisch/C. McCambridge)		
			MW-128). These wells are also located in source areas for nitrate and arsenic.	turbidity problems, contaminant concentrations, etc. Please discuss possible solutions to problematic wells. Ohio EPA recommends this issue be discussed in a future conference call or meeting.	turbidity values (>500 ntu) were noted at 2 of the wells (LL12mw-113 and LL12mw-128). It is recognized that there are sediment accumulation and turbidity issues at Load Line 12. The relationship between the silting issues and contaminant levels is currently being evaluated as part of the RI for the facility-wide groundwater RVAAP-66, and includes continued monitoring of select Load Line 12 wells. EQM respectfully requests to defer the preparation of a summary table to the RI, but we agree that a future conference call or meeting is appropriate to further discuss this issue.

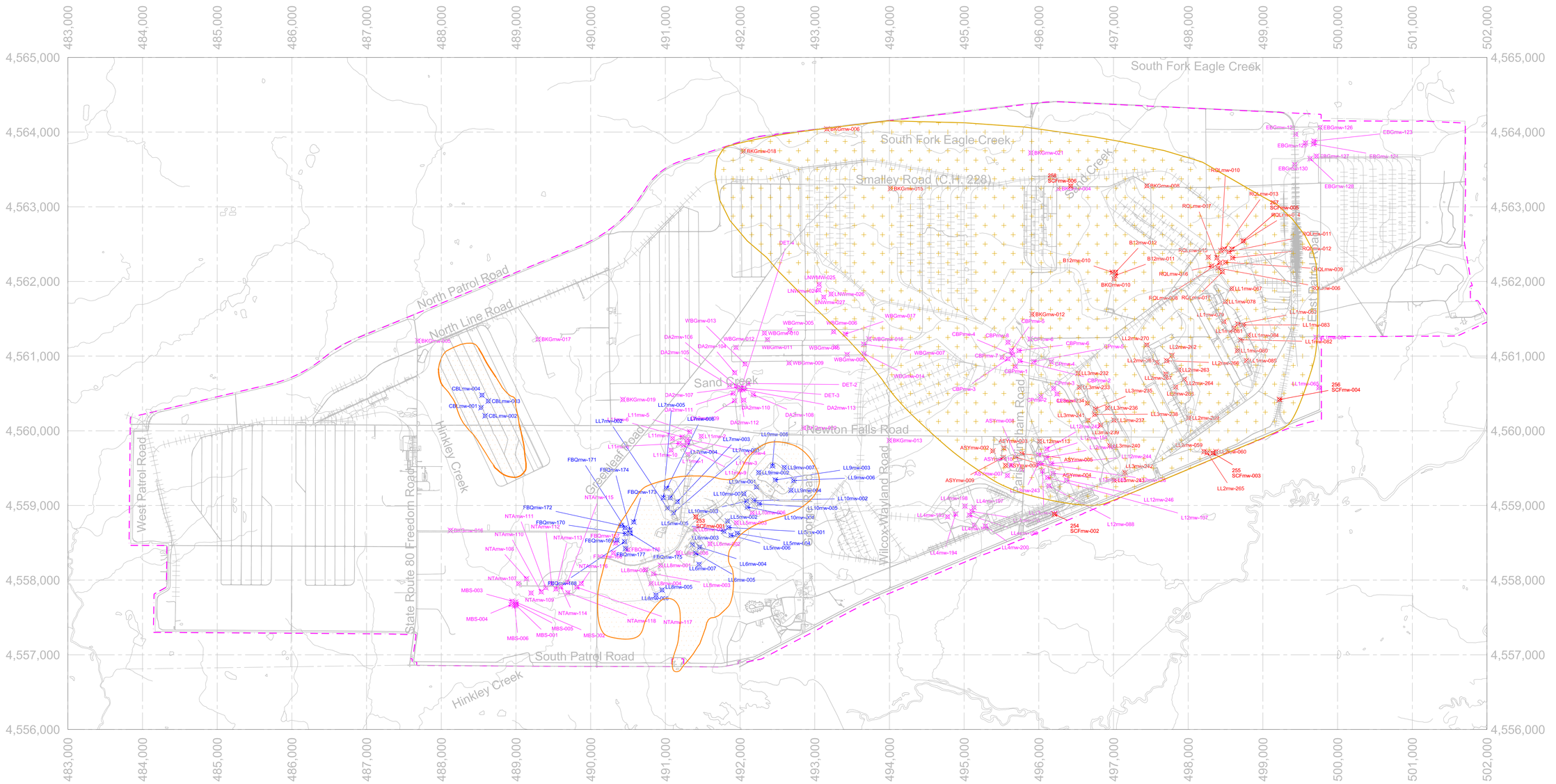

LEGEND

- UNCONSOLIDATED WELL
- HOMEWOOD MEMBER WELL
- SHARON MEMBER WELL
- PROPERTY LINE
- HOMEWOOD MEMBER
- SHARON MEMBER

NOTE: THE UNCONSOLIDATED AQUIFER OVERLAYS THE HOMEWOOD AND SHARON MEMBERS, EXCEPT AS INDICATED ON PLATE 2

0 50 1000

SCALE (METERS)

N

COORDINATE SYSTEM UTM NAD 83 ZONE 17

REV	DESCRIPTION	DATE	APPROVED
1	ADDED NOTE	12-04-08	BT
2	ADDED SFCmw-001 THRU 006	9-10-09	JM

REVISIONS

DRAWN	D.TOMO	10/22/07
CHECKED		
APPROVED		

SCALE: NONE

ENVIRONMENTAL QUALITY MANAGEMENT, INC.
1800 CARILLON BLVD.
CINCINNATI, OHIO 45240
P (513)825-7500
F (513)825-7495

MONITORING WELLS AT RVAAP

ORIGINAL SIZE	PROJECT NO.	DWG NO.	REV
E	030240.0006	PLATE 1	2

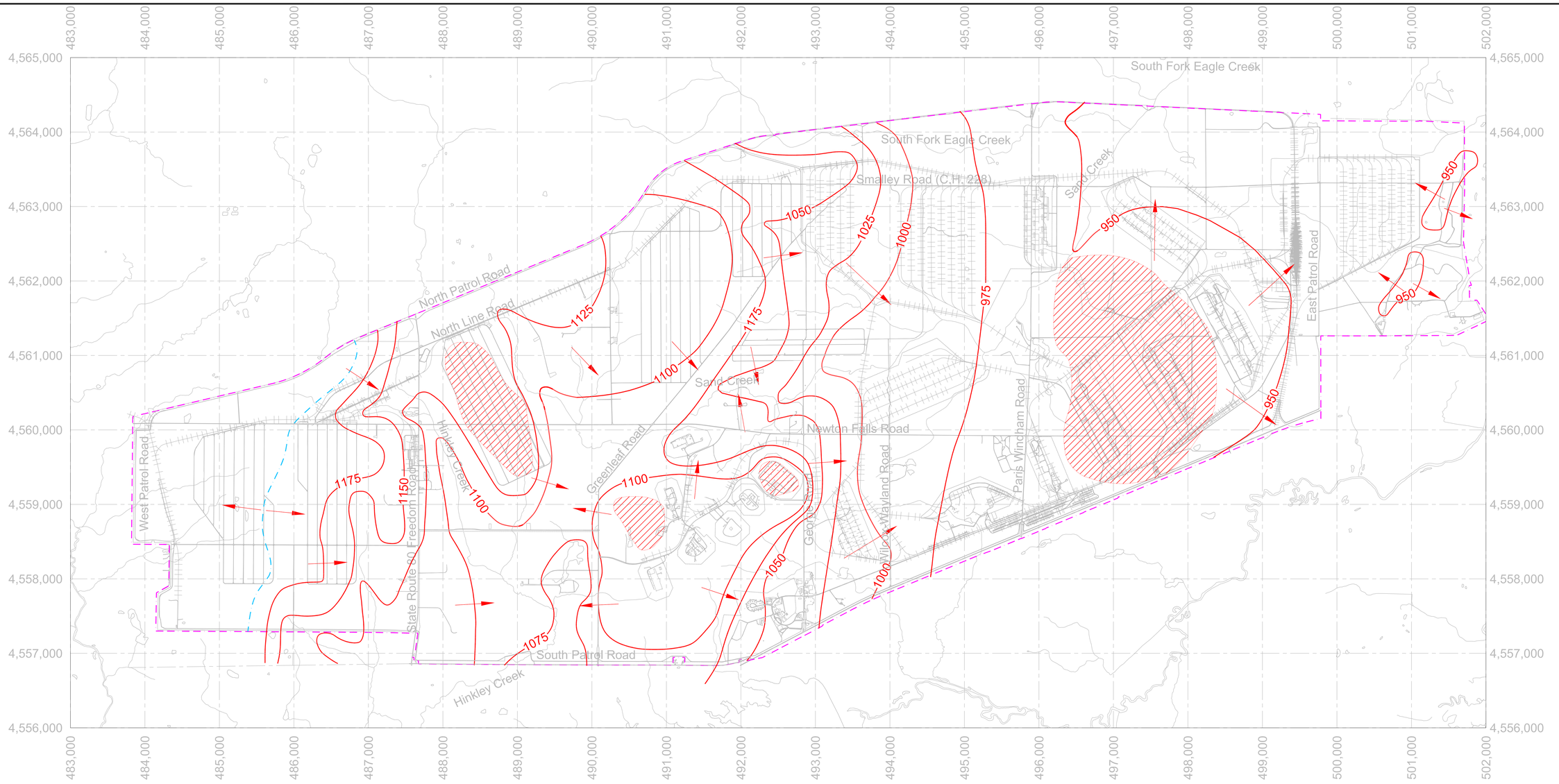

Well ID	Elevation (ft, amsl)
BKGmw-004	952.97
BKGmw-005	1137.10
BKGmw-013	975.86
BKGmw-016	1093.13
BKGmw-017	1114.02
BKGmw-019	1089.12
BKGmw-020	1054.94
BKGmw-021	955.06
CBPmw-001	960.74
CBPmw-002	958.27
CBPmw-003	959.38
CBPmw-004	958.38
CBPmw-005	957.77
CBPmw-006	957.84
CBPmw-007	957.89
CBPmw-008	955.16
CPmw-001	967.89
CPmw-002	967.73
CPmw-003	970.54
CPmw-004	968.35
CPmw-005	960.24
CPmw-006	956.27

Well ID	Elevation (ft, amsl)
DA2mw-104	1051.17
DA2mw-105	1041.91
DA2mw-106	1036.60
DA2mw-107	1033.60
DA2mw-108	1025.69
DA2mw-109	1054.40
DA2mw-110	1051.90
DA2mw-111	1037.47
DA2mw-112	1029.69
DA2mw-113	1028.42
DETmw-001B	1040.44
DETmw-002	1028.19
DETmw-003	1026.98
DETmw-004	1026.99
EBGmw-123	937.14
EBGmw-124	937.09
EBGmw-125	936.99
EBGmw-126	937.17
EBGmw-127	937.01
EBGmw-128	936.79
EBGmw-129	936.64
EBGmw-130	936.55

Well ID	Elevation (ft, amsl)
FBQmw-166	1103.47
FBQmw-167	1109.58
FBQmw-176	1120.49
L L11mw-002	1074.51
LL10mw-006	1108.88
LL11mw-001	1086.82
LL11mw-003	1083.89
LL11mw-004	1083.40
LL11mw-005	1068.26
LL11mw-006	1078.27
LL11mw-007	1065.86
LL11mw-008	1082.17
LL11mw-009	1085.20
LL11mw-010	1075.42
LL12mw-088	972.98
LL12mw-107	972.55
LL12mw-128	966.90
LL12mw-153	969.50
LL12mw-154	967.94
LL12mw-182	971.20
LL12mw-184	968.79
LL12mw-185	970.62

Well ID	Elevation (ft, amsl)
FBQmw-166	1103.47
LL12mw-187	967.35
LL12mw-188	972.28
LL12mw-242	968.57
LL12mw-243	970.26
LL12mw-244	967.60
LL12mw-245	970.87
LL12mw-246	966.14
LL1mw-064	931.15
LL1mw-065	929.41
LL4mw-193	974.67
LL4mw-194	972.24
LL4mw-195	970.08
LL4mw-196	970.00
LL4mw-197	970.03
LL4mw-198	972.04
LL4mw-199	968.54
LL4mw-200	968.88
LL5mw-003	1106.15
LL6mw-001	1107.37
LL6mw-002	1106.38
LL6mw-006	1107.95

Well ID	Elevation (ft, amsl)
LL8mw-001	1107.26
LL8mw-002	1102.99
LL8mw-003	1103.23
LL8mw-004	1101.36
LNWmw-024	1023.22
LNWmw-025	1023.17
LNWmw-026	1014.92
LNWmw-027	1017.16
MBS-001	1064.01
MBS-002	1064.41
MBS-003	1065.01
MBS-004	1064.37
MBS-005	1063.97
MBS-006	1063.90
NTAmw-107	1066.96
NTAmw-108	1067.23
NTAmw-109	1066.99
NTAmw-110	1067.37
NTAmw-111	1074.89
NTAmw-112	1068.41
NTAmw-113	1067.68
NTAmw-114	1071.02

Well ID	Elevation (ft, amsl)
NTAmw-115	1073.90
NTAmw-116	1086.19
NTAmw-117	1078.41
NTAmw-118	1071.06
WBGmw-005	1046.45
WBGmw-006	1004.47
WBGmw-007	981.740
WBGmw-008	991.870
WBGmw-009	1031.56
WBGmw-010	1060.42
WBGmw-011	1060.34
WBGmw-012	1053.26
WBGmw-013	1059.06
WBGmw-014	978.94
WBGmw-015	996.62
WBGmw-016	978.34
WBGmw-017	995.62

0 50 1000

SCALE (METERS)

LEGEND

- UNCONSOLIDATED WELL
- PROPERTY LINE
- 1100 LINE OF EQUAL GROUNDWATER ELEVATION (ft, amsl)
- GROUNDWATER DIRECTION
- UNCONSOLIDATED AQUIFER MISSING
- INFERRED GROUNDWATER DIVIDE

N

COORDINATE SYSTEM UTM NAD 83 ZONE 17

ENVIRONMENTAL QUALITY MANAGEMENT, INC.
1800 CARILLON BLVD.
CINCINNATI, OHIO 45240
P (513)825-7500
F (513)825-7495

REV	DESCRIPTION	DATE	APPROVED

REVISIONS

DRAWN	D.TOMO	3-30-09
CHECKED	W.THOMPSON	3-30-09
APPROVED		

SCALE: NONE

POTENTIOMETRIC SURFACE OF UNCONSOLIDATED AQUIFER (OCT. 2010)

ORIGINAL SIZE	PROJECT NO.	DWG NO.	REV
E	030240.0006	PLATE 2	1

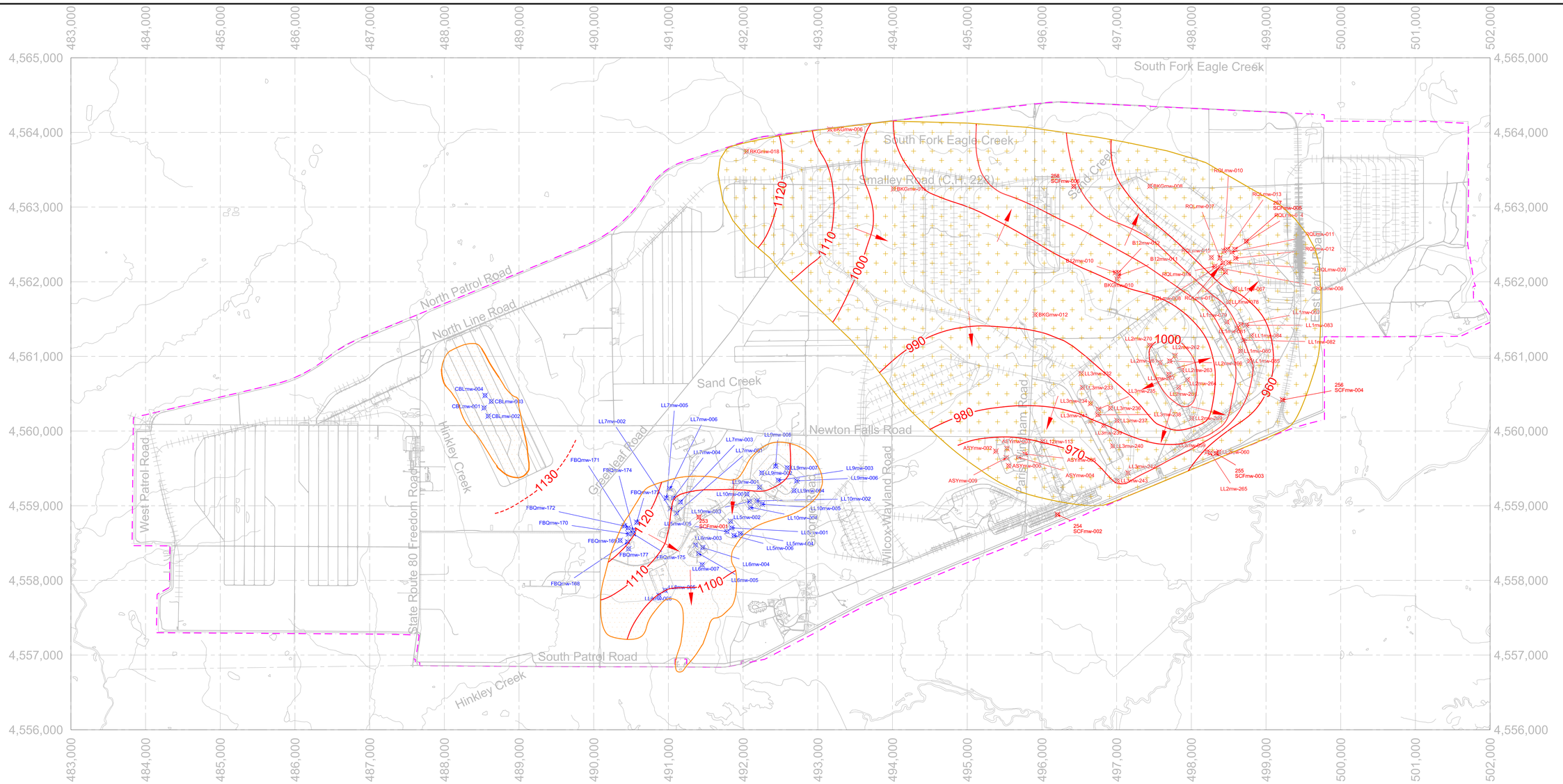

HOMEWOOD MEMBER WELLS

Well ID	Elevation (ft, amsl)
CBLmw-001	1135.58
CBLmw-002	1135.13
CBLmw-003	1136.56
CBLmw-004	1136.69
FBQmw-168	1120.14
FBQmw-169	1112.24
FBQmw-170	1120.86
FBQmw-171	1121.02
FBQmw-172	1120.48
FBQmw-173	1120.24
FBQmw-174	1119.80
FBQmw-175	1120.06
FBQmw-177	1112.72
LL10mw-001	1106.71
LL10mw-002	1107.82
LL10mw-003	1108.56
LL10mw-004	1107.16
LL10mw-005	1108.14
LL5mw-001	1105.90
LL5mw-002	1105.87
LL5mw-004	1105.85
LL5mw-005	1105.90

Well ID	Elevation (ft, amsl)
LL5mw-006	1105.86
LL6mw-003	1107.22
LL6mw-004	1106.51
LL6mw-005	1106.82
LL6mw-007	1106.03
LL7mw-001	1106.98
LL7mw-002	1110.02
LL7mw-003	1107.14
LL7mw-004	1109.14
LL7mw-005	1111.78
LL7mw-006	1109.83
LL8mw-005	1099.78
LL8mw-006	1095.70
LL9mw-001	1117.34
LL9mw-002	1110.71
LL9mw-003	1120.31
LL9mw-004	1109.20
LL9mw-005	1112.52
LL9mw-006	1108.56
LL9mw-007	1108.43

SHARON MEMBER WELLS

Well ID	Elevation (ft, amsl)
ASYmw-001	967.09
ASYmw-002	968.91
ASYmw-003	967.31
ASYmw-004	967.55
ASYmw-005	969.30
ASYmw-006	967.38
ASYmw-009	968.17
B12mw-010	985.80
B12mw-011	984.71
B12mw-012	984.50
BKGmw-006	1005.27
BKGmw-008	952.71
BKGmw-010	985.44
BKGmw-012	987.09
BKGmw-015	989.82
BKGmw-018	1028.95
LL1mw-063	965.06
LL1mw-067	959.01
LL1mw-078	961.04
LL1mw-079	962.46
LL1mw-080	979.92
LL1mw-081	965.06

Well ID	Elevation (ft, amsl)
LL1mw-082	970.11
LL1mw-083	959.04
LL1mw-084	965.58
LL1mw-085	958.76
LL2mw-059	951.30
LL2mw-060	949.39
LL2mw-261	1003.40
LL2mw-262	1000.91
LL2mw-263	999.75
LL2mw-264	1000.79
LL2mw-265	949.37
LL2mw-266	1001.40
LL2mw-267	1002.60
LL2mw-268	1000.59
LL2mw-269	992.31
LL2mw-270	998.65
LL3mw-232	976.67
LL3mw-233	975.43
LL3mw-234	994.33
LL3mw-235	987.70
LL3mw-236	991.32
LL3mw-237	984.65

Well ID	Elevation (ft, amsl)
LL3mw-238	989.00
LL3mw-239	975.63
LL3mw-240	978.60
LL3mw-241	978.98
LL3mw-242	980.28
LL3mw-243	972.46
RQLmw-006	957.57
RQLmw-007	955.01
RQLmw-008	955.39
RQLmw-009	954.93
RQLmw-010	952.79
RQLmw-011	951.11
RQLmw-012	952.66
RQLmw-013	951.70
RQLmw-014	950.30
RQLmw-015	956.48
RQLmw-016	958.40
RQLmw-017	958.68

SHARON SHALE WELLS

Well ID	Elevation (ft, amsl)
LL12mw-113	970.85
LL12mw-183	968.22
LL12mw-186	969.47
LL12mw-189	968.43

*WELLS NOT USED TO PRODUCE POTENTIOMETRIC MAP

0 50 1000

SCALE (METERS)

LEGEND

- HOMEWOOD MEMBER WELL
- SHARON MEMBER WELL
- PROPERTY LINE
- 1100 / 1030 — LINE OF EQUAL GROUNDWATER ELEVATION (ft,amsl) (INTERMEDIATE DASHED)
- GROUNDWATER DIRECTION
- HOMEWOOD MEMBER
- SHARON MEMBER

N

COORDINATE SYSTEM UTM NAD 83 ZONE 17

ENVIRONMENTAL QUALITY MANAGEMENT, INC.
1800 CARILLON BLVD.
CINCINNATI, OHIO 45240
P (513)825-7500
F (513)825-7495

REV	DESCRIPTION	DATE	APPROVED
1	ADDED SFCmw-001 THRU 006	9-10-09	JM

REVISIONS

DRAWN	D.TOMO	3-30-09
CHECKED	W.THOMPSON	3-30-09
APPROVED		

SCALE: NONE

POTENTIOMETRIC SURFACE OF BEDROCK -HOMEWOOD AND SHARON (OCT. 2010)

ORIGINAL SIZE	PROJECT NO.	DWG NO.	REV
E	030240.0006	PLATE 3	1

491,000 492,000 493,000 494,000 495,000 496,000 497,000 498,000 499,000

4,564,000 4,563,000 4,562,000 4,561,000 4,560,000 4,559,000

South Fork Eagle Creek

Smalley Road (C.H. 228)

Sand Creek

East Patrol Road

Sand Creek

Newton Falls Road

George Road

Wilcox-Wayland Road

Paris Windham Road

SCFmw-001

SCFmw-002

SCFmw-003

SCFmw-004

SCFmw-005

SCFmw-006

1020 1010 1000 990 980 970 960 950

N

SHARON CONGLOMERATE WELLS

Well ID	Elevation (ft, amsl)
SCFmw-001	1029.43
SCFmw-002	963.50
SCFmw-003	948.53
SCFmw-004	942.22
SCFmw-005	947.32
SCFmw-006	946.95

0 500 1000

LEGEND

PROPERTY LINE

980 LINE OF EQUAL GROUNDWATER ELEVATION (ft,amsl)

GROUNDWATER DIRECTION

COORDINATE SYSTEM UTM NAD 83 ZONE 17

REV	DESCRIPTION	DATE	APPROVED

REVISIONS

ENVIRONMENTAL QUALITY MANAGEMENT, INC.
1800 CARILLON BLVD.
CINCINNATI, OHIO 45240
P (513)825-7500
F (513)825-7495

DRAWN	D.TOMO	12-06-10
CHECKED		
APPROVED		

SCALE: NONE

POTENTIOMETRIC SURFACE OF SHARON CONGLOMERATE (OCT.2010)

ORIGINAL SIZE	PROJECT NO.	DWG NO.	REV
B	030240.0006	PLATE 4	0