FINAL
FACILITY-WIDE GROUNDWATER MONITORING PROGRAM
RVAAP-66 FACILITY-WIDE GROUNDWATER
REPORT ON THE JANUARY 2012 SAMPLING EVENT

RAVENNA ARMY AMMUNITION PLANT,
RAVENNA, OHIO

July 18, 2012

GSA Contract Number GS-10F-0293K
Delivery Order W912QR-11-F-0266

Prepared for



U.S. Army Corps of Engineers
600 Martin Luther King Jr. Place
Louisville, Kentucky 40202

Prepared by



Environmental Quality Management, Inc.
1800 Carillon Boulevard
Cincinnati, Ohio 45240

REPORT DOCUMENTATION PAGE

Form Approved
OMB No. 0704-0188

The public reporting burden for this collection of information is estimated to average 1 hour per response, including the time for reviewing instructions, searching existing data sources, gathering and maintaining the data needed, and completing and reviewing the collection of information. Send comments regarding this burden estimate or any other aspect of this collection of information, including suggestions for reducing the burden, to Department of Defense, Washington Headquarters Services, Directorate for Information Operations and Reports (0704-0188), 1215 Jefferson Davis Highway, Suite 1204, Arlington, VA 22202-4302. Respondents should be aware that notwithstanding any other provision of law, no person shall be subject to any penalty for failing to comply with a collection of information if it does not display a currently valid OMB control number.
PLEASE DO NOT RETURN YOUR FORM TO THE ABOVE ADDRESS.

1. REPORT DATE *(DD-MM-YYYY)*	2. REPORT TYPE	3. DATES COVERED *(From - To)*
18 July 2012	Final	January 2012 through July 2012

4. TITLE AND SUBTITLE

Facility-Wide Groundwater Monitoring Program
Report on the January 2012 Sampling Event
Ravenna Army Ammunition Plant
Ravenna, Ohio

5a. CONTRACT NUMBER
GS-10F-0293K

5b. GRANT NUMBER
NA

5c. PROGRAM ELEMENT NUMBER
NA

6. AUTHOR(S)
Miller, John, M. - Environmental Quality Management, Inc.

5d. PROJECT NUMBER
NA

5e. TASK NUMBER
W912QR-11-F-0266

5f. WORK UNIT NUMBER
NA

7. PERFORMING ORGANIZATION NAME(S) AND ADDRESS(ES)

Environmental Quality Management, Inc
1800 Carillon Boulevard
Cincinnati, Ohio 45240

8. PERFORMING ORGANIZATION REPORT NUMBER
NA

9. SPONSORING/MONITORING AGENCY NAME(S) AND ADDRESS(ES)

US Army Corps of Engineers
600 Dr. Martin Luther King Jr. Place
Louisville, KY 40202-2232

10. SPONSOR/MONITOR'S ACRONYM(S)
USACE

11. SPONSOR/MONITOR'S REPORT NUMBER(S)

12. DISTRIBUTION/AVAILABILITY STATEMENT
No Limitations

13. SUPPLEMENTARY NOTES
None

14. ABSTRACT

This document presents a summary of the facility-wide groundwater monitoring conducted in January 2012. Included in the report are:

- Summary of the groundwater elevations and water level measurements taken for each of the wells sampled.
- Analytical summary tables presenting the analytes detected above the method detection limit for this monitoring event.
- QA/QC and data verification reports for the event.

15. SUBJECT TERMS
Facility-wide, RVAAP-66, groundwater wells, monitoring, RVAAP, January 2012

16. SECURITY CLASSIFICATION OF:			17. LIMITATION OF ABSTRACT	18. NUMBER OF PAGES	19a. NAME OF RESPONSIBLE PERSON
a. REPORT	b. ABSTRACT	c. THIS PAGE			John M. Miller
None	None	None	SAR	697	19b. TELEPHONE NUMBER *(Include area code)* 513-825-7500

Reset

Standard Form 298 (Rev. 8/98)
Prescribed by ANSI Std. Z39.18

Ohio | Environmental Protection Agency
John R. Kasich, **Governor**
Mary Taylor, **Lt. Governor**
Scott J. Nally, **Director**

July 23, 2012

RE: RAVENNA ARMY AMMUNITION PLANT,
PORTAGE/TRUMBULL COUNTIES,
FWGWMP, FINAL, JANUARY 2012
SAMPLING EVENT REPORT
(OHIO EPA ID # 267-000859-036)

Mr. Mark Patterson
Installation Manager
Ravenna Army Ammunition Plant
8451 State Route 5
Ravenna, OH 44266

CERTIFIED MAIL
7010 3090 0000 3936 2155

Dear Mr. Patterson:

The Ohio Environmental Protection Agency (Ohio EPA) has received and reviewed the "Final, Facility-Wide Ground Water Monitoring Program (FWGWMP) January 2012 Sampling Event, Ravenna Army Ammunition Plant, Ravenna, Ohio" document. The "Investigative Derived Waste and Characterization and Disposal Plan" (IDW) has been included as Appendix D. The document was received at Ohio EPA, Northeast District Office (NEDO), Division of Environmental Response and Revitalization (DERR), on July 19, 2012 and is dated July 18, 2012. The document was prepared for the U.S. Army Corps of Engineers (USACE) – Louisville District, by Environmental Quality Management, Inc. (EQM), under contract no. W912QR-04-D-0036.

The final document was compared to the draft version and the approved response to comments table. All required changes have been made and the document is approved.

If you have any questions, please call me at (330) 963-1207.

Sincerely,

Vicki Deppisch
Project Coordinator
Division of Environmental Response and Revitalization

cc: Eileen Mohr, Ohio EPA, NEDO, DERR

ec: Katie Tait, OHARNG RTLS
LtC.Ed Meade, OHARNG RTLS
Glen Beckham, USACE Louisville
Justin Burke, Ohio EPA, CO, DERR
Todd Fisher, Ohio EPA, NEDO, DERR
Nancy Zikmanis, Ohio EPA, NEDO, DERR
Conni McCambridge, Ohio EPA, NEDO, DDAGW
John Miller, EQM
Mark Eldridge, AEC
Mark Nichter, USACE Louisville
Justin Burke, Ohio EPA, CO, DERR
Ann Wood, NGB
Christy Esler, Vista Sciences

Northeast District Office
2110 East Aurora Road
Twinsburg, OH 44087-1924

330 | 963 1200
330 | 487 0769 (fax)
www.epa.ohio.gov

CONTRACTOR'S STATEMENT OF INDEPENDENT TECHNICAL REVIEW

Environmental Quality Management, Inc. (EQM) has completed the *Final Facility-Wide Groundwater Monitoring Program Report on the January 2012 Sampling Event.* Notice is hereby given that an independent technical review has been conducted that is appropriate to the level of risk and complexity inherent in this project. During the independent technical review, compliance with established policy principles and procedures, utilizing justified and valid assumptions was verified. This included review of data quality objectives; technical assumptions, methods, procedures, and materials used; the appropriateness of data used and level of data obtained; and reasonableness of the results, including whether the product meets the customer's needs consistent with law and existing United States Corps of Engineers policy.

Colleen Lear, LG
Senior Project Geologist

7/13/12
Date

John M. Miller, CHMM
Senior Project Manager

7/13/12
Date

FINAL
FACILITY-WIDE GROUNDWATER MONITORING PROGRAM
RVAAP-66 FACILITY-WIDE GROUNDWATER
REPORT ON THE JANUARY 2012 SAMPLING EVENT

RAVENNA ARMY AMMUNITION PLANT,
RAVENNA, OHIO

July 18, 2012

GSA Contract Number GS-10F-0293K
Delivery Order W912QR-11-F-0266

Prepared for

U.S. Army Corps of Engineers
600 Martin Luther King Jr. Place
Louisville, Kentucky 40202

Prepared by

Environmental Quality Management, Inc.
1800 Carillon Boulevard
Cincinnati, Ohio 45240

Document Distribution for the
Final
FWGWMP January 2012 Sampling Event Report
Ravenna Army Ammunition Plant

Name/Organization	Number of Printed Copies	Number of Electronic Copies
NGB Cleanup Program Manager, Ann Wood	0	1
OHARNG – CRJTMC-ENV Env. Scientist, Katie Elgin	0	1
Ohio EPA - NEDO, Project Coordinator, Vicki Deppisch	1	2
RVAAP Facility Manager, Mark Patterson	2	2
USACE Technical Manager, Mark Nichter	2	3
USAEC Program Manager, Mark Eldridge	0	1
EQM Project Manager, John Miller	1	1

NGB – National Guard Bureau
OHARNG – CRJMTC-ENV – Ohio Army National Guard Camp Ravenna Joint Military Training Center – Environmental
Ohio EPA - NEDO - Ohio Environmental Protection Agency – Northeast District Office
RVAAP – Ravenna Army Ammunition Plant
USACE – U.S. Army Corps of Engineers
USAEC – U.S. Army Environmental Center
EQM – Environmental Quality Management, Inc.

TABLE OF CONTENTS

Section Page

Table of Contents i
List of General Acronyms iv
List of Area of Concern Acronyms vi
Executive Summary vii

1 Introduction 1
1.1 Facility Description 1
1.2 Project Description 1
1.2.1 Historical Monitoring 1
1.2.2 Current Monitoring 5
1.3 Scope of Work for the January 2012 Sampling Event 5
1.4 Report Presentation 6

2 Project Activities 7
2.1 Groundwater Level Monitoring 7
2.2 Groundwater Sampling 8
2.3 Laboratory Analysis 9
2.4 Data Verification/Validation 10
2.5 Investigation-Derived Waste 10

3 Results 12
3.1 Groundwater Elevations 12
3.2 Summary of Analytical Results 12
3.2.1 Explosives and Propellants 16
3.2.2 Inorganic Elements 23
3.2.3 Volatile Organic Compounds (VOCs) 33
3.2.4 Semivolatile Organic Compounds (SVOCs) 33
3.2.5 Pesticides and Polychlorinated Biphenyls (PCBs) 46
3.3 Data Verification/Validation 53

4 Summary of Results 58

5 References 61

TABLE OF CONTENTS
(continued)

Section Page

LIST OF FIGURES

1-1 RVAAP General Location Map....2
1-2 RVAAP Facility Map....3

LIST OF TABLES

2-1 Analytical Suite of Chemicals....9
2-2 QA Table for January 2012 RVAAP Sampling....11
3-1 January 2012 FWGWMP Monitoring Well Measurements....14
3-2 FWGWMP January 2012 Explosive and Propellant Analytical Results....18
3-3 FWGWMP January 2012 Inorganic Analytical Results....26
3-4 RVAAP Facility-Wide Background Criteria (SAIC, 2001b)....32
3-5 FWGWMP January 2012 VOC Analytical Results....34
3-6 FWGWMP January 2012 SVOC Analytical Results....39
3-7 FWGWMP January 2012 Pesticides and PCBs Analytical Results....48
3-8 Percent of Acceptable Data....57
4-1 Inorganic Elements Detected at Levels Exceeding the MCLs or RSLs....59

APPENDICES

A Current Monitoring Well Schedule and Analytes
B Water-Level Measurements/Field Log Book/Sample and Purge Records/Daily Quality Control Reports
C Data Verification Reports/Laboratory Data Sheets
Sample Delivery Group: 240-8119-1
Sample Delivery Group: 240-8137-1
Sample Delivery Group: 240-8176-1

TABLE OF CONTENTS
(continued)

Section

D Investigation-Derived Waste Characterization and Disposal Plan
E Reporting Limits that Currently Do Not Meet the RVAAP QAPP Project Action Requirements, MCLs, and/or RSLs
F Correspondence & Comment/Response Table

PLATES

Plate 1 Monitoring Wells at RVAAP
Plate 2 Potentiometric Map of Unconsolidated Aquifer (October 2011)
Plate 3 Potentiometric Surface of Bedrock – Homewood and Sharon Aquifer (October 2011)
Plate 4 Potentiometric Map of Sharon Conglomerate Wells (October 2011)

LIST OF GENERAL ACRONYMS

ADR	Automatic Data Review
amsl	Above Mean Sea Level
AOC	Area of Concern
CRJMTC	Camp Ravenna Joint Military Training Center
CERCLA	Comprehensive Environmental Response Compensation and Liability Act
CLP	Contract Laboratory Program
COPC	Chemical of Potential Concern
DFFOs	Director's Final Findings and Orders
DoD	Department of Defense
EQM	Environmental Quality Management, Inc.
EPA	Environmental Protection Agency
ft	Feet
FWCUGs	Facility-Wide Cleanup Goals
FWGWMP	Facility-Wide Groundwater Monitoring Program
FWGWMPP	Facility-Wide Groundwater Monitoring Program Plan
FWSAP	Facility-Wide Sampling and Analysis Plan
GC	Gas Chromatograph
GOCO	Government-Owned, Contractor-Operated
GSA	Government Services Administration
HMX	Octahydro-1,3,5,7-tetranitro-1,3,5,7-tetrazocine
HPLC	High-Performance Liquid Chromatography
IDW	Investigation-Derived Waste
IRP	Installation Restoration Program
LCS	Laboratory Control Sample
LS	Louisville District Quality Systems Manual Supplement
MCL	Maximum Contaminant Level
MDL	Method Detection Limit
µg/L	Microgram per Liter
MMRP	Military Munitions Response Program
MRL	Method Reporting Limit
MS	Mass Spectrometer
MS/MSD	Matrix Spike/Matrix Spike Duplicate
NGB	National Guard Bureau
Ntu	Nephelometric turbidity unit
OHARNG	Ohio Army National Guard
PBA	Performance Based Acquisition
PCB	Polychlorinated biphenyl
QA	Quality Assurance
QAPP	Quality Assurance Project Plan
QC	Quality Control
QSM	Quality Services Manual
RCRA	Resource Conservation and Recovery Act

LIST OF GENERAL ACRONYMS
(continued)

RBC	Risk-Based Cleanup
RDX	Hexahydro-1,3,5-trinitro-1,3,5-triazine
RI	Remedial Investigation
RL	Reporting Limit
RSL	Regional Screening Level
RVAAP	Ravenna Army Ammunition Plant
SDG	Sample Delivery Group
SRC	Site-Related Contaminant
SVOC	Semivolatile Organic Compound
TAL	Target Analyte List
TNT	2,4,6-Trinitrotoluene
TOC	Top of Casing
USACE	U.S. Army Corps of Engineers
USEPA	United States Environmental Protection Agency
USP&FO	United States Property and Fiscal Officer
UV	Ultraviolet
VOC	Volatile Organic Compound

LIST OF AREA OF CONCERN ACRONYMS

ASY	Atlas Scrap Yard
B12	Building 1200
BKG	Background
CBL	C-Block
CBP	Central Burn Pits
CP	Cobbs Pond
DA2	Demolition Area #2
EBG	Erie Burning Grounds
FBQ	Fuze and Booster Quarry
LNW	Landfill North of Winklepeck
LL	Load Line
MBS	Mustard Burial Site
NACA	National Advisory Committee for Aeronautics
NTA	NACA Test Area
RQL	Ramsdell Quarry Landfill
SCF	Sharon Conglomerate Formation
WBG	Winklepeck Burning Grounds

EXECUTIVE SUMMARY

Past Department of Defense (DoD) activities at the Ravenna Army Ammunition Plant (RVAAP) in Ravenna, Ohio, date to 1940 and include the manufacturing, loading, handling, and storage of military explosives and ammunition. Residual contamination from these early activities at RVAAP has been identified in groundwater beneath the facility. Currently, the approximately 21,683-acre facility is primarily used for military training.

The U.S. Army Corps of Engineers (USACE) is performing Comprehensive Environmental Response Compensation and Liability Act (CERCLA) closure at the former RVAAP under the Installation Restoration Program (IRP) and the Military Munitions Response Program (MMRP). The overall goal is to remediate the RVAAP installation so all of the property can be transferred to the National Guard Bureau (NGB) and be used by the Ohio Army National Guard (OHARNG) as a military training site. Activities conducted under the IRP include monitoring of an extensive network (now 243 wells) of groundwater monitoring wells at the RVAAP facility. To date, all 243 current Facility-Wide Groundwater Monitoring Program (FWGWMP) wells at the facility have been sampled and analyzed a minimum of four quarters. Monitoring of the facility-wide groundwater is specified as a requirement of the Ohio EPA's "Director's Final Findings and Orders" (DFFOs). The DFFOs were issued to the U.S. Department of the Army on June 10, 2004.

In 2004, the U.S. Army and the Ohio Environmental Protection Agency (EPA) finalized the FWGWMP Plan, which details the requirements of the program for the 243 existing wells. The FWGWMP was initiated in 2005 with three consecutive quarters of FWGWMP well sampling. In addition, five Resource Conservation and Recovery Act (RCRA) wells located at Ramsdell Quarry Landfill (RQLmw-007, RQLmw-008, and RQLmw-009) and Demolition Area 2 (DETmw-003 and DETmw-004) are sampled on a semiannual basis.

The current wells to be sampled and the analytes to be analyzed for each well were approved in the *Final Facility-Wide Groundwater Monitoring Program Plan RVAAP-66 Facility-Wide Groundwater Semiannual Monitoring Addendum* (Semiannual Addendum; EQM, January 2012).

The following activities were conducted by Environmental Quality Management, Inc. (EQM) during the reporting period:

- Immediately prior to the January 2012 sampling event, gauged water levels in 48 RVAAP monitoring wells including all of Load Line 12 and the semiannual wells.
- Performed groundwater sampling of 35 wells for a semiannual event, including the five RCRA wells.
- Performed laboratory analyses and data validation for the collected samples.
- Prepared the requisite Investigation-Derived Waste (IDW) characterization and disposal report.

During the January 2012 sampling event, several analytes were detected at levels at/or above their respective Maximum Contaminant Levels (MCLs) and/or USEPA Regional Screening Levels (RSLs) from the 35 wells sampled. The summary of exceedances is as follows:

- Explosives and propellants - 2,4,6-trinitrotoluene (TNT; one well), 2,4-dinitrotoluene (DNT, one well), and hexahydro-1,3,5-trinitro-1,3,5-triazine (RDX; one well) were reported at concentrations exceeding their respective RSLs during the sampling event. There are no MCLs for these explosives and propellants. Additionally, nitrate-nitrite (one well) was reported at a concentration exceeding its respective MCL and RSL during this sampling event.

- Inorganic Elements - aluminum, arsenic, cobalt, iron, manganese, and thallium were reported at concentrations exceeding their respective MCLs and/or RSLs during this sampling event.

- Volatile Organic Compounds (VOCs) - carbon tetrachloride (one well) was reported at a concentration exceeding its RSL during this sampling event. The concentration did not exceed the MCL for this VOC.

- Semivolatile Organic Compounds (SVOCs) - bis(2-ethylhexyl)phthalate was reported at concentrations exceeding its RSL during this sampling event, but this is attributed to blank contamination. The concentrations did not exceed the MCL for this SVOC.

SECTION 1

INTRODUCTION

1.1 Facility Description

Past DoD activities at the Ravenna Army Ammunition Plant (RVAAP) date to 1940 and include the manufacturing, loading, handling, and storage of military explosives and ammunition. Until 1999, the RVAAP was identified as a 21,419-acre installation. The property boundary was resurveyed by the Ohio Army National Guard (OHARNG) over a 2-year period from 2002 and 2003, and the actual total acreage of the property was found to be 21,683.289 acres. As of February 2006, a total of 20,403 acres of the former 21,683-acre RVAAP have been transferred to the United States Property and Fiscal Officer (USP&FO) for Ohio for use by the OHARNG as a military training site. The current RVAAP consists of 1,280 acres in several distinct parcels scattered throughout the confines of the OHARNG Camp Ravenna Joint Military Training Center (CRJMTC). The RVAAP and CRJMTC are collocated on contiguous parcels of property and the CRJMTC perimeter fence completely encloses the remaining parcels of the RVAAP. The CRJMTC is in northeastern Ohio within Portage and Trumbull Counties, approximately 4.8 kilometers (3 miles) east-northeast of the city of Ravenna and approximately 1.6 kilometers (1 mile) northwest of the city of Newton Falls (Figure 1-1). The RVAAP portions of the property are solely located within Portage County. The CRJMTC (inclusive of the RVAAP) is a parcel of property approximately 17.7 kilometers (11 miles) long and 5.6 kilometers (3.5 miles) wide bounded by State Route 5, the Michael J. Kirwan Reservoir, and the CSX System Railroad on the south; Garret, McCormick, and Berry roads on the west; the Norfolk Southern Railroad on the north; and State Route 534 on the east (see Figures 1-1 and 1-2). The CRJMTC is surrounded by several communities: Windham on the north; Garrettsville 9.6 kilometers (6 miles) to the northwest; Newton Falls 1.6 kilometers (1 mile) to the southeast; Charlestown to the southwest; and Wayland 4.8 kilometers (3 miles) to the south. When the RVAAP was operational CRJMTC did not exist and the entire 21,683-acre parcel was a government-owned, contractor-operated (GOCO) industrial facility. The RVAAP Installation Restoration Program (IRP) encompasses investigation and cleanup of past activities over the entire 21,683 acres of the former RVAAP, and, therefore, references to the RVAAP in this document are considered to be inclusive of the historical extent of the RVAAP, which is inclusive of the combined acreages of the current CRJMTC and RVAAP, unless otherwise specifically stated.

1.2 Project Description

1.2.1 Historical Monitoring

In 2004, the United States (U.S.) Army and the Ohio Environmental Protection Agency (EPA) finalized the Facility-Wide Groundwater Monitoring Program (FWGWMP) Plan, which details

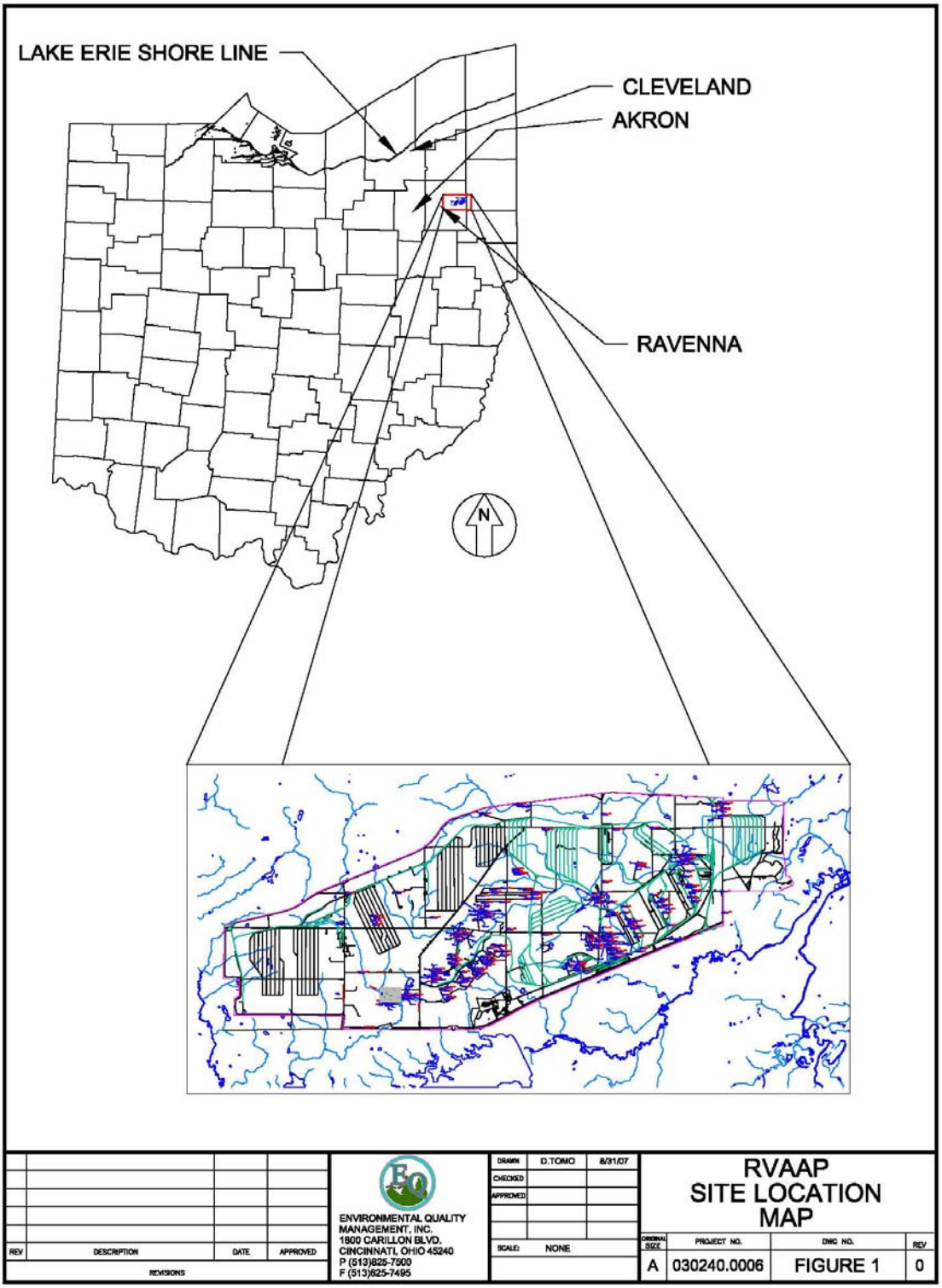

Figure 1-1. RVAAP General Location Map

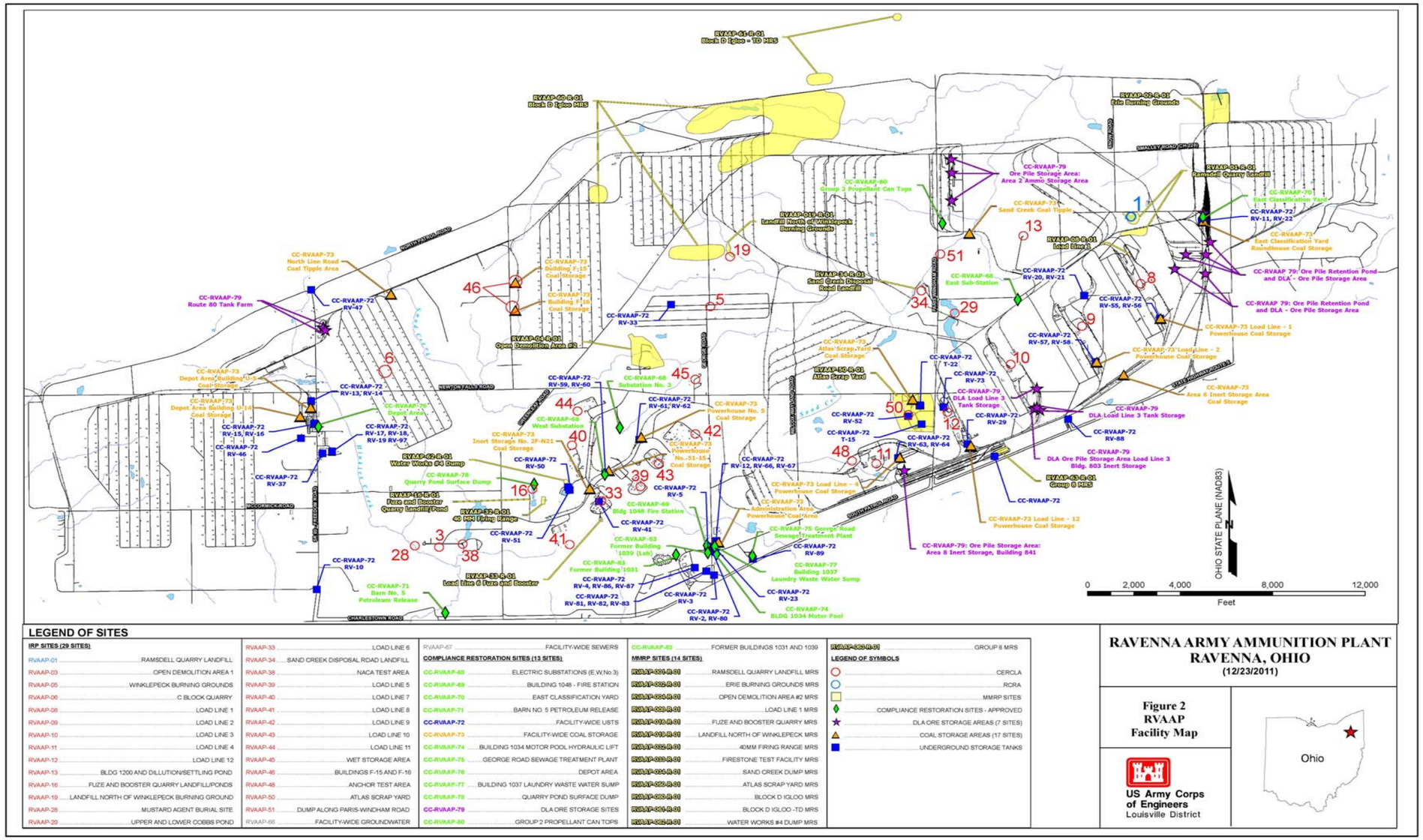

Figure 1-2. RVAAP Facility Map

the requirements of the program. The FWGWMP was initiated in 2005 with three consecutive quarters of FWGWMP well sampling. Quarterly sampling has continued through the current monitoring event. The initial FWGWMP wells identified for monitoring were sampled once every quarter, with the exception of the five Resource Conservation and Recovery Act (RCRA) wells that include three Ramsdell Quarry Landfill (RQL) wells (RQLmw-007, -008, and -009) and two Demolition Area 2 (DA2) wells (DETmw-003 and DETmw-004). The RQL and DA2 wells are sampled twice a year.

As detailed in the original FWGWMP Plan (FWGWMPP; September 2004), the initial monitoring program consisted of the sampling of 36 wells specified in Table 4-1 of the FWGWMPP. Fourteen of these wells are "Background Wells," and the remaining wells are situated at various Areas of Concern (AOCs) at RVAAP. The first sampling event for this project was conducted in April 2005. The results of the previous FWGWMP sampling events are presented in Section 5 of this report. The final assessment monitoring event for the initial well sampling and analysis was completed in October 2007.

On October 22, 2007, the U.S. Army Corps of Engineers (USACE) submitted to the Ohio EPA the *Preliminary Draft Proposal to Update the Facility-Wide Ground Water Monitoring Program* (USACE, October 2007) at the Ravenna Army Ammunition Plant. This proposal presented recommendations for modifications to the FWGWMP, the Director's Final Findings and Orders (DFFOs), and the Conceptual Plan in Appendix F of the Findings and Orders as presented below.

Section 3.1.2.2 of the original FWGWMPP (September 2004) establishes a protocol for adding and removing wells from the FWGWMP: "*Future wells installed as part of individual AOC investigations conducted under the ongoing Comprehensive Environmental Response Compensation and Liability Act (CERCLA) process at RVAAP will be evaluated for incorporation into the FWGWMP upon completion of at least four quarterly groundwater sampling events to be conducted as part of the Remedial Investigation (RI) phase at each AOC. The frequency of the initial sampling events may be other than quarterly if agreed upon by the Army and Ohio EPA.*" Based on this protocol the USACE notified the Ohio EPA on December 12, 2007, that the wells to be sampled would be changed effective with the January 2008 monitoring event. The Ohio EPA provided concurrence with this change in an email dated January 8, 2008. The Ohio EPA was notified of an additional change on February 27, 2008, increasing the number of wells to be sampled for the April 2008 event. The Ohio EPA was notified on March 21, 2008, that the number of FWGWMP wells to be sampled in April 2008 (and the July 2008, October 2008, and January 2009 events) would be increased to 132 plus the five RCRA wells sampled semi-annually (in order to complete four quarters of sampling for each of the 132 wells).

Beginning with the April 2009 sampling event the remaining wells on the list contained in the *Draft Proposal to Update the Facility-Wide Ground Water Monitoring Program* (USACE, October 2007) were sampled.

A revised list of wells to be sampled during 2010-2011 was submitted to the Ohio EPA in early 2010. The list of wells to be sampled, as well as scheduling issues, were discussed with the Ohio EPA in a telephone conference and verified in a subsequent email on May 26, 2010.

The 2011 wells to be sampled and the analytes to be analyzed from each well were discussed with the Ohio EPA in email correspondences in July 2011. For the groundwater monitoring event it was agreed to monitor the wells and analytes presented in Table 4-2 of the *2010 Addendum to the Facility-Wide Groundwater Monitoring Program Plan RVAAP-66 Facility-Wide Groundwater* (USACE, 2010).

1.2.2 Current Monitoring

Details of the current program design and requirements are contained in the *Final Facility-Wide Groundwater Monitoring Program Plan RVAAP-66 Facility-Wide Groundwater Semiannual Monitoring Addendum* (Semiannual Addendum; EQM, January 2012). Additionally, this document supplements the *Final Facility-Wide Groundwater Monitoring Program Plan RVAAP-66 Facility-Wide Groundwater Addendum* (FWGWMPP Addendum; EQM, January 2012), which includes three parts that pertain to the proposed work: Part I- Environmental Investigation Services Addendum (EIS Addendum), Part II- Quality Assurance Project Plan Addendum (QAPP), and Part III- Site Safety and Health Plan (SSHP) Addendum. Additional details pertaining to performance of field and laboratory activities are contained in the *Final Facility-Wide Sampling and Analysis Plan for Environmental Investigations at the Ravenna Army Ammunition Plant, Ravenna, Ohio* (FWSAP; SAIC, 2011).

The current wells to be sampled and the analytes to be analyzed from each well were approved in the Semiannual Addendum. The Current Monitoring Well Schedule and Analytes are presented in Appendix A.

Note that on April 9, 2012, the USACE submitted a letter to the Ohio EPA as a request to adopt the U.S. Environmental Protection Agency's (USEPA) Regional Screening Levels (RSLs) for use in the RVAAP Facility-Wide Groundwater Monitoring Program (FWGWMP). The RSLs are intended as a replacement for the use of USEPA's former Preliminary Remediation Goals (PRGs) for evaluating RVAAP's groundwater quality. The Ohio EPA submitted a response letter on 23 April 2012 approving the request. This represents an official addendum to RVAAP's FWGWMP Plan.

RVAAP's FWGWMP will no longer use USEPA's former PRGs to evaluate groundwater at the facility. From this point forward, RVAAP's groundwater monitoring program shall use USEPA's RSLs.

1.3 Scope of Work for the January 2012 Sampling Event

The USACE, under a Government Services Administration (GSA) Performance Based Acquisition (PBA) contract, retained Environmental Quality Management, Inc. (EQM) (Contract No. GS-10F-0293K – Delivery Order W912QR-11-F-0266) to obtain a signed Record of Decision (ROD) for the facility-wide groundwater (RVAAP-66) at the former RVAAP. One objective of this project is to continue monitoring under the RVAAP Facility-Wide Groundwater Monitoring Program. The following tasks were performed during the January 2012 sampling

event in accordance with specifications contained in the Semiannual Addendum, FWGWMPP Addendum, the FWSAP, and the Scope of Work written by the USACE:

- Performed groundwater sampling at the 35 wells identified in Appendix A.
- Performed laboratory analysis of the collected samples.
- Verified, validated, and reduced the laboratory analytical data produced for the event (exclusive of the quality assurance samples analyzed by RTI Laboratories).
- Prepared the Investigation-Derived Waste (IDW) Characterization and Disposal Plan for the IDW collected during monitoring activities.
- Prepared and submitted the monitoring report for the sampling event.

1.4 Report Presentation

This report presents the results of the January 2012 sampling event. The report is structured in the following way:

- Section 1.0 – Introduction.
- Section 2.0 – Description of Project Activities. This section describes project-specific details not contained in the FWSAP, FWGWMPP Addendum, and Semiannual Addendum. Additionally, details are provided on how the tasks described above were performed.
- Section 3.0 – Results of Investigation. The results of the sampling event are summarized, including groundwater elevation measurements, analytical results, and data verification/validation information.
- Section 4.0 – Summary of Results.
- Section 5.0 – References.

- Appendix A - Current Monitoring Well Schedule and Analytes.
- Appendix B – Water-Level Measurements/Field Log Book/Sample and Purge Records/Daily Quality Control Reports.
- Appendix C – Data Verification Reports/Laboratory Data Sheets.
- Appendix D – Investigation-Derived Waste Characterization and Disposal Plan.
- Appendix E – Reporting Limits that Currently Do Not Meet the RVAAP QAPP Project Action Requirements, MCLs, and/or Region 9 Preliminary RSLs.
- Appendix F Correspondence & Comment/Response Table.
- Plates

SECTION 2

PROJECT ACTIVITIES

2.1 Groundwater Level Monitoring

Depth to water from the top of the inner casing was measured in 46 FWGWMP wells and two deep Sharon Conglomerate wells during January 30 to February 2, 2012 (this includes water-level measurements for all Load Line 12 wells). Water-level measurements were taken with a Herron Dipper-T or Enviro Inspector electronic water-level indicator. The depth to the bottom of the well from the top of the inner casing was also measured with the electronic water-level indicator.

The results of the groundwater level monitoring for all the wells sampled during this monitoring event are presented in Section 3.1 and Appendix B. The monitoring well location map, identified as Plate 1, is included with this report. Potentiometric maps created from groundwater measurements from the RVAAP monitoring wells in October 2011 are presented on Plates 2, 3, and 4. The potentiometric maps were generated from the October 2011 water-level measurements taken from 237 facility wells and the six deep Sharon Conglomerate wells. These maps are updated on a yearly basis. The water levels from the individual events are not included in these plates. Additionally, the groundwater elevations from the new Sharon Conglomerate wells were evaluated and determined not to be representative of either the Homewood aquifer or the upper portion of the Sharon aquifer. These wells were installed with their screened intervals positioned at the basal portion of the Sharon Conglomerate. Therefore, the groundwater elevations collected from the basal Sharon Conglomerate wells were used to determine the potentiometric contours for these deep wells as presented in Plate 4.

To determine if groundwater elevations of basal Sharon Conglomerate wells (as determined from the October 2011 water-level measurements) are representative of the Sharon or Homewood aquifers, the groundwater elevation data were compared.

The groundwater elevation of water in the Homewood aquifer (well LL10mw-003) is more than 77 feet higher than the nearest basal Sharon Conglomerate well (well SCFmw-001). This demonstrates that the Homewood aquifer and Sharon Conglomerate are not representative of the same hydraulic unit. If they were in the same hydraulic unit, the water levels would be expected to be much the same.

There are five Sharon Conglomerate wells that are located through the basal portion of the Sharon aquifer. The groundwater elevations of the five nearest wells from the upper portion of the Sharon aquifer are 1.19 to 16.77 feet higher than the five basal Sharon Conglomerate groundwater elevations at the same locations. The average elevation difference is more than 8 feet. Again, this groundwater elevation difference indicates that the basal Sharon Conglomerate and the upper portion of the Sharon is not representative of the same hydraulic unit. The potentiometric map for the basal Sharon Conglomerate wells is included as Plate 4.

2.2 Groundwater Sampling

All identified semiannual monitoring wells were sampled from January 30 to February1, 2012. Wells were sampled using micropurge techniques in accordance with the specifications contained in the approved addendum. The wells were micropurged until certain groundwater parameters (i.e., temperature, specific conductivity, pH, and dissolved oxygen) had stabilized with the exception of the one well noted below, which was sampled with a bailer. The groundwater parameters were measured using a Horiba U-22 with flow cells or equivalent**.** Groundwater parameter measurements obtained during micropurging are presented in Appendix B.

High turbidity values [i.e., >500 nephelometric turbidity units (ntu)] were noted at four of the wells (CBPmw-002, LL12mw-242, LL6mw-002, and LL6mw-005). Wells LL12mw-242 and LL6mw-002 did not exhibit elevated sediment levels during this sampling event.

Several wells exhibited elevated sediment levels in the well casing. LL12mw-113, LL12mw-243, and LL12mw-244 are currently not being sampled (they are being monitored for water levels only). Should any of these wells be targeted for future sampling they will be redeveloped prior to sampling. LL12mw-245 is currently being sampled and based on the current sediment accumulation will be redeveloped prior to the July 2012 sampling event. The measured depth of the well for WBGmw-007 appears to be a field measurement error. The measured depth was compared to the October 2011 reading which gave a well depth of 26.52 feet with a sediment accumulation of -0.22-feet. This was confirmed on June 19, 2012 with a well depth of 26.36 feet (sediment accumulation of -0.06-feet).

It should be noted that high turbidity readings are not necessarily an indicator of nonrepresentative (i.e., formation) groundwater as stated in the Ohio EPA Technical Guidance Manual for groundwater: ***"Turbidity****, which is the visible presence of suspended mineral and organic particles in a ground water sample, also is not an indicator of ground water chemical stabilization and does not distinguish between stagnant casing water and formation water*." EQM continued purging after the normal stabilization parameters had stabilized (turbidity is not a stabilization parameter) in an attempt to reach turbidity values that were within 10% of each other. Additionally, the groundwater samples for metals analysis were filtered as part of the FWGWMP sampling, thereby reducing the effect of suspended particles in the groundwater.

Groundwater samples were collected with bladder pump micropurge equipment with the exception of well DETmw-004. This well historically exhibits poor yield. Therefore, EQM used the bailer method for purging and sampling per the Semiannual Addendum.

Equipment and sampling details are contained in Appendix B. Groundwater samples were collected in laboratory-supplied containers and stored in iced coolers for shipment in accordance with the specifications presented in the Semiannual Addendum, FWSAP, and FWGWMPP. During the January sampling, all coolers were received by the laboratory at temperatures within the prescribed tolerance limits.

Filtered metals samples were collected through the bladder pump using an inline 0.45-micron filter emptying directly into pre-preserved sample bottles containing nitric acid. For samples

collected using a bailer, the samples were poured from the bailer into a decontaminated holding vessel and then filtered through a 0.45-micron filter using a hand-pump directly into pre-preserved sample bottles containing nitric acid. All sampling procedures for the filtered metals were conducted in accordance with the FWSAP.

2.3 Laboratory Analysis

Laboratory analyses on all primary samples and associated quality control (QC) samples were performed by TestAmerica Laboratories. Table 2-1 presents the analytical methods used to analyze the groundwater samples.

Table 2-1. Analytical Suite of Chemicals

Constituents	Method[1]
Polychlorinated biphenyls (PCBs)	Gas Chromatograph (GC) – Semivolatile Organics (SVOCs) (8082)
Pesticides	GC Semivolatile Organics (8081A)
Base/Neutrals and Acids (SVOCs)	GC/Mass Spectrograph (MS) Semivolatile Organics (8270C)
Volatile Organic Compounds (VOCs)	GC/MS Volatile Organics (8260B)
Nitroguanidine (Propellant)	Organic compounds by UV/HPLC (8330 modified)
Nitroaromatics & Nitramines (Explosives)	GC Semivolatile Organics Explosives (8330)
Nitrocellulose (Propellant)	General Chemistry (WS-WC-0050)
Cyanide, (Total)	General Chemistry (9012A)
Nitrate/Nitrites	General Chemistry (353.2)[2]
Metals (Magnesium, Manganese, Barium, Nickel, Potassium, Silver, Sodium, Vanadium, Chromium, Calcium, Cobalt, Copper, Arsenic, Lead, Selenium)	Inductively Coupled Plasma (6010B)
Metals (Antimony, Iron, Beryllium, Thallium, Zinc, Cadmium, Aluminum)	Inductively Coupled Plasma Mass Spectrometry (6020)
Mercury	(7470A, Cold Vapor) - Liquid

1 = USEPA SW846.
2 = EPA Methods for Chemical Analysis of Water and Waste.
3 = Prescribed Test Procedures for Measurement of Radioactivity in Drinking Water, EPA-600/4-80-032, August 1980.
Appendix A presents the analyte list specific to each of the sampled wells.

The January groundwater samples were analyzed for the following parameters depending upon the well: explosives, propellants (nitrocellulose and nitroguanidine), cyanide, volatile organic compounds (VOCs), semivolatile organic compounds (SVOCs), target analyte list (TAL) metals (filtered), pesticides, and polychlorinated biphenyls (PCBs).

Quality control samples, including duplicates and matrix spike/matrix spike duplicates (MS/MSD) were collected from the following wells:

SCFmw-004 – Duplicate Sample
RQLmw-009– Duplicate Sample
LL2mw-265 – Duplicate Sample
LL12mw-245 – Duplicate Sample
RQLmw-008 – MS/MSD
SCFmw-002 – MS/MSD

All samples were picked up from the facility and delivered to the laboratory in iced coolers by a TestAmerica courier under proper chain-of-custody procedures (Appendix C). Laboratory analyses on all quality assurance (QA) samples (i.e., split samples) were performed by RTI Laboratories in Livonia, Michigan. Four QA samples were collected from the same wells where the duplicate samples were collected. All QA samples were shipped in iced coolers via overnight delivery service under proper chain-of-custody procedures. Table 2-2 presents, in tabular form, all analyses and associated QA/QC for the January 2012 monitoring event. The Daily Quality Control Reports are presented in Appendix B.

Laboratory results are summarized in Section 3.2. Laboratory data sheets, including QA/QC information, are contained in Appendix C.

2.4 Data Verification/Validation

Data from TestAmerica were verified in accordance with project specifications by EQM chemists Ms. Angye Dragotta and Mr. Eric Corbin using the Automatic Data Review (ADR) program. Data validation/verification is summarized in Section 3.3. The Data Verification/Validation Summary Reports are presented in Appendix C.

2.5 Investigation-Derived Waste

An IDW Report was prepared for the sampling and water-level measurement activities discussed in Section 3. Purge water was collected at each well location in 5-gallon buckets and transferred to 55-gallon drums located inside Building 1036. No more than 4 gallons were purged from any well. Instruments and equipment were decontaminated after purging and sampling each monitoring well. Decontamination fluids were collected in a separate 55-gallon drum stored inside Building 1036. Pending analysis of the monitoring well samples, IDW fluids were stored in the 55-gallon drums until the IDW Report was approved by the Ohio EPA. The IDW was then disposed of in accordance with the FWSAP, FWGWMPP Addendum, and Semiannual Addendum requirements. The IDW Report is presented in Appendix D.

Table 2-2. QA Table for January 2012 Sampling Event

	Contractor Laboratory							Government Laboratory		Requested Laboratory Analysis											
Sample Locations	Primary Lab Sample ID	Date	Sample Type	Assoc. QC Dup Number	Assoc. QC Rinsate Number	Assoc. QC Trip Blank Number	MS/ MSD	QA Lab Sample ID	Assoc. QC Trip Blank Number	VOCs	SVOC I	SVOC II	SVOC III	SVOC IV	Explosives	Propellants	Pesticides	PCBs	NO2/NO3	Cyanide	Filtered Metals
B12mw-012	FWGB12mw-012C-1874-GW/GF	1/30/2012	GW		EQUIPRinse1-1894	FWGTeam2-Trip					X		X								X
BKGmw-005	FWGBKGmw-005C-1855-GW/GF	2/1/2012	GW		EQUIPRinse3-1896	FWGTeam2-Trip				X	X				X	X	X	X			X
BKGmw-021	FWGBKGmw-021C-1856-GW/GF	1/30/2012	GW		EQUIPRinse1-1894	FWGTeam2-Trip				X	X				X	X	X	X			X
CBLmw-002	FWGCBLmw-002C-1875-GW/GF	2/1/2012	GW		EQUIPRinse3-1896	FWGTeam2-Trip					X		X					X			
CBPmw-002	FWGCBPmw-002C-1876-GW/GF	1/31/2012	GW		EQUIPRinse2-1895	FWGTeam2-Trip			TRIPBLANK		X						X	X			X
DA2mw-108	FWGDA2mw-108C-1879-GW/GF	2/1/2012	GW		EQUIPRinse3-1896	FWGTeam3-Trip					X				X	X		X			X
DETmw-003	FWGDETmw-003C-1877-GW/GF	2/1/2012	GW		EQUIPRinse3-1896	FWGTeam3-Trip				X				X	X	X	X	X		X	X
DETmw-004	FWGDETmw-004C-1878-GW/GF	2/1/2012	GW		EQUIPRinse3-1896	FWGTeam3-Trip				X				X	X	X	X	X		X	X
EBGmw-125	FWGEBGmw-125C-1880-GW/GF	1/30/2012	GW		EQUIPRinse1-1894	FWGTeam2-Trip					X										X
LL10mw-003	FWGLL10mw-003C-1866-GW/GF	1/30/2012	GW		EQUIPRinse1-1894	FWGTeam1-Trip				X											X
LL11mw-007	FWGLL11mw-007C-1867-GW/GF	2/1/2012	GW		EQUIPRinse3-1896	FWGTeam2-Trip				X	X				X	X	X				X
LL12mw-182	FWGLL12mw-182C-1868-GW	1/31/2012	GW		EQUIPRinse2-1895	FWGTeam1-Trip					X										
LL12mw-185	FWGLL12mw-185C-1869-GW/GF	1/30/2012	GW		EQUIPRinse1-1894	FWGTeam3-Trip													X		X
LL12mw-187	FWGLL12mw-187C-1870-GW/GF	1/31/2012	GW		EQUIPRinse2-1895	FWGTeam1-Trip				X	X	X	X		X	X	X	X			X
LL12mw-242	FWGLL12mw-242C-1871-GW/GF	1/31/2012	GW		EQUIPRinse2-1895	FWGTeam1-Trip				X	X	X	X		X	X	X	X	X		X
LL12mw-245	FWGLL12mw-245C-1872-GW/GF	1/31/2012	GW	DUP2-1891	EQUIPRinse2-1895	FWGTeam1-Trip		FWGLL12mw-245C-1900S-GW/GF	TRIPBLANK	X	X	X	X		X	X	X	X	X		X
LL12mw-246	FWGLL12mw-246C-1873-GW/GF	1/31/2012	GW		EQUIPRinse2-1895	FWGTeam1-Trip				X	X	X	X		X	X	X	X	X		X
LL1mw-064	FWGLL1mw-064C-1857-GW/GF	1/31/2012	GW		EQUIPRinse2-1895	FWGTeam3-Trip				X	X				X	X	X				X
LL1mw-065	FWGLL1mw-065C-1858-GW/GF	1/31/2012	GW		EQUIPRinse2-1895	FWGTeam3-Trip				X	X				X	X	X				X
LL2mw-059	FWGLL2mw-059C-1859-GW/GF	1/30/2012	GW		EQUIPRinse1-1894	FWGTeam3-Trip				X	X	X			X	X	X	X			X
LL2mw-265	FWGLL2mw-265C-1860-GW/GF	1/30/2012	GW	DUP1-1890*	EQUIPRinse1-1894	FWGTeam3-Trip		FWGLL2mw-265C-1901S-GW/GF	TRIPBLANK	X	X	X			X	X	X	X			X
LL3mw-241	FWGLL3mw-241C-1861-GW/GF	1/31/2012	GW		EQUIPRinse2-1895	FWGTeam3-Trip				X	X				X	X	X				X
LL3mw-242	FWGLL3mw-242C-1862-GW/GF	1/31/2012	GW		EQUIPRinse2-1895	FWGTeam3-Trip				X	X				X	X	X				X
LL4mw-199	FWGLL4mw-199C-1863-GW/GF	1/31/2012	GW		EQUIPRinse2-1895	FWGTeam3-Trip				X	X				X	X	X				X
LL6mw-002	FWGLL6mw-002C-1864-GW/GF	2/1/2012	GW		EQUIPRinse3-1896	FWGTeam2-Trip					X		X								X
LL6mw-005	FWGLL6mw-005C-1865-GW/GF	1/31/2012	GW		EQUIPRinse2-1895	FWGTeam3-Trip					X		X								X
NTAmw-109	FWGNTAmw-109C-1881-GW/GF	2/1/2012	GW		EQUIPRinse3-1896	FWGTeam2-Trip				X	X		X								X
RQLmw-007	FWGRQLmw-007C-1882-GW/GF	1/30/2012	GW		EQUIPRinse1-1894	FWGTeam1-Trip				X				X	X	X	X	X		X	X
RQLmw-008	FWGRQLmw-008C-1883-GW/GF	1/30/2012	GW		EQUIPRinse1-1894	FWGTeam2-Trip	YES			X				X	X	X	X	X		X	X
RQLmw-009	FWGRQLmw-009C-1884-GW/GF	1/30/2012	GW	DUP3-1892	EQUIPRinse1-1894	FWGTeam1-Trip		FWGRQLmw-009C-1899S-GW/GF	TRIPBLANK	X				X	X	X	X	X		X	X
SCFmw-002	FWGSCFmw-002-1885-GW/GF	1/31/2012	GW		EQUIPRinse2-1895	FWGTeam2-Trip	YES			X	X		X		X	X	X	X	X		X
SCFmw-004	FWGSCFmw-004-1886-GW/GF	1/31/2012	GW	DUP4-1893*	EQUIPRinse2-1895	FWGTeam2-Trip		FWGSCFmw-004-1898S-GW/GF	TRIPBLANK	X	X	X			X	X	X	X			X
WBGmw-006	FWGWBGmw-006C-1887-GW/GF	2/1/2012	GW		EQUIPRinse3-1896	FWGTeam1-Trip				X	X				X	X					X
WBGmw-007	FWGWBGmw-007C-1888-GW/GF	2/1/2012	GW		EQUIPRinse3-1896	FWGTeam1-Trip				X	X				X	X					X
WBGmw-009	FWGWBGmw-009C-1889-GW/GF	2/1/2012	GW		EQUIPRinse3-1896	FWGTeam1-Trip				X	X				X	X					X

* DUP1-1890* was only analyzed for SVOC1, SVOC2 and Metals and at DUP4-1893* PCBs were not analyzed.
SVOC I = Nitroaromatics/Phthalates
SVOC II = Phenols
SVOC III = PAHs
SVOCIV = Full SVOC RCRA suite

SECTION 3

RESULTS

3.1 Groundwater Elevations

Depth-to-groundwater measurements for the 48 RVAAP monitoring wells, including all the Load Line 12 and semiannual wells, were obtained from January 30 to February 1, 2012, as described in Section 2.1. The groundwater elevations for the wells are presented in Table 3-1. The monitoring well location map, identified as Plate 1, is included with this report. Facility-wide groundwater potentiometric maps (Plates 2, 3, and 4) were created based on all RVAAP groundwater measurements taken during the October 2011 event and are also included in this report (Plates are located at the end of the report).

3.2 Summary of Analytical Results

Summaries of laboratory analytical results are presented in Tables 3-2, 3-3, 3-5, 3-6, and 3-7. Appendix C presents the Laboratory Data Sheets. A brief summary of the detected compounds and elements are presented in the following sub-sections. The data presented in the tables are the validated and verified data. Data verification and validation is discussed in Section 3.3 and Appendix C.

The analytical data generated from the monitoring wells will be screened using the previously approved decision process as follows:

1. **1st Screen: Screen data against the established Facility-Wide background values** – If chemical concentrations are less than the established background values, then these chemicals do not qualify as COPCs. If the chemical concentrations are equal to or greater than the background values, or there are no background values, then the chemicals qualify for further screening under Step 2.

2. **2nd Screen: Screen data against the Facility-Wide Clean-Up Goals (FWCUGs)** – Under current and future planned land use scenarios for the site, the following human receptors have been identified for which FWCUGs have been established: Security and Maintenance Personnel, National Guard – Fire/Dust Suppression Worker, National Guard Trainee, Resident Farmer, Trespasser Adult/Juvenile, Recreators – Hunter/Trapper/Fisherman, National Guard Engineering School Instructor, and National Guard Range Maintenance Soldier. If chemical concentrations are less than the restrictive and applicable FWCUGs, then these chemicals do not qualify as COPCs. However, if the FWCUG is less stringent than the USEPA's corresponding MCL, then the MCL will take precedence. If the chemical concentrations are equal to or greater than the most restrictive and applicable FWCUGs (or MCLs), then these chemicals qualify as COPCs. If there are no chemical-specific FWCUGs, then the

chemicals qualify for further screening under Step 3. Note that the FWCUGs are at 1/10 the risk goal (i.e., 0.1 HQ/HI and 1e-6 excess lifetime cancer risk level).

3. **3rd Screen: Screen data against the USEPA RSLs** – If chemical concentrations are less than the RSLs, then these chemicals do not qualify as COPCs. If the chemical concentrations are equal to or greater than the RSLs, then these chemicals qualify as COPCs. If there are no chemical-specific RSLs, then the chemicals qualify as COPCs.

The FWCUGs will be used to address groundwater remedial actions. In addition, the USEPA's MCLs will be used to assist in the identification of COPCs and will serve as alternate cleanup goals for groundwater contaminants (as applicable and appropriate). The more conservative of the FWCUGs and MCLs will be used to address groundwater mitigation efforts.

As mentioned in Step 3, groundwater analytical results will also be compared to the USEPA RSL Summary Table (May 2010). This table was developed by the USEPA to replace the Region 9 PRGs and the Region 3 Risk Based Cleanup (RBC) table. Use of the former Region 9 Preliminary Remediation Goals (PRGs) will be discontinued during the RI/FS for Facility-Wide Groundwater (RVAAP-66) and for screening groundwater quality during future groundwater monitoring events at RVAAP. It should be further noted that the RSLs were developed to replace the PRGs in their entirety. Region 9 PRGs have not been updated since 2004 and no longer represent the current technical and toxicological understanding of the chemical constituents.

Additionally please note the following:

- As discussed in Section 3.3 under the data validation process, data are qualified by EQM's validator following the guidelines and qualifier requirements set forth by the FWSAP, QAPP, and United States DoD Quality Services Manual (QSM) for Environmental Laboratories, Version 4.1, and the USACE, Louisville District, Quality Systems Manual Supplement (LS). As a result, the flags designated by EQM sometimes differ from those in the laboratory data sheets. The flags designated by the validator override any flagging of the data by the laboratory. For a complete explanation of the data qualifiers used for each constituent refer to Section 3.3 and the Data Verification Summary Reports found in Appendix C.

- For purposes of consistency, all detected concentrations that are elevated above both the method detection limit (MDL) and the above-referenced screening levels are called out in the following text. In the tables, the compounds and elements that were detected above the MDL are presented in bold numbers. This includes constituents flagged as estimated.

Table 3-1. January 2012 FWGWMP Monitoring Well Measurements

Well	Monitoring Zone	Top of Casing (TOC) Elevation[a] (ft)	Quarterly Groundwater Elevation (Apr/2011) (ft)	Quarterly Groundwater Elevation (Jul/2011) (ft)	Quarterly Groundwater Elevation (Oct/2011) (ft)	Quarterly Groundwater Elevation (Jan/2012) (ft)	Depth to Water (ft below TOC) Jan/2012	Reported Construction Depth from TOC[a] (ft)	Measured Depth from TOC (ft) Jan/2012	Differential - Reported Construction Depth/Measured Depth (ft)Jan/2012	Description of Bottom Jan/2012
B12mw-012	Sharon	1006.32	983.32	NM	986.35	989.73	16.59	24.9	24.81	0.09	hard
BKGmw-005	Unconsolidated	1,151.94	1,141.16	NM	1139.60	1142.03	9.91	21.0	21.44	-0.44	hard
BKGmw-021	Unconsolidated	974.66	960.81	NM	959.34	962.47	12.19	20.6	20.88	-0.28	hard
CBLmw-002	Homewood	1175.24	NM	NM	1136.99	1140.26	34.98	47.2	47.32	-0.12	hard
CBPmw-002	Unconsolidated	970.04	NM	NM	960.94	962.96	7.08	32.2	31.72	0.48	hard
DA2mw-108	Unconsolidated	1032.36	NM	NM	1025.41	1026.18	6.18	16.9	17.27	-0.37	hard
DET-003	Unconsolidated	1036.81	1027.81	NM	1027.16	1027.74	9.07	13	15.86	-2.86	hard
DET-004	Unconsolidated	1038.68	1028.46	NM	1027.94	1029.09	9.59	12	13.9	-1.9	hard
EBGmw-125	Unconsolidated	949.89	NM	NM	942.46	948.76	1.13	26.8	27.44	-0.64	hard
LL10mw-003	Homewood	1130.28	NM	NM	1108.84	1112.9	17.38	28.9	28.5	0.4	hard
LL11mw-007	Unconsolidated	1082	NM	NM	1067.87	1068.87	13.13	25.2	25.29	-0.09	hard
LL12mw-088	Unconsolidated	981.06	NM	973.84	973.8	974.51	6.55	27.1	27.42	-0.32	hard
LL12mw-107	Unconsolidated	980.15	NM	970.14	969.89	972.35	7.8	33.1	33.64	-0.54	hard
LL12mw-113	Sharon Shale	980.18	NM	972.55	974.96	975.26	4.92	25	20.75	4.25	soft
LL12mw-128	Unconsolidated	978.24	NM	967.93	968.02	970.16	8.08	33.3	34.01	-0.71	hard
LL12mw-153	Unconsolidated	977.85	NM	971.03	971.42	972.8	5.05	25	25.05	-0.05	hard
LL12mw-154	Unconsolidated	979.06	NM	969.51	969.93	971.77	7.29	28.7	28.69	0.01	medium
LL12mw-182	Unconsolidated	984.42	NM	972.93	973.22	976.13	8.29	37.7	38.12	-0.42	hard
LL12mw-183	Sharon Shale	982.98	NM	969.5	969.48	972.12	10.86	36	36.5	-0.5	hard
LL12mw-184	Unconsolidated	983.16	NM	969.85	969.86	972.66	10.5	31.2	31.35	-0.15	hard
LL12mw-185	Unconsolidated	981.31	NM	973.02	971.91	974.46	6.85	23.2	23.2	0	hard
LL12mw-186	Sharon Shale	978.31	NM	970.58	972.46	973.23	5.08	21	20.96	0.04	hard
LL12mw-187	Unconsolidated	979.94	NM	970.25	970.13	972.25	7.69	29.4	29.9	-0.5	hard
LL12mw-188	Unconsolidated	980.63	NM	973.93	975.93	975.72	4.91	22.2	22.01	0.19	hard
LL12mw-189	Sharon Shale	978.04	NM	970.59	973.8	974.85	3.19	19.6	19.57	0.03	hard
LL12mw-242	Unconsolidated	981.2	NM	970.81	972.4	975.05	6.15	28.3	28.71	-0.41	hard
LL12mw-243	Unconsolidated	980.79	NM	971.19	971.24	972.35	8.44	25.7	24.31	1.39	hard
LL12mw-244	Unconsolidated	980.65	NM	969.42	970.29	972.47	8.18	32.1	30.82	1.28	soft
LL12mw-245	Unconsolidated	980.04	NM	971.87	971.36	972.6	7.44	30.5	29.45	1.05	hard
LL12mw-246	Unconsolidated	984.83	NM	967.64	967.67	970.29	14.54	34.3	34.95	-0.65	hard
LL1mw-064	Unconsolidated	935.10	NM	NM	933.38	935.1	0	21.1	20.74	0.36	hard, 31"SU
LL1mw-065	Unconsolidated	944.41	NM	931.22	932.79	934.92	9.49	23.4	23.08	0.32	hard
LL2mw-059	Sharon	966.67	NM	952.65	952.43	954.27	12.4	21.8	21.85	-0.05	hard
LL2mw-265	Sharon	961.24	NM	950.54	950.62	952.46	8.78	23.8	24.38	-0.58	hard

Table 3-1. January 2012 FWGWMP Monitoring Well Measurements

Well	Monitoring Zone	Top of Casing (TOC) Elevation[a] (ft)	Quarterly Groundwater Elevation (Apr/2011) (ft)	Quarterly Groundwater Elevation (Jul/2011) (ft)	Quarterly Groundwater Elevation (Oct/2011) (ft)	Quarterly Groundwater Elevation (Jan/2012) (ft)	Depth to Water (ft below TOC) Jan/2012	Reported Construction Depth from TOC[a] (ft)	Measured Depth from TOC (ft) Jan/2012	Differential - Reported Construction Depth/Measured Depth (ft)Jan/2012	Description of Bottom Jan/2012
LL3mw-241	Sharon	994.65	NM	981.06	985.12	987.54	7.11	25.1	25.53	-0.43	hard
LL3mw-242	Sharon	999.32	NM	NM	982.54	986.1	13.22	21.9	22.49	-0.59	hard
LL4mw-199	Unconsolidated	977.28	970.23	NM	969.37	971.1	6.18	22.6	23.14	-0.54	medium
LL6mw-002	Unconsolidated	1129.36	NM	NM	1107.1	1116.41	12.95	22.5	24.49	-1.99	hard
LL6mw-005	Homewood	1120.47	NM	NM	1107.27	1109.99	10.48	22.5	22.06	0.44	medium
NTAmw-109	Unconsolidated	1079.84	NM	NM	1067.29	1069.45	10.39	20.9	20.91	-0.01	soft
RQLmw-007	Sharon	965.91	960.29	NM	959.6	961.59	4.32	18.2	18.55	-0.35	hard
RQLmw-008	Sharon	966.08	959.8	NM	959.44	961.58	4.5	18.5	18.6	-0.1	hard
RQLmw-009	Sharon	964.58	960.23	NM	959.63	960.89	3.69	18.4	18.78	-0.38	hard
SCFmw-002	Sharon Conglon	984.56	965.84	NM	964.58	966.96	17.6	149.65	150.3	-0.65	hard
SCFmw-004	Sharon Conglon	944.17	944.17	NM	944.17	944.42	-0.25	112.47	112.5	-0.03	hard
WBGmw-006	Unconsolidated	1014.66	NM	NM	1008.06	1009.65	5.01	20.4	20.27	0.13	hard
WBGmw-007	Unconsolidated	1000.59	NM	NM	982.86	984.5	16.09	26.3	24.46	1.84	hard
WBGmw-009	Unconsolidated	1047.53	NM	NM	1034.13	1036.65	10.88	24	24.4	-0.4	hard

a = Elevations are in feet above mean sea level (amsl)

NM = New wells added to the sampling schedule, not measured in all quarters

- Several analytical methods used to analyze a number of explosives, VOCs, SVOCs, metals, PCBs, and pesticides currently do not meet the RVAAP QAPP project action requirements, MCLs, or RSLs. Tables listing the reporting limits that currently do not meet the RVAAP QAPP Project Action Requirements, MCLs, and/or RSLs are presented in Appendix E.

- Note that for this event wells were sampled for specific analytes as identified in the Semiannual Addendum. This table is presented in Appendix A.

3.2.1 Explosives and Propellants

Explosive and propellant compound analytical results are summarized in Table 3-2. Note that due to a chain of custody error nitrate/nitrates were not analyzed at LL12mw-187. The following compounds were detected at concentrations above the MDLs:

- 1,3,5-Trinitrobenzene – LL2mw-059 (1.6 µg/L) and LL3mw-241 (19 µg/L J). There is no MCL for 1,3,5-Trinitrobenzene. The RSL is 460 µg/L.

- 1,3-Dinitrobenzene – LL2mw-059 (0.073 µg/L). There is no MCL for 1,3-Dinitrobenzene. The RSL is 1.5 µg/L.

- 2,4,6-Trinitrotoluene (TNT) – LL3mw-241 (10 µg/L J). There is no MCL for TNT. The RSL is 2.2 µg/L.

- 2,4-Dinitrotoluene (DNT) – LL2mw-059 (0.39 µg/L) and LL3mw-241 (0.053 µg/L J). There is no MCL for DNT. The RSL is 0.20 µg/L.

- 2,6-Dinitrotoluene – LL3mw-241 (0.19 µg/L J). There is no MCL for 2,6-Dinitrotoluene. The RSL is 15 µg/L.

- 2-Amino-4,6-dinitrotoluene – LL2mw-059 (0.60 µg/L) and LL3mw-241 (4.8 µg/L J). There is no MCL for 2-Amino-4,6-dinitrotoluene. The RSL is 30 µg/L.

- 4-Amino-2,6-dinitrotoluene – LL2mw-059 (0.58 µg/L), LL2mw-265 (0.097 µg/L), and LL3mw-241 (4.8 µg/L J). There is no MCL for 4-Amino-2,6-dinitrotoluene. The RSL is 30 µg/L.

- HMX – LL2mw-059 (0.064 µg/L), LL2mw-265 (0.049 µg/L J), LL3mw-241 (0.43 µg/L J), and DETmw-004 (2.0 µg/L). There is no MCL for HMX. The RSL is 780 µg/L.

- Nitrate-Nitrite – LL12mw-185 (119 mg/L J), LL12mw-242 (0.019 mg/L J B), LL12mw-245 (0.074 mg/L J), and LL12mw-246 (0.017 mg/L J B). The MCL for HMX is 1 mg/L. The RSL is 1.6 mg/L.

- Nitrocellulose – LL12mw-187 (2.8 µg/L). There is no MCL for Nitrocellulose. The RSL is 47,000,000 µg/L.

- RDX – LL3mw-241 (1.6 µg/L J) and DETmw-004 (2.8 µg/L). There is no MCL for RDX. The RSL is 0.61 µg/L.

As shown in Table 3-2, the following explosives or propellants were detected at levels above their corresponding MCLs or RSLs during the January 2012 sampling:

- TNT at a concentration exceeding the RSL of 2.2 µg/L at LL3mw-241 (10 µg/L J).

- DNT at a concentration exceeding the RSL of 0.20 µg/L at LL2mw-059 (0.39 µg/L).

- Nitrate-Nitrite at a concentration exceeding the MCL of 1 mg/L and the RSL of 1.6 mg/L at LL12mw-185 (119 mg/L J).

- RDX at a concentration exceeding the RSL of 0.61 µg/L at LL3mw-241 (1.6 µg/L J) and DETmw-004 (2.8 µg/L).

Table 3-2. FWGWMP January 2012 Explosive and Propellant Analytical Results

Station ID				BKGmw-005	BKGmw-021	LL1mw-064	LL1mw-065	LL2mw-059	LL2mw-265
Sample ID		MCL	USEPA RSL	FWGBKGMW-005C-1855-GW	FWGBKGMW-021C-1856-GW	FWGLL1MW-064C-1857-GW	FWGLL1MW-065C-1858-GW	FWGLL2MW-059C-1859-GW	FWGLL2MW-265C-1860-GW
Date Collected				2/1/2012	1/30/2012	1/31/2012	1/31/2012	1/30/2012	1/30/2012
Sample Type				Grab	Grab	Grab	Grab	Grab	Grab
Analyte	Units								
1,3,5-Trinitrobenzene	µg/L	NS	460	0.052 U	0.050 U	0.049 U	0.049 U	**1.6**	0.050 U
1,3-Dinitrobenzene	µg/L	NS	1.5	0.052 U	0.050 U	0.049 U	0.049 U	**0.073**	0.050 U
2,4,6-Trinitrotoluene	µg/L	NS	2.2	0.052 U	0.050 U	0.049 U	0.049 U	0.052 U	0.050 U
2,4-Dinitrotoluene	µg/L	NS	0.2	0.052 U	0.050 U	0.049 U	0.049 U	**0.39**	0.050 U
2,6-Dinitrotoluene	µg/L	NS	15	0.052 U	0.050 U	0.049 U	0.049 U	0.052 U	0.050 U
2-Amino-4,6-dinitrotoluene	µg/L	NS	30	0.10 U	0.10 U	0.098 U	0.098 U	**0.60**	0.10 U
2-Nitrotoluene	µg/L	NS	0.27	0.10 U	0.10 U	0.098 U	0.098 U	0.10 U	0.10 U
3-Nitrotoluene	µg/L	NS	1.3	0.10 U	0.10 U	0.098 U	0.098 U	0.10 U	0.10 U
4-Amino-2,6-Dinitrotoluene	µg/L	NS	30	0.052 U	0.050 U	0.049 U	0.049 U	**0.58**	**0.097**
4-Nitrotoluene	µg/L	NS	3.7	0.10 U	0.10 U	0.098 U	0.098 U	0.10 U	0.10 U
HMX	µg/L	NS	780	0.052 U	0.050 U	0.049 U	0.049 U	**0.064**	**0.049 J**
Nitrate-Nitrite	mg/L	1	1.6	N/A	N/A	N/A	N/A	N/A	N/A
Nitrobenzene	µg/L	NS	0.12	0.052 U	0.050 U	0.049 U	0.049 U	0.052 U	0.050 U
Nitrocellulose	mg/L	NS	4.7E+07	1.0 UJ	1.0 UJ	1.0 UJ	1.0 UJ	1.0 UJ	1.0 UJ
Nitroglycerin	µg/L	NS	1.5	0.52 U	0.50 U	0.49 U	0.49 U	0.52 U	0.50 U
Nitroguanidine	µg/L	NS	1600	6.0 U	6.0 U	6.0 U	6.0 U	6.0 U	6.0 U
PETN	µg/L	NS	16	0.52 U	0.50 U	0.49 U	0.49 U	0.52 U	0.50 U
RDX	µg/L	NS	0.61	0.052 U	0.050 U	0.049 U	0.049 U	0.052 U	0.050 U
Tetryl	µg/L	NS	63	0.052 U	0.050 U	0.049 U	0.049 U	0.052 U	0.050 U

Notes:
NS = no standard
Bold = detected compound above the MDL
N/A = Not Analyzed

Table 3-2. FWGWMP January 2012 Explosive and Propellant Analytical Results

Station ID				LL3mw-241	LL3mw-242	LL4mw-199	LL11mw-007	LL12mw-185	LL12mw-187
Sample ID		MCL	USEPA RSL	FWGLL3MW-241C-1861-GW	FWGLL3MW-242C-1862-GW	FWGLL4MW-199C-1863-GW	FWGLL11MW-007C-1867-GW	FWGLL12MW-185C-1870-GW	FWGLL12MW-187C-1869-GW
Date Collected				1/31/2012	1/31/2012	1/31/2012	2/1/2012	1/31/2012	1/31/2012
Sample Type				Grab	Grab	Grab	Grab	Grab	Grab
Analyte	Units								
1,3,5-Trinitrobenzene	µg/L	NS	460	**19 J**	0.050 U	0.049 U	0.049 U	N/A	0.050 U
1,3-Dinitrobenzene	µg/L	NS	1.5	0.050 U	0.050 U	0.049 U	0.049 U	N/A	0.050 U
2,4,6-Trinitrotoluene	µg/L	NS	2.2	**10 J**	0.050 U	0.049 U	0.049 U	N/A	0.050 U
2,4-Dinitrotoluene	µg/L	NS	0.2	**0.053 J**	0.050 U	0.049 U	0.049 U	N/A	0.050 U
2,6-Dinitrotoluene	µg/L	NS	15	**0.19 J**	0.050 U	0.049 U	0.049 U	N/A	0.050 U
2-Amino-4,6-dinitrotoluene	µg/L	NS	30	**4.8 J**	0.099 U	0.098 U	0.098 U	N/A	0.099 U
2-Nitrotoluene	µg/L	NS	0.27	0.099 U	0.099 U	0.098 U	0.098 U	N/A	0.099 U
3-Nitrotoluene	µg/L	NS	1.3	0.099 U	0.099 U	0.098 U	0.098 U	N/A	0.099 U
4-Amino-2,6-Dinitrotoluene	µg/L	NS	30	**4.8 J**	0.050 U	0.049 U	0.049 U	N/A	0.050 U
4-Nitrotoluene	µg/L	NS	3.7	0.099 U	0.099 U	0.098 U	0.098 U	N/A	0.099 U
HMX	µg/L	NS	780	**0.43 J**	0.050 U	0.049 U	0.049 U	N/A	0.050 U
Nitrate-Nitrite	mg/L	1	1.6	N/A	N/A	N/A	N/A	**119 J**	N/A
Nitrobenzene	µg/L	NS	0.12	0.050 U	0.050 U	0.049 U	0.049 U	N/A	0.050 U
Nitrocellulose	mg/L	NS	4.7E+07	1.0 UJ	1.0 UJ	1.0 UJ	1.0 UJ	N/A	**2.8**
Nitroglycerin	µg/L	NS	1.5	0.50 U	0.50 U	0.49 U	0.49 U	N/A	0.50 U
Nitroguanidine	µg/L	NS	1600	6.0 U	6.0 U	6.0 U	6.0 U	N/A	6.0 U
PETN	µg/L	NS	16	0.50 U	0.50 U	0.49 U	0.49 U	N/A	0.50 U
RDX	µg/L	NS	0.61	**1.6 J**	0.050 U	0.049 U	0.049 U	N/A	0.050 U
Tetryl	µg/L	NS	63	0.050 U	0.050 U	0.049 U	0.049 U	N/A	0.050 U

Notes:
NS = no standard
Bold = detected compound above the MDL
N/A = Not Analyzed

Table 3-2. FWGWMP January 2012 Explosive and Propellant Analytical Results

Station ID				LL12mw-242	LL12mw-245	LL12mw-246	DETmw-003	DETmw-004	DA2mw-108	RQLmw-007
Sample ID		MCL	USEPA RSL	FWGLL12MW-242C-1871-GW	FWGLL12MW-245C-1872-GW	FWGLL12MW-246C-1873-GW	FWGDETMW-003C-1877-GW	FWGDETMW-004C-1878-GW	FWGDA2MW-108C-1879-GW	FWGRQLMW-007C-1882-GW
Date Collected				1/31/2012	1/31/2012	1/31/2012	2/1/2012	2/1/2012	2/1/2012	1/30/2012
Sample Type				Grab	Grab	Grab	Grab	Grab	Grab	Grab
Analyte	Units									
1,3,5-Trinitrobenzene	µg/L	NS	460	0.049 U	0.049 U	0.049 U	0.050 U	0.050 U	0.050 U	0.050 U
1,3-Dinitrobenzene	µg/L	NS	1.5	0.049 U	0.049 U	0.049 U	0.050 U	0.050 U	0.050 U	0.050 U
2,4,6-Trinitrotoluene	µg/L	NS	2.2	0.049 U	0.049 U	0.049 U	0.050 U	0.050 U	0.050 U	0.050 U
2,4-Dinitrotoluene	µg/L	NS	0.2	0.049 U	0.049 U	0.049 U	0.050 U	0.050 U	0.050 U	0.050 U
2,6-Dinitrotoluene	µg/L	NS	15	0.049 U	0.049 U	0.049 U	0.050 U	0.050 U	0.050 U	0.050 U
2-Amino-4,6-dinitrotoluene	µg/L	NS	30	0.098 U	0.098 U	0.098 U	0.099 U	0.10 U	0.10 U	0.10 U
2-Nitrotoluene	µg/L	NS	0.27	0.098 U	0.098 U	0.098 U	0.099 U	0.10 U	0.10 U	0.10 U
3-Nitrotoluene	µg/L	NS	1.3	0.098 U	0.098 U	0.098 U	0.099 U	0.10 U	0.10 U	0.10 U
4-Amino-2,6-Dinitrotoluene	µg/L	NS	30	0.049 U	0.049 U	0.049 U	0.050 U	0.050 U	0.050 U	0.050 U
4-Nitrotoluene	µg/L	NS	3.7	0.098 U	0.098 U	0.098 U	0.099 U	0.10 U	0.10 U	0.10 U
HMX	µg/L	NS	780	0.049 U	0.049 U	0.049 U	0.050 U	**2.0**	0.050 U	0.050 U
Nitrate-Nitrite	mg/L	1	1.6	**0.019 JB**	**0.074 J**	**0.017 JB**	N/A	N/A	N/A	N/A
Nitrobenzene	µg/L	NS	0.12	0.049 U	0.049 U	0.049 U	0.050 U	0.050 U	0.050 U	0.050 U
Nitrocellulose	mg/L	NS	4.7E+07	1.0 UJ	1.0 UJ	1.0 UJ	1.0 UJ	1.0 UJ	1.0 UJ	1.0 UJ
Nitroglycerin	µg/L	NS	1.5	0.49 U	0.49 U	0.49 U	0.50 U	0.50 U	0.50 U	0.50 U
Nitroguanidine	µg/L	NS	1600	6.0 U	6.0 U	6.0 U	6.0 U	6.0 U	6.0 U	6.0 U
PETN	µg/L	NS	16	0.49 U	0.49 U	0.49 U	0.50 U	0.50 U	0.50 U	0.50 U
RDX	µg/L	NS	0.61	0.049 U	0.049 U	0.049 U	0.050 U	**2.8**	0.050 U	0.050 U
Tetryl	µg/L	NS	63	0.049 U	0.049 U	0.049 U	0.050 U	0.050 U	0.050 U	0.050 U

Notes:
NS = no standard
Bold = detected compound above the MDL
N/A = Not Analyzed

Table 3-2. FWGWMP January 2012 Explosive and Propellant Analytical Results

Station ID				RQLmw-008	RQLmw-009	SCFmw-002	SCFmw-004	WBGmw-006	WBGmw-007	WBGmw-009
Sample ID		MCL	USEPA RSL	FWGRQLMW-008C-1883-GW	FWGRQLMW-009C-1884-GW	FWGSCFMW-002-1885-GW	FWGSCFMW-004-1886-GW	FWGWBGMW-006C-1887-GW	FWGWBGMW-007C-1888-GW	FWGWBGMW-009C-1889-GW
Date Collected				1/30/2012	1/30/2012	1/31/2012	1/31/2012	2/1/2012	2/1/2012	2/1/2012
Sample Type				Grab	Grab	Grab	Grab	Grab	Grab	Grab
Analyte	Units									
1,3,5-Trinitrobenzene	µg/L	NS	460	0.052 U	0.050 U	0.050 U	0.050 U	0.10 U	0.050 U	0.050 U
1,3-Dinitrobenzene	µg/L	NS	1.5	0.052 U	0.050 U	0.050 U	0.050 U	0.10 U	0.050 U	0.050 U
2,4,6-Trinitrotoluene	µg/L	NS	2.2	0.052 U	0.050 U	0.050 U	0.050 U	0.10 U	0.050 U	0.050 U
2,4-Dinitrotoluene	µg/L	NS	0.2	0.052 U	0.050 U	0.050 U	0.050 U	0.10 U	0.050 U	0.050 U
2,6-Dinitrotoluene	µg/L	NS	15	0.052 U	0.050 U	0.050 U	0.050 U	0.10 U	0.050 U	0.050 U
2-Amino-4,6-dinitrotoluene	µg/L	NS	30	0.10 U	0.099 U	0.099 U	0.10 U	0.20 U	0.099 U	0.099 U
2-Nitrotoluene	µg/L	NS	0.27	0.10 U	0.099 U	0.099 U	0.10 U	0.20 U	0.099 U	0.099 U
3-Nitrotoluene	µg/L	NS	1.3	0.10 U	0.099 U	0.099 U	0.10 U	0.20 U	0.099 U	0.099 U
4-Amino-2,6-Dinitrotoluene	µg/L	NS	30	0.052 U	0.050 U	0.050 U	0.050 U	0.10 U	0.050 U	0.050 U
4-Nitrotoluene	µg/L	NS	3.7	0.10 U	0.099 U	0.099 U	0.10 U	0.20 U	0.099 U	0.099 U
HMX	µg/L	NS	780	0.052 U	0.050 U	0.050 U	0.050 U	**6.6**	0.050 U	**3.1**
Nitrate-Nitrite	mg/L	1	1.6	N/A	N/A	**0.0069 JB**	N/A	N/A	N/A	N/A
Nitrobenzene	µg/L	NS	0.12	0.052 U	0.050 U	0.050 U	0.050 U	0.10 U	0.050 U	0.050 U
Nitrocellulose	mg/L	NS	4.7E+07	1.0 UJ	1.0 UJ	1.0 UJ	1.0 UJ	1.0 UJ	1.0 UJ	0.050 U
Nitroglycerin	µg/L	NS	1.5	0.52 U	0.50 U	0.50 U	0.50 U	1.0 U	0.50 U	1.0 UJ
Nitroguanidine	µg/L	NS	1600	6.0 U	6.0 U	6.0 U	6.0 U	6.0 U	6.0 U	0.50 U
PETN	µg/L	NS	16	0.52 U	0.50 U	0.50 U	0.50 U	1.0 U	0.50 U	6.0 U
RDX	µg/L	NS	0.61	0.052 U	0.050 U	0.050 U	0.050 U	**21**	0.050 U	**1.0**
Tetryl	µg/L	NS	63	0.052 U	0.050 U	0.050 U	0.050 U	0.10 U	0.050 U	0.50 U

Notes:
NS = no standard
Bold = detected compound above the MDL
N/A = Not Analyzed

Table 3-2. FWGWMP January 2012 Explosive and Propellant Analytical Results

Data Qualifiers

Data qualifier flags are used in an effort to describe the quality of each piece of data for each constituent. These flags are letter codes appended to the numerical data. The following data qualifiers are specified in the USACE Louisville Chemistry Guidelines. For a complete explanation of qualifiers used for each constituent please refer to the Data Verification Summaries in Appendix E.

U The analyte was analyzed for but not detected. The numerical value preceding the U is the associated reporting limit.

J The identification of the analyte is acceptable, but the quality assurance criteria indicate that the quantitative values may be outside the normal expected range of precision (i.e., the quantitative value is estimated). Examples include:

- Results detected above the laboratory MDL but less than the laboratory reporting limit.
- MS/MSD percent recoveries outside the acceptance criteria.
- Laboratory control sample (LCS) percent recoveries outside acceptance criteria.

R Data are considered to be rejected and shall not be used. This flag denotes the failure of quality control criteria such that it cannot be determined if the analyte is present or absent from the sample [e.g., the method reporting limit (MRL) verification standard was below quality control guidelines; associated sample results that were non-detect are unusable].

UJ This flag is a combination of the U and J qualifiers, which indicate that the analyte is not present. The reported value is considered to be an estimated reporting limit (RL).

B The B flag is used for both organic and inorganic analyses when the analyte is found in the method blank or any of the field blanks. This designation overrides the Contract Laboratory Program (CLP) “B” designation when used by the laboratory as an estimated value for inorganics.

3.2.2 Inorganic Elements

The analytical results for inorganic elements are presented in Table 3-3. The inorganics detected in the samples included: aluminum, antimony, arsenic, barium, beryllium, cadmium, calcium, chromium, cobalt, iron, magnesium, manganese, nickel, potassium, sodium, thallium, and zinc. The inorganic elements that were detected were compared to facility-wide background levels and against elements that are considered as essential nutrients to determine if they are to be considered as Site-Related Contaminants (SRCs). Calcium, magnesium, iron, potassium, and sodium were eliminated as potential SRCs because they are considered essential nutrients. Site-specific background levels for inorganic elements are presented in Table 3-4. The following inorganic elements were detected above the MDLs and the background levels reported in Table 3-4.

Aluminum

- Bedrock Zone: B12mw-012 (270 µg/L). The Groundwater Bedrock Zone Background Criteria (filtered) is 0 µg/L.
- Unconsolidated Zone: LL4mw-199 (37 µg/L J), LL12mw-242 (600 µg/L J), and CBPmw-002 (63 µg/L). The Groundwater Unconsolidated Zone Background Criteria (filtered) is 0 µg/L.
- The MCL for Aluminum is 200 µg/L. The RSL is 16,000 µg/L.

Antimony

- Bedrock Zone: RQLmw-007 (0.67 µg/L) and RQLmw-009 (0.22 µg/L). The Groundwater Bedrock Zone Background Criteria (filtered) is 0 µg/L.
- Unconsolidated Zone: LL4mw-199 (0.63 µg/L), LL12mw-185 (0.23 µg/L J), Ll12mw-187 (0.86 µg/L), and LL12mw-242 (0.29 µg/L). The Groundwater Unconsolidated Zone Background Criteria (filtered) is 0 µg/L.
- The MCL for antimony is 6.0 µg/L. The RSL is 6.0 µg/L.

Arsenic

- Bedrock Zone: LL6mw-005 (17 µg/L), RQLmw-007 (14 µg/L), RQLmw-008 (15 µg/L), RQLmw-009 (12 µg/L), and SCFmw-002 (14 µg/L). The Groundwater Bedrock Zone Background Criteria (filtered) is 0 µg/L.
- Unconsolidated Zone: LL4mw-199 (12 µg/L), LL11mw-007 (20 µg/L), LL12mw-242 (22 µg/L), LL12mw-246 (31 µg/L), and EBGmw-125 (11 µg/L). The Groundwater Unconsolidated Zone Background Criteria (filtered) is 11.7 µg/L.
- The MCL for Arsenic is 10 µg /L. The RSL is 0.045 µg/L.

Barium

- Bedrock Zone: None. The Groundwater Bedrock Zone Background Criteria (filtered) is 256 µg/L.
- Unconsolidated Zone: LL4mw-199 (110 µg /L) and LL12mw-187 (320 µg /L). The Groundwater Unconsolidated Zone Background Criteria (filtered) is 82.1 µg/L.
- The MCL for Barium is 2,000 µg/L. The RSL is 2,900 µg/L.

Cadmium

- Bedrock Zone: SCFmw-002 (0.027 µg /L J) and SCFmw-004 (0.035 µg /L J). The Groundwater Bedrock Zone Background Criteria (filtered) is 0 µg/L.
- Unconsolidated Zone: LL12mw-185 (0.27 µg/L J), LL12mw-187 (0.092 µg /L), LL12mw-245 (0.033 µg /L J), and CBPmw-002 (0.033 µg /L J). The Groundwater Unconsolidated Zone Background Criteria (filtered) is 0 µg/L.
- The MCL for Cadmium is 5 µg/L. The RSL is 6.9 µg/L.

Cobalt

- Bedrock Zone: LL2mw-059 (13 µg /L J), RQLmw-007 (20 µg/L J), RQLmw-008 (4.4 µg /L J), and RQLmw-009 (2.6 µg/L J). The Groundwater Bedrock Zone Background Criteria (filtered) is 0 µg/L.
- Unconsolidated Zone: LL12mw-187 (9.9 µg /L). The Groundwater Unconsolidated Zone Background Criteria (filtered) is 0 µg/L.
- There is no MCL for Cobalt. The RSL is 4.7 µg/L.

Lead

- Bedrock Zone: SCFmw-004 (3.3 µg/L). The Groundwater Bedrock Zone Background Criteria (filtered) is 0 µg/L.
- Unconsolidated Zone: None. The Groundwater Unconsolidated Zone Background Criteria (filtered) is 0 µg/L.
- The MCL for Lead is 15 µg/L. There is no RSL for Lead.

Manganese

- Bedrock Zone: RQLmw-007 (2000 µg/L). The Groundwater Bedrock Zone Background Criteria (filtered) is 1,340 µg/L.
- Unconsolidated Zone: LL12mw-185 (1900 µg/L), LL12mw-187 (2100µg/L), and DA2mw-106 (5,900 µg/L). The Groundwater Unconsolidated Zone Background Criteria (filtered) is 1,020 µg/L.
- The MCL for Manganese is 50 µg/L. The RSL is 320 µg/L.

Nickel

- Bedrock Zone: None. The Groundwater Bedrock Zone Background Criteria (filtered) is 83.4 µg/L.
- Unconsolidated Zone: LL12mw-185 (7.0 µg/L J), LL12mw-187 15 µg/L), and DA2mw-106 (5.1 µg/L). The Groundwater Unconsolidated Zone Background Criteria (filtered) is 0 µg/L.
- There is no MCL for Nickel. The RSL is 760 µg/L.

Thallium

- Bedrock Zone: None. The Groundwater Bedrock Zone Background Criteria (filtered) is 0 µg/L.
- Unconsolidated Zone: LL12mw-187 (0.39 µg/L). The Groundwater Unconsolidated Zone Background Criteria (filtered) is 0 µg/L.

- The MCL for Thallium is 2.0 μg/L. The RSL is 0.16 μg/L.

Several inorganic compounds were detected at levels exceeding the MCLs and/or RSLs. These included aluminum, manganese, arsenic, cobalt, iron, and thallium in wells from all areas sampled. These compounds were also detected at concentrations exceeding the Facility-Wide Background Criteria for many of the wells. Table 4-1 in Section 4 presents a summary of all inorganic compounds and the associated wells that had detections exceeding MCLs or the RSLs.

The facility-wide groundwater conditions are currently being evaluated under the remedial investigation/feasibility study. This will include an evaluation of aluminum, manganese, arsenic, cobalt, iron, and thallium related to exceedances of MCLs/RSLs. To date there have been no elevated concentrations of the subject parameters found in the groundwater that would pose an immediate threat to human health or the environment.

Table 3-3. FWGWMP January 2012 Inorganics Analytical Results

Station ID				BKGmw-005	BKGmw-021	LL1mw-064	LL1mw-065	LL2mw-059	LL2mw-265	LL3mw-241
Sample ID		MCL	USEPA RSL	FWGBKGMW-005C-1855-GF	FWGBKGMW-021C-1856-GF	FWGLL1MW-064C-1857-GF	FWGLL1MW-065C-1858-GF	FWGLL2MW-059C-1859-GF	FWGLL2MW-265C-1860-GF	FWGLL3MW-241C-1861-GF
Date Collected				2/1/2012	1/30/2012	1/31/2012	1/31/2012	1/30/2012	1/30/2012	1/31/2012
Sample Type				Grab	Grab	Grab	Grab	Grab	Grab	Grab
Analyte	Units									
Aluminum	µg/L	200	16000	60 U	60 U	60 U	60 U	60 U	60 U	60 U
Antimony	µg/L	6	6	0.50 U	0.50 U	0.50 U	0.50 U	0.50 U	0.50 U	0.50 U
Arsenic	µg/L	10	0.045	10 U	10 U	10 U	10 U	**4.1 J**	10 U	10 U
Barium	µg/L	2000	2900	**14**	**29**	**50**	**64**	**62**	**5.7**	5.0 U
Beryllium	µg/L	4	16	0.10 U	0.10 U	0.10 U	0.10 U	0.10 U	0.10 U	0.10 U
Cadmium	µg/L	5	6.9	0.070 U	0.070 U	0.070 U	0.070 U	0.070 U	0.070 U	0.070 U
Calcium	µg/L	NS	NS	**78000**	**79000**	**57000**	**80000**	**31000**	**51000**	**19000**
Chromium	µg/L	100	16000	4.0 U	4.0 U	4.0 U	4.0 U	4.0 U	4.0 U	4.0 U
Cobalt	µg/L	NS	4.7	4.0 U	4.0 UJ	4.0 U	4.0 U	**13 J**	4.0 UJ	4.0 U
Copper	µg/L	1300	620	10 U	10 U	10 U	10 U	10 U	10 U	10 U
Cyanide	mg/L	0.2	310	N/A	N/A	N/A	N/A	N/A	N/A	N/A
Iron	µg/L	300	11000	100 U	100 U	**660**	100 U	**5400**	**110 J**	**47 J**
Lead	µg/L	15	NS	5.0 U	5.0 U	5.0 U	5.0 U	5.0 U	5.0 U	5.0 U
Magnesium	µg/L	NS	NS	**19000**	**43000**	**8800**	**21000**	**9900**	**9500**	**6800**
Manganese	µg/L	50	320	5.0 U	5.0 U	**120**	**140**	**1100**	**70**	5.0 U
Mercury	µg/L	2	0.63	0.20 U	0.20 U	0.20 U	0.20 U	0.20 U	0.20 U	0.20 U
Nickel	µg/L	NS	760	5.0 U	5.0 UJ	5.0 U	5.0 U	**6.7 J**	**3.1 J**	5.0 U
Potassium	µg/L	NS	NS	**420 J**	**720 J**	**860 J**	**1300 J**	**920**	**720 J**	**800 J**
Selenium	µg/L	50	78	10 U	10 U	10 U	10 U	10 U	10 U	10 U
Silver	µg/L	100	71	5.0 U	5.0 U	5.0 U	5.0 U	5.0 U	5.0 U	5.0 U
Sodium	µg/L	NS	NS	**2500**	**12000**	**4600**	**12000**	**4200**	**3300**	**2400**
Thallium	µg/L	2	0.16	1.0 U	1.0 U	1.0 U	1.0 U	1.0 U	1.0 U	1.0 U
Vanadium	µg/L	NS	78	4.0 U	4.0 U	4.0 U	4.0 U	4.0 U	4.0 U	4.0 U
Zinc	µg/L	5000	4700	20 U	20 U	20 U	20 U	20 U	20 U	20 U

Notes:

NS = no standard

Bold = detected compound above the MDL

N/A = not analyzed

Table 3-3. FWGWMP January 2012 Inorganics Analytical Results

Station ID				LL3mw-242	LL4mw-199	LL6mw-002	LL6mw-005	LL10mw-003	LL11mw-007	LL12mw-185
Sample ID		MCL	USEPA RSL	FWGLL3MW-242C-1862-GF	FWGLL4MW-199C-1863-GF	FWGLL6MW-002C-1864-GF	FWGLL6MW-005C-1865-GF	FWGLL10MW-003C-1866-GF	FWGLL11MW-007C-1867-GF	FWGLL12MW-185C-1869-GF
Date Collected				1/31/2012	1/31/2012	2/1/2012	1/31/2012	1/30/2012	2/1/2012	1/30/2012
Sample Type				Grab	Grab	Grab	Grab	Grab	Grab	Grab
Analyte	Units									
Aluminum	µg/L	200	16000	60 U	**37 J**	60 U	60 U	60 U	60 U	60 U
Antimony	µg/L	6	6	0.50 U	**0.63**	0.50 U	0.50 U	0.50 U	0.50 U	**0.23 J**
Arsenic	µg/L	10	0.045	10 U	**12**	10 U	**17**	10 U	**20**	10 U
Barium	µg/L	2000	2900	**6.9**	**110**	**24**	**66**	**4.9 J**	**83**	**51**
Beryllium	µg/L	4	16	0.10 U	0.10 U	0.10 U	0.10 U	0.10 U	0.10 U	0.10 U
Cadmium	µg/L	5	6.9	0.070 U	0.070 U	0.070 U	0.070 U	0.070 U	0.070 U	**0.27**
Calcium	µg/L	NS	NS	**11000**	**90000**	**140000**	**80000**	**69000**	**89000**	**680000**
Chromium	µg/L	100	16000	4.0 U	4.0 U	4.0 U	4.0 U	4.0 U	4.0 U	4.0 U
Cobalt	µg/L	NS	4.7	4.0 U	4.0 U	4.0 U	4.0 U	4.0 UJ	4.0 U	4.0 UJ
Copper	µg/L	1300	620	10 U	10 U	10 U	10 U	10 U	10 U	10 U
Cyanide	mg/L	0.2	310	N/A	N/A	N/A	N/A	N/A	N/A	N/A
Iron	µg/L	300	11000	100 U	**3800**	100 U	**1200**	100 U	**1100**	100 U
Lead	µg/L	15	NS	5.0 U	5.0 U	5.0 U	5.0 U	5.0 U	5.0 U	5.0 U
Magnesium	µg/L	NS	NS	**4800**	**21000**	**26000**	**24000**	**21000**	**30000**	**280000**
Manganese	µg/L	50	320	5.0 U	**430**	5.0 U	**480**	5.0 U	**210**	**1900**
Mercury	µg/L	2	0.63	0.20 U	0.20 U	0.20 U	0.20 U	0.20 U	0.20 U	0.20 U
Nickel	µg/L	NS	760	5.0 U	5.0 U	5.0 U	5.0 U	5.0 UJ	5.0 U	**7.0 J**
Potassium	µg/L	NS	NS	**780 J**	**1500 J**	**800 J**	**1200 J**	**710 J**	**1500**	**11000**
Selenium	µg/L	50	78	10 U	10 U	10 U	10 U	10 U	10 U	10 U
Silver	µg/L	100	71	5.0 U	5.0 U	5.0 U	5.0 U	5.0 U	5.0 U	5.0 U
Sodium	µg/L	NS	NS	**9500**	**7800**	**2300**	**8100**	**4300**	**12000**	**52000**
Thallium	µg/L	2	0.16	1.0 U	1.0 U	1.0 U	1.0 U	1.0 U	1.0 U	1.0 U
Vanadium	µg/L	NS	78	4.0 U	4.0 U	4.0 U	4.0 U	4.0 U	4.0 U	4.0 U
Zinc	µg/L	5000	4700	20 U	20 U	20 U	20 U	20 U	20 U	20 U

Notes:

NS = no standard

Bold = detected compound above the MDL

N/A = not analyzed

Table 3-3. FWGWMP January 2012 Inorganics Analytical Results

Station ID				LL12mw-187	LL12mw-242	LL12mw-245	LL12mw-246	B12mw-012	CBPmw-002	DETmw-003
Sample ID		MCL	USEPA RSL	FWGLL12MW-187C-1870-GF	FWGLL12MW-242C-1871-GF	FWGLL12MW-245C-1872-GF	FWGLL12MW-246C-1873-GF	FWGB12MW-012C-1874-GF	FWGCBPMW-002C-1876-GF	FWGDETMW-003C-1877-GF
Date Collected				1/31/2012	1/31/2012	1/31/2012	1/31/2012	1/30/2012	1/31/2012	2/1/2012
Sample Type				Grab	Grab	Grab	Grab	Grab	Grab	Grab
Analyte	Units									
Aluminum	µg/L	200	16000	60 U	**600**	60 UJ	60 U	**270**	**63**	60 U
Antimony	µg/L	6	6	**0.86**	**0.29 J**	0.50 U	0.50 U	0.50 U	0.50 U	0.50 U
Arsenic	µg/L	10	0.045	10 U	**22**	10 UJ	**31**	10 U	**9.8 J**	**6.9 J**
Barium	µg/L	2000	2900	**320**	**25**	**29**	**42**	**6.4**	**11**	**47**
Beryllium	µg/L	4	16	0.10 U	0.10 U	0.10 U	0.10 U	0.10 U	0.10 U	0.10 U
Cadmium	µg/L	5	6.9	**0.092**	0.070 U	**0.033 J**	0.070 U	0.044 U	**0.033 J**	0.070 U
Calcium	µg/L	NS	NS	**990000**	**66000**	**150000**	**110000**	**29000**	**170000**	**84000**
Chromium	µg/L	100	16000	4.0 U	4.0 U	4.0 U	4.0 U	4.0 U	4.0 U	4.0 U
Cobalt	µg/L	NS	4.7	**9.9**	4.0 U	4.0 U	4.0 U	4.0 UJ	4.0 U	4.0 U
Copper	µg/L	1300	620	10 U	10 U	10 U	10 U	10 U	10 U	10 U
Cyanide	mg/L	0.2	310	N/A	N/A	N/A	N/A	N/A	N/A	0.010 UJ
Iron	µg/L	300	11000	100 U	**1700**	100 U	**1300**	**730**	**770**	**1700**
Lead	µg/L	15	NS	5.0 U	5.0 U	5.0 U	5.0 U	5.0 U	5.0 U	5.0 U
Magnesium	µg/L	NS	NS	**290000**	**41000**	**71000**	**51000**	**19000**	**100000**	**29000**
Manganese	µg/L	50	320	**2100**	**80**	**110**	**66**	**30**	**66**	**250**
Mercury	µg/L	2	0.63	0.20 U	0.20 U	0.20 U	0.20 U	0.20 U	0.20 U	0.20 U
Nickel	µg/L	NS	760	**15**	5.0 U	5.0 U	5.0 U	**3.1 J**	5.0 U	5.0 U
Potassium	µg/L	NS	NS	**51000 J**	**2000 J**	**4000**	**3900 J**	**2000**	**3700 J**	**1700**
Selenium	µg/L	50	78	10 U	10 U	10 U	10 U	10 U	10 U	10 U
Silver	µg/L	100	71	5.0 U	5.0 U	5.0 U	5.0 U	5.0 U	5.0 U	5.0 U
Sodium	µg/L	NS	NS	**32000**	**28000**	**22000**	**23000**	**15000**	**49000**	**10000**
Thallium	µg/L	2	0.16	**0.39 J**	1.0 U	1.0 U	1.0 U	1.0 U	1.0 U	1.0 U
Vanadium	µg/L	NS	78	4.0 U	4.0 U	4.0 U	4.0 U	4.0 U	4.0 U	4.0 U
Zinc	µg/L	5000	4700	20 U	**10 J**	20 U	20 U	**9.7 J**	20 U	20 U

Notes:

NS = no standard

Bold = detected compound above the MDL

N/A = not analyzed

Table 3-3. FWGWMP January 2012 Inorganics Analytical Results

Station ID				DETmw-004	DA2mw-108	EBGmw-125	NTAmw-109	RQLmw-007	RQLmw-008
Sample ID		MCL	USEPA RSL	FWGDETMW-004C-1878-GF	FWGDA2MW-108C-1879-GW	FWGEBGMW-125C-1880-GF	FWGNTAMW-109C-1881-GF	FWGRQLMW-007C-1882-GF	FWGRQLMW-008C-1883-GF
Date Collected				2/1/2012	2/1/2012	1/30/2012	2/1/2012	1/30/2012	1/30/2012
Sample Type				Grab	Grab	Grab	Grab	Grab	Grab
Analyte	Units								
Aluminum	µg/L	200	16000	60 U	60 U	60 U	60 U	60 U	60 U
Antimony	µg/L	6	6	0.50 U	0.50 U	0.50 U	0.50 U	**0.67**	0.50 U
Arsenic	µg/L	10	0.045	10 U	10 U	**11**	10 U	**14**	**15**
Barium	µg/L	2000	2900	**52**	**31**	**57**	**25**	**57**	**94**
Beryllium	µg/L	4	16	0.10 U	0.10 U	0.10 U	0.10 U	0.10 U	0.10 U
Cadmium	µg/L	5	6.9	0.030 U	0.070 U	0.070 U	0.046 U	0.059 U	0.070 U
Calcium	µg/L	NS	NS	**120000**	**56000**	**58000**	**7600**	**130000**	**56000**
Chromium	µg/L	100	16000	4.0 U	4.0 U	4.0 U	4.0 U	4.0 U	4.0 U
Cobalt	µg/L	NS	4.7	4.0 U	4.0 U	4.0 UJ	4.0 U	**20 J**	**4.4 J**
Copper	µg/L	1300	620	10 U	10 U	10 U	10 U	10 U	10 U
Cyanide	mg/L	0.2	310	0.010 UJ	N/A	N/A	N/A	0.010 UJ	0.010 UJ
Iron	µg/L	300	11000	100 U	**1800**	**2800**	**290**	**8000**	**61000**
Lead	µg/L	15	NS	5.0 U	5.0 U	5.0 U	5.0 U	5.0 U	5.0 U
Magnesium	µg/L	NS	NS	**24000**	**19000**	**8500**	**3900**	52000 U	**75000**
Manganese	µg/L	50	320	5.0 U	**310**	**250**	**19**	**2000**	**670**
Mercury	µg/L	2	0.63	0.20 U	**0.13 J**	0.20 U	0.20 U	0.20 U	0.20 U
Nickel	µg/L	NS	760	5.0 U	5.0 U	5.0 UJ	5.0 U	**28 J**	**6.5 J**
Potassium	µg/L	NS	NS	**1200**	**2500**	**1200**	**1200**	**5100**	**3100**
Selenium	µg/L	50	78	10 U	10 U	10 U	10 U	10 U	10 U
Silver	µg/L	100	71	5.0 U	5.0 U	5.0 U	5.0 U	5.0 U	1.8 J
Sodium	µg/L	NS	NS	**1900**	**9300**	**3800**	**1700**	**6100**	**3700**
Thallium	µg/L	2	0.16	1.0 U	1.0 U	1.0 U	1.0 U	1.0 U	1.0 U
Vanadium	µg/L	NS	78	4.0 U	4.0 U	4.0 U	4.0 U	4.0 U	4.0 U
Zinc	µg/L	5000	4700	11 J	20 U	20 U	20 U	**13 J**	**14 J**

Notes:

NS = no standard

Bold = detected compound above the MDL

N/A = not analyzed

Table 3-3. FWGWMP January 2012 Inorganics Analytical Results

Station ID				RQLmw-009	SCFmw-002	SCFmw-004	WBGmw-006	WBGmw-007	WBGmw-009
Sample ID		MCL	USEPA RSL	FWGRQLMW-009C-1884-GF	FWGSCFMW-002-1885-GF	FWGSCFMW-004-1886-GF	FWGWBGMW-007C-1887-GF	FWGWBGMW-007C-1888-GF	FWGWBGMW-009C-1889-GF
Date Collected				1/30/2012	1/31/2012	1/31/2012	2/1/2012	2/1/2012	2/1/2012
Sample Type				Grab	Grab	Grab	Grab	Grab	Grab
Analyte	Units								
Aluminum	µg/L	200	16000	60 U	60 U	60 U	60 U	60 U	60 U
Antimony	µg/L	6	6	**0.22 J**	0.50 U	0.50 U	0.50 U	0.50 U	0.50 U
Arsenic	µg/L	10	0.045	**12**	**14**	10 U	10 U	10 U	10 U
Barium	µg/L	2000	2900	**31**	**42**	**110**	**20**	**24**	**9.8**
Beryllium	µg/L	4	16	0.10 U	0.10 U	0.10 U	0.10 U	0.10 U	0.10 U
Cadmium	µg/L	5	6.9	0.070 U	**0.027 J**	**0.035 J**	0.070 U	0.070 U	0.070 U
Calcium	µg/L	NS	NS	**21000**	**86000**	**130000**	**70000**	**63000**	**44000**
Chromium	µg/L	100	16000	4.0 U	4.0 U	4.0 U	4.0 U	4.0 U	4.0 U
Cobalt	µg/L	NS	4.7	**2.6 J**	4.0 U	4.0 U	4.0 U	4.0 U	4.0 U
Copper	µg/L	1300	620	10 U	10 U	10 U	10 U	10 U	10 U
Cyanide	mg/L	0.2	310	0.010 UJ	N/A	N/A	N/A	N/A	N/A
Iron	µg/L	300	11000	**5600**	**430**	**110**	100 U	**120**	100 U
Lead	µg/L	15	NS	5.0 U	5.0 U	**3.3 J**	5.0 U	5.0 U	5.0 U
Magnesium	µg/L	NS	NS	**16000**	**26000**	**50000**	**22000**	**14000**	**12000**
Manganese	µg/L	50	320	**940**	**73**	**710**	**27**	**62**	**57**
Mercury	µg/L	2	0.63	0.20 U	0.20 U	0.20 U	0.20 U	0.20 U	0.20 U
Nickel	µg/L	NS	760	**3.0 J**	5.0 U	5.0 U	5.0 U	5.0 U	5.0 U
Potassium	µg/L	NS	NS	**2600**	**2300 J**	**2400 J**	**900**	**1200**	**580 J**
Selenium	µg/L	50	78	10 U	10 U	10 U	10 U	10 U	10 U
Silver	µg/L	100	71	5.0 U	5.0 U	5.0 U	5.0 U	5.0 U	5.0 U
Sodium	µg/L	NS	NS	**1200**	**20000**	**7700**	**5600**	**3200**	**3800**
Thallium	µg/L	2	0.16	1.0 U	1.0 U	1.0 U	1.0 U	1.0 U	1.0 U
Vanadium	µg/L	NS	78	4.0 U	4.0 U	4.0 U	4.0 U	4.0 U	4.0 U
Zinc	µg/L	5000	4700	20 U	20 U	20 U	20 U	20 U	20 U

Notes:

NS = no standard

Bold = detected compound above the MDL

N/A = not analyzed

Table 3-3. FWGWMP January 2012 Inorganics Analytical Results

Data Qualifiers

Data qualifier flags are used in an effort to describe the quality of each piece of data for each constituent. These flags are letter codes appended to the numerical data. The following data qualifiers are specified in the USACE Louisville Chemistry Guidelines. For a complete explanation of qualifiers used for each constituent please refer to the Data Verification Summaries in Appendix E.

U The analyte was analyzed for but not detected. The numerical value preceding the U is the associated reporting limit.

J The identification of the analyte is acceptable, but the quality assurance criteria indicate that the quantitative values may be outside the normal expected range of precision (i.e., the quantitative value is estimated). Examples include:

- Results detected above the laboratory MDL but less than the laboratory reporting limit.
- MS/MSD percent recoveries outside the acceptance criteria.
- Laboratory control sample (LCS) percent recoveries outside acceptance criteria.

R Data are considered to be rejected and shall not be used. This flag denotes the failure of quality control criteria such that it cannot be determined if the analyte is present or absent from the sample [e.g., the method reporting limit (MRL) verification standard was below quality control guidelines; associated sample results that were non-detect are unusable].

UJ This flag is a combination of the U and J qualifiers, which indicate that the analyte is not present. The reported value is considered to be an estimated reporting limit (RL).

B The B flag is used for both organic and inorganic analyses when the analyte is found in the method blank or any of the field blanks. This designation overrides the Contract Laboratory Program (CLP) “B” designation when used by the laboratory as an estimated value for inorganics.

Table 3-4. RVAAP Facility-Wide Background Criteria (SAIC, 2001b)

Media Units	Surface Soil mg/kg	Subsurface Soil mg/kg	Sediment mg/kg	Surface Water ug/L	Groundwater Bedrock Zone Filtered ug/L	Groundwater Bedrock Zone Unfiltered ug/L	Groundwater Unconsolidated Zone Filtered ug/L	Groundwater Unconsolidated Unfiltered ug/L
Analyte								
Cyanide	0	0	0	0	0	0	0	0
Aluminum	17700	19500	13900	3370	0	9410	0	0
Antimony	0.96	0.96	0	0	0	0	0	0
Arsenic	15.4	19.8	19.5	3.2	0	19.1	11.7	11.7
Barium	88.4	124	123	47.5	256	241	82.1	82.1
Beryllium	0.88	0.88	0.38	0	0	0	0	0
Cadmium	0	0	0	0	0	0	0	0
Calcium	15800	35500	5510	41400	53100	48200	115000	115000
Chromium	17.4	27.2	18.1	0	0	19.5	7.3	7.3
Cobalt	10.4	23.2	9.1	0	0	0	0	0
Copper	17.7	32.3	27.6	7.9	0	17	0	0
Iron	23100	35200	28200	2560	1430	21500	279	279
Lead	26.1	19.1	27.4	0	0	23	0	0
Magnesium	3030	8790	2760	10800	15000	13700	43300	43300
Manganese	1450	3030	1950	391	1340	1260	1020	1020
Mercury	0.036	0.044	0.059	0	0	0	0	0
Nickel	21.1	60.7	17.7	0	83.4	85.3	0	0
Potassium	927	3350	1950	3170	5770	6060	2890	2890
Selenium	104	105	107	0	0	0	0	0
Silver	0	0	0	0	0	0	0	0
Sodium	123	145	112	21300	51400	49700	45700	45700
Thallium	0	0.91	0.89	0	0	0	0	0
Vanadium	31.1	37.6	26.1	0	0	15.5	0	0
Zinc	61.8	93.3	532	42	52.3	193	60.9	60.9

3.2.3 Volatile Organic Compounds (VOCs)

The analytical results for VOCs are summarized in Table 3-5. The following VOCs were detected above the MDL for this sampling event.

- Carbon Tetrachloride – LL3mw-241 (0.27 μg/L) and LL10mw-003 (0.47 μg/L). The MCL for Carbon Tetrachloride is 5 μg/L. The RSL is 0.39 μg/L.

As shown in Table 3-5, the following VOC was detected at levels exceeding either its corresponding MCLs or RSLs during the January 2012 sampling:

- Carbon Tetrachloride at a concentration exceeding the RSL of 0.39 μg/L at LL10mw-003 (0.47 μg/L).

3.2.4 Semivolatile Organic Compounds (SVOCs)

The analytical results for SVOCs are summarized in Table 3-6. Note that 2,4-DNT and 2,6-DNT are analyzed and reported under both SW-846 Methods 8330 (explosives and propellants) and 8270 (SVOCs). Additionally, please note that the wells were analyzed for specific SVOCs as presented in Appendix A. The following SVOCs were detected above the MDL for this sampling event.

- Bis(2-ethylhexyl)phthalate – BKGmw-021 (1.4 μg/L B), LL1mw-065 (0.99 μg/L B), LL2mw-059 (1.3 μg/L B), LL2mw-265 (5.7 μg/L B), LL3mw-241 (0.88 μg/L B), LL3mw-242 (1.3 μg/L B), LL12mw-182 (1.1 μg/L B), LL12mw-242 (0.77 μg/L B), B12mw-012 (1.0 μg/L B), CBLmw-002 (0.92 μg/L), CBPmw-002 (1.9 μg/L B), EBGmw-125 (1.1 μg/L B), RQLmw-007 (0.94 μg/L J B), RQLmw-008 (1.3 μg/L J B), and RQLmw-009 (0.77 μg/L J B).
- The MCL for bis(2-ethylhexyl)phthalate is 6 μg/L. The RSL is 0.071 μg/L.

Note that method blanks associated with most of the samples were found to contain bis(2-ethylhexyl)phthalate contamination below 1/2 the method reporting limit (MRL). The low-level detections (i.e., <RL) in these samples are therefore attributed to low-level laboratory contamination and were flagged with a B qualifier.

- Diethyl phthalate – LL2mw-265 (2.9 μg/L). There is no MCL for Diethyl phthalate. The RSL is 11,000 μg/L.

- Di-n-octyl phthalate – EBGmw-125 (2.2 μg/L). There is no MCL or RSL for Di-n-octyl phthalate.

As shown in Table 3-6, no SVOCs were detected at levels exceeding either their corresponding MCLs or RSLs with the exception of bis(2-ethylhexyl)phthalate at concentrations exceeding the RSL of 0.071 μg/L for all of the detected bis(2-ethylhexyl)phthalate concentrations during this sampling event; however, the detections were attributed to blank contamination.

Table 3-5. FWGWMP January 2012 VOC Analytical Results

Station ID				BKGmw-005	BKGmw-021	LL1mw-064	LL1mw-065	LL2mw-059	LL2mw-265	LL3mw-241
Sample ID		MCL	USEPA RSL	FWGBKGMW-005C-1855-GW	FWGBKGMW-021C-1856-GW	FWGLL1MW-064C-1857-GW	FWGLL1MW-065C-1858-GW	FWGLL2MW-059C-1859-GW	FWGLL2MW-265C-1860-GW	FWGLL3MW-241C-1861-GW
Date Collected				2/1/2012	1/30/2012	1/31/2012	1/31/2012	1/30/2012	1/30/2012	1/31/2012
Sample Type				Grab	Grab	Grab	Grab	Grab	Grab	Grab
Analyte	Units									
1,1,1-Trichloroethane	µg/L	200	7500	0.25 U	0.25 U	0.25 U	0.25 U	0.25 U	0.25 U	0.25 U
1,1,2,2-Tetrachloroethane	µg/L	NS	0.066	0.25 U	0.25 U	0.25 U	0.25 U	0.25 U	0.25 U	0.25 U
1,1,2-Trichloroethane	µg/L	5	0.24	0.50 U	0.50 U	0.50 U	0.50 U	0.50 U	0.50 U	0.50 U
1,1-Dichloroethane	µg/L	NS	2.4	0.25 U	0.25 U	0.25 U	0.25 U	0.25 U	0.25 U	0.25 U
1,1-Dichloroethene (total)	µg/L	7	260	0.25 U	0.25 U	0.25 U	0.25 U	0.25 U	0.25 U	0.25 U
1,2-Dibromoethane	µg/L	NS	0.0065	0.25 U	0.25 U	0.25 U	0.25 U	0.25 U	0.25 U	0.25 U
1,2-Dichloroethane	µg/L	5	0.15	0.25 U	0.25 U	0.25 U	0.25 U	0.25 U	0.25 U	0.25 U
1,2-Dichloroethene (total)	µg/L	NS	130	0.50 U	0.50 U	0.50 U	0.50 U	0.50 U	0.50 U	0.50 U
1,2-Dichloropropane	µg/L	5	0.38	0.25 U	0.25 U	0.25 U	0.25 U	0.25 U	0.25 U	0.25 U
2-Butanone	µg/L	NS	4900	0.57 U	0.57 U	0.57 U	0.57 U	0.57 U	0.57 U	0.57 U
2-Hexanone	µg/L	NS	34	0.50 U	0.50 U	0.50 U	0.50 U	0.50 U	0.50 U	0.50 U
4-Methyl-2-pentanone	µg/L	NS	1000	0.50 U	0.50 U	0.50 U	0.50 U	0.50 U	0.50 U	0.50 U
Acetone	µg/L	NS	12000	1.1 U	1.1 U	1.1 U	1.1 U	1.1 U	1.1 U	1.1 U
Benzene	µg/L	5	0.39	0.25 U	0.25 U	0.25 U	0.25 U	0.25 U	0.25 U	0.25 U
Bromochloromethane	µg/L	NS	83	0.50 U	0.50 U	0.50 U	0.50 U	0.50 U	0.50 U	0.50 U
Bromodichloromethane	µg/L	NS	0.12	0.25 U	0.25 U	0.25 U	0.25 U	0.25 U	0.25 U	0.25 U
Bromoform	µg/L	NS	7.9	0.64 U	0.64 U	0.64 U	0.64 U	0.64 U	0.64 U	0.64 U
Bromomethane	µg/L	NS	7	0.50 U	0.50 U	0.50 U	0.50 U	0.50 U	0.50 U	0.50 U
Carbon disulfide	µg/L	NS	720	0.25 U	0.25 U	0.25 U	0.25 U	0.25 U	0.25 U	0.25 U
Carbon tetrachloride	µg/L	5	0.39	0.25 U	0.25 U	0.25 U	0.25 U	0.25 U	0.25 U	**0.27**
Chlorobenzene	µg/L	10	72	0.25 U	0.25 U	0.25 U	0.25 U	0.25 U	0.25 U	0.25 U
Chloroethane	µg/L	NS	21000	0.50 U	0.50 U	0.50 U	0.50 U	0.50 U	0.50 U	0.50 U
Chloroform	µg/L	NS	0.19	0.25 U	0.25 U	0.25 U	0.25 U	0.25 U	0.25 U	0.25 U
Chloromethane	µg/L	NS	190	0.50 U	0.50 U	0.50 U	0.50 U	0.50 U	0.50 U	0.50 U
cis-1,2-dichloroethene	µg/L	70	28	0.25 U	0.25 U	0.25 U	0.25 U	0.25 U	0.25 U	0.25 U
cis-1,3-Dichloropropene	µg/L	NS	0.41	0.25 U	0.25 U	0.25 U	0.25 U	0.25 U	0.25 U	0.25 U
Dibromochloromethane	µg/L	NS	0.15	0.25 U	0.25 U	0.25 U	0.25 U	0.25 U	0.25 U	0.25 U
Ethylbenzene	µg/L	700	1.3	0.25 U	0.25 U	0.25 U	0.25 U	0.25 U	0.25 U	0.25 U
m&p-xylenes	µg/L	NS	190	0.50 UJ	0.50 U	0.50 U	0.50 U	0.50 U	0.50 U	0.50 U
Methylene chloride	µg/L	5	4.7	0.50 U	0.50 U	0.50 U	0.50 U	0.50 U	0.50 U	0.50 U
o-xylene	µg/L	NS	190	0.25 UJ	0.25 U	0.25 U	0.25 U	0.25 U	0.25 U	0.25 U
Styrene	µg/L	100	1100	0.25 U	0.25 U	0.25 U	0.25 U	0.25 U	0.25 U	0.25 U
Tetrachloroethene	µg/L	5	0.072	0.50 U	0.50 U	0.50 U	0.50 U	0.50 U	0.50 U	0.50 U
Toluene	µg/L	1000	860	0.25 U	0.25 U	0.25 U	0.25 U	0.25 U	0.25 U	0.25 U
Vinyl chloride	µg/L	2	0.015	0.25 U	0.25 U	0.25 U	0.25 U	0.25 U	0.25 U	0.25 U
trans-1,2-dichloroethene	µg/L	100	86	0.25 U	0.25 U	0.25 U	0.25 U	0.25 U	0.25 U	0.25 U
trans-1,3-Dichloropropene	µg/L	NS	0.41	0.25 U	0.25 U	0.25 U	0.25 U	0.25 U	0.25 U	0.25 U
Trichloroethene	µg/L	5	0.44	0.25 U	0.25 U	0.25 U	0.25 U	0.25 U	0.25 U	0.25 U
Total Xylenes	µg/L	10000	190	0.75 UJ	0.75 U	0.75 U	0.75 U	0.75 U	0.75 U	0.75 U

Notes:

NS = no standard

Bold = detected compound above the MDL

Table 3-5. FWGWMP January 2012 VOC Analytical Results

Station ID				LL3mw-242	LL4mw-199	LL10mw-003	LL11mw-007	LL12mw-187	LL12mw-242	LL12mw-245
Sample ID		MCL	USEPA RSL	FWGLL3MW-242C-1862-GW	FWGLL4MW-199C-1863-GW	FWGLL10MW-003C-1866-GW	FWGLL11MW-007C-1867-GW	FWGLL12MW-187C-1870-GW	FWGLL12MW-242C-1871-GW	FWGLL12MW-245C-1872-GW
Date Collected				1/31/2012	1/31/2012	1/30/2012	2/1/2012	1/31/2012	1/31/2012	1/31/2012
Sample Type				Grab	Grab	Grab	Grab	Grab	Grab	Grab
Analyte	Units									
1,1,1-Trichloroethane	µg/L	200	7500	0.25 U	0.25 U	0.25 U	0.25 U	0.25 U	0.25 U	0.25 U
1,1,2,2-Tetrachloroethane	µg/L	NS	0.066	0.25 U	0.25 U	0.25 U	0.25 U	0.25 U	0.25 U	0.25 U
1,1,2-Trichloroethane	µg/L	5	0.24	0.50 U	0.50 U	0.50 U	0.50 U	0.50 U	0.50 U	0.50 U
1,1-Dichloroethane	µg/L	NS	2.4	0.25 U	0.25 U	0.25 U	0.25 U	0.25 U	0.25 U	0.25 U
1,1-Dichloroethene (total)	µg/L	7	260	0.25 U	0.25 U	0.25 U	0.25 U	0.25 U	0.25 U	0.25 U
1,2-Dibromoethane	µg/L	NS	0.0065	0.25 U	0.25 U	0.25 U	0.25 U	0.25 U	0.25 U	0.25 U
1,2-Dichloroethane	µg/L	5	0.15	0.25 U	0.25 U	0.25 U	0.25 U	0.25 U	0.25 U	0.25 U
1,2-Dichloroethene (total)	µg/L	NS	130	0.50 U	0.50 U	0.50 U	0.50 U	0.50 U	0.50 U	0.50 U
1,2-Dichloropropane	µg/L	5	0.38	0.25 U	0.25 U	0.25 U	0.25 U	0.25 U	0.25 U	0.25 U
2-Butanone	µg/L	NS	4900	0.57 U	0.57 U	0.57 U	0.57 U	0.57 U	0.57 U	0.57 U
2-Hexanone	µg/L	NS	34	0.50 U	0.50 U	0.50 U	0.50 U	0.50 U	0.50 U	0.50 U
4-Methyl-2-pentanone	µg/L	NS	1000	0.50 U	0.50 U	0.50 U	0.50 U	0.50 U	0.50 U	0.50 U
Acetone	µg/L	NS	12000	1.1 U	1.1 U	1.1 U	1.1 U	1.1 U	1.1 U	1.1 U
Benzene	µg/L	5	0.39	0.25 U	0.25 U	0.25 U	0.25 U	0.25 U	0.25 U	0.25 U
Bromochloromethane	µg/L	NS	83	0.50 U	0.50 U	0.50 U	0.50 U	0.50 U	0.50 U	0.50 U
Bromodichloromethane	µg/L	NS	0.12	0.25 U	0.25 U	0.25 U	0.25 U	0.25 U	0.25 U	0.25 U
Bromoform	µg/L	NS	7.9	0.64 U	0.64 U	0.64 U	0.64 U	0.64 U	0.64 U	0.64 U
Bromomethane	µg/L	NS	7	0.50 U	0.50 U	0.50 U	0.50 U	0.50 U	0.50 U	0.50 U
Carbon disulfide	µg/L	NS	720	0.25 U	0.25 U	0.25 U	0.25 U	0.25 U	0.25 U	0.25 U
Carbon tetrachloride	µg/L	5	0.39	0.25 U	0.25 U	**0.47**	0.25 U	0.25 U	0.25 U	0.25 U
Chlorobenzene	µg/L	10	72	0.25 U	0.25 U	0.25 U	0.25 U	0.25 U	0.25 U	0.25 U
Chloroethane	µg/L	NS	21000	0.50 U	0.50 U	0.50 U	0.50 U	0.50 U	0.50 U	0.50 U
Chloroform	µg/L	NS	0.19	0.25 U	0.25 U	0.25 U	0.25 U	0.25 U	0.25 U	0.25 U
Chloromethane	µg/L	NS	190	0.50 U	0.50 U	0.50 U	0.50 U	0.50 U	0.50 U	0.50 U
cis-1,2-dichloroethene	µg/L	70	28	0.25 U	0.25 U	0.25 U	0.25 U	0.25 U	0.25 U	0.25 U
cis-1,3-Dichloropropene	µg/L	NS	0.41	0.25 U	0.25 U	0.25 U	0.25 U	0.25 U	0.25 U	0.25 U
Dibromochloromethane	µg/L	NS	0.15	0.25 U	0.25 U	0.25 U	0.25 U	0.25 U	0.25 U	0.25 U
Ethylbenzene	µg/L	700	1.3	0.25 U	0.25 U	0.25 U	0.25 U	0.25 U	0.25 U	0.25 U
m&p-xylenes	µg/L	NS	190	0.50 U	0.50 U	0.50 U	0.50 UJ	0.50 U	0.50 U	0.50 U
Methylene chloride	µg/L	5	4.7	0.50 U	0.50 U	0.50 U	0.50 U	0.50 U	0.50 U	0.50 U
o-xylene	µg/L	NS	190	0.25 U	0.25 U	0.25 U	0.25 UJ	0.25 U	0.25 U	0.25 U
Styrene	µg/L	100	1100	0.25 U	0.25 U	0.25 U	0.25 U	0.25 U	0.25 U	0.25 U
Tetrachloroethene	µg/L	5	0.072	0.50 U	0.50 U	0.50 U	0.50 U	0.50 U	0.50 U	0.50 U
Toluene	µg/L	1000	860	0.25 U	0.25 U	0.25 U	0.25 U	0.25 U	0.25 U	0.25 U
Vinyl chloride	µg/L	2	0.015	0.25 U	0.25 U	0.25 U	0.25 U	0.25 U	0.25 U	0.25 U
trans-1,2-dichloroethene	µg/L	100	86	0.25 U	0.25 U	0.25 U	0.25 U	0.25 U	0.25 U	0.25 U
trans-1,3-Dichloropropene	µg/L	NS	0.41	0.25 U	0.25 U	0.25 U	0.25 U	0.25 U	0.25 U	0.25 U
Trichloroethene	µg/L	5	0.44	0.25 U	0.25 U	0.25 U	0.25 U	0.25 U	0.25 U	0.25 U
Total Xylenes	µg/L	10000	190	0.75 U	0.75 U	0.75 U	0.75 UJ	0.75 U	0.75 U	0.75 U

Notes:

NS = no standard

Bold = detected compound above the MDL

Table 3-5. FWGWMP January 2012 VOC Analytical Results

Station ID				LL12mw-246	DETmw-003	DETmw-004	NTAmw-109	RQLmw-007	RQLmw-008	RQLmw-009
Sample ID		MCL	USEPA RSL	FWGLL12MW-246C-1873-GW	FWGDETMW-003C-1877-GW	FWGDETMW-004C-1878-GW	FWGNTAMW-109C-1881-GW	FWGRQLMW-007C-1882-GW	FWGRQLMW-008C-1883-GW	FWGRQLMW-009C-1884-GW
Date Collected				1/31/2012	2/1/2012	2/1/2012	2/1/2012	1/30/2012	1/30/2012	1/30/2012
Sample Type				Grab	Grab	Grab	Grab	Grab	Grab	Grab
Analyte	Units									
1,1,1-Trichloroethane	µg/L	200	7500	0.25 U	0.25 U	0.25 U	0.25 U	0.25 U	0.25 U	0.25 U
1,1,2,2-Tetrachloroethane	µg/L	NS	0.066	0.25 U	0.25 U	0.25 U	0.25 U	0.25 U	0.25 U	0.25 U
1,1,2-Trichloroethane	µg/L	5	0.24	0.50 U	0.50 U	0.50 U	0.50 U	0.50 U	0.50 U	0.50 U
1,1-Dichloroethane	µg/L	NS	2.4	0.25 U	0.25 U	0.25 U	0.25 U	0.25 U	0.25 U	0.25 U
1,1-Dichloroethene (total)	µg/L	7	260	0.25 U	0.25 U	0.25 U	0.25 U	0.25 U	0.25 U	0.25 U
1,2-Dibromoethane	µg/L	NS	0.0065	0.25 U	0.25 U	0.25 U	0.25 U	0.25 U	0.25 U	0.25 U
1,2-Dichloroethane	µg/L	5	0.15	0.25 U	0.25 U	0.25 U	0.25 U	0.25 U	0.25 U	0.25 U
1,2-Dichloroethene (total)	µg/L	NS	130	0.50 U	0.50 U	0.50 U	0.50 U	0.50 U	0.50 U	0.50 U
1,2-Dichloropropane	µg/L	5	0.38	0.25 U	0.25 U	0.25 U	0.25 U	0.25 U	0.25 U	0.25 U
2-Butanone	µg/L	NS	4900	0.57 U	0.57 U	0.57 U	0.57 U	0.57 U	0.57 U	0.57 U
2-Hexanone	µg/L	NS	34	0.50 U	0.50 U	0.50 U	0.50 U	0.50 U	0.50 U	0.50 U
4-Methyl-2-pentanone	µg/L	NS	1000	0.50 U	0.50 U	0.50 U	0.50 U	0.50 U	0.50 U	0.50 U
Acetone	µg/L	NS	12000	1.1 U	1.1 U	1.1 U	1.1 U	1.1 U	1.1 U	1.1 U
Benzene	µg/L	5	0.39	0.25 U	0.25 U	0.25 U	0.25 U	0.25 U	0.25 U	0.25 U
Bromochloromethane	µg/L	NS	83	0.50 U	0.50 U	0.50 U	0.50 U	0.50 U	0.50 U	0.50 U
Bromodichloromethane	µg/L	NS	0.12	0.25 U	0.25 U	0.25 U	0.25 U	0.25 U	0.25 U	0.25 U
Bromoform	µg/L	NS	7.9	0.64 U	0.64 U	0.64 U	0.64 U	0.64 U	0.64 U	0.64 U
Bromomethane	µg/L	NS	7	0.50 U	0.50 U	0.50 U	0.50 U	0.50 U	0.50 U	0.50 U
Carbon disulfide	µg/L	NS	720	0.25 U	0.25 U	0.25 U	0.25 U	0.25 U	0.25 U	0.25 U
Carbon tetrachloride	µg/L	5	0.39	0.25 U	0.25 U	0.25 U	0.25 U	0.25 U	0.25 U	0.25 U
Chlorobenzene	µg/L	10	72	0.25 U	0.25 U	0.25 U	0.25 U	0.25 U	0.25 U	0.25 U
Chloroethane	µg/L	NS	21000	0.50 U	0.50 U	0.50 U	0.50 U	0.50 U	0.50 U	0.50 U
Chloroform	µg/L	NS	0.19	0.25 U	0.25 U	0.25 U	0.25 U	0.25 U	0.25 U	0.25 U
Chloromethane	µg/L	NS	190	0.50 U	0.50 U	0.50 U	0.50 U	0.50 U	0.50 U	0.50 U
cis-1,2-dichloroethene	µg/L	70	28	0.25 U	0.25 U	0.25 U	0.25 U	0.25 U	0.25 U	0.25 U
cis-1,3-Dichloropropene	µg/L	NS	0.41	0.25 U	0.25 U	0.25 U	0.25 U	0.25 U	0.25 U	0.25 U
Dibromochloromethane	µg/L	NS	0.15	0.25 U	0.25 U	0.25 U	0.25 U	0.25 U	0.25 U	0.25 U
Ethylbenzene	µg/L	700	1.3	0.25 U	0.25 U	0.25 U	0.25 U	0.25 U	0.25 U	0.25 U
m&p-xylenes	µg/L	NS	190	0.50 U	0.50 UJ	0.50 UJ	0.50 UJ	0.50 U	0.50 U	0.50 U
Methylene chloride	µg/L	5	4.7	0.50 U	0.50 U	0.50 U	0.50 U	0.50 U	0.50 U	0.50 U
o-xylene	µg/L	NS	190	0.25 U	0.25 UJ	0.25 UJ	0.25 UJ	0.25 U	0.25 U	0.25 U
Styrene	µg/L	100	1100	0.25 U	0.25 U	0.25 U	0.25 U	0.25 U	0.25 U	0.25 U
Tetrachloroethene	µg/L	5	0.072	0.50 U	0.50 U	0.50 U	0.50 U	0.50 U	0.50 U	0.50 U
Toluene	µg/L	1000	860	0.25 U	0.25 U	0.25 U	0.25 U	0.25 U	0.25 U	0.25 U
Vinyl chloride	µg/L	2	0.015	0.25 U	0.25 U	0.25 U	0.25 U	0.25 U	0.25 U	0.25 U
trans-1,2-dichloroethene	µg/L	100	86	0.25 U	0.25 U	0.25 U	0.25 U	0.25 U	0.25 U	0.25 U
trans-1,3-Dichloropropene	µg/L	NS	0.41	0.25 U	0.25 U	0.25 U	0.25 U	0.25 U	0.25 U	0.25 U
Trichloroethene	µg/L	5	0.44	0.25 U	0.25 U	0.25 U	0.25 U	0.25 U	0.25 U	0.25 U
Total Xylenes	µg/L	10000	190	0.75 U	0.75 UJ	0.75 UJ	0.75 UJ	0.75 U	0.75 U	0.75 U

Notes:

NS = no standard

Bold = detected compound above the MDL

Table 3-5. FWGWMP January 2012 VOC Analytical Results

Station ID				SCFmw-002	SCFmw-004	WBGmw-006	WBGmw-007	WBGmw-009
Sample ID		MCL	USEPA RSL	FWGSCFMW-002-1885-GW	FWGSCFMW-004-1886-GW	FWGWBGMW-006C-1887-GW	FWGWBGMW-007C-1888-GW	FWGWBGMW-009C-1889-GW
Date Collected				1/31/2012	1/31/2012	2/1/2012	2/1/2012	2/1/2012
Sample Type				Grab	Grab	Grab	Grab	Grab
Analyte	Units							
1,1,1-Trichloroethane	µg/L	200	7500	0.25 U	0.25 U	0.25 U	0.25 U	0.25 U
1,1,2,2-Tetrachloroethane	µg/L	NS	0.066	0.25 U	0.25 U	0.25 U	0.25 U	0.25 U
1,1,2-Trichloroethane	µg/L	5	0.24	0.50 U	0.50 U	0.50 U	0.50 U	0.50 U
1,1-Dichloroethane	µg/L	NS	2.4	0.25 U	0.25 U	0.25 U	0.25 U	0.25 U
1,1-Dichloroethene (total)	µg/L	7	260	0.25 U	0.25 U	0.25 U	0.25 U	0.25 U
1,2-Dibromoethane	µg/L	NS	0.0065	0.25 U	0.25 U	0.25 U	0.25 U	0.25 U
1,2-Dichloroethane	µg/L	5	0.15	0.25 U	0.25 U	0.25 U	0.25 U	0.25 U
1,2-Dichloroethene (total)	µg/L	NS	130	0.50 U	0.50 U	0.50 U	0.50 U	0.50 U
1,2-Dichloropropane	µg/L	5	0.38	0.25 U	0.25 U	0.25 U	0.25 U	0.25 U
2-Butanone	µg/L	NS	4900	0.57 U	0.57 U	0.57 U	0.57 U	0.57 U
2-Hexanone	µg/L	NS	34	0.50 U	0.50 U	0.50 U	0.50 U	0.50 U
4-Methyl-2-pentanone	µg/L	NS	1000	0.50 U	0.50 U	0.50 U	0.50 U	0.50 U
Acetone	µg/L	NS	12000	1.1 U	1.1 U	1.1 U	1.1 U	1.1 U
Benzene	µg/L	5	0.39	0.25 U	0.25 U	0.25 U	0.25 U	0.25 U
Bromochloromethane	µg/L	NS	83	0.50 U	0.50 U	0.50 U	0.50 U	0.50 U
Bromodichloromethane	µg/L	NS	0.12	0.25 U	0.25 U	0.25 U	0.25 U	0.25 U
Bromoform	µg/L	NS	7.9	0.64 U	0.64 U	0.64 U	0.64 U	0.64 U
Bromomethane	µg/L	NS	7	0.50 U	0.50 U	0.50 U	0.50 U	0.50 U
Carbon disulfide	µg/L	NS	720	0.25 U	0.25 U	0.25 U	0.25 U	0.25 U
Carbon tetrachloride	µg/L	5	0.39	0.25 U	0.25 U	0.25 U	0.25 U	0.25 U
Chlorobenzene	µg/L	10	72	0.25 U	0.25 U	0.25 U	0.25 U	0.25 U
Chloroethane	µg/L	NS	21000	0.50 U	0.50 U	0.50 U	0.50 U	0.50 U
Chloroform	µg/L	NS	0.19	0.25 U	0.25 U	0.25 U	0.25 U	0.25 U
Chloromethane	µg/L	NS	190	0.50 U	0.50 U	0.50 U	0.50 U	0.50 U
cis-1,2-dichloroethene	µg/L	70	28	0.25 U	0.25 U	0.25 U	0.25 U	0.25 U
cis-1,3-Dichloropropene	µg/L	NS	0.41	0.25 U	0.25 U	0.25 U	0.25 U	0.25 U
Dibromochloromethane	µg/L	NS	0.15	0.25 U	0.25 U	0.25 U	0.25 U	0.25 U
Ethylbenzene	µg/L	700	1.3	0.25 U	0.25 U	0.25 U	0.25 U	0.25 U
m&p-xylenes	µg/L	NS	190	0.50 U	0.50 U	0.50 U	0.50 U	0.50 UJ
Methylene chloride	µg/L	5	4.7	0.50 U	0.50 U	0.50 U	0.50 U	0.50 U
o-xylene	µg/L	NS	190	0.25 U	0.25 U	0.25 U	0.25 U	0.25 UJ
Styrene	µg/L	100	1100	0.25 U	0.25 U	0.25 U	0.25 U	0.25 U
Tetrachloroethene	µg/L	5	0.072	0.50 U	0.50 U	0.50 U	0.50 U	0.50 U
Toluene	µg/L	1000	860	0.25 U	0.25 U	0.25 U	0.25 U	0.25 U
Vinyl chloride	µg/L	2	0.015	0.25 U	0.25 U	0.25 U	0.25 U	0.25 U
trans-1,2-dichloroethene	µg/L	100	86	0.25 U	0.25 U	0.25 U	0.25 U	0.25 U
trans-1,3-Dichloropropene	µg/L	NS	0.41	0.25 U	0.25 U	0.25 U	0.25 U	0.25 U
Trichloroethene	µg/L	5	0.44	0.25 U	0.25 U	0.25 U	0.25 U	0.25 U
Total Xylenes	µg/L	10000	190	0.75 U	0.75 U	0.75 U	0.75 U	0.75 UJ

Notes:

NS = no standard

Bold = detected compound above the MDL

Table 3-5. FWGWMP January 2012 VOC Analytical Results

Data Qualifiers

Data qualifier flags are used in an effort to describe the quality of each piece of data for each constituent. These flags are letter codes appended to the numerical data. The following data qualifiers are specified in the USACE Louisville Chemistry Guidelines. For a complete explanation of qualifiers used for each constituent please refer to the Data Verification Summaries in Appendix E.

U The analyte was analyzed for but not detected. The numerical value preceding the U is the associated reporting limit.

J The identification of the analyte is acceptable, but the quality assurance criteria indicate that the quantitative values may be outside the normal expected range of precision (i.e., the quantitative value is estimated). Examples include:

- Results detected above the laboratory MDL but less than the laboratory reporting limit.
- MS/MSD percent recoveries outside the acceptance criteria.
- Laboratory control sample (LCS) percent recoveries outside acceptance criteria.

R Data are considered to be rejected and shall not be used. This flag denotes the failure of quality control criteria such that it cannot be determined if the analyte is present or absent from the sample [e.g., the method reporting limit (MRL) verification standard was below quality control guidelines; associated sample results that were non-detect are unusable].

UJ This flag is a combination of the U and J qualifiers, which indicate that the analyte is not present. The reported value is considered to be an estimated reporting limit (RL).

B The B flag is used for both organic and inorganic analyses when the analyte is found in the method blank or any of the field blanks. This designation overrides the Contract Laboratory Program (CLP) “B” designation when used by the laboratory as an estimated value for inorganics.

Table 3-6. FWGWMP January 2012 SVOCs Analytical Results

Station ID				BKGmw-005	BKGmw-021	LL1mw-064	LL1mw-065	LL3mw-241	LL3mw-242	LL4mw-199
Sample ID		MCL	USEPA RSL	FWGBKGMW-005C-1855-GW	FWGBKGMW-021C-1856-GW	FWGLL1MW-064C-1857-GW	FWGLL1MW-065C-1858-GW	FWGLL3MW-241C-1861-GW	FWGLL3MW-242C-1862-GW	FWGLL4MW-199C-1863-GW
Date Collected										
Sample Type				Grab	Grab	Grab	Grab	Grab	Grab	Grab
Analyte	Units									
2,4-Dinitrotoluene	µg/L	NS	0.2	0.76 U	0.76 U	0.76 U	0.76 U	0.76 U	0.76 U	0.76 U
2,6-Dinitrotoluene	µg/L	NS	15	0.76 U	0.76 U	0.76 U	0.76 U	0.76 U	0.76 U	0.76 U
bis(2-Ethylhexyl)phthalate	µg/L	6	0.071	0.76 U	**1.4 B**	0.76 U	**0.99 B**	**0.88 B**	**1.3 B**	0.76 U
Butyl benzyl phthalate	µg/L	NS	14	0.76 U	0.76 U	0.76 U	0.76 U	0.76 U	0.76 U	0.76 U
Diethyl phthalate	µg/L	NS	11000	0.76 U	0.76 U	0.76 U	0.76 U	0.76 U	0.76 U	0.76 U
Dimethyl phthalate	µg/L	NS	NS	0.76 U	0.76 U	0.76 U	0.76 U	0.76 U	0.76 U	0.76 U
Di-n-butyl phthalate	µg/L	NS	670	0.76 U	0.76 U	0.76 U	0.76 U	0.76 U	0.76 U	0.76 U
Di-n-octyl phthalate	µg/L	NS	NS	0.76 U	0.76 U	0.76 U	0.76 U	0.76 U	0.76 U	0.76 U
Nitrobenzene	µg/L	NS	0.12	0.095 U	0.095 U	0.095 U	0.095 U	0.095 U	0.095 U	0.095 U

Notes:

NS = no standard

Bold = detected compound above the MDL

N/A = Not Analyzed

Table 3-6. FWGWMP January 2012 SVOCs Analytical Results

Station ID				LL11mw-007	LL12mw-182	CBPmw-002	DA2mw-108	EBGmw-125	WBGmw-006	WBGmw-007	WBGmw-009
Sample ID		MCL	USEPA RSL	FWGLL11MW-007C-1867-GW	FWGLL12MW-182C-1868-GW	FWGCBPMW-002C-1876-GW	FWGDA2MW-108C-1879-GW	FWGEBGMW-125C-1880-GW	FWGWBGMW-006C-1887-GW	FWGWBGMW-007C-1888-GW	FWGWBGMW-009C-1889-GW
Date Collected											
Sample Type				Grab	Grab	Grab	Grab	Grab	Grab	Grab	Grab
Analyte	Units										
2,4-Dinitrotoluene	µg/L	NS	0.2	0.81 U	0.76 U	0.80 U	0.76 U	0.76 U	0.76 U	0.76 U	0.76 U
2,6-Dinitrotoluene	µg/L	NS	15	0.81 U	0.76 U	0.80 U	0.76 U	0.76 U	0.76 U	0.76 U	0.76 U
bis(2-Ethylhexyl)phthalate	µg/L	6	0.071	0.81 U	**1.1 B**	**1.9 B**	0.76 U	**1.1 B**	0.76 U	0.76 U	0.76 U
Butyl benzyl phthalate	µg/L	NS	14	0.81 U	0.76 U	0.80 U	0.76 U	0.76 U	0.76 U	0.76 U	0.76 U
Diethyl phthalate	µg/L	NS	11000	0.81 U	0.76 U	0.80 U	0.76 U	0.76 U	0.76 U	0.76 U	0.76 U
Dimethyl phthalate	µg/L	NS	NS	0.81 U	0.76 U	0.80 U	0.76 U	0.76 U	0.76 U	0.76 U	0.76 U
Di-n-butyl phthalate	µg/L	NS	670	0.81 U	0.76 U	0.80 U	0.76 U	0.76 U	0.76 U	0.76 U	0.76 U
Di-n-octyl phthalate	µg/L	NS	NS	0.81 U	0.76 U	0.80 U	0.76 U	**2.2**	0.76 U	0.76 U	0.76 U
Nitrobenzene	µg/L	NS	0.12	0.10 U	0.095 U	0.10 U	0.095 U	0.095 U	0.095 U	0.095 U	0.095 U

Notes:

NS = no standard

Bold = detected compound above the MDL

N/A = Not Analyzed

Table 3-6. FWGWMP July 2011 SVOCs Analytical Results

Station ID				LL2mw-059	LL2MW-265	SCFmw-004
Sample ID		MCL	USEPA RSL	FWGLL2mw-059-1861-GW	FWGLL2MW-265C-1860-GW	FWGSCFMW-004-1886-GW
Date Collected				1/30/2012	1/30/2012	1/31/2012
Sample Type				Grab	Grab	Grab
Analyte	Units					
2,4,5-Trichlorophenol	µg/L	NS	890	0.78 U	0.77 U	0.83 U
2,4,6-Trichlorophenol	µg/L	NS	3.5	0.78 U	0.77 U	0.83 U
2,4-Dichlorophenol	µg/L	NS	35	0.78 U	0.77 U	0.83 U
2,4-Dimethylphenol	µg/L	NS	270	0.78 U	0.77 U	0.83 U
2,4-Dinitrophenol	µg/L	NS	30	2.3 UJ	2.3 UJ	2.5 UJ
2,4-Dinitrotoluene	µg/L	NS	0.2	0.78 U	0.77 U	0.83 U
2,6-Dinitrotoluene	µg/L	NS	15	0.78 U	0.77 U	0.83 U
2-Chlorophenol	µg/L	NS	71	0.78 U	0.77 U	0.83 U
2-Methylphenol	µg/L	NS	720	0.78 U	0.77 U	0.83 U
2-Nitrophenol	µg/L	NS	NS	0.78 U	0.77 U	0.83 U
4-Methylphenol	µg/L	NS	72	0.78 U	0.77 U	0.83 U
4,6-Dinitro-2-methylphenol	µg/L	NS	1.2	2.3 R	2.3 R	2.5 UJ
4-Chloro-3-methylphenol	µg/L	NS	1100	0.78 U	0.77 U	0.83 U
4-Nitrophenol	µg/L	NS	NS	2.3 U	2.3 U	2.5 U
bis(2-Ethylhexyl) phthalate	µg/L	6	0.071	**1.3 B**	**5.7 B**	0.83 UJ
Butyl benzyl phthalate	µg/L	NS	14	0.78 U	0.77 U	0.83 U
Diethyl phthalate	µg/L	NS	11000	0.78 U	**2.9**	0.83 U
Dimethyl phthalate	µg/L	NS	NS	0.78 U	0.77 U	0.83 U
Di-n-butyl phthalate	µg/L	NS	670	0.78 U	0.77 U	0.83 U
Di-n-octyl phthalate	µg/L	NS	NS	0.78 U	0.77 U	0.83 U
Nitrobenzene	µg/L	NS	0.12	0.097 U	0.096 U	0.10 U
Pentachlorophenol	µg/L	1	0.17	2.3 U	2.3 U	2.5 U
Phenol	µg/L	NS	4500	0.78 U	0.77 U	0.83 U

Notes:

NS = no standard

Bold = detected compound above the MDL

N/A = Not Analyzed

Table 3-6. FWGWMP January 2012 SVOCs Analytical Results

Station ID				LL6mw-002	LL6mw-005	B12mw-012	CBLmw-002	NTAmw-109	SCFmw-002
Sample ID		MCL	USEPA RSL	FWGLL6MW-002C-1864-GW	FWGLL6MW-005C-1865-GW	FWGBKGMW-021C-1856-GW	FWGCBLMW-002C-1875-GW	FWGNTAMW-009C-1881-GW	FWGSCFMW-002-1885-GW
Date Collected				2/1/2012	1/31/2012	1/30/2012	2/1/2012	2/1/2012	1/31/2012
Sample Type				Grab	Grab	Grab	Grab	Grab	Grab
Analyte	Units								
2,4-Dinitrotoluene	µg/L	NS	0.2	0.84 U	0.76 U	0.83 U	0.84 U	0.76 U	0.82 U
2,6-Dinitrotoluene	µg/L	NS	15	0.84 U	0.76 U	0.83 U	0.84 U	0.76 U	0.82 U
Acenaphthene	µg/L	NS	400	0.11 U	0.095 U	0.10 U	0.11 U	0.095 U	0.10 U
Acenaphthylene	µg/L	NS	NS	0.11 U	0.095 U	0.10 U	0.11 U	0.095 U	0.10 U
Anthracene	µg/L	NS	1300	0.11 U	0.095 U	0.10 U	0.11 U	0.095 U	0.10 U
Benzo(a)anthracene	µg/L	NS	0.029	0.11 U	0.095 U	0.10 U	0.11 U	0.095 U	0.10 U
Benzo(a)pyrene	µg/L	0.2	0.0029	0.11 UJ	0.095 U	0.10 U	0.11 UJ	0.095 UJ	0.10 UJ
Benzo(b)fluoranthene	µg/L	NS	0.029	0.11 U	0.095 U	0.10 U	0.11 U	0.095 U	0.10 U
Benzo(g,h,i)perylene	µg/L	NS	NS	0.11 U	0.095 U	0.10 U	0.11 U	0.095 U	0.10 U
Benzo(k)fluoranthene	µg/L	NS	0.29	0.11 U	0.095 U	0.10 U	0.11 U	0.095 U	0.10 U
bis(2-Ethylhexyl)phthalate	µg/L	6	0.071	0.84 U	0.76 U	**1.0 B**	**0.92**	0.76 U	0.82 U
Butyl benzyl phthalate	µg/L	NS	14	0.84 U	0.76 U	0.83 U	0.84 U	0.76 U	0.82 U
Chrysene	µg/L	NS	2.9	0.11 U	0.095 U	0.10 U	0.11 U	0.095 U	0.10 U
Dibenzo(a,h)anthracene	µg/L	NS	0.0029	0.11 U	0.095 U	0.10 U	0.11 U	0.095 U	0.10 U
Diethyl phthalate	µg/L	NS	11000	0.84 U	0.76 U	0.83 U	0.84 U	0.76 U	0.82 U
Dimethyl phthalate	µg/L	NS	NS	0.84 U	0.76 U	0.83 U	0.84 U	0.76 U	0.82 U
Di-n-butyl phthalate	µg/L	NS	670	0.84 U	0.76 U	0.83 U	0.84 U	0.76 U	0.82 U
Di-n-octyl phthalate	µg/L	NS	NS	0.84 U	0.76 U	0.83 U	0.84 U	0.76 U	0.82 U
Fluoranthene	µg/L	NS	630	0.11 U	0.095 U	0.10 U	0.11 U	0.095 U	0.10 U
Fluorene	µg/L	NS	220	0.11 U	0.095 U	0.10 U	0.11 U	0.095 U	0.10 U
Indeno(1,2,3-cd)pyrene	µg/L	NS	0.029	0.11 U	0.095 U	0.10 U	0.11 U	0.095 U	0.10 U
Naphthalene	µg/L	NS	0.14	0.11 U	0.095 U	0.10 U	0.11 U	0.095 U	0.10 UJ
Nitrobenzene	µg/L	NS	0.12	0.11 U	0.095 U	0.10 U	0.11 U	0.095 U	0.10 UJ
Phenanthrene	µg/L	NS	NS	0.11 U	0.095 U	0.10 U	0.11 U	0.095 U	0.10 U
Pyrene	µg/L	NS	87	0.11 U	0.095 U	0.10 U	0.11 U	0.095 U	0.10 U

Notes:

NS = no standard

Bold = detected compound above the MDL

N/A = Not Analyzed

Table 3-6. FWGWMP January 2012 SVOC Analytical Results

Station ID				LL12mw-187	LL12mw-242	LL12mw-245	LL12mw-246
Sample ID		MCL	USEPA RSL	FWGLL12MW-187C-1870-GW	FWGLL12MW-242C-1871-GW	FWGLL12MW-245C-1872-GW	FWGLL12MW-246C-1873-GW
Date Collected				1/31/2012	1/31/2012	1/31/2012	1/31/2012
Sample Type				Grab	Grab	Grab	Grab
Analyte	Units						
2,4,5-Trichlorophenol	µg/L	NS	890	0.76 U	0.76 U	0.76 U	0.76 U
2,4,6-Trichlorophenol	µg/L	NS	3.5	0.76 U	0.76 U	0.76 U	0.76 U
2,4-Dichlorophenol	µg/L	NS	35	0.76 U	0.76 U	0.76 U	0.76 U
2,4-Dimethylphenol	µg/L	NS	270	0.76 U	0.76 U	0.76 U	0.76 U
2,4-Dinitrophenol	µg/L	NS	30	2.3 UJ	2.3 UJ	2.3 UJ	2.3 UJ
2,4-Dinitrotoluene	µg/L	NS	0.2	0.76 U	0.76 U	0.76 U	0.76 U
2,6-Dinitrotoluene	µg/L	NS	15	0.76 U	0.76 U	0.76 U	0.76 U
2-Chlorophenol	µg/L	NS	71	0.76 U	0.76 U	0.76 U	0.76 U
2-Methylphenol	µg/L	NS	720	0.76 U	0.76 U	0.76 U	0.76 U
4,6-Dinitro-2-methylphenol	µg/L	NS	1.2	2.3 UJ	2.3 UJ	2.3 UJ	2.3 UJ
4-Chloro-3-methylphenol	µg/L	NS	1100	0.76 U	0.76 U	0.76 U	0.76 U
4-Nitrophenol	µg/L	NS	72	2.3 U	2.3 U	2.3 U	2.3 U
Acenaphthene	µg/L	NS	400	0.095 U	0.095 U	0.095 U	0.095 U
Acenaphthylene	µg/L	NS	NS	0.095 U	0.095 U	0.095 U	0.095 U
Anthracene	µg/L	NS	1300	0.095 U	0.095 U	0.095 U	0.095 U
Benzo(a)anthracene	µg/L	NS	0.029	0.095 U	0.095 U	0.095 U	0.095 U
Benzo(a)pyrene	µg/L	0.2	0.0029	0.095 U	0.095 U	0.095 U	0.095 U
Benzo(b)fluoranthene	µg/L	NS	0.029	0.095 U	0.095 U	0.095 U	0.095 U
Benzo(g,h,i)perylene	µg/L	NS	NS	0.095 U	0.095 U	0.095 U	0.095 U
Benzo(k)fluoranthene	µg/L	NS	0.29	0.095 U	0.095 U	0.095 U	0.095 U
bis(2-Ethylhexyl)phthalate	µg/L	6	0.071	0.76 U	**0.77 B**	0.76 UJ	0.76 U
Butyl benzyl phthalate	µg/L	NS	14	0.76 U	0.76 U	0.76 U	0.76 U
Chrysene	µg/L	NS	2.9	0.095 U	0.095 U	0.095 U	0.095 U
Dibenzo(a,h)anthracene	µg/L	NS	0.0029	0.095 U	0.095 U	0.095 U	0.095 U
Diethyl phthalate	µg/L	NS	11000	0.76 U	0.76 U	0.76 U	0.76 U
Dimethyl phthalate	µg/L	NS	NS	0.76 U	0.76 U	0.76 U	0.76 U
Di-n-butyl phthalate	µg/L	NS	670	0.76 U	0.76 U	0.76 U	0.76 U
Di-n-octyl phthalate	µg/L	NS	NS	0.76 U	0.76 U	0.76 U	0.76 U
Fluoranthene	µg/L	NS	630	0.095 U	0.095 U	0.095 U	0.095 U
Fluorene	µg/L	NS	220	0.095 U	0.095 U	0.095 U	0.095 U
Indeno(1,2,3-cd)pyrene	µg/L	NS	0.029	0.095 U	0.095 U	0.095 U	0.095 U
Naphthalene	µg/L	NS	0.14	0.095 U	0.095 U	0.095 U	0.095 U
Nitrobenzene	µg/L	NS	0.12	0.095 U	0.095 U	0.095 U	0.095 U
Pentachlorophenol	µg/L	1	0.17	2.3 U	2.3 U	2.3 U	2.3 U
Phenanthrene	µg/L	NS	NS	0.095 U	0.095 U	0.095 U	0.095 U
Phenol	µg/L	NS	4500	0.76 U	0.76 U	0.76 U	0.76 U
Pyrene	µg/L	NS	87	0.095 U	0.095 U	0.095 U	0.095 U

Notes:
NS = no standard
Bold = detected compound above the MDL

Table 3-6. FWGWMP January 2012 SVOC Analytical Results

Station ID				DETmw-003	DETmw-004	RQLmw-007	RQLmw-008	RQLmw-009
Sample ID		MCL	USEPA RSL	FWGDETMW-003C-1877-GW	FWGDETMW-004C-1878-GW	FWGRQLMW-007C-1882-GW	FWGRQLMW-008C-1883-GW	FWGRQLMW-009C-1884-GW
Date Collected				2/1/2012	2/1/2012	1/30/2012	1/30/2012	1/30/2012
Sample Type				Grab	Grab	Grab	Grab	Grab
Analyte	Units							
1,2,4-Trichlorobenzene	µg/L	70	0.99	0.76 U	0.76 U	0.76 U	0.76 U	0.76 U
1,2-Dichlorobenzene	µg/L	600	280	0.76 U	0.76 U	0.76 U	0.76 U	0.76 U
1,3-Dichlorobenzene	µg/L	NS	NS	0.76 U	0.76 U	0.76 U	0.76 U	0.76 U
1,4-Dichlorobenzene	µg/L	75	0.42	0.76 U	0.76 U	0.76 U	0.76 U	0.76 U
2,2-oxybis (1-chloropropane)	µg/L	NS	NS	0.76 U	0.76 U	0.76 U	0.76 U	0.76 U
2,4,5-Trichlorophenol	µg/L	NS	890	0.76 U	0.76 U	0.76 U	0.76 U	0.76 U
2,4,6-Trichlorophenol	µg/L	NS	3.5	0.76 U	0.76 U	0.76 U	0.76 U	0.76 U
2,4-Dichlorophenol	µg/L	NS	35	0.76 U	0.76 U	0.76 U	0.76 U	0.76 U
2,4-Dimethylphenol	µg/L	NS	270	0.76 U	0.76 U	0.76 U	0.76 U	0.76 U
2,4-Dinitrophenol	µg/L	NS	30	2.3 U	2.3 U	2.3 UJ	2.3 UJ	2.3 UJ
2,4-Dinitrotoluene	µg/L	NS	0.2	0.76 U	0.76 U	0.76 U	0.76 U	0.76 U
2,6-Dinitrotoluene	µg/L	NS	15	0.76 U	0.76 U	0.76 U	0.76 U	0.76 U
2-Chloronaphthalene	µg/L	NS	0.2	0.095 U	0.095 U	0.095 U	0.095 U	0.095 U
2-Chlorophenol	µg/L	NS	71	0.76 U	0.76 U	0.76 U	0.76 U	0.76 U
2-Methylnaphthalene	µg/L	NS	27	0.095 U	0.095 U	0.095 U	0.095 U	0.095 U
2-Methylphenol	µg/L	NS	720	0.76 U	0.76 U	0.76 U	0.76 U	0.76 U
2-Nitroaniline	µg/L	NS	150	0.76 U	0.76 U	0.76 U	0.76 U	0.76 U
2-Nitrophenol	µg/L	NS	NS	0.76 U	0.76 U	0.76 U	0.76 U	0.76 U
3,3'-Dichlorobenzidine	µg/L	NS	0.11	0.76 U	0.76 U	0.76 U	0.76 U	0.76 U
3-Nitroaniline	µg/L	NS	NS	0.76 U	0.76 U	0.76 U	0.76 U	0.76 U
4,6-Dinitro-2-methylphenol	µg/L	NS	1.2	0.76 U	0.76 U	0.76 U	0.76 U	0.76 U
4-Bromophenyl phenyl ether	µg/L	NS	NS	2.3 U	2.3 U	2.3 R	2.3 R	2.3 R
4-Chloro-3-methylphenol	µg/L	NS	1100	0.76 U	0.76 U	0.76 U	0.76 U	0.76 U
4-Chloroaniline	µg/L	NS	0.32	0.76 U	0.76 U	0.76 U	0.76 U	0.76 U
4-Chlorophenyl phenyl ether	µg/L	NS	NS	0.76 U	0.76 U	0.76 U	0.76 U	0.76 U
4-Methylphenol	µg/L	NS	72	0.76 U	0.76 U	0.76 U	0.76 U	0.76 U
4-Nitroanaline	µg/L	NS	3.3	0.76 U	0.76 U	0.76 U	0.76 U	0.76 U
4-Nitrophenol	µg/L	NS	NS	2.3 U	2.3 U	2.3 U	2.3 U	2.3 U
Acenaphthene	µg/L	NS	400	0.095 U	0.095 U	0.095 U	0.095 U	0.095 U
Acenaphthylene	µg/L	NS	NS	0.095 U	0.095 U	0.095 U	0.095 U	0.095 U
Anthracene	µg/L	NS	1300	0.095 U	0.095 U	0.095 U	0.095 U	0.095 U
Benzo(a)anthracene	µg/L	NS	0.029	0.095 U	0.095 U	0.095 U	0.095 U	0.095 U
Benzo(a)pyrene	µg/L	0.2	0.0029	0.095 UJ	0.095 UJ	0.095 U	0.095 UJ	0.095 U
Benzo(b)fluoranthene	µg/L	NS	0.029	0.095 U	0.095 U	0.095 U	0.095 UJ	0.095 U

Table 3-6. FWGWMP January 2012 SVOC Analytical Results

Station ID				DETmw-003	DETmw-004	RQLmw-007	RQLmw-008	RQLmw-009
Sample ID		MCL	USEPA RSL	FWGDETMW-003C-1877-GW	FWGDETMW-004C-1878-GW	FWGRQLMW-007C-1882-GW	FWGRQLMW-008C-1883-GW	FWGRQLMW-009C-1884-GW
Date Collected				2/1/2012	2/1/2012	1/30/2012	1/30/2012	1/30/2012
Sample Type				Grab	Grab	Grab	Grab	Grab
Analyte	Units							
Benzo(g,h,i)perylene	µg/L	NS	NS	0.095 U	0.095 U	0.095 U	0.095 UJ	0.095 U
Benzo(k)fluoranthene	µg/L	NS	0.29	0.095 U	0.095 U	0.095 U	0.095 UJ	0.095 U
Benzoic acid	µg/L	NS	58000	9.5 U	9.5 U	9.5 U	9.5 U	9.5 U
Benzyl alcohol	µg/L	NS	1500	0.76 U	0.76 U	0.76 U	0.76 U	0.76 U
bis(2-Chloroethoxy)methane	µg/L	NS	47	0.76 U	0.76 U	0.76 U	0.76 U	0.76 U
bis(2-Chloroethyl)ether	µg/L	NS	0.012	0.095 U	0.095 U	0.095 U	0.095 U	0.095 U
bis(2-Ethylhexyl)phthalate	µg/L	6	0.071	0.76 U	0.76 U	**0.94 JB**	**1.3 JB**	**0.77 JB**
Butyl benzyl phthalate	µg/L	NS	14	0.76 U	0.76 U	0.76 U	0.76 U	0.76 U
Carbazole	µg/L	NS	NS	0.76 U	0.76 U	0.76 U	0.76 U	0.76 U
Chrysene	µg/L	NS	2.9	0.095 U	0.095 U	0.095 U	0.095 U	0.095 U
Dibenzo(a,h)anthracene	µg/L	NS	0.0029	0.095 U	0.095 U	0.095 U	0.095 UJ	0.095 U
Dibenzofuran	µg/L	NS	5.8	0.095 U	0.095 U	0.095 U	0.095 U	0.095 U
Diethyl phthalate	µg/L	NS	11000	0.76 U	0.76 U	0.76 U	0.76 U	0.76 U
Dimethyl phthalate	µg/L	NS	NS	0.76 U	0.76 U	0.76 U	0.76 U	0.76 U
Di-n-butyl phthalate	µg/L	NS	670	0.76 U	0.76 U	0.76 U	0.76 U	0.76 U
Di-n-octyl phthalate	µg/L	NS	NS	0.76 U	0.76 U	0.76 U	0.76 UJ	0.76 U
Fluoranthene	µg/L	NS	630	0.095 U	0.095 U	0.095 U	0.095 U	0.095 U
Fluorene	µg/L	NS	220	0.095 U	0.095 U	0.095 U	0.095 U	0.095 U
Hexachlorobenzene	µg/L	1	0.042	0.095 U	0.095 U	0.095 U	0.095 U	0.095 U
Hexachlorobutadiene	µg/L	NS	0.26	0.76 U	0.76 U	0.76 U	0.76 U	0.76 U
Hexachlorocyclopentadiene	µg/L	50	22	0.76 U	0.76 U	0.76 U	0.76 U	0.76 U
Hexachloroethane	µg/L	NS	0.79	0.76 U	0.76 U	0.76 U	0.76 U	0.76 U
Indeno(1,2,3-cd)pyrene	µg/L	NS	0.029	0.095 U	0.095 U	0.095 U	0.095 UJ	0.095 U
Isophorone	µg/L	NS	67	0.76 U	0.76 U	0.76 U	0.76 U	0.76 U
Naphthalene	µg/L	NS	0.14	0.095 U	0.095 U	0.095 U	0.095 U	0.095 U
Nitrobenzene	µg/L	NS	0.12	0.095 U	0.095 U	0.095 U	0.095 U	0.095 U
N-Nitroso-di-n-propylamine	µg/L	NS	0.0093	0.76 U	0.76 U	0.76 U	0.76 U	0.76 U
N-Nitrosodiphenylamine	µg/L	NS	10	0.76 U	0.76 U	0.76 U	0.76 U	0.76 U
Pentachlorophenol	µg/L	1	0.17	2.3 U	2.3 U	2.3 U	2.3 U	2.3 U
Phenanthrene	µg/L	NS	NS	0.095 U	0.095 U	0.095 U	0.095 U	0.095 U
Phenol	µg/L	NS	4500	0.76 U	0.76 U	0.76 U	0.76 U	0.76 U
Pyrene	µg/L	NS	87	0.095 U	0.095 U	0.095 U	0.095 U	0.095 U

Notes:
NS = no standard
Bold = detected compound above the MDL
N/A = not analyzed

Table 3-6. FWGWMP January 2012 SVOC Analytical Results

Data Qualifiers

Data qualifier flags are used in an effort to describe the quality of each piece of data for each constituent. These flags are letter codes appended to the numerical data. The following data qualifiers are specified in the USACE Louisville Chemistry Guidelines. For a complete explanation of qualifiers used for each constituent please refer to the Data Verification Summaries in Appendix E.

U The analyte was analyzed for but not detected. The numerical value preceding the U is the associated reporting limit.

J The identification of the analyte is acceptable, but the quality assurance criteria indicate that the quantitative values may be outside the normal expected range of precision (i.e., the quantitative value is estimated). Examples include:

- Results detected above the laboratory MDL but less than the laboratory reporting limit.
- MS/MSD percent recoveries outside the acceptance criteria.
- Laboratory control sample (LCS) percent recoveries outside acceptance criteria.

R Data are considered to be rejected and shall not be used. This flag denotes the failure of quality control criteria such that it cannot be determined if the analyte is present or absent from the sample [e.g., the method reporting limit (MRL) verification standard was below quality control guidelines; associated sample results that were non-detect are unusable].

UJ This flag is a combination of the U and J qualifiers, which indicate that the analyte is not present. The reported value is considered to be an estimated reporting limit (RL).

B The B flag is used for both organic and inorganic analyses when the analyte is found in the method blank or any of the field blanks. This designation overrides the Contract Laboratory Program (CLP) “B” designation when used by the laboratory as an estimated value for inorganics.

3.2.5 Pesticides and Polychlorinated Biphenyls (PCBs)

The analytical results for pesticides and PCBs are summarized in Table 3-7. As shown in Table 3-7, no pesticides and/or PCBs were detected above their respective MDLs or at levels exceeding either their MCLs or RSLs. Note that due to a chain of custody error, PCBs were not analyzed from well NTAmw-109.

Table 3-7. FWGWMP January 2012 Pesticides and PCBs Analytical Results

Station ID				BKGmw-005	BKGmw-021	LL1mw-064	LL1mw-065	LL2mw-059	LL2mw-265	LL3mw-241
Sample ID		MCL	USEPA RSL	FWGBKGMW-005C-1855-GW	FWGBKGMW-021C-1856-GW	FWGLL1MW-064C-1857-GW	FWGLL1MW-065C-1858-GW	FWGLL2MW-059C-1859-GW	FWGLL2MW-265C-1860-GW	FWGLL3MW-241C-1861-GW
Date Collected				2/1/2012	1/30/2012	1/31/2012	1/31/2012	1/30/2012	1/30/2012	1/31/2012
Sample Type				Grab	Grab	Grab	Grab	Grab	Grab	Grab
Analyte	Units									
4,4'-DDD	µg/L	NS	0.28	0.0095 U	0.0095 U	0.0095 U	0.0095 U	0.0095 U	0.0096 U	0.0098 U
4,4'-DDE	µg/L	NS	0.2	0.0095 U	0.0095 U	0.0095 U	0.0095 U	0.0095 U	0.0096 U	0.0098 U
4,4'-DDT	µg/L	NS	0.2	0.029 U	0.029 U	0.029 U	0.029 U	0.029 U	0.029 U	0.029 U
Aldrin	µg/L	NS	0.00021	0.0095 U	0.0095 U	0.0095 U	0.0095 U	0.0095 U	0.0096 U	0.0098 U
alpha-BHC	µg/L	NS	0.0062	0.0095 U	0.0095 U	0.0095 U	0.0095 U	0.0095 U	0.0096 U	0.0098 U
alpha-Chordane	µg/L	NS	NS	0.013 U	0.013 U	0.013 U	0.013 U	0.013 U	0.013 U	0.014 U
beta-BHC	µg/L	NS	0.022	0.0095 U	0.0095 U	0.0095 U	0.0095 U	0.0095 U	0.0096 U	0.0098 U
delta-BHC	µg/L	NS	NS	0.0095 U	0.0095 U	0.0095 U	0.0095 U	0.0095 U	0.0096 U	0.0098 U
Dieldrin	µg/L	NS	0.0015	0.0095 U	0.0095 U	0.0095 U	0.0095 U	0.0095 U	0.0096 U	0.0098 U
Endosulfan I	µg/L	NS	78	0.012 U	0.012 U	0.012 U	0.012 U	0.012 U	0.013 U	0.013 U
Endosulfan II	µg/L	NS	78	0.011 U	0.011 U	0.011 U	0.011 U	0.011 U	0.012 U	0.012 U
Endosulfan sulfate	µg/L	NS	NS	0.010 U	0.010 U	0.010 U	0.010 U	0.010 U	0.011 U	0.011 U
Endrin	µg/L	2	1.7	0.010 U	0.010 U	0.010 U	0.010 U	0.010 U	0.011 U	0.011 U
Endrin aldehyde	µg/L	NS	NS	0.010 U	0.010 U	0.010 U	0.010 U	0.010 U	0.011 U	0.011 U
Endrin ketone	µg/L	NS	NS	0.0095 U	0.0095 U	0.0095 U	0.0095 U	0.0095 U	0.0096 U	0.0098 U
gamma-BHC	µg/L	0.2	0.036	0.0095 U	0.0095 U	0.0095 U	0.0095 U	0.0095 U	0.0096 U	0.0098 U
gamma-Chlordane	µg/L	NS	NS	0.011 U	0.011 U	0.011 U	0.011 U	0.011 U	0.012 U	0.012 U
Heptachlor	µg/L	0.4	0.0018	0.0095 U	0.0095 U	0.0095 U	0.0095 U	0.0095 U	0.0096 U	0.0098 U
Heptachlor epoxide	µg/L	0.2	0.0033	0.0095 U	0.0095 U	0.0095 U	0.0095 U	0.0095 U	0.0096 U	0.0098 U
Methoxychlor	µg/L	40	27	0.030 U	0.030 U	0.030 U	0.030 U	0.030 U	0.031 U	0.031 U
Toxaphene	µg/L	3	0.013	0.48 R	0.48 R	0.48 R	0.48 R	0.48 R	0.48 R	0.49 R
PCB- 1016	µg/L	0.5	0.96	0.19 U	0.19 U	N/A	N/A	0.19 U	0.19 UJ	N/A
PCB- 1221	µg/L	0.5	0.0043	0.19 U	0.19 U	N/A	N/A	0.19 U	0.19 UJ	N/A
PCB- 1232	µg/L	0.5	0.0043	0.19 U	0.19 U	N/A	N/A	0.19 U	0.19 UJ	N/A
PCB- 1242	µg/L	0.5	0.034	0.38 U	0.38 U	N/A	N/A	0.38 U	0.38 UJ	N/A
PCB- 1248	µg/L	0.5	0.034	0.19 U	0.19 U	N/A	N/A	0.19 U	0.19 UJ	N/A
PCB- 1254	µg/L	0.5	0.034	0.19 U	0.19 U	N/A	N/A	0.19 U	0.19 UJ	N/A
PCB- 1260	µg/L	0.5	0.034	0.19 U	0.19 U	N/A	N/A	0.19 U	0.19 UJ	N/A

Notes:

NS = no standard

Bold = detected compound above the MDL

N/A = not analyzed

Table 3-7. FWGWMP January 2012 Pesticides and PCBs Analytical Results

Station ID				LL3mw-242	LL4mw-199	LL11mw-007	LL12mw-187	LL12mw-242	LL12mw-245	LL12mw-246
Sample ID		MCL	USEPA RSL	FWGLL3MW-242C-1862-GW	FWGLL4MW-199C-1863-GW	FWGLL11MW-007C-1867-GW	FWGLL12MW-187C-1870-GW	FWGLL12MW-242C-1871-GW	FWGLL12MW-245C-1872-GW	FWGLL12MW-246C-1873-GW
Date Collected				1/31/2012	1/31/2012	2/1/2012	1/31/2012	1/31/2012	1/31/2012	1/31/2012
Sample Type				Grab	Grab	Grab	Grab	Grab	Grab	Grab
Analyte	Units									
4,4'-DDD	µg/L	NS	0.28	0.0095 U	0.0095 U	0.011 U	0.0095 U	0.0095 U	0.0095 U	0.0095 U
4,4'-DDE	µg/L	NS	0.2	0.0095 U	0.0095 U	0.011 U	0.0095 U	0.0095 U	0.0095 U	0.0095 U
4,4'-DDT	µg/L	NS	0.2	0.029 U	0.029 U	0.032 U	0.029 U	0.029 U	0.029 U	0.029 U
Aldrin	µg/L	NS	0.00021	0.0095 U	0.0095 U	0.011 U	0.0095 U	0.0095 U	0.0095 U	0.0095 U
alpha-BHC	µg/L	NS	0.0062	0.0095 U	0.0095 U	0.011 U	0.0095 U	0.0095 U	0.0095 U	0.0095 U
alpha-Chordane	µg/L	NS	NS	0.013 U	0.013 U	0.015 U	0.013 U	0.013 U	0.013 U	0.013 U
beta-BHC	µg/L	NS	0.022	0.0095 U	0.0095 U	0.011 U	0.0095 U	0.0095 U	0.0095 U	0.0095 U
delta-BHC	µg/L	NS	NS	0.0095 U	0.0095 U	0.011 U	0.0095 U	0.0095 U	0.0095 U	0.0095 U
Dieldrin	µg/L	NS	0.0015	0.0095 U	0.0095 U	0.011 U	0.0095 U	0.0095 U	0.0095 U	0.0095 U
Endosulfan I	µg/L	NS	78	0.012 U	0.012 U	0.014 U	0.012 U	0.012 U	0.012 U	0.012 U
Endosulfan II	µg/L	NS	78	0.011 U	0.011 U	0.013 U	0.011 U	0.011 U	0.011 U	0.011 U
Endosulfan sulfate	µg/L	NS	NS	0.010 U	0.010 U	0.012 U	0.010 U	0.010 U	0.010 U	0.010 U
Endrin	µg/L	2	1.7	0.010 U	0.010 U	0.012 U	0.010 U	0.010 U	0.010 U	0.010 U
Endrin aldehyde	µg/L	NS	NS	0.010 U	0.010 U	0.012 U	0.010 U	0.010 U	0.010 U	0.010 U
Endrin ketone	µg/L	NS	NS	0.0095 U	0.0095 U	0.011 U	0.0095 U	0.0095 U	0.0095 U	0.0095 U
gamma-BHC	µg/L	0.2	0.036	0.0095 U	0.0095 U	0.011 U	0.0095 U	0.0095 U	0.0095 U	0.0095 U
gamma-Chlordane	µg/L	NS	NS	0.011 U	0.011 U	0.013 U	0.011 U	0.011 U	0.011 U	0.011 U
Heptachlor	µg/L	0.4	0.0018	0.0095 U	0.0095 U	0.011 U	0.0095 U	0.0095 U	0.0095 U	0.0095 U
Heptachlor epoxide	µg/L	0.2	0.0033	0.0095 U	0.0095 U	0.011 U	0.0095 U	0.0095 U	0.0095 U	0.0095 U
Methoxychlor	µg/L	40	27	0.030 U	0.030 U	0.034 U	0.030 U	0.030 U	0.030 U	0.030 U
Toxaphene	µg/L	3	0.013	0.48 R	0.48 R	0.54 R	0.48 R	0.48 R	0.48 R	0.48 R
PCB- 1016	µg/L	0.5	0.96	N/A	N/A	N/A	0.19 UJ	0.19 U	0.19 U	0.19 U
PCB- 1221	µg/L	0.5	0.0043	N/A	N/A	N/A	0.19 UJ	0.19 U	0.19 U	0.19 U
PCB- 1232	µg/L	0.5	0.0043	N/A	N/A	N/A	0.19 UJ	0.19 U	0.19 U	0.19 U
PCB- 1242	µg/L	0.5	0.034	N/A	N/A	N/A	0.38 UJ	0.38 U	0.38 U	0.38 U
PCB- 1248	µg/L	0.5	0.034	N/A	N/A	N/A	0.19 UJ	0.19 U	0.19 U	0.19 U
PCB- 1254	µg/L	0.5	0.034	N/A	N/A	N/A	0.19 UJ	0.19 U	0.19 U	0.19 U
PCB- 1260	µg/L	0.5	0.034	N/A	N/A	N/A	0.19 UJ	0.19 U	0.19 U	0.19 U

Notes:

NS = no standard

Bold = detected compound above the MDL

N/A = not analyzed

Table 3-7. FWGWMP January 2012 Pesticides and PCBs Analytical Results

Station ID				CBLmw-002	CBPmw-002	DETmw-003	DETmw-004	DA2mw-108	RQLmw-007	RQLmw-008
Sample ID		MCL	USEPA RSL	FWGCBLMW-002C-1875-GW	FWGCBPMW-002C-1876-GW	FWGDETMW-003C-1877-GW	FWGDETMW-004C-1878-GW	FWGMW-108C-1879-GW	FWGRQLMW-007C-1882-GW	FWGRQLMW-008C-1883-GW
Date Collected				2/1/2012	1/31/2012	2/1/2012	2/1/2012	2/1/2012	1/30/2012	1/30/2012
Sample Type				Grab	Grab	Grab	Grab	Grab	Grab	Grab
Analyte	Units									
4,4'-DDD	µg/L	NS	0.28	N/A	0.010 U	0.0095 U	0.0095 U	N/A	0.0095 U	0.0097 U
4,4'-DDE	µg/L	NS	0.2	N/A	0.010 U	0.0095 U	0.0095 U	N/A	0.0095 U	0.0097 U
4,4'-DDT	µg/L	NS	0.2	N/A	0.031 U	0.029 U	0.029 U	N/A	0.029 U	0.029 U
Aldrin	µg/L	NS	0.00021	N/A	0.010 U	0.0095 U	0.0095 U	N/A	0.0095 U	0.0097 U
alpha-BHC	µg/L	NS	0.0062	N/A	0.010 U	0.0095 U	0.0095 U	N/A	0.0095 U	0.0097 U
alpha-Chordane	µg/L	NS	NS	N/A	0.015 U	0.013 U	0.013 U	N/A	0.013 U	0.014 U
beta-BHC	µg/L	NS	0.022	N/A	0.010 U	0.0095 U	0.0095 U	N/A	0.0095 U	0.0097 U
delta-BHC	µg/L	NS	NS	N/A	0.010 U	0.0095 U	0.0095 U	N/A	0.0095 U	0.0097 U
Dieldrin	µg/L	NS	0.0015	N/A	0.010 U	0.0095 U	0.0095 U	N/A	0.0095 U	0.0097 U
Endosulfan I	µg/L	NS	78	N/A	0.014 U	0.012 U	0.012 U	N/A	0.012 U	0.013 U
Endosulfan II	µg/L	NS	78	N/A	0.013 U	0.011 U	0.011 U	N/A	0.011 U	0.012 U
Endosulfan sulfate	µg/L	NS	NS	N/A	0.011 U	0.010 U	0.010 U	N/A	0.010 U	0.011 U
Endrin	µg/L	2	1.7	N/A	0.011 U	0.010 U	0.010 U	N/A	0.010 U	0.011 U
Endrin aldehyde	µg/L	NS	NS	N/A	0.011 U	0.010 U	0.010 U	N/A	0.010 U	0.011 U
Endrin ketone	µg/L	NS	NS	N/A	0.010 U	0.0095 U	0.0095 U	N/A	0.0095 U	0.0097 UJ
gamma-BHC	µg/L	0.2	0.036	N/A	0.010 U	0.0095 U	0.0095 U	N/A	0.0095 U	0.0097 U
gamma-Chlordane	µg/L	NS	NS	N/A	0.013 U	0.011 U	0.011 U	N/A	0.011 U	0.012 U
Heptachlor	µg/L	0.4	0.0018	N/A	0.010 U	0.0095 U	0.0095 U	N/A	0.0095 U	0.0097 U
Heptachlor epoxide	µg/L	0.2	0.0033	N/A	0.010 U	0.0095 U	0.0095 U	N/A	0.0095 U	0.0097 U
Methoxychlor	µg/L	40	27	N/A	0.033 U	0.030 U	0.030 U	N/A	0.030 U	0.031 U
Toxaphene	µg/L	3	0.013	N/A	0.52 R	0.48 R	0.48 R	N/A	0.48 R	0.49 R
PCB- 1016	µg/L	0.5	0.96	0.20 U	0.21 U	0.19 UJ	0.19 U	0.19 U	0.19 UJ	0.19 UJ
PCB- 1221	µg/L	0.5	0.0043	0.20 U	0.21 U	0.19 UJ	0.19 U	0.19 U	0.19 UJ	0.19 UJ
PCB- 1232	µg/L	0.5	0.0043	0.20 U	0.21 U	0.19 UJ	0.19 U	0.19 U	0.19 UJ	0.19 UJ
PCB- 1242	µg/L	0.5	0.034	0.40 U	0.42 U	0.38 UJ	0.38 U	0.38 U	0.38 UJ	0.39 UJ
PCB- 1248	µg/L	0.5	0.034	0.20 U	0.21 U	0.19 UJ	0.19 U	0.19 U	0.19 UJ	0.19 UJ
PCB- 1254	µg/L	0.5	0.034	0.20 U	0.21 U	0.19 UJ	0.19 U	0.19 U	0.19 UJ	0.19 UJ
PCB- 1260	µg/L	0.5	0.034	0.20 U	0.21 U	0.19 UJ	0.19 U	0.19 U	0.19 UJ	0.19 UJ

Notes:

NS = no standard

Bold = detected compound above the MDL

N/A = not analyzed

Table 3-7. FWGWMP January 2012 Pesticides and PCBs Analytical Results

Station ID				RQLmw-009	SCFmw-002	SCFmw-004
Sample ID		MCL	USEPA RSL	FWGRQLMW-009C-1884-GW	FWGSCFMW-002-1885-GW	FWGSCFMW-004-1886-GW
Date Collected				1/30/2012	1/31/2012	1/31/2012
Sample Type				Grab	Grab	Grab
Analyte	Units					
4,4'-DDD	µg/L	NS	0.28	0.0095 U	0.011 U	0.048 U
4,4'-DDE	µg/L	NS	0.2	0.0095 U	0.011 U	0.048 U
4,4'-DDT	µg/L	NS	0.2	0.029 U	0.032 U	0.14 U
Aldrin	µg/L	NS	0.00021	0.0095 U	0.011 U	0.048 U
alpha-BHC	µg/L	NS	0.0062	0.0095 U	0.011 U	0.048 U
alpha-Chordane	µg/L	NS	NS	0.013 U	0.015 U	0.067 U
beta-BHC	µg/L	NS	0.022	0.0095 U	0.011 U	0.048 U
delta-BHC	µg/L	NS	NS	0.0095 U	0.011 U	0.048 U
Dieldrin	µg/L	NS	0.0015	0.0095 U	0.011 U	0.048 U
Endosulfan I	µg/L	NS	78	0.012 U	0.014 U	0.062 U
Endosulfan II	µg/L	NS	78	0.011 U	0.013 U	0.057 U
Endosulfan sulfate	µg/L	NS	NS	0.010 U	0.012 U	0.052 U
Endrin	µg/L	2	1.7	0.010 U	0.012 U	0.052 U
Endrin aldehyde	µg/L	NS	NS	0.010 U	0.012 U	0.052 U
Endrin ketone	µg/L	NS	NS	0.0095 U	0.011 U	0.048 U
gamma-BHC	µg/L	0.2	0.036	0.0095 U	0.011 U	0.048 U
gamma-Chlordane	µg/L	NS	NS	0.011 U	0.013 U	0.057 U
Heptachlor	µg/L	0.4	0.0018	0.0095 U	0.011 U	0.048 U
Heptachlor epoxide	µg/L	0.2	0.0033	0.0095 U	0.011 U	0.048 U
Methoxychlor	µg/L	40	27	0.030 U	0.034 U	0.15 U
Toxaphene	µg/L	3	0.013	0.48 R	0.53 R	2.4 R
PCB- 1016	µg/L	0.5	0.96	0.19 U	0.21 U	0.19 U
PCB- 1221	µg/L	0.5	0.0043	0.19 U	0.21 U	0.19 U
PCB- 1232	µg/L	0.5	0.0043	0.19 U	0.21 U	0.19 U
PCB- 1242	µg/L	0.5	0.034	0.38 U	0.42 U	0.38 U
PCB- 1248	µg/L	0.5	0.034	0.19 U	0.21 U	0.19 U
PCB- 1254	µg/L	0.5	0.034	0.19 U	0.21 U	0.19 U
PCB- 1260	µg/L	0.5	0.034	0.19 U	0.21 U	0.19 U

Notes:

NS = no standard

Bold = detected compound above the MDL

N/A = not analyzed

Table 3-7. FWGWMP January 2012 Pesticides and PCBs Analytical Results

Data Qualifiers

Data qualifier flags are used in an effort to describe the quality of each piece of data for each constituent. These flags are letter codes appended to the numerical data. The following data qualifiers are specified in the USACE Louisville Chemistry Guidelines. For a complete explanation of qualifiers used for each constituent please refer to the Data Verification Summaries in Appendix E.

U The analyte was analyzed for but not detected. The numerical value preceding the U is the associated reporting limit.

J The identification of the analyte is acceptable, but the quality assurance criteria indicate that the quantitative values may be outside the normal expected range of precision (i.e., the quantitative value is estimated). Examples include:

- Results detected above the laboratory MDL but less than the laboratory reporting limit.
- MS/MSD percent recoveries outside the acceptance criteria.
- Laboratory control sample (LCS) percent recoveries outside acceptance criteria.

R Data are considered to be rejected and shall not be used. This flag denotes the failure of quality control criteria such that it cannot be determined if the analyte is present or absent from the sample [e.g., the method reporting limit (MRL) verification standard was below quality control guidelines; associated sample results that were non-detect are unusable].

UJ This flag is a combination of the U and J qualifiers, which indicate that the analyte is not present. The reported value is considered to be an estimated reporting limit (RL).

B The B flag is used for both organic and inorganic analyses when the analyte is found in the method blank or any of the field blanks. This designation overrides the Contract Laboratory Program (CLP) “B” designation when used by the laboratory as an estimated value for inorganics.

3.3 Data Verification/Validation

As discussed in Sections 2.3 and 3.2, all primary chemical data were generated by TestAmerica. RTI conducted the independent QC analysis; however, EQM did not verify RTI data. A multi-step process is conducted, which involves the lab, the ADR data program, and a data validator performing the data verification and validation of the data. During the First Step each lab analyzes the data and assigns a qualifier as necessary in full accordance with DoD QSM and LS guidelines.

Analytical data was then reviewed by qualified EQM personnel, and a report was generated according to Step 2 of the LS and the DoD QSM, with any deviations/outliers noted in the summary report. The USACE-supplied ADR program assigns qualifiers to the data, as necessary, consistent with the programmed criteria of the ADR software. Additionally, the data validator uses professional judgment to check the validity of the qualified data and either accepts, rejects, or re-qualifies the ADR results following strict DoD QSM and LS guidelines.

After this multi-step process has been completed, the resulting final ADR qualifiers may not match the original lab qualifiers that are presented on the laboratory data sheets. As a result of the data validation process, one or more of four possibilities may occur:

1. The lab assigns a B, J, or E to the data, and ADR and/or the data validator changes the qualifier to a J, UJ, U, B, or R.
2. The lab assigns no qualifier to the data, and ADR and/or the data validator assigns a J, UJ, U, B, or R to the data.
3. The lab assigns a B, J, or E to the data, and ADR and/or the data validator assigns no qualifier to the data.
4. The lab assigns a J qualifier or uses no qualifier, and ADR and/or the data validator accepts the lab designation.

For the January 2012 Sampling Event Report, the laboratory data, with laboratory-derived qualifiers that follow DoD QSM and LS criteria, are presented in Appendix C. The verification reports for the data are also presented in Appendix E, which includes the definitions of the ADR qualifiers. The data presented in Tables 3-2, 3-3, 3-5, 3-6, and 3-7 are the result of the data that has been subjected to the multi-step process of verification and validation. These tables display the final assigned data qualifier in accordance with DoD QSM and LS criteria.

Data qualifier flags are used in an effort to describe the quality of each piece of data for each constituent. These flags are letter codes appended to the numerical data. The following data qualifiers are specified in the guidelines. For a complete explanation of qualifiers used for each constituent please refer to the Data Verification Summaries in Appendix C.

- U = the analyte was analyzed for but not detected. The numerical value preceding the U is the associated reporting limit.
- J = the identification of the analyte is acceptable, but the quality assurance criteria indicate that the quantitative values may be outside the normal expected range of precision (i.e., the quantitative value is estimated). Examples include:

- Results detected above the laboratory MDL but less than the laboratory reporting limit.
- MS/MSD percent recoveries outside the acceptance criteria.
- LCS percent recoveries outside acceptance criteria.

- R = data are considered to be rejected and shall not be used. This flag denotes the failure of quality control criteria such that it cannot be determined if the analyte is present or absent from the sample (e.g., MRL verification standard was below quality control guidelines; associated sample results that were non-detect are unusable).

- UJ = a combination of the U and J qualifiers, which indicate that the analyte is not present. The reported value is considered to be an estimated reporting limit.

- B = used for organic and inorganic analyses when the analyte is found in the method blank or any of the field blanks. This designation overrides the CLP "B" designation when used by the laboratory as an estimated value for inorganics.

Thirty-five wells were sampled during a 3-day sampling event from January 30 through February 1, 2012. During the event, nine trip blanks were submitted to TestAmerica for volatile organic analysis.

Four field duplicates were collected during the sampling event in order to assess the quality and consistency of sample collection. Project requirements of 10% field duplicates were met for this sampling event. In addition, four laboratory splits were collected and analyzed in order to assess the quality and consistency of the laboratory analysis. The project requirements of taking 10% laboratory splits were met for this sampling event. One equipment rinse blank was collected during each day of the sampling event; a total of three equipment rinse blanks were collected.

For the January 2012 sampling event, the following laboratory or field contamination was identified at detections greater than ½ MRL for the field QA/QC samples.

Sample Delivery Group 240-8117

Method Blanks

- Methylene chloride was detected in the method blank at 1.44 µg/L. The methylene chloride results for samples FWGTEAM1-TRIP, FWGTEAM2-TRIP and FWGTEAM3-TRIP were qualified "B."
- The method blank from batch 240-33135 had magnesium detected at 213 µg/L. The magnesium result for sample FWGEQUIPRinse1-1894-GW was qualified "B."

Trip Blanks

Methylene chloride was detected in FWGTEAM1-TRIP at 0.69 µg/L, FWGTEAM2-TRIP at 0.73 µg/L, and FWGTEAM3-TRIP at 0.76 µg/L. No qualifications were made as there were no detected methylene chloride results for the associated field samples

Rinse Blanks, FWGEQUIPRINSE-1-1894-GW

- bis (2-ethylhexyl)phthalate was detected in FWGEQUIPRinse1-1894-GW at 1.1 µg/L. The bis (2-ethylhexyl)phthalate results for samples FWGRQLmw-007c-1882-GW, FWGRQLmw-009c-1884-GW, FWGBKGmw-021c-1856-GW, FWGB12mw-012c-1874-GW, FWGRQLmw-008c-1883-GW, FWGEBGmw-125c-1880-GW, FWGLL2mw-265c-1860-GW, FWGLL2mw-DUP1-1890-GW, and FWGLL2mw-059c-1859-GW were qualified "B" as the sample results were <10x equipment rinse contamination.
- The equipment rinse, FWGEQUIPRinse1-1894-GW, had magnesium detected at 170 µg/L. No qualifications were required as the reported detected concentrations for magnesium were above 5x magnesium contamination.
- FWGEQUIPRINSE-1-1894-GW had nitrate-nitrite detected at 0.0091 mg/L. No qualifications were made as none of the associated field samples had detected concentrations <5x contamination.

Sample Delivery Group 240-8137

Method Blanks

- Methylene chloride was detected in the method blank at 2.48 µg/L. The methylene chloride results for samples FWGTEAM1-TRIP, FWGTEAM2-TRIP, and FWGTEAM3-TRIP were qualified "B."
- The method blank from batch 240-33135 had magnesium detected at 213 µg/L. The magnesium result for sample FWGEQUIPRinse1-1894-GW was qualified "B."

Trip Blanks

- Methylene chloride was detected in FWGTEAM1-TRIP at 0.66 µg/L, FWGTEAM2-TRIP at 0.74 µg/L, and FWGTEAM3-TRIP at 0.71 µg/L. FWGEQUIPRinse2-1895-GW had acetone detected at 20 µg/L and 2-butanone at 1.1 µg/L. No qualifications were made as there were no detected methylene chloride, 2-butanone, or acetone results for the associated field samples.

Equipment Rinse , FWGEQUIPRinse2-1895-GW

- bis(2-ethylhexyl)phthalate was detected in FWGEQUIPRinse2-1895-GW at 0.95 µg/L. The bis(2-ethylhexyl)phthalate results for samples FWGLL12mw-182c-1868-GW, FWGLL12mw-DUP2-1891-GW, FWGLL12mw-242c-1871-GW, FWGSCFmw-DUP4-1893-GW, FWGCBPmw-002c-1876-GW, FWGLL1mw-065c-1858-GW, FWGLL3mw-241c-1861-GW, and FWGLL3mw-242c-1862-GW were qualified "B" as the sample results were <10x equipment rinse contamination.
- The equipment rinse, FWGEQUIPRinse1-1894-GW, had magnesium detected at 170 µg/L. No qualifications were required as the reported detected concentrations for magnesium were above 5x magnesium contamination.
- FWGEQUIPRINSE-2-1895-GW had nitrate-nitrite detected at 0.013 mg/L. The results for samples FWGLL12mw-DUP2-1891-GW, FWGLL12mw-242c-1871-GW, FWGLL12mw-246c-1873-GW, and FWGSCFmw-002-1885-GW were qualified "U" as the detected sample concentrations were <5x equipment rinse contamination.

Sample Delivery Group 240-8176

Method Blank
The method blank from batch 240-33135 had magnesium detected at 213 µg/L, and from batch 240-33141 magnesium was detected at 196 µg/L. The magnesium result for sample FWGEQUIPRinse3-1896-GW was qualified "B."

Equipment Rinse, EQUIPMENTRinse3-1896-GW
The equipment rinse, FWGEQUIPRinse3-1896-GW, had magnesium detected at 170 µg/L. No qualifications were required as the detected concentrations reported for magnesium were above 5x magnesium contamination.

For a discussion of method blank contamination please reference the Data Verification Reports and the Laboratory Case Narrative.

Laboratory analyses were performed in analytical batches of ≤20 in order to maximize efficiency and group quality control requirements. Method blanks and laboratory control samples were analyzed at a frequency of 1:20 (5%) samples or in each analytical batch, whichever was greater. Sufficient volume was provided to the laboratory in order to assess matrix spike analysis on project samples at a frequency of 1:10 (10%) samples. Matrix spike/matrix spike duplicate analysis was performed by the laboratory as batch quality control at a frequency of 1:10 (10%).

Field quality control and laboratory quality control results were evaluated as part of the verification assessment provided in Appendix E. Project requirements were met for the frequency and quality of these samples.

Table 3-8 presents the percent, by analytical method, of data that was acceptable (based on data not rejected) for use. Toxaphene results were qualified as unusable, as the LCS was not spiked for any of the prep batches. In addition, an MRL check was not analyzed for toxaphene. It was requested, following the review, that TA spike for toxaphene in subsequent quarters. The 4,6-dinitro-2-methylphenol results from WO 240-8119 were qualified as unusable because the opening MRL check did not recover. This does not, however, have any negative effect on the usability of other parameters analyzed under the same method. Rejected data do call into question the interpretation of that particular data for a given monitoring event, and it is important to correct any problems to prevent a reoccurrence for future sampling events.

All qualified data are discussed in the Data Verification Reports contained in Appendix C. All other data meet the requirements specified in the USACE Louisville Guidance Document and the QAPP associated with this site.

Table 3-8. Percent of Acceptable Data

Analytical Method	Total Number of Analytes	Number of Rejects	Percent Completeness
353.2	8	0	100
6010B	560	0	100
6020	320	0	100
7470A	40	0	100
8081A	588	28	95.2
8082	161	0	100
8260B	1599	0	100
8270C	1162	8	99.3
8270C SIM	16	0	100
8330	497	0	100
9012A	8	0	100
8330 Modified	31	0	100
WS-WC-0050	31	0	100
TOTAL	**5005**	**36**	**99.3**

SECTION 4

SUMMARY OF RESULTS

Explosive and Propellant Compounds

As shown in Table 3-2, the following explosives or propellants were detected at levels above their corresponding MCLs or RSLs during the January 2012 sampling:

- TNT at a concentration exceeding the RSL of 2.2 μg/L at LL3mw-241 (10 μg/L J).
- DNT at a concentration exceeding the RSL of 0.22 μg/L at LL2mw-059 (0.39 μg/L).
- Nitrate-Nitrite at a concentration exceeding the MCL of 1 mg/L and the RSL of 2.2 mg/L at LL12mw-185 (119 mg/L J).
- RDX at a concentration exceeding the RSL of 0.61 μg/L at LL3mw-241 (1.6 μg/L J) and DETmw-004 (2.8 μg/L).

Inorganic Elements

Several inorganic compounds were detected at levels exceeding their corresponding MCLs and/or RSLs. These included manganese, aluminum, arsenic, cobalt, thallium and iron. These compounds were also detected at concentrations exceeding the Facility-Wide Background Criteria for many of the wells. Table 4-1 presents a summary of all inorganic compounds and the associated wells that had detections exceeding MCLs or RSLs.

Volatile Organic Compounds

As shown in Table 3-5, the following VOCs were detected at levels exceeding either their corresponding MCLs or RSLs during the January 2012 sampling:

- Carbon Tetrachloride at a concentration exceeding the RSL of 0.39 μg/L at LL10mw-003 (0.47 μg/L).

Semivolatile Organic Compounds

As shown in Table 3-6, no SVOCs were detected at levels exceeding either their corresponding MCLs or the RSLs during the January 2012 sampling with the exception of bis(2-ethylhexyl)phthalate at concentrations exceeding the RSL of 0.071 μg/L for all of the detected bis(2-ethylhexyl)phthalate concentrations during this sampling event; however, the detections were attributed to blank contamination.

Pesticides and Polychlorinated Biphenyls (PCBs)

As shown in Table 3-7, no pesticides and/or PCBs were detected above the MDL or at a level exceeding either the MCL or the RSL.

Table 4-1. Inorganic Elements Detected at Concentrations Exceeding the MCLs or RSLs

Area	Well Number	Compound or Element Detected	Jan-12 Level (ug/L)	MCL (ug/L)	RSL (ug/L)	Facility-Wide Background Criteria (ug/L)
Load Line 1	LL1mw-064	Iron	**660**	300	11,000	279
		Manganese	**120**	50	320	1,020
	LL1mw-065	Manganese	**140**	50	320	1,020
Load Line 2	LL2mw-059	Arsenic	**4.1 J**	10	0.045	0
		Cobalt	**13 J**	NS	4.7	0
		Iron	**5400**	300	11,000	1,430
		Manganese	**1100**	50	320	1,340
	LL2mw-265	Manganese	**70**	50	320	1,340
Load Line 4	LL4mw-199	Arsenic	**12**	10	0.045	0
		Iron	**3800**	300	11,000	279
		Manganese	**430**	50	320	1,020
Load Line 6	LL6mw-005	Arsenic	**17**	10	11,000	0
		Iron	**1200**	300	320	1,430
		Manganese	**480**	50	320	1,340
Load Line 11	LL11mw-007	Arsenic	**20**	10	0.045	0.0
		Iron	**1100**	300	11,000	279.0
		Manganese	**210**	50	320	1,020.0
Load Line 12	LL12mw-185	Manganese	**1900**	50	320	1,020.0
	LL12mw-187	Cobalt	**9.9**	NS	4.7	0
		Manganese	**2100**	50	320	1,020.0
		Thallium	**0.39**	2	0.16	0
	LL12mw-242	Arsenic	**22**	10	0.045	0.0
		Iron	**1700**	300	11,000	279.0
		Manganese	**80**	50	320	1,020.0
	LL12mw-245	Manganese	**110**	50	320	1,020.0
	LL12mw-246	Arsenic	**31**	10	0.045	0.0
		Iron	**1300**	300	26,000	279.0
		Manganese	**66**	50	320	1,020.0
Building 1200	B12mw-012	Aluminum	**270**	200	16,000	0
		Iron	**730**	300	11,000	1,430
Central Burn Pits	CBPmw-002	Iron	**770**	300	11,000	279
		Manganese	**66**	50	320	1,020
Demolition Area #2	DETmw-003	Arsenic	**6.9 J**	10	0.045	11.7
		Iron	**1700**	300	11,000	279.0
		Manganese	**250**	50	320	1,020.0
	DA2mw-108	Iron	**1800**	300	11,000	279
		Manganese	**310**	50	320	1,020

Table 4-1. Inorganic Elements Detected at Concentrations Exceeding the MCLs or RSLs

Area	Well Number	Compound or Element Detected	Jan-12 Level (ug/L)	MCL (ug/L)	RSL (ug/L)	Facility-Wide Background Criteria (ug/L)
Erie	EBGmw-125	Iron	**2800**	300	11,000	279
		Manganese	**250**	50	320	1,020
	RQLmw-007	Arsenic	**14**	10	0.045	0
		Cobalt	**20 J**	NS	4.7	0
		Iron	**8000**	300	11,000	1,430
		Manganese	**2000**	50	320	1,340
	RQLmw-008	Arsenic	**15**	10	0.045	0
		Iron	**61000**	300	11,000	1,430
		Manganese	**670**	50	320	1,340
	RQLmw-009	Arsenic	**12**	10	0.045	0
		Iron	**5600**	300	11,000	1,430
		Manganese	**940**	50	320	1,340
Sharon Conglomerate Wells	SCFmw-002	Aluminum	**14**	200	16,000	0
		Iron	**430**	300	11,000	1,430
		Manganese	**73**	50	320	1,340
	SCFmw-004	Manganese	**730**	50	320	1,340
Winklepeck Burning Grounds	WBGmw-007	Manganese	**62**	50	320	1,020
	WBGmw-009	Manganese	**57**	50	320	1,020

Notes:

J = estimated result. Results have been qualified "J" For more details refer to Data Verification/Validation Reports in Appendix D

SECTION 5

REFERENCES

Portage Environmental, 2004. *RVAAP Facility-Wide Groundwater Monitoring Program Plan*.

SAIC. 2001. *RVAAP Facility-Wide Sampling and Analysis Plan/Quality Assurance Project Plan.*

SAIC. 2001b. *Phase II Remedial Investigation Report for the Winklepeck Burning Grounds at Ravenna Army Ammunition Plant, Ravenna, Ohio.*

SAIC/REIMS. 2005. *Table of Reported Construction Depths from REIMS Information.*

SpecPro, Inc. 2005a. *Facility-Wide Groundwater Monitoring Program Report on the April 2005 Sampling Event, Ravenna Training and Logistics Site/Ravenna Army Ammunition Plant, Ravenna, Ohio.*

SpecPro, Inc. 2005b. *Facility-Wide Groundwater Monitoring Program, Report on the July 2005 Sampling Event, Ravenna Training and Logistics Site/Ravenna Army Ammunition Plant, Ravenna, Ohio*

SpecPro, Inc. 2006a. *Facility-Wide Groundwater Monitoring Program, Annual Report for 2005, Ravenna Training and Logistics Site/Ravenna Army Ammunition Plant, Ravenna, Ohio*

SpecPro, Inc. 2006b. *Facility-Wide Groundwater Monitoring Program, Report on the March 2006 Sampling Event, Ravenna Army Ammunition Plant, Ravenna, Ohio*

SpecPro, Inc. 2006c. *Facility-Wide Groundwater Monitoring Program, Report on the May 2006 Sampling Event, Ravenna Army Ammunition Plant, Ravenna, Ohio*

SpecPro, Inc. 2006d. (Draft) *Facility-Wide Groundwater Monitoring Program, Annual Report for 2006, Ravenna Army Ammunition Plant, Ravenna, Ohio*

SpecPro, Inc. 2007a. *Facility-Wide Groundwater Monitoring Program, Report on the July 2006 Sampling Event, Ravenna Army Ammunition Plant, Ravenna, Ohio*

SpecPro, Inc. 2007b. *Facility-Wide Groundwater Monitoring Program, Report on the October 2006 Sampling Event, Ravenna Army Ammunition Plant, Ravenna, Ohio*

SpecPro, Inc. 2007c. *Facility-Wide Groundwater Monitoring Program, Report on the January 2006 Sampling Event, Ravenna Army Ammunition Plant, Ravenna, Ohio.*

Environmental Quality Management, Inc. 2007d. *Facility-Wide Groundwater Monitoring Program, Report on the April 2007 Sampling Event, Ravenna Army Ammunition Plant, Ravenna, Ohio*.

Environmental Quality Management, Inc. 2007e. *Facility-Wide Groundwater Monitoring Program, Report on the July 2007 Sampling Event, Ravenna Army Ammunition Plant, Ravenna, Ohio*.

Environmental Quality Management, Inc. 2007f. *Facility-Wide Groundwater Monitoring Program, Report on the October 2007 Sampling Event, Ravenna Army Ammunition Plant, Ravenna, Ohio*.

Environmental Quality Management, Inc. 2008a, *Facility-Wide Groundwater Monitoring Program, Report on the January 2008 Sampling Event, Ravenna Army Ammunition Plant, Ravenna, Ohio*.

Environmental Quality Management, Inc. 2008b. *Facility-Wide Groundwater Monitoring Program, Report on the April 2008 Sampling Event, Ravenna Army Ammunition Plant, Ravenna, Ohio*.

Environmental Quality Management, Inc. 2008c. *Facility-Wide Groundwater Monitoring Program, Report on the July 2008 Sampling Event, Ravenna Army Ammunition Plant, Ravenna, Ohio*.

Environmental Quality Management, Inc. 2008d. *Facility-Wide Groundwater Monitoring Program, Report on the October 2008 Sampling Event, Ravenna Army Ammunition Plant, Ravenna, Ohio*.

Environmental Quality Management, Inc. 2009a. *Facility-Wide Groundwater Monitoring Program, Report on the January 2009 Sampling Event, Ravenna Army Ammunition Plant, Ravenna, Ohio*.

Environmental Quality Management, Inc. 2009b. *Facility-Wide Groundwater Monitoring Program, Report on the April 2009 Sampling Event, Ravenna Army Ammunition Plant, Ravenna, Ohio*.

Environmental Quality Management, Inc. 2009c. *Facility-Wide Groundwater Monitoring Program, Report on the July 2009 Sampling Event, Ravenna Army Ammunition Plant, Ravenna, Ohio*.

Environmental Quality Management, Inc. 2009c. *Facility-Wide Groundwater Monitoring Program, Report on the October 2009 Sampling Event, Ravenna Army Ammunition Plant, Ravenna, Ohio*.

Environmental Quality Management, Inc. 2010. *Facility-Wide Groundwater Monitoring Program, Report on the January 2010 Sampling Event, Ravenna Army Ammunition Plant, Ravenna, Ohio*.

Environmental Quality Management, Inc. 2010. *Facility-Wide Groundwater Monitoring Program, Report on the July 2010 Sampling Event, Ravenna Army Ammunition Plant, Ravenna, Ohio*.

Environmental Quality Management, Inc. 2010. *Facility-Wide Groundwater Monitoring Program, Report on the October 2010 Sampling Event, Ravenna Army Ammunition Plant, Ravenna, Ohio*.

Environmental Quality Management, Inc. 2011. *Facility-Wide Groundwater Monitoring Program, Report on the January 2011 Sampling Event, Ravenna Army Ammunition Plant, Ravenna, Ohio*.

Environmental Quality Management, Inc. 2011. *Facility-Wide Groundwater Monitoring Program, Report on the April 2011 Sampling Event, Ravenna Army Ammunition Plant, Ravenna, Ohio*.

Environmental Quality Management, Inc. 2011. *Facility-Wide Groundwater Monitoring Program, Report on the July 2011 Sampling Event, Ravenna Army Ammunition Plant, Ravenna, Ohio*.

Environmental Quality Management, Inc. 2011. *Facility-Wide Groundwater Monitoring Program, Report on the October 2011 Sampling Event, Ravenna Army Ammunition Plant, Ravenna, Ohio*.

APPENDIX A

CURRENT MONITORING WELL SCHEDULE AND ANALYTES

Semiannual Analyte List

Well Location	VOCs	SVOCs			Metals[d]	Explosives	Pesticides	PCBs	Nitrate	Cyanide
		Nitroaromatics & Phthalates[a]	Phenols[b]	PAHs[c]						
SCFmw-002	x	x	x	x	x	x	x	x	x	
SCFmw-004	x	x	x		x	x	x	x		
LL1mw-064	x	x			x	x	x			
LL1mw-065	x	x			x	x	x			
LL2mw-059	x	x	x		x	x	x	x		
LL2mw-265	x	x	x		x	x	x	x		
LL3mw-241	x	x			x	x	x			
LL3mw-242	x	x			x	x	x			
LL4mw-199	x	x			x	x	x			
LL6mw-002		x		x	x					
LL6mw-005		x		x	x					
LL10mw-003	x				x					
LL11mw-007	x	x			x	x	x			
LL12mw-182		x								
LL12mw-185					x				x	
LL12mw-187	x	x	x	x	x	x	x	x	x	
LL12mw-242	x	x	x	x	x	x	x	x	x	
LL12mw-245	x	x	x	x	x	x	x	x	x	
LL12mw-246	x	x	x	x	x	x	x	x	x	
BKGmw-005	x	x			x	x	x	x		
BKGmw-021	x	x			x	x	x	x		
CBLmw-002		x		x				x		
CBPmw-002		x			x		x	x		
B12mw-012		x		x	x					
WBGmw-006	x	x			x	x				
WBGmw-007	x	x			x	x				
WBGmw-009	x	x			x	x				
DA2mw-108		x			x	x		x		
DET-003	x	x	x	x	x	x	x	x		x
DET-004	x	x	x	x	x	x	x	x		x
NTAmw-109	x	x		x	x			x		
EBGmw-125		x			x					
RQLmw-007	x	x	x	x	x	x	x	x		x
RQLmw-008	x	x	x	x	x	x	x	x		x
RQLmw-009	x	x	x	x	x	x	x	x		x

[a] Analyte list includes: 2,4-Dinitrotoluene, 2,6-Dinitrotoluene, Bis(2-ethylhexyl)phthalate, Butyl benzyl phthalate, Diethyl phthalate, Dimethyl phthalate, Di-n-butyl phthalate, Di-n-octyl phthalate, and Nitrobenzene

[b] Analyte list includes: 2,4,5-Trichlorophenol, 2,4,6-Trichlorophenol, 2,4-Dichlorophenol, 2,4-Dimethylphenol, 2,4-Dinitrophenol, 2-Chlorophenol, 2-Methylphenol, 2-Nitrophenol, 4,6-Dinitro-2-methylphenol, 4-Chloro-3-methylphenol, 3&4 Methylphenol, 4-Nitrophenol, Pentachlorophenol, and Phenol

[c] Analyte list includes: Acenaphthene, Acenaphthylene, Anthracene, Benzo(a)anthracene, Benzo(a)pyrene, Benzo(b)fluoranthene, Benzo(g,h,i)perylene, Benzo(k)fluoranthene, Chrysene, Dibenz(a,h)anthracene, Fluoranthene, Fluorene, Indeno(1,2,3-cd)pyrene, Naphthalene, Phenanthrene, and Pyrene.

[d] Analyte list includes: Aluminum, Antimony, Arsenic, Barium, Beryllium, Cadmium, Calcium, Chromium, Cobalt, Copper, Iron, Lead, Magnesium, Manganese, Mercury, Nickel, Potassium, Selenium, Silver, Sodium, Thallium, Vanadium, and Zinc.

APPENDIX B

WATER-LEVEL MEASUREMENTS/FIELD LOG BOOK/SAMPLE AND PURGE RECORDS/DAILY QUALITY CONTROL REPORTS

Signature Page

January 2012 FWGMP Semi-Annual Monitoring Well Event
Field Personnel Abbreviations and Signatures Page

Field Personnel

Name	Affiliation	Initials
Angye S. Dragotta	EQM	AD/ASD
Colleen A. Lear	EQM	CL/CAL
Erik Corbin	EQM	EC
John Miller	EQM	JM
Phil Heikkila	EQM	PH
Stephen Stuergon	EQM	SS
Scott A. Spesshardt	EQM	SAS

Project and Field Leads

Name, Title, Affiliation

John Miller, Project Manager / QC Check, EQM

Signature: _____

Colleen A. Lear, Field Manager / QC Check, EQM

Signature: _____

Erik Corbin, Sample Manager, EQM

Signature: _____

Comprehensive Water Level Measurements

COMPREHENSIVE WATER LEVEL MEASUREMENTS

RVAAP FACILITY-WIDE GROUNDWATER MONITORING PROGRAM

January 2012

Well Number	Location	Date	Time	Depth to Water*	Depth to Bottom	Description of bottom	Instrument/Serial Number
B12mw-012	Building 1200	31-Jan-12	10:45	16.59	24.81	hard	05767
BGKmw-021	Background	31-Jan-12	11:56	12.19	21.44	hard	05767
BKGmw-005	Background	31-Jan-12	9:39	9.91	20.88	hard	05767
CBLmw-002	C-Block Quarry	31-Jan-12	10:25	34.98	47.32	hard	05767
CBPmw-002	Central Burn Pits	31-Jan-12	11:00	7.08	31.72	hard	05767
DA2mw-108	Demo.Area 2	31-Jan-12	9:30	6.18	17.27	hard	05767
DETmw-003	Demo.Area 2	31-Jan-12	9:20	9.07	15.86	hard	05767
DETmw-004	Demo.Area 2	30-Jan-12	16:20	9.59	13.9	hard	05767
EBGmw-125	Erie Burning Grounds	31-Jan-12	10:40	1.13	27.44	hard	05767
LL10mw-003	Loadline 10	01-Feb-12	9:10	17.38	28.5	hard	05767
LL11mw-007	Loadline 11	31-Jan-12	9:35	13.13	25.29	hard	05767
LL12mw-088	Loadline 12	31-Jan-12	9:10	6.55	27.42	hard	05767
LL12mw-107	Loadline 12	30-Jan-12	15:40	7.8	33.64	hard	05767
LL12mw-113	Loadline 12	30-Jan-12	13:10	4.92	20.75	soft	05767
LL12mw-128	Loadline 12	30-Jan-12	13:45	8.08	34.01	hard	05767
LL12mw-153	Loadline 12	30-Jan-12	12:25	5.05	25.05	hard	05767
LL12mw-154	Loadline 12	30-Jan-12	15:50	7.29	28.69	medium	05767
LL12mw-182	Loadline 12	30-Jan-12	16:10	8.29	38.12	hard	05767
LL12mw-183	Loadline 12	30-Jan-12	17:10	10.86	36.5	hard	05767
LL12mw-184	Loadline 12	31-Jan-12	9:25	10.5	31.35	hard	05767
LL12mw-185	Loadline 12	30-Jan-12	16:15	6.85	23.2	hard	05767
LL12mw-186	Loadline 12	31-Jan-12	8:30	5.08	20.96	hard	05767
LL12mw-187	Loadline 12	30-Jan-12	13:30	7.69	29.9	hard	05767

*All measurements from top of casing

COMPREHENSIVE WATER LEVEL MEASUREMENTS

RVAAP FACILITY-WIDE GROUNDWATER MONITORING PROGRAM

January 2012

Well Number	Location	Date	Time	Depth to Water*	Depth to Bottom	Description of bottom	Instrument/Serial Number
LL12mw-188	Loadline 12	30-Jan-12	12:30	4.91	22.01	hard	05767
LL12mw-189	Loadline 12	31-Jan-12	8:10	3.19	19.57	hard	05767
LL12mw-242	Loadline 12	30-Jan-12	17:45	6.15	28.71	hard	05767
LL12mw-243	Loadline 12	30-Jan-12	15:10	8.44	24.31	hard	05767
LL12mw-244	Loadline 12	30-Jan-12	17:30	8.18	30.82	soft	05767
LL12mw-245	Loadline 12	30-Jan-12	15:30	7.44	29.45	hard	05767
LL12mw-246	Loadline 12	30-Jan-12	17:20	14.54	34.95	hard	05767
LL1mw-064	Loadline 1	30-Jan-12	12:00	0	20.74	hard, 31"SU	05767
LL1mw-065	Loadline 1	31-Jan-12	10:55	9.49	23.08	hard	05767
LL2mw-059	Loadline 2	31-Jan-12	10:35	12.4	21.85	hard	05767
LL2mw-265	Loadline 2	31-Jan-12	13:30	8.78	24.38	hard	05767
LL3mw-241	Loadline 3	31-Jan-12	13:45	7.11	25.53	hard	05767
LL3mw-242	Loadline 3	31-Jan-12	13:40	13.22	22.49	hard	05767
LL4mw-199	Loadline 4	31-Jan-12	10:20	6.18	23.14	medium	05767
LL6mw-002	Loadline 6	01-Feb-12	9:15	12.95	24.49	hard	05767
LL6mw-005	Loadline 6	31-Jan-12	11:30	10.48	22.06	medium	05767
NCAmw-109	NACA Test Area	31-Jan-12	10:30	10.39	20.91	soft	05767
RQLmw-007	Ramsdell Quarry Landfill	01-Feb-12	9:20	4.32	18.55	hard	05767
RQLmw-008	Ramsdell Quarry Landfill	31-Jan-12	11:25	4.5	18.6	hard	05767
RQLmw-009	Ramsdell Quarry Landfill	31-Jan-12	11:15	3.69	18.78	hard	05767
SCFmw-002	Sharon Conglomerate	31-Jan-12	8:45	17.6	150.3	hard	05767
SCFmw-004	Sharon Conglomerate	31-Jan-12	9:02	-0.25	112.5	hard	05767
WBGmw-006	Winklepeck Burning Grounds	30-Jan-12	11:30	5.01	20.27	hard	05767
WBGmw-007	Winklepeck Burning Grounds	30-Jan-12	11:35	16.09	24.46	hard	05767
WBGmw-009	Winklepeck Burning Grounds	30-Jan-12	11:45	10.88	24.4	hard	05767

*All measurements from top of casing

Static Water Level Measurements

EQM MONITOR WELL STATIC WATER LEVEL FORM

PROJECT NAME: **RVAAP** PROJECT NUMBER: **030174.0016.001**

FIELD BOOK#: 2 DATE: 1/30/2012

Monitor Well Number	Location	Total Well Depth (ft)	Water Level Indicator	Sampler	Time	Depth to Static Water Level (ft)	Sounding	PID Reading (above bkgrnd)
BKGmw-021	Background		2911	CAL	12:30	12.17		0
	Cmt:Good, clear							
B12mw-012	Building 120		2911	CAL	13:50	16.55		0
	Cmt:Good, orange tint							
EBGmw-125	Erie Burning		2911	CAL	16:53	11.12		0
	Cmt:Good, tinted tan							
LL10mw-003	Loadline 10		1266	EC	16:45	17.32		0
	Cmt:Good,							
LL12mw-185	Loadline 12		05769	SAS	17:00	6.84		0
	Cmt:Good,							
LL2mw-265	Loadline 2		05769	SAS	12:30	8.75		0
	Cmt:Good,							
LL2mw-059	Loadline 2		05769	SAS	14:39	12.25		0
	Cmt:Good,							
RQLmw-007	Ramsdell Qu		1266	EC	12:45	4.35		0
	Cmt:Good,							
RQLmw-009	Ramsdell Qu		1266	EC	14:05	3.04		0
	Cmt:Good,							
RQLmw-008	Ramsdell Qu		2911	CAL	14:50	4.45		0
	Cmt:Good,							

EQM MONITOR WELL STATIC WATER LEVEL FORM

PROJECT NAME: **RVAAP** PROJECT NUMBER: **030174.0016.001**

FIELD BOOK#: 2 DATE: 1/31/2012

Monitor Well Number	Location	Total Well Depth (ft)	Water Level Indicator	Sampler	Time	Depth to Static Water Level (ft)	Sounding	PID Reading (above bkgrnd)
CBPmw-002	Central Burn		QED	CAL	15:26	6.98		0
	Cmt:Good, cldy grey, run extra to decr turb @1542= 803 and1545 = 758 ntu							
LL1mw-065	Loadline 1		05769	SAS	8:30	9.4		0
	Cmt:Good,							
LL1mw-064	Loadline 1		05769	SAS	10:15			0
	Cmt:Good,							
LL12mw-245	Loadline 12		1266	EC	9:45	6.95		0
	Cmt:Good,							
LL12mw-182	Loadline 12		1266	EC	9:45	7.72		0
	Cmt:Good,							
LL12mw-187	Loadline 12		1266	EC	13:05	7.4		0
	Cmt:Good,							
LL12mw-242	Loadline 12		1266	EC	14:00	7.01		0
	Cmt:Good,							
LL12mw-246	Loadline 12		1266	EC	15:20	14.15		0
	Cmt:Good,							
LL3mw-241	Loadline 3		05769	SAS	11:50	7.17		0
	Cmt:Good,							
LL3mw-242	Loadline 3		05769	SAS	13:25	12.21		0
	Cmt:Good,							
LL4mw-199	Loadline 4		05769	SAS	15:10	6.09		0
	Cmt:Good,							
LL6mw-005	Loadline 6		05769	SAS	16:45	10.69		0
	Cmt:Good,							
SCFmw-004	Sharon Con		QED	CAL	9:02	-0.25		0
	Cmt:Good,							
SCFmw-002	Sharon Con		QED	CAL	11:56	17.6		0
	Cmt:Good,							

EQM MONITOR WELL STATIC WATER LEVEL FORM

PROJECT NAME: **RVAAP** PROJECT NUMBER: **030174.0016.001**

FIELD BOOK#: 2 DATE: 2/1/2012

Monitor Well Number	Location	Total Well Depth (ft)	Water Level Indicator	Sampler	Time	Depth to Static Water Level (ft)	Sounding	PID Reading (above bkgrnd)
BKGmw-005	Background		QED	CAL	9:03	9.93		0
	Cmt:Good,							
CBLmw-002	C-Block Qua		QED	CAL	10:01	34.75		0
	Cmt:Good,							
DET-004	Demo.Area		05769	SAS	8:59			0
	Cmt:Good,							
DET-003	Demo.Area		05769	SAS	9:30	9.07		0
	Cmt:Good,							
DA2mw-108	Demo.Area		05769	SAS	11:30	6.21		0
	Cmt:Good,							
LL11mw-007	Loadline 11		QED	CAL	10:59	13.11		
	Cmt:Good, orange							
LL6mw-002	Loadline 6		QED	CAL	12:50	17.94		0
	Cmt:Good, run extra to decrease turbidity							
NTAmw-109	NACA Test		QED	CAL	12:02	10.43		0
	Cmt:Good, orange							
WBGmw-007	Winklepeck		1266	EC	9:10	16.06		0
	Cmt:Good,							
WBGmw-006	Winklepeck		1266	EC	10:20	4.93		0
	Cmt:Good,							
WBGmw-009	Winklepeck		1266	AD	11:45	10.46		0
	Cmt:Good,							

Purge/Sample Records

EQM MONITOR WELL PURGING FORM

PROJECT NAME: **RVAAP** PROJECT NUMBER: **030174.0016.001**

LOCATION: BACKGROUND DATE: 2/1/2012 START TIME: 9:03

WELL ID: BKGmw-005

WELL DEPTH: _____ INITIAL WATER LEVEL: 9.93

WELL DIAMETER 2 in. SCREEN INTERVAL: 8.2 - 18.2

PUMP/PURGING DEVICE: BP - BLADDER PUMP PUMP INTAKE DEPTH: 16.2

PUMP READINGS: Throttle: 50 Recharge: 12 Discharge: 3

COMMENTS Clear Odor:None

TIME	WATER LEVEL (btoc)	PURGE RATE L/min)	VOLUME PURGED (L)	TEMP. (°C)	SPECIFIC CONDUCT. (mS/cm)	DO (mg/L)	pH	Turb (NTU)	ORP (mV)
9:10	9.99	0.18	0.25	8.38	0.799	12.31	5.64	155	178
9:13	10.00	0.18	0.54	8.37	0.735	10.52	5.97	204	167
9:16	10.02	0.19	0.57	8.34	0.729	10.48	6.02	231	167
9:19	10.04	0.19	0.57	8.35	0.719	10.61	6.07	222	163

Note: Condition of the well: See STATIC WATER LEVEL FORM

Field Personnel: CAL

EQM FIELD SAMPLING REPORT

PROJECT: **RVAAP** LOCATION: **BACKGROUN** PROJECT NO.: **030174.0016.001**

SAMPLE INFORMATION

WELL: BKGmw-005 SampleID: FWGBKGmw-005C-1855-GW/GF DupIID:

SplitID: RinseID:

MATRIX: WG - Ground Water SAMPLING METHOD: BP - Bladder Pump MS/MSD: N

GRAB: Y COMPOSITE: N DATE: 2/1/2012 TIME: 9:22

FIELD READINGS / OBSERVATIONS

	Turb (NTU):	221	Color:	Clear
	ORP (mV):	164	Odor:	None

pH: 6.08 Temperature (°C): 8.34 DO (mg/L): 10.65 Specific Conductivity (mS/cm): 0.717

GENERAL INFORMATION

SUN/OVERCAST: Overcast PERCIPITATION: N WIND DIRECTION: SW AMBIENT TEMP (°F): 45

SHIPPED VIA: Lab Pickup

SHIPPED TO: Testamerica

SAMPLER: CAL Cmt:

CONTAINER		PRESERVATIVE	ANALYTICAL METHOD	ANALYSIS
SIZE/TYPE	*NUMBER*			
1L/Amber	1	4C	8330	Explo
40ml/Vial	3	HCl	8260	VOC
1L/Amber	2	4C	8270	SVOC
1L/Amber	2	4C	8082	PCB
1L/Amber	2	4C	353.2/8330	Propellants
1L/Poly	1	HNO3	6010/6020/7470	Metals
1L/Amber	2	4C	8081	Pest

EQM MONITOR WELL PURGING FORM

PROJECT NAME: **RVAAP** PROJECT NUMBER: **030174.0016.001**

LOCATION: BACKGROUND DATE: 1/30/2012 START TIME: 12:30

WELL ID: BKGmw-021

WELL DEPTH: INITIAL WATER LEVEL: 12.17

WELL DIAMETER 2 in. SCREEN INTERVAL: 7.7 - 17.8

PUMP/PURGING DEVICE: BP - BLADDER PUMP PUMP INTAKE DEPTH: 15.8

PUMP READINGS: Throttle: 50 Recharge: 12 Discharge: 3

COMMENTS clear Clear Odor:None

TIME	WATER LEVEL (btoc)	PURGE RATE L/min)	VOLUME PURGED (L)	TEMP. (°C)	SPECIFIC CONDUCT. (mS/cm)	DO (mg/L)	pH	Turb (NTU)	ORP (mV)
12:40	12.21	0.18	0.25	8.8	0.977	10.05	6.07	101	259
12:43	12.23	0.19	0.57	9.09	0.976	10.17	6.24	127	255
12:46	12.25	0.18	0.54	9.47	0.985	10.58	6.35	72	251
12:49	12.24	0.18	0.54	9.57	0.989	10.81	6.42	65.5	249
12:52	12.24	0.18	0.54	9.61	0.986	11.14	6.44	47	247

Note: Condition of the well: See STATIC WATER LEVEL FORM

Field Personnel: CAL

EQM FIELD SAMPLING REPORT

PROJECT: **RVAAP** LOCATION: **BACKGROUN** PROJECT NO.: **030174.0016.001**

SAMPLE INFORMATION

WELL: BKGmw-021 SampleID: FWGBKGmw-021C-1856-GW/GF DupIID:

SplitID: RinseID:

MATRIX: WG - Ground Water SAMPLING METHOD: BP - Bladder Pump MS/MSD: N

GRAB: **Y** COMPOSITE: **N** DATE: 1/30/2012 TIME: 12:58

FIELD READINGS / OBSERVATIONS

	Turb (NTU):	32.8	Color:	Clear
	ORP (mV):	246	Odor:	None

pH: 6.47 Temperature (°C): 9.61 DO (mg/L): 11.34 Specific Conductivity (mS/cm): 0.994

GENERAL INFORMATION

SUN/OVERCAST: Overcast PERCIPITATION: N WIND DIRECTION: N AMBIENT TEMP (°F): 28

SHIPPED VIA: Lab Pickup

SHIPPED TO: Testamerica

SAMPLER: CAL Cmt:

CONTAINER		PRESERVATIVE	ANALYTICAL METHOD	ANALYSIS
SIZE/TYPE	*NUMBER*			
40ml/Vial	3	HCl	8260	VOC
1L/Amber	2	4C	8270	SVOC
1L/Amber	2	4C	8081	Pest
1L/Amber	2	4C	8082	PCB
1L/Amber	1	4C	8330	Explo
1L/Amber	2	4C	353.2/8330	Propellants
1L/Poly	1	HNO3	6010/6020/7470	Metals

EQM MONITOR WELL PURGING FORM

PROJECT NAME: **RVAAP** PROJECT NUMBER: **030174.0016.001**

LOCATION: BUILDING 120 DATE: 1/30/2012 START TIME: 13:50

WELL ID: B12mw-012

WELL DEPTH: INITIAL WATER LEVEL: 16.55

WELL DIAMETER 2 in. SCREEN INTERVAL: 12 - 22

PUMP/PURGING DEVICE: BP - BLADDER PUMP PUMP INTAKE DEPTH: 20.0

PUMP READINGS: Throttle: 50 Recharge: 12 Discharge: 3

COMMENTS orange tint Orange Odor:None

TIME	WATER LEVEL (btoc)	PURGE RATE L/min)	VOLUME PURGED (L)	TEMP. (°C)	SPECIFIC CONDUCT. (mS/cm)	DO (mg/L)	pH	Turb (NTU)	ORP (mV)
13:51	16.63	0.12	0.25	7.48	0.553	11.91	6.98	380	253
13:54	16.70	0.12	0.36	8.14	0.544	9.75	6.72	420	257
13:57	16.81	0.12	0.36	8.4	0.543	9.93	6.56	402	256
14:00	16.93	0.12	0.36	8.79	0.544	10.15	6.47	393	254
14:02	17.05	0.12	0.24	9.05	0.543	10.56	6.37	404	253
14:05	17.18	0.12	0.36	9.18	0.544	10.83	6.3	446	251
14:08	17.30	0.12	0.36	9.05	0.538	11.1	6.25	450	252
14:11	17.39	0.12	0.36	9.06	0.539	11.31	6.2	478	252

Note: Condition of the well: See STATIC WATER LEVEL FORM

Field Personnel: CAL

EQM FIELD SAMPLING REPORT

PROJECT: **RVAAP** LOCATION: **BUILDING 120** PROJECT NO.: **030174.0016.001**

SAMPLE INFORMATION

WELL: B12mw-012 SampleID: FWGB12mw-012C-1874-GW/GF DuplID:

SplitID: RinseID:

MATRIX: WG - Ground Water SAMPLING METHOD: BP - Bladder Pump MS/MSD: N

GRAB: Y COMPOSITE: N DATE: 1/30/2012 TIME: 14:12

FIELD READINGS / OBSERVATIONS

	Turb (NTU):	480	Color:	Orange
	ORP (mV):	250	Odor:	None

pH: 6.22 Temperature (°C): 8.92 DO (mg/L): 11.33 Specific Conductivity (mS/cm): 0.539

GENERAL INFORMATION

SUN/OVERCAST: Overcast PERCIPITATION: N WIND DIRECTION: N AMBIENT TEMP (°F): 25

SHIPPED VIA: Lab Pickup

SHIPPED TO: Testamerica

SAMPLER: CAL Cmt:

CONTAINER		PRESERVATIVE	ANALYTICAL METHOD	ANALYSIS
SIZE/TYPE	*NUMBER*			
1L/Poly	1	HNO3	6010/6020/7470	Metals
1L/Amber	2	4C	8270	SVOC

EQM MONITOR WELL PURGING FORM

PROJECT NAME: **RVAAP** PROJECT NUMBER: **030174.0016.001**

LOCATION: C-BLOCK QUA DATE: 2/1/2012 START TIME: 10:01

WELL ID: CBLmw-002

WELL DEPTH: _____ INITIAL WATER LEVEL: 34.75

WELL DIAMETER 2 in. SCREEN INTERVAL: 34.5 - 44.5

PUMP/PURGING DEVICE: BP - BLADDER PUMP PUMP INTAKE DEPTH: 42.5

PUMP READINGS: Throttle: 60 Recharge: 12 Discharge: 3

COMMENTS Clear Odor:None

TIME	WATER LEVEL (btoc)	PURGE RATE L/min)	VOLUME PURGED (L)	TEMP. (°C)	SPECIFIC CONDUCT. (mS/cm)	DO (mg/L)	pH	Turb (NTU)	ORP (mV)
10:08	34.60	0.2	0.25	10.27	0.167	11.97	5.97	73.6	189
10:11	34.77	0.2	0.6	10.56	0.168	11.93	5.6	62.1	200
10:14	34.79	0.2	0.8	10.71	0.162	11.93	5.42	54.6	207
10:17	34.84	0.2	0.6	10.87	0.157	12.03	5.27	48.8	212
10:20	34.89	0.2	0.6	10.84	0.155	12.07	5.17	39.1	214
10:23	34.92	0.2	0.6	10.7	0.154	12.17	5.14	36.4	216
10:26	34.91	0.2	0.6	10.75	0.153	12.17	5.11	35.3	217

Note: Condition of the well: See STATIC WATER LEVEL FORM

Field Personnel: CAL

EQM FIELD SAMPLING REPORT

PROJECT: **RVAAP** LOCATION: **C-BLOCK QU** PROJECT NO.: **030174.0016.001**

SAMPLE INFORMATION

WELL: CBLmw-002 SampleID: FWGCBLmw-002C-1875-GW DuplID:

SplitID: RinseID:

MATRIX: WG - Ground Water SAMPLING METHOD: BP - Bladder Pump MS/MSD: N

GRAB: Y COMPOSITE: N DATE: 2/1/2012 TIME: 10:32

FIELD READINGS / OBSERVATIONS

	Turb (NTU):	32.7	Color:	Clear
	ORP (mV):	219	Odor:	None

pH: 5.09 Temperature (°C): 10.74 DO (mg/L): 12.19 Specific Conductivity (mS/cm): 0.152

GENERAL INFORMATION

SUN/OVERCAST: Sunny PERCIPITATION: N WIND DIRECTION: W AMBIENT TEMP (°F): 45

SHIPPED VIA: Lab Pickup

SHIPPED TO: Testamerica

SAMPLER: CAL Cmt:

CONTAINER		PRESERVATIVE	ANALYTICAL METHOD	ANALYSIS
SIZE/TYPE	*NUMBER*			
1L/Amber	2	4C	8270	SVOC
1L/Amber	2	4C	8082	PCB

EQM MONITOR WELL PURGING FORM

PROJECT NAME: **RVAAP** PROJECT NUMBER: **030174.0016.001**

LOCATION: CENTRAL BUR DATE: 1/31/2012 START TIME: 15:26

WELL ID: CBPmw-002

WELL DEPTH: INITIAL WATER LEVEL: 6.98

WELL DIAMETER 2 in. SCREEN INTERVAL: 19.5 - 29.5

PUMP/PURGING DEVICE: BP - BLADDER PUMP PUMP INTAKE DEPTH: 27.5

PUMP READINGS: Throttle: 50 Recharge: 12 Discharge: 3

COMMENTS cldy grey, run extra to decr turb @1542= 803 and1545 = 758 ntu cldy grey Odor:None

TIME	WATER LEVEL (btoc)	PURGE RATE L/min)	VOLUME PURGED (L)	TEMP. (°C)	SPECIFIC CONDUCT. (mS/cm)	DO (mg/L)	pH	Turb (NTU)	ORP (mV)
15:30	7.14	0.16	0.25	11.44	1.78	13.84	7.25	900	-76
15:33	7.60	0.16	0.48	11.11	1.77	13.1	7.2	890	-74
15:36	7.91	0.16	0.48	10.99	1.76	12.45	7.15	874	-70
15:39	8.32	0.16	0.48	10.96	1.75	12.05	7.12	821	-68

Note: Condition of the well: See STATIC WATER LEVEL FORM

Field Personnel: CAL

EQM FIELD SAMPLING REPORT

PROJECT: **RVAAP** LOCATION: **CENTRAL BU** PROJECT NO.: **030174.0016.001**

SAMPLE INFORMATION

WELL: CBPmw-002 SampleID: FWGCBPmw-002C-1876-GW/GF DupIID:

SplitID: RinseID: FWGEQUIPRinse2-1895-GW

MATRIX: WG - Ground Water SAMPLING METHOD: BP - Bladder Pump MS/MSD: N

GRAB: Y COMPOSITE: N DATE: 1/31/2012 TIME: 15:48

FIELD READINGS / OBSERVATIONS

	Turb (NTU):	690	Color:	cldy grey
	ORP (mV):	-66	Odor:	None

pH: 7.13 Temperature (°C): 11 DO (mg/L): 11.98 Specific Conductivity (mS/cm): 176

GENERAL INFORMATION

SUN/OVERCAST: Overcast PERCIPITATION: N WIND DIRECTION: NW AMBIENT TEMP (°F): 45

SHIPPED VIA: Lab Pickup

SHIPPED TO: Testamerica

SAMPLER: CAL Cmt: extra purge to try & decrease turbidity

CONTAINER		PRESERVATIVE	ANALYTICAL METHOD	ANALYSIS
SIZE/TYPE	*NUMBER*			
1L/Amber	2	4C	8082	PCB
1L/Amber	2	4C	8081	Pest
1L/Amber	2	4C	8270	SVOC
1L/Poly	1	HNO3	6010/6020/7470	Metals

EQM MONITOR WELL PURGING FORM

PROJECT NAME: **RVAAP** PROJECT NUMBER: **030174.0016.001**

LOCATION: DEMO.AREA 2 DATE: 2/1/2012 START TIME: 11:30

WELL ID: DA2mw-108

WELL DEPTH: _____ INITIAL WATER LEVEL: 6.21

WELL DIAMETER 2 in. SCREEN INTERVAL: 9.3 - 14.3

PUMP/PURGING DEVICE: BP - BLADDER PUMP PUMP INTAKE DEPTH: 12.3

PUMP READINGS: Throttle: 20 Recharge: 10 Discharge: 5

COMMENTS Clear Odor:None

TIME	WATER LEVEL (btoc)	PURGE RATE L/min)	VOLUME PURGED (L)	TEMP. (°C)	SPECIFIC CONDUCT. (mS/cm)	DO (mg/L)	pH	Turb (NTU)	ORP (mV)
11:34	6.45	0.25	0.25	9.48	0.691	2.53	7.01	162	173
11:37	6.40	0.25	0.75	9.42	0.825	2.09	6.81	208	158
11:40	6.44	0.25	0.75	9.44	0.746	1.82	6.72	178	127
11:43	6.45	0.25	0.75	9.56	0.696	1.67	6.69	136	89
11:46	6.45	0.25	0.75	9.39	0.68	1.33	6.64	103	51

Note: Condition of the well: See STATIC WATER LEVEL FORM

Field Personnel: SAS

EQM FIELD SAMPLING REPORT

PROJECT: **RVAAP** LOCATION: **DEMO.AREA** PROJECT NO.: **030174.0016.001**

SAMPLE INFORMATION

WELL: DA2mw-108 SampleID: FWGDA2mw-108C-1879-GW/GF DupIID:

SplitID: RinseID:

MATRIX: WG - Ground Water SAMPLING METHOD: BP - Bladder Pump MS/MSD: N

GRAB: Y COMPOSITE: N DATE: 2/1/2012 TIME: 11:59

FIELD READINGS / OBSERVATIONS

	Turb (NTU):	92.2	Color:	Clear
	ORP (mV):	37	Odor:	None

pH: 6.69 Temperature (°C): 9.46 DO (mg/L): 1.8 Specific Conductivity (mS/cm): 0.664

GENERAL INFORMATION

SUN/OVERCAST: Overcast PERCIPITATION: N WIND DIRECTION: W AMBIENT TEMP (°F): 45

SHIPPED VIA: Lab Pickup

SHIPPED TO: Testamerica

SAMPLER: SAS Cmt:

CONTAINER		PRESERVATIVE	ANALYTICAL METHOD	ANALYSIS
SIZE/TYPE	*NUMBER*			
1L/Amber	1	4C	8330	Explo
1L/Amber	2	4C	8082	PCB
1L/Amber	2	4C	8270	SVOC
1L/Poly	1	HNO3	6010/6020/7470	Metals
1L/Amber	2	4C	353.2/8330	Propellants

EQM MONITOR WELL PURGING FORM

PROJECT NAME: **RVAAP** PROJECT NUMBER: **030174.0016.001**

LOCATION: DEMO.AREA 2 DATE: 2/1/2012 START TIME: 9:30

WELL ID: DET-003

WELL DEPTH: _____ INITIAL WATER LEVEL: 9.07

WELL DIAMETER 2 in. SCREEN INTERVAL: 7 - 12

PUMP/PURGING DEVICE: BP - BLADDER PUMP PUMP INTAKE DEPTH: 10.0

PUMP READINGS: Throttle: 35 Recharge: 10 Discharge: 5

COMMENTS Clear Odor:None

TIME	WATER LEVEL (btoc)	PURGE RATE L/min)	VOLUME PURGED (L)	TEMP. (°C)	SPECIFIC CONDUCT. (mS/cm)	DO (mg/L)	pH	Turb (NTU)	ORP (mV)
9:31	9.07	0.15	0.25	9.51	10.8	0.86	6.19	-5	103
9:34	9.10	0.15	0.45	9.63	3.41	0.25	6.57	319	-44
9:37	9.12	0.15	0.45	9.68	2.57	0.22	6.73	135	-72
9:40	9.14	0.15	0.45	9.71	2.04	0.18	6.84	106	-87
9:43	9.09	0.15	0.45	9.72	1.82	0.2	6.88	80.1	-92
9:46	9.13	0.15	0.45	9.76	1.62	0.28	6.95	72.2	-98
9:49	9.13	0.15	0.45	9.78	1.5	0.27	6.98	63.1	-101
9:52	9.11	0.15	0.45	9.83	1.27	0.19	7.02	49.7	-104
9:55	9.07	0.15	0.45	9.87	1.04	0.12	7.05	37	-107
9:58	9.09	0.15	0.45	9.85	0.95	0.09	7.06	29.1	-109
10:01	9.11	0.15	0.45	9.89	0.99	0.52	7.07	26.8	-111

Note: Condition of the well: See STATIC WATER LEVEL FORM

Field Personnel: SAS

EQM FIELD SAMPLING REPORT

PROJECT: **RVAAP** LOCATION: **DEMO.AREA** PROJECT NO.: **030174.0016.001**

SAMPLE INFORMATION

WELL: DET-003 SampleID: FWGDETmw-003C-1877-GW/GF DuplID:

SplitID: RinseID:

MATRIX: WG - Ground Water SAMPLING METHOD: BP - Bladder Pump MS/MSD: N

GRAB: Y COMPOSITE: N DATE: 2/1/2012 TIME: 10:19

FIELD READINGS / OBSERVATIONS

	Turb (NTU):	22.4	Color:	Clear
	ORP (mV):	-112	Odor:	None

pH: 7.08 Temperature (°C): 9.9 DO (mg/L): 0.37 Specific Conductivity (mS/cm): 0.999

GENERAL INFORMATION

SUN/OVERCAST: Overcast PERCIPITATION: N WIND DIRECTION: W AMBIENT TEMP (°F): 45

SHIPPED VIA: Lab Pickup

SHIPPED TO: Testamerica

SAMPLER: SAS Cmt:

CONTAINER		PRESERVATIVE	ANALYTICAL METHOD	ANALYSIS
SIZE/TYPE	*NUMBER*			
1L/Amber	2	4C	353.2/8330	Propellants
1L/Amber	2	4C	8082	PCB
1L/Amber	2	4C	8270	SVOC
250ml/Poly	1	NaOH	9012	Cyanide
1L/Poly	1	HNO3	6010/6020/7470	Metals
40ml/Vial	3	HCl	8260	VOC
1L/Amber	2	4C	8081	Pest
1L/Amber	1	4C	8330	Explo

EQM MONITOR WELL PURGING FORM

PROJECT NAME: **RVAAP** PROJECT NUMBER: **030174.0016.001**

LOCATION: DEMO.AREA 2 DATE: 1/31/2012 START TIME: 17:59

WELL ID: DET-004

WELL DEPTH: _____ INITIAL WATER LEVEL: 9.59

WELL DIAMETER 2 in. SCREEN INTERVAL: 6 - 11

PUMP/PURGING DEVICE: B - BAILER PUMP INTAKE DEPTH: 9.0

PUMP READINGS: Throttle: 0 Recharge: 0 Discharge: 0

COMMENTS Bailed Dry, Returned for Sample Odor:

TIME	WATER LEVEL (btoc)	PURGE RATE L/min)	VOLUME PURGED (L)	TEMP. (°C)	SPECIFIC CONDUCT. (mS/cm)	DO (mg/L)	pH	Turb (NTU)	ORP (mV)
17:59	13.03	1	1	39.4	0.75	6.92	8.55	12.19	188

Note: Condition of the well: See STATIC WATER LEVEL FORM

Field Personnel: SAS

EQM FIELD SAMPLING REPORT

PROJECT: **RVAAP** LOCATION: **DEMO.AREA** PROJECT NO.: **030174.0016.001**

SAMPLE INFORMATION

WELL: DET-004 SampleID: FWGDETmw-004C-1878-GW/GF DuplID:

SplitID: RinseID:

MATRIX: WG - Ground Water SAMPLING METHOD: B - Bailer MS/MSD: N

GRAB: Y COMPOSITE: N DATE: 2/1/2012 TIME: 8:59

FIELD READINGS / OBSERVATIONS

	Turb (NTU): 35	Color:	Clear
	ORP (mV): 192	Odor:	None

pH: 6.87 Temperature (°C): 8.63 DO (mg/L): 12.09 Specific Conductivity (mS/cm): 0.749

GENERAL INFORMATION

SUN/OVERCAST Overcast PERCIPITATION: N WIND DIRECTION: W AMBIENT TEMP (°F): 45

SHIPPED VIA: Lab Pickup

SHIPPED TO: Testamerica

SAMPLER: SAS Cmt: returned several times to achieve full set

CONTAINER		PRESERVATIVE	ANALYTICAL METHOD	ANALYSIS
SIZE/TYPE	*NUMBER*			
1L/Amber	2	4C	8270	SVOC
1L/Poly	1	HNO3	6010/6020/7470	Metals
1L/Amber	2	4C	353.2/8330	Propellants
1L/Amber	1	4C	8330	Explo
1L/Amber	2	4C	8081	Pest
40ml/Vial	3	HCl	8260	VOC
250ml/Poly	1	NaOH	9012	Cyanide
1L/Amber	2	4C	8082	PCB

EQM MONITOR WELL PURGING FORM

PROJECT NAME: **RVAAP** PROJECT NUMBER: **030174.0016.001**

LOCATION: ERIE BURNING DATE: 1/30/2012 START TIME: 16:53

WELL ID: EBGmw-125

WELL DEPTH: _____ INITIAL WATER LEVEL: 11.12

WELL DIAMETER 2 in. SCREEN INTERVAL: 14 - 24

PUMP/PURGING DEVICE: BP - BLADDER PUMP PUMP INTAKE DEPTH: 22.0

PUMP READINGS: Throttle: 50 Recharge: 12 Discharge: 3

COMMENTS tinted tan tint Odor:None

TIME	WATER LEVEL (btoc)	PURGE RATE L/min)	VOLUME PURGED (L)	TEMP. (°C)	SPECIFIC CONDUCT. (mS/cm)	DO (mg/L)	pH	Turb (NTU)	ORP (mV)
16:55	11.13	0.12	0.25	6.49	0.491	11.84	6.54	228	72
16:58	11.15	0.12	0.36	7.38	0.49	8.51	6.47	215	17
17:01	11.17	0.15	0.45	7.82	0.492	8.32	6.49	203	3

Note: Condition of the well: See STATIC WATER LEVEL FORM

Field Personnel: CAL

EQM FIELD SAMPLING REPORT

PROJECT: **RVAAP** LOCATION: **ERIE BURNIN** PROJECT NO.: **030174.0016.001**

SAMPLE INFORMATION

WELL: EBGmw-125 SampleID: FWGEBGmw-125C-1880-GW/GF DupIID:

SplitID: RinseID:

MATRIX: WG - Ground Water SAMPLING METHOD: BP - Bladder Pump MS/MSD: N

GRAB: Y COMPOSITE: N DATE: 1/30/2012 TIME: 17:04

FIELD READINGS / OBSERVATIONS

	Turb (NTU):	185	Color:	tint
	ORP (mV):	-12	Odor:	None

pH: 6.51 Temperature (°C): 8.35 DO (mg/L): 8.1 Specific Conductivity (mS/cm): 0.49

GENERAL INFORMATION

SUN/OVERCAST: Overcast PERCIPITATION: N WIND DIRECTION: N AMBIENT TEMP (°F): 30

SHIPPED VIA: Lab Pickup

SHIPPED TO: Testamerica

SAMPLER: CAL Cmt: tan tint

CONTAINER		PRESERVATIVE	ANALYTICAL METHOD	ANALYSIS
SIZE/TYPE	*NUMBER*			
1L/Amber	2	4C	8270	SVOC
1L/Poly	1	HNO3	6010/6020/7470	Metals

EQM MONITOR WELL PURGING FORM

PROJECT NAME: **RVAAP** PROJECT NUMBER: **030174.0016.001**

LOCATION: LOADLINE 1 DATE: 1/31/2012 START TIME: 10:15

WELL ID: LL1mw-064

WELL DEPTH: INITIAL WATER LEVEL: 0

WELL DIAMETER 2 in. SCREEN INTERVAL: 8 - 18

PUMP/PURGING DEVICE: BP - BLADDER PUMP PUMP INTAKE DEPTH: 16.0

PUMP READINGS: Throttle: 20 Recharge: 10 Discharge: 5

COMMENTS Clear Odor:None

TIME	WATER LEVEL (btoc)	PURGE RATE L/min)	VOLUME PURGED (L)	TEMP. (°C)	SPECIFIC CONDUCT. (mS/cm)	DO (mg/L)	pH	Turb (NTU)	ORP (mV)
10:20	0.00	0.2	0.25	10.74	0.482	9.23	7.4	272	-141
10:23	0.00	0.2	0.6	10.76	0.459	9.03	7.4	219	-149
10:26	0.00	0.2	0.6	11	0.515	8.7	7.4	183	-156
10:29	0.00	0.2	0.6	11.03	0.479	8.58	7.4	150	-159
10:32	0.00	0.2	0.6	10.98	0.462	8.43	7.41	44.3	-162
10:35	0.00	0.2	0.6	10.94	0.453	8.27	7.42	17.9	-164

Note: Condition of the well: See STATIC WATER LEVEL FORM

Field Personnel: SAS

EQM FIELD SAMPLING REPORT

PROJECT: **RVAAP** LOCATION: **LOADLINE 1** PROJECT NO.: **030174.0016.001**

SAMPLE INFORMATION

WELL: LL1mw-064 SampleID: FWGLL1mw-064C-1857-GW/GF DuplID:

SplitID: RinseID:

MATRIX: WG - Ground Water SAMPLING METHOD: BP - Bladder Pump MS/MSD: N

GRAB: Y COMPOSITE: N DATE: 1/31/2012 TIME: 10:49

FIELD READINGS / OBSERVATIONS

	Turb (NTU): 0	Color:	Clear
	ORP (mV): -165	Odor:	None

pH: 7.42 Temperature (°C): 10.94 DO (mg/L): 8.16 Specific Conductivity (mS/cm): 0.429

GENERAL INFORMATION

SUN/OVERCAST: Sunny PERCIPITATION: N WIND DIRECTION: S AMBIENT TEMP (°F): 40

SHIPPED VIA: Lab Pickup

SHIPPED TO: Testamerica

SAMPLER: SAS Cmt:

CONTAINER		PRESERVATIVE	ANALYTICAL METHOD	ANALYSIS
SIZE/TYPE	*NUMBER*			
1L/Poly	1	HNO3	6010/6020/7470	Metals
40ml/Vial	3	HCl	8260	VOC
1L/Amber	2	4C	8270	SVOC
1L/Amber	2	4C	8081	Pest
1L/Amber	1	4C	353.2/8330	Propellants
1L/Amber	1	4C	8330	Explo

EQM MONITOR WELL PURGING FORM

PROJECT NAME: **RVAAP** PROJECT NUMBER: **030174.0016.001**

LOCATION: LOADLINE 1 DATE: 1/31/2012 START TIME: 8:30

WELL ID: LL1mw-065

WELL DEPTH: INITIAL WATER LEVEL: 9.4

WELL DIAMETER 2 in. SCREEN INTERVAL: 10.2 - 20.2

PUMP/PURGING DEVICE: BP - BLADDER PUMP PUMP INTAKE DEPTH: 18.2

PUMP READINGS: Throttle: 50 Recharge: 10 Discharge: 5

COMMENTS Clear Odor:None

TIME	WATER LEVEL (btoc)	PURGE RATE L/min)	VOLUME PURGED (L)	TEMP. (°C)	SPECIFIC CONDUCT. (mS/cm)	DO (mg/L)	pH	Turb (NTU)	ORP (mV)
8:35	8.49	0.25	0.25	9.34	6.93	10.69	5.87	30.5	156
8:38	8.75	0.25	0.75	10.2	3.12	213	6.45	142	93
8:41	8.60	0.25	0.75	10.3	3.19	0.84	6.67	130	50
8:44	8.60	0.25	0.75	10.32	2.77	0.91	6.71	116	38
8:47	8.69	0.25	0.75	10.29	2.47	1.06	6.82	75.9	13
8:50	8.25	0.25	0.75	10.28	2.25	0.82	6.85	60.7	6
8:53	8.30	0.25	0.75	10.29	1.53	1.37	6.89	38	0
8:56	8.60	0.25	0.75	10.28	0.9	0.92	6.87	8.9	-4
8:59	8.32	0.25	0.75	10.27	0.9	1.8	6.94	0	-5
9:02	8.30	0.25	0.75	10.28	0.9	1.95	6.98	0	-5
9:05	8.44	0.25	0.75	10.27	0.9	2.07	6.95	0	-1

Note: Condition of the well: See STATIC WATER LEVEL FORM

Field Personnel: SAS

EQM FIELD SAMPLING REPORT

PROJECT: **RVAAP** LOCATION: **LOADLINE 1** PROJECT NO.: **030174.0016.001**

SAMPLE INFORMATION

WELL: LL1mw-065 SampleID: FWGLL1mw-065C-1858-GW/GF DuplID:

SplitID: RinseID:

MATRIX: WG - Ground Water SAMPLING METHOD: BP - Bladder Pump MS/MSD: N

GRAB: Y COMPOSITE: N DATE: 1/31/2012 TIME: 9:19

FIELD READINGS / OBSERVATIONS

	Turb (NTU):	0	Color:	Clear
	ORP (mV):	2	Odor:	None

pH: 6.99 Temperature (°C): 10.26 DO (mg/L): 2.23 Specific Conductivity (mS/cm): 0.9

GENERAL INFORMATION

SUN/OVERCAST: Sunny PERCIPITATION: N WIND DIRECTION: S AMBIENT TEMP (°F): 35

SHIPPED VIA: Lab Pickup

SHIPPED TO: Testamerica

SAMPLER: SAS Cmt:

CONTAINER		PRESERVATIVE	ANALYTICAL METHOD	ANALYSIS
SIZE/TYPE	*NUMBER*			
1L/Amber	1	4C	8330	Explo
1L/Poly	1	HNO3	6010/6020/7470	Metals
1L/Amber	2	4C	8270	SVOC
1L/Amber	2	4C	8081	Pest
1L/Amber	2	4C	353.2/8330	Propellants
40ml/Vial	3	HCl	8260	VOC

EQM MONITOR WELL PURGING FORM

PROJECT NAME: **RVAAP** PROJECT NUMBER: **030174.0016.001**

LOCATION: LOADLINE 10 DATE: 1/30/2012 START TIME: 16:45

WELL ID: LL10mw-003

WELL DEPTH: INITIAL WATER LEVEL: 17.32

WELL DIAMETER 2 in. SCREEN INTERVAL: 16 - 26

PUMP/PURGING DEVICE: BP - BLADDER PUMP PUMP INTAKE DEPTH: 24.0

PUMP READINGS: Throttle: 40 Recharge: 10 Discharge: 5

COMMENTS Clear Odor:None

TIME	WATER LEVEL (btoc)	PURGE RATE L/min)	VOLUME PURGED (L)	TEMP. (°C)	SPECIFIC CONDUCT. (mS/cm)	DO (mg/L)	pH	Turb (NTU)	ORP (mV)
16:54	17.39	0.2	0.5	10.43	0.556	7.58	7.17	0	96
16:57	17.39	0.2	0.6	9.91	0.56	7.81	7.19	0	97
17:00	17.40	0.2	0.6	9.61	0.556	8.51	7.17	0	105

Note: Condition of the well: See STATIC WATER LEVEL FORM

Field Personnel: EC

EQM FIELD SAMPLING REPORT

PROJECT: **RVAAP** LOCATION: **LOADLINE 10** PROJECT NO.: **030174.0016.001**

SAMPLE INFORMATION

WELL: LL10mw-003 SampleID: FWGLL10mw-003C-1866-GW/GF DupIID:

SplitID: RinseID:

MATRIX: WG - Ground Water SAMPLING METHOD: BP - Bladder Pump MS/MSD: N

GRAB: Y COMPOSITE: N DATE: 1/30/2012 TIME: 17:05

FIELD READINGS / OBSERVATIONS

	Turb (NTU):	0	Color:	Clear
	ORP (mV):	109	Odor:	None

pH: 7.14 Temperature (°C): 9.45 DO (mg/L): 8.92 Specific Conductivity (mS/cm): 0.557

GENERAL INFORMATION

SUN/OVERCAST: Overcast PERCIPITATION: N WIND DIRECTION: N AMBIENT TEMP (°F): 30

SHIPPED VIA: Lab Pickup

SHIPPED TO: Testamerica

SAMPLER: EC Cmt:

CONTAINER		PRESERVATIVE	ANALYTICAL METHOD	ANALYSIS
SIZE/TYPE	*NUMBER*			
1L/Poly	1	HNO3	6010/6020/7470	Metals
40ml/Vial	3	HCl	8260	VOC

EQM MONITOR WELL PURGING FORM

PROJECT NAME: **RVAAP** PROJECT NUMBER: **030174.0016.001**

LOCATION: LOADLINE 11 DATE: 2/1/2012 START TIME: 10:59

WELL ID: LL11mw-007

WELL DEPTH: INITIAL WATER LEVEL: 13.11

WELL DIAMETER 2 in. SCREEN INTERVAL: 12.4 - 22.4

PUMP/PURGING DEVICE: BP - BLADDER PUMP PUMP INTAKE DEPTH: 20.4

PUMP READINGS: Throttle: 50 Recharge: 12 Discharge: 3

COMMENTS orange tint Odor:None

TIME	WATER LEVEL (btoc)	PURGE RATE L/min)	VOLUME PURGED (L)	TEMP. (°C)	SPECIFIC CONDUCT. (mS/cm)	DO (mg/L)	pH	Turb (NTU)	ORP (mV)
11:02	13.25	0.24	0.25	10.86	0.941	10.15	6.11	999	87
11:05	13.34	0.24	0.72	10.77	0.939	9.52	6.23	900	76
11:08	13.39	0.24	0.72	10.71	0.94	9.84	6.4	690	30
11:11	13.41	0.24	0.72	10.66	0.948	9.17	6.52	551	-28
11:14	13.43	0.24	0.72	10.61	0.956	8.89	6.57	325	-44
11:17	13.45	0.24	0.72	10.6	0.958	8.69	6.61	267	-54
11:20	13.47	0.24	0.72	10.6	0.96	8.59	6.63	202	-59

Note: Condition of the well: See STATIC WATER LEVEL FORM

Field Personnel: CAL

EQM FIELD SAMPLING REPORT

PROJECT: **RVAAP** LOCATION: **LOADLINE 11** PROJECT NO.: **030174.0016.001**

SAMPLE INFORMATION

WELL: LL11mw-007 SampleID: FWGLL11mw-007C-1867-GW/GF DupIID:

SplitID: RinseID:

MATRIX: WG - Ground Water SAMPLING METHOD: BP - Bladder Pump MS/MSD: N

GRAB: Y COMPOSITE: N DATE: 2/1/2012 TIME: 11:22

FIELD READINGS / OBSERVATIONS

	Turb (NTU):	183	Color:	tint
	ORP (mV):	-65	Odor:	None

pH: 6.65 Temperature (°C): 10.57 DO (mg/L): 8.51 Specific Conductivity (mS/cm): 0.962

GENERAL INFORMATION

SUN/OVERCAST: Overcast PERCIPITATION: N WIND DIRECTION: SW AMBIENT TEMP (°F): 40

SHIPPED VIA: Lab Pickup

SHIPPED TO: Testamerica

SAMPLER: CAL Cmt: orange suspended particles

CONTAINER		PRESERVATIVE	ANALYTICAL METHOD	ANALYSIS
SIZE/TYPE	*NUMBER*			
1L/Amber	2	4C	353.2/8330	Propellants
1L/Amber	1	4C	8330	Explo
1L/Poly	1	HNO3	6010/6020/7470	Metals
1L/Amber	2	4C	8270	SVOC
40ml/Vial	3	HCl	8260	VOC
1L/Amber	2	4C	8081	Pest

EQM MONITOR WELL PURGING FORM

PROJECT NAME: **RVAAP** PROJECT NUMBER: **030174.0016.001**

LOCATION: LOADLINE 12 DATE: 1/31/2012 START TIME: 9:45

WELL ID: LL12mw-182

WELL DEPTH: _____ INITIAL WATER LEVEL: 7.72

WELL DIAMETER 2 in. SCREEN INTERVAL: 25.2 - 35.2

PUMP/PURGING DEVICE: BP - BLADDER PUMP PUMP INTAKE DEPTH: 33.2

PUMP READINGS: Throttle: 50 Recharge: 10 Discharge: 5

COMMENTS Clear Odor:None

TIME	WATER LEVEL (btoc)	PURGE RATE L/min)	VOLUME PURGED (L)	TEMP. (°C)	SPECIFIC CONDUCT. (mS/cm)	DO (mg/L)	pH	Turb (NTU)	ORP (mV)
8:56	9.21	0.2	1	10.19	1.13	0.45	6.92	106	-75
8:59	9.34	0.2	0.6	10.2	1.13	0.4	6.91	91.7	-75
9:02	9.42	0.2	0.6	10.18	1.13	0.41	6.91	89.5	-75

Note: Condition of the well: See STATIC WATER LEVEL FORM

Field Personnel: EC

EQM FIELD SAMPLING REPORT

PROJECT: **RVAAP** LOCATION: **LOADLINE 12** PROJECT NO.: **030174.0016.001**

SAMPLE INFORMATION

WELL: LL12mw-182 SampleID: FWGLL12mw-182C-1868-GW DuplID:

SplitID: RinseID:

MATRIX: WG - Ground Water SAMPLING METHOD: BP - Bladder Pump MS/MSD: N

GRAB: **Y** COMPOSITE: **N** DATE: 1/31/2012 TIME: 9:05

FIELD READINGS / OBSERVATIONS

	Turb (NTU):	75	Color:	Clear
	ORP (mV):	-73	Odor:	None

pH: 6.9 Temperature (°C): 10.26 DO (mg/L): 0.43 Specific Conductivity (mS/cm): 1.12

GENERAL INFORMATION

SUN/OVERCAST: Sunny PERCIPITATION: N WIND DIRECTION: S AMBIENT TEMP (°F): 45

SHIPPED VIA: Lab Pickup

SHIPPED TO: Testamerica

SAMPLER: EC Cmt:

CONTAINER		PRESERVATIVE	ANALYTICAL METHOD	ANALYSIS
SIZE/TYPE	*NUMBER*			
1L/Amber	2	4C	8270	SVOC

EQM MONITOR WELL PURGING FORM

PROJECT NAME: **RVAAP** PROJECT NUMBER: **030174.0016.001**

LOCATION: LOADLINE 12 DATE: 1/30/2012 START TIME: 17:00

WELL ID: LL12mw-185

WELL DEPTH: _____ INITIAL WATER LEVEL: 6.84

WELL DIAMETER 2 in. SCREEN INTERVAL: 10.8 - 20.8

PUMP/PURGING DEVICE: BP - BLADDER PUMP PUMP INTAKE DEPTH: 18.8

PUMP READINGS: Throttle: 50 Recharge: 10 Discharge: 5

COMMENTS Clear Odor:None

TIME	WATER LEVEL (btoc)	PURGE RATE L/min)	VOLUME PURGED (L)	TEMP. (°C)	SPECIFIC CONDUCT. (mS/cm)	DO (mg/L)	pH	Turb (NTU)	ORP (mV)
17:02	6.84	0.25	0.25	8.59	99.9	0.14	6.32	37.7	0
17:05	8.96	0.25	0.75	9.69	8.3	2.44	6.66	31.5	0
17:08	10.28	0.25	0.75	9.6	7.47	0.43	6.71	20.9	0
17:11	11.62	0.25	0.75	9.58	7.26	0.28	6.73	10.3	0
17:14	12.48	0.25	0.75	9.56	7.23	1.04	6.73	5.3	0

Note: Condition of the well: See STATIC WATER LEVEL FORM

Field Personnel: SAS

EQM FIELD SAMPLING REPORT

PROJECT: **RVAAP** LOCATION: **LOADLINE 12** PROJECT NO.: **030174.0016.001**

SAMPLE INFORMATION

WELL: LL12mw-185 SampleID: FWGLL12mw185C-1869-GW/GF DupIID:

SplitID: RinseID: FWGEQUIPRinse1-1894-GW

MATRIX: WG - Ground Water SAMPLING METHOD: BP - Bladder Pump MS/MSD: N

GRAB: Y COMPOSITE: N DATE: 1/30/2012 TIME: 17:26

FIELD READINGS / OBSERVATIONS

	Turb (NTU):	8.3	Color:	Clear
	ORP (mV):	0	Odor:	None

pH: 6.73 Temperature (°C): 9.53 DO (mg/L): 0.47 Specific Conductivity (mS/cm): 7.29

GENERAL INFORMATION

SUN/OVERCAST: Overcast PERCIPITATION: N WIND DIRECTION: SW AMBIENT TEMP (°F): 28

SHIPPED VIA: Lab Pickup

SHIPPED TO: Testamerica

SAMPLER: SAS Cmt:

CONTAINER		PRESERVATIVE	ANALYTICAL METHOD	ANALYSIS
SIZE/TYPE	*NUMBER*			
1L/Poly	1	HNO3	6010/6020/7470	Metals
250ml/Poly	1	H2SO4	353.2	NO3/NO2

EQM MONITOR WELL PURGING FORM

PROJECT NAME: **RVAAP** PROJECT NUMBER: **030174.0016.001**

LOCATION: LOADLINE 12 DATE: 1/31/2012 START TIME: 13:05

WELL ID: LL12mw-187

WELL DEPTH: INITIAL WATER LEVEL: 7.4

WELL DIAMETER 2 in. SCREEN INTERVAL: 17.2 - 27.2

PUMP/PURGING DEVICE: BP - BLADDER PUMP PUMP INTAKE DEPTH: 25.2

PUMP READINGS: Throttle: 40 Recharge: 10 Discharge: 5

COMMENTS Clear Odor:None

TIME	WATER LEVEL (btoc)	PURGE RATE L/min)	VOLUME PURGED (L)	TEMP. (°C)	SPECIFIC CONDUCT. (mS/cm)	DO (mg/L)	pH	Turb (NTU)	ORP (mV)
13:10	7.80	0.2	0.5	10.64	12.5	1.33	6.48	14.6	148
13:13	8.11	0.2	0.6	10.62	12.5	0.53	6.47	15.1	147
13:16	8.19	0.2	0.6	10.66	12.5	1.33	6.47	10.3	146

Note: Condition of the well: See STATIC WATER LEVEL FORM

Field Personnel: EC

EQM FIELD SAMPLING REPORT

PROJECT: **RVAAP** LOCATION: **LOADLINE 12** PROJECT NO.: **030174.0016.001**

SAMPLE INFORMATION

WELL: LL12mw-187 SampleID: FWGLL12mw-187C-1870-GW/GF DuplID:

SplitID: RinseID:

MATRIX: WG - Ground Water SAMPLING METHOD: BP - Bladder Pump MS/MSD: N

GRAB: Y COMPOSITE: N DATE: 1/31/2012 TIME: 13:21

FIELD READINGS / OBSERVATIONS

	Turb (NTU):	10.5	Color:	Clear
	ORP (mV):	146	Odor:	None

pH: 6.46 Temperature (°C): 10.63 DO (mg/L): 2.03 Specific Conductivity (mS/cm): 12.5

GENERAL INFORMATION

SUN/OVERCAST: Sunny PERCIPITATION: N WIND DIRECTION: S AMBIENT TEMP (°F): 50

SHIPPED VIA: Lab Pickup

SHIPPED TO: Testamerica

SAMPLER: EC Cmt:

CONTAINER		PRESERVATIVE	ANALYTICAL METHOD	ANALYSIS
SIZE/TYPE	*NUMBER*			
1L/Amber	2	4C	8082	PCB
1L/Amber	2	4C	8270	SVOC
1L/Amber	2	4C	353.2/8330	Propellants
1L/Poly	1	HNO3	6010/6020/7470	Metals
1L/Amber	1	4C	8330	Explo
1L/Amber	2	4C	8081	Pest
40ml/Vial	3	HCl	8260	VOC

EQM MONITOR WELL PURGING FORM

PROJECT NAME: **RVAAP** PROJECT NUMBER: **030174.0016.001**

LOCATION: LOADLINE 12 DATE: 1/31/2012 START TIME: 14:00

WELL ID: LL12mw-242

WELL DEPTH: _____ INITIAL WATER LEVEL: 7.01

WELL DIAMETER 2 in. SCREEN INTERVAL: 15.5 - 25.5

PUMP/PURGING DEVICE: BP - BLADDER PUMP PUMP INTAKE DEPTH: 23.5

PUMP READINGS: Throttle: 45 Recharge: 10 Discharge: 5

COMMENTS cloudy Odor:None

TIME	WATER LEVEL (btoc)	PURGE RATE L/min)	VOLUME PURGED (L)	TEMP. (°C)	SPECIFIC CONDUCT. (mS/cm)	DO (mg/L)	pH	Turb (NTU)	ORP (mV)
14:08	7.41	0.2	0.5	11.67	0.827	1.17	7.49	999	-31
14:11	7.41	0.2	0.6	11.52	0.826	1.1	7.46	999	-26
14:14	7.41	0.2	0.6	11.64	0.818	1.17	7.41	999	-12
14:17	7.41	0.2	0.6	11.62	0.821	1.2	7.43	973	11
14:20	7.41	0.2	0.6	11.52	0.825	1.21	7.42	835	14
14:23	7.41	0.2	0.6	11.34	0.823	1.34	7.37	715	17
14:26	7.41	0.2	0.6	11.19	0.819	1.56	7.35	668	21

Note: Condition of the well: See STATIC WATER LEVEL FORM

Field Personnel: EC

EQM FIELD SAMPLING REPORT

PROJECT: **RVAAP** LOCATION: **LOADLINE 12** PROJECT NO.: **030174.0016.001**

SAMPLE INFORMATION

WELL: LL12mw-242 SampleID: FWGLL12mw-242C-1871-GW/GF DupIID:

SplitID: RinseID:

MATRIX: WG - Ground Water SAMPLING METHOD: BP - Bladder Pump MS/MSD: N

GRAB: Y COMPOSITE: N DATE: 1/31/2012 TIME: 14:31

FIELD READINGS / OBSERVATIONS

	Turb (NTU):	616	Color:	cloudy
	ORP (mV):	22	Odor:	None

pH: 7.34 Temperature (°C): 11.1 DO (mg/L): 1.68 Specific Conductivity (mS/cm): 0.819

GENERAL INFORMATION

SUN/OVERCAST: Sunny PERCIPITATION: N WIND DIRECTION: SW AMBIENT TEMP (°F): 50

SHIPPED VIA: Lab Pickup

SHIPPED TO: Testamerica

SAMPLER: EC Cmt:

CONTAINER		PRESERVATIVE	ANALYTICAL METHOD	ANALYSIS
SIZE/TYPE	*NUMBER*			
40ml/Vial	3	HCl	8260	VOC
250ml/Poly	1	H2SO4	353.2	NO3/NO2
1L/Poly	1	HNO3	6010/6020/7470	Metals
1L/Amber	2	4C	353.2/8330	Propellants
1L/Amber	1	4C	8330	Explo
1L/Amber	2	4C	8082	PCB
1L/Amber	2	4C	8081	Pest
1L/Amber	2	4C	8270	SVOC

EQM MONITOR WELL PURGING FORM

PROJECT NAME: **RVAAP** PROJECT NUMBER: **030174.0016.001**

LOCATION: LOADLINE 12 DATE: 1/31/2012 START TIME: 9:45

WELL ID: LL12mw-245

WELL DEPTH: INITIAL WATER LEVEL: 6.95

WELL DIAMETER 2 in. SCREEN INTERVAL: 18 - 28

PUMP/PURGING DEVICE: BP - BLADDER PUMP PUMP INTAKE DEPTH: 26.0

PUMP READINGS: Throttle: 35 Recharge: 10 Discharge: 5

COMMENTS cloudy Odor:None

TIME	WATER LEVEL (btoc)	PURGE RATE L/min)	VOLUME PURGED (L)	TEMP. (°C)	SPECIFIC CONDUCT. (mS/cm)	DO (mg/L)	pH	Turb (NTU)	ORP (mV)
10:04	7.71	0.1	0.5	9.79	1.31	4.95	7.11	733	57
10:07	7.85	0.1	0.3	9.78	1.29	4.13	7.11	695	52
10:10	8.05	0.1	0.3	9.9	1.28	3.48	7.12	644	46

Note: Condition of the well: See STATIC WATER LEVEL FORM

Field Personnel: EC

EQM FIELD SAMPLING REPORT

PROJECT: **RVAAP** LOCATION: **LOADLINE 12** PROJECT NO.: **030174.0016.001**

SAMPLE INFORMATION

WELL: LL12mw-245 SampleID: FWGLL12mw-245C-1872-GW/GF DupIID: FWGLL12mw-DUP2-1891-GW/GF

SplitID: FWGLL12mw-245C-1900S-GW-GF RinseID:

MATRIX: WG - Ground Water SAMPLING METHOD: BP - Bladder Pump MS/MSD: N

GRAB: Y COMPOSITE: N DATE: 1/31/2012 TIME: 10:15

FIELD READINGS / OBSERVATIONS

	Turb (NTU):	434	Color:	cloudy
	ORP (mV):	49	Odor:	None

pH: 7.09 Temperature (°C): 9.92 DO (mg/L): 3.22 Specific Conductivity (mS/cm): 1.27

GENERAL INFORMATION

SUN/OVERCAST: Sunny PERCIPITATION: N WIND DIRECTION: S AMBIENT TEMP (°F): 45

SHIPPED VIA: Lab PU/FedEx

SHIPPED TO: Multiple Labs

SAMPLER: EC Cmt:

CONTAINER		PRESERVATIVE	ANALYTICAL METHOD	ANALYSIS
SIZE/TYPE	*NUMBER*			
40ml/Vial	9	HCl	8260	VOC
1L/Amber	3	4C	8330	Explo
1L/Amber	5	4C	8082	PCB
1L/Amber	5	4C	8081	Pest
1L/Amber	6	4C	353.2/8330	Propellants
1L/Amber	5	4C	8270	SVOC
250ml/Poly	3	H2SO4	353.2	NO3/NO2
1L/Poly	3	HNO3	6010/6020/7470	Metals

EQM MONITOR WELL PURGING FORM

PROJECT NAME: **RVAAP** PROJECT NUMBER: **030174.0016.001**

LOCATION: LOADLINE 12 DATE: 1/31/2012 START TIME: 15:20

WELL ID: LL12mw-246

WELL DEPTH: _____ INITIAL WATER LEVEL: 14.15

WELL DIAMETER 2 in. SCREEN INTERVAL: 21.5 - 31.5

PUMP/PURGING DEVICE: BP - BLADDER PUMP PUMP INTAKE DEPTH: 29.5

PUMP READINGS: Throttle: 40 Recharge: 10 Discharge: 5

COMMENTS Clear Odor:None

TIME	WATER LEVEL (btoc)	PURGE RATE L/min)	VOLUME PURGED (L)	TEMP. (°C)	SPECIFIC CONDUCT. (mS/cm)	DO (mg/L)	pH	Turb (NTU)	ORP (mV)
15:30	14.65	0.2	0.5	11.75	1.07	1.62	7.28	304	-68
15:33	14.78	0.2	0.6	11.55	1.06	0.86	7.2	299	-66
15:36	15.05	0.2	0.6	11.27	1.05	0.23	7.08	291	-64
15:39	15.20	0.2	0.6	11.2	1.05	0.14	7.04	277	-62
15:42	15.34	0.2	0.6	11.16	1.05	0.01	7	274	-60

Note: Condition of the well: See STATIC WATER LEVEL FORM

Field Personnel: EC

EQM FIELD SAMPLING REPORT

PROJECT: **RVAAP** LOCATION: **LOADLINE 12** PROJECT NO.: **030174.0016.001**

SAMPLE INFORMATION

WELL: LL12mw-246 SampleID: FWGLL12mw-246C-1873-GW/GF DupliID:

SplitID: RinseID:

MATRIX: WG - Ground Water SAMPLING METHOD: BP - Bladder Pump MS/MSD: N

GRAB: Y COMPOSITE: N DATE: 1/31/2012 TIME: 15:51

FIELD READINGS / OBSERVATIONS

	Turb (NTU): 269	Color:	Clear
	ORP (mV): -59	Odor:	None

pH: 6.99 Temperature (°C): 11.15 DO (mg/L): 0 Specific Conductivity (mS/cm): 1.05

GENERAL INFORMATION

SUN/OVERCAST: Overcast PERCIPITATION: N WIND DIRECTION: W AMBIENT TEMP (°F): 55

SHIPPED VIA: Lab Pickup

SHIPPED TO: Testamerica

SAMPLER: EC Cmt:

CONTAINER		PRESERVATIVE	ANALYTICAL METHOD	ANALYSIS
SIZE/TYPE	*NUMBER*			
1L/Amber	2	4C	8081	Pest
1L/Amber	2	4C	353.2/8330	Propellants
1L/Amber	1	4C	8330	Explo
1L/Poly	1	HNO3	6010/6020/7470	Metals
250ml/Poly	1	H2SO4	353.2	NO3/NO2
40ml/Vial	3	HCl	8260	VOC
1L/Amber	2	4C	8270	SVOC
1L/Amber	2	4C	8082	PCB

EQM MONITOR WELL PURGING FORM

PROJECT NAME: **RVAAP** PROJECT NUMBER: **030174.0016.001**

LOCATION: LOADLINE 2 DATE: 1/30/2012 START TIME: 14:39

WELL ID: LL2mw-059

WELL DEPTH: _____ INITIAL WATER LEVEL: 12.25

WELL DIAMETER 2 in. SCREEN INTERVAL: 9.3 - 19.1

PUMP/PURGING DEVICE: BP - BLADDER PUMP PUMP INTAKE DEPTH: 17.1

PUMP READINGS: Throttle: 50 Recharge: 10 Discharge: 5

COMMENTS Clear Odor:None

TIME	WATER LEVEL (btoc)	PURGE RATE L/min)	VOLUME PURGED (L)	TEMP. (°C)	SPECIFIC CONDUCT. (mS/cm)	DO (mg/L)	pH	Turb (NTU)	ORP (mV)
15:05	12.80	0.25	0.25	8.42	3.32	1.99	6.36	62.1	0
15:10	13.02	0.25	1.25	8.53	2.67	1.6	6.24	40.9	0
15:15	13.11	0.25	1.25	8.63	2.38	1.34	6.2	22.6	0
15:20	13.19	0.25	1.25	8.63	1.82	0.84	6.19	9.5	0
15:25	13.17	0.25	1.25	8.7	1.75	0.56	6.19	5.7	0
15:30	13.26	0.25	1.25	8.62	1.39	0.39	6.17	3.1	0
15:35	13.25	0.25	1.25	8.7	0.999	0.86	6.18	2.5	0
15:38	13.20	0.25	0.75	8.74	0.999	0.87	6.17	0.8	0
15:41	13.23	0.25	0.75	8.74	0.957	0.77	6.21	0.6	0

Note: Condition of the well: See STATIC WATER LEVEL FORM

Field Personnel: SAS

EQM FIELD SAMPLING REPORT

PROJECT: **RVAAP** LOCATION: **LOADLINE 2** PROJECT NO.: **030174.0016.001**

SAMPLE INFORMATION

WELL: LL2mw-059 SampleID: FWGLL2mw-059C-1859-GW/GF DupIID:

SplitID: RinseID:

MATRIX: WG - Ground Water SAMPLING METHOD: BP - Bladder Pump MS/MSD: N

GRAB: Y COMPOSITE: N DATE: 1/30/2012 TIME: 16:03

FIELD READINGS / OBSERVATIONS

	Turb (NTU):	0.1	Color:	Clear
	ORP (mV):	0	Odor:	None

pH: 6.14 Temperature (°C): 7.86 DO (mg/L): 0.18 Specific Conductivity (mS/cm): 0.694

GENERAL INFORMATION

SUN/OVERCAST: Overcast PERCIPITATION: N WIND DIRECTION: SW AMBIENT TEMP (°F): 28

SHIPPED VIA: Lab Pickup

SHIPPED TO: Testamerica

SAMPLER: SAS Cmt:

CONTAINER		PRESERVATIVE	ANALYTICAL METHOD	ANALYSIS
SIZE/TYPE	*NUMBER*			
1L/Amber	2	4C	8081	Pest
1L/Poly	1	HNO3	6010/6020/7470	Metals
1L/Amber	2	4C	8082	PCB
1L/Amber	2	4C	8270	SVOC
40ml/Vial	3	HCl	8260	VOC
1L/Amber	1	4C	8330	Explo

EQM MONITOR WELL PURGING FORM

PROJECT NAME: **RVAAP** PROJECT NUMBER: **030174.0016.001**

LOCATION: LOADLINE 2 DATE: 1/30/2012 START TIME: 12:30

WELL ID: LL2mw-265

WELL DEPTH: INITIAL WATER LEVEL: 8.75

WELL DIAMETER 2 in. SCREEN INTERVAL: 11.8 - 21.8

PUMP/PURGING DEVICE: BP - BLADDER PUMP PUMP INTAKE DEPTH: 19.8

PUMP READINGS: Throttle: 60 Recharge: 10 Discharge: 5

COMMENTS cloudy Odor:None

TIME	WATER LEVEL (btoc)	PURGE RATE L/min)	VOLUME PURGED (L)	TEMP. (°C)	SPECIFIC CONDUCT. (mS/cm)	DO (mg/L)	pH	Turb (NTU)	ORP (mV)
12:33	8.75	0.25	0.25	8.55	31.5	3.89	6.37	487	0
12:35	8.95	0.25	0.5	8.63	28.7	3.82	6.39	532	0
12:40	9.44	0.25	1.25	8.69	26.7	3.53	6.43	492	0
12:45	9.31	0.25	1.25	8.95	21.5	3.74	6.46	450	0
12:50	9.45	0.25	1.25	8.92	32.8	3.22	6.49	407	0
12:55	9.33	0.25	1.25	8.96	33	3.23	6.49	342	0
13:00	9.32	0.25	1.25	9.05	30.7	3.27	6.51	283	0

Note: Condition of the well: See STATIC WATER LEVEL FORM

Field Personnel: SAS

EQM FIELD SAMPLING REPORT

PROJECT: **RVAAP** LOCATION: **LOADLINE 2** PROJECT NO.: **030174.0016.001**

SAMPLE INFORMATION

WELL: LL2mw-265 SampleID: FWGLL2mw-265C-1860-GW/GF DupIID: FWGLL2mw-265-1890-GW/GF

SplitID: FWGLL2mw-265C-1901s-GW/GF RinseID:

MATRIX: WG - Ground Water SAMPLING METHOD: BP - Bladder Pump MS/MSD: N

GRAB: Y COMPOSITE: N DATE: 1/30/2012 TIME: 13:13

FIELD READINGS / OBSERVATIONS

	Turb (NTU):	229	Color:	cloudy
	ORP (mV):	0	Odor:	None

pH: 6.59 Temperature (°C): 7.31 DO (mg/L): 3.44 Specific Conductivity (mS/cm): 3.75

GENERAL INFORMATION

SUN/OVERCAST: Overcast PERCIPITATION: N WIND DIRECTION: SW AMBIENT TEMP (°F): 28

SHIPPED VIA: Lab Pickup

SHIPPED TO: Testamerica

SAMPLER: SAS Cmt:

CONTAINER		PRESERVATIVE	ANALYTICAL METHOD	ANALYSIS
SIZE/TYPE	*NUMBER*			
1L/Amber	1	4C	8330	Explo
1L/Poly	2	HNO3	6010/6020/7470	Metals
1L/Amber	4	4C	8270	SVOC
40ml/Vial	3	HCl	8260	VOC
1L/Amber	2	4C	353.2/8330	Propellants
1L/Amber	2	4C	8081	Pest

PCB

EQM MONITOR WELL PURGING FORM

PROJECT NAME: **RVAAP** PROJECT NUMBER: **030174.0016.001**

LOCATION: LOADLINE 3 DATE: 1/31/2012 START TIME: 11:50

WELL ID: LL3mw-241

WELL DEPTH: INITIAL WATER LEVEL: 7.17

WELL DIAMETER 2 in. SCREEN INTERVAL: 12.7 - 22.7

PUMP/PURGING DEVICE: BP - BLADDER PUMP PUMP INTAKE DEPTH: 20.7

PUMP READINGS: Throttle: 40 Recharge: 10 Discharge: 5

COMMENTS Clear Odor:None

TIME	WATER LEVEL (btoc)	PURGE RATE L/min)	VOLUME PURGED (L)	TEMP. (°C)	SPECIFIC CONDUCT. (mS/cm)	DO (mg/L)	pH	Turb (NTU)	ORP (mV)
11:53	7.17	0.25	0.25	10.84	3.19	3.89	7.23	364	160
11:56	7.60	0.25	0.75	10.88	0.771	6.97	6.58	25.7	165
11:59	7.60	0.25	0.75	10.92	0.591	6.51	6.32	0	168
12:05	7.32	0.25	1.5	10.96	0.451	5.82	6.01	0	171
12:10	7.55	0.25	1.25	10.87	0.458	5.59	5.97	0	171
12:13	7.60	0.25	0.75	10.91	0.398	5.31	5.93	0	171
12:16	7.61	0.25	0.75	10.9	0.351	5.12	5.9	0	170
12:19	7.44	0.25	0.75	11.08	0.33	4.87	5.91	0	167
12:22	7.35	0.25	0.75	11.13	0.333	4.76	5.9	0	165

Note: Condition of the well: See STATIC WATER LEVEL FORM

Field Personnel: SAS

EQM FIELD SAMPLING REPORT

PROJECT: **RVAAP** LOCATION: **LOADLINE 3** PROJECT NO.: **030174.0016.001**

SAMPLE INFORMATION

WELL: LL3mw-241 SampleID: FWGLL3mw-241C-1861-GW/GF DupID:

SplitID: RinseID:

MATRIX: WG - Ground Water SAMPLING METHOD: BP - Bladder Pump MS/MSD: N

GRAB: Y COMPOSITE: N DATE: 1/31/2012 TIME: 12:39

FIELD READINGS / OBSERVATIONS

	Turb (NTU):	0	Color:	Clear
	ORP (mV):	165	Odor:	None

pH: 5.89 Temperature (°C): 11.16 DO (mg/L): 4.27 Specific Conductivity (mS/cm): 0.336

GENERAL INFORMATION

SUN/OVERCAST: Sunny PERCIPITATION: N WIND DIRECTION: S AMBIENT TEMP (°F): 48

SHIPPED VIA: Lab Pickup

SHIPPED TO: Testamerica

SAMPLER: SAS Cmt:

CONTAINER		PRESERVATIVE	ANALYTICAL METHOD	ANALYSIS
SIZE/TYPE	*NUMBER*			
1L/Poly	1	HNO3	6010/6020/7470	Metals
40ml/Vial	3	HCl	8260	VOC
1L/Amber	3	4C	8270	SVOC
1L/Amber	3	4C	8081	Pest
1L/Amber	1	4C	8330	Explo
1L/Amber	2	4C	353.2/8330	Propellants

EQM MONITOR WELL PURGING FORM

PROJECT NAME: **RVAAP** PROJECT NUMBER: **030174.0016.001**

LOCATION: LOADLINE 3 DATE: 1/31/2012 START TIME: 13:25

WELL ID: LL3mw-242

WELL DEPTH: INITIAL WATER LEVEL: 12.21

WELL DIAMETER 2 in. SCREEN INTERVAL: 9.8 - 19.8

PUMP/PURGING DEVICE: BP - BLADDER PUMP PUMP INTAKE DEPTH: 17.8

PUMP READINGS: Throttle: 40 Recharge: 10 Discharge: 5

COMMENTS Clear Odor:None

TIME	WATER LEVEL (btoc)	PURGE RATE L/min)	VOLUME PURGED (L)	TEMP. (°C)	SPECIFIC CONDUCT. (mS/cm)	DO (mg/L)	pH	Turb (NTU)	ORP (mV)
13:33	13.42	0.25	0.25	10.84	0.53	8.16	5.76	0	237
13:36	13.63	0.25	0.75	10.52	0.448	8.15	5.7	0	243
13:39	13.70	0.25	0.75	10.56	0.378	7.86	5.68	0	250
13:42	13.75	0.25	0.75	10.57	0.343	7.73	5.67	0	255
13:45	13.87	0.25	0.75	10.55	0.326	7.56	5.66	0	265
13:48	13.60	0.25	15.75	10.51	0.296	7.4	5.65	0	268
13:49	13.60	0.25	0.75	10.51	0.296	7.4	5.65	0	268
13:51	13.70	0.25	0.75	10.5	0.288	7.32	5.65	0	271
13:52	13.70	0.25	0.75	10.5	0.288	7.32	5.65	0	271
13:54	13.88	0.25	0.75	10.62	0.274	7.15	5.65	0	274
13:55	13.88	0.25	0.75	10.62	0.274	7.15	5.65	0	274

Note: Condition of the well: See STATIC WATER LEVEL FORM

Field Personnel: SAS

EQM FIELD SAMPLING REPORT

PROJECT: **RVAAP** LOCATION: **LOADLINE 3** PROJECT NO.: **030174.0016.001**

SAMPLE INFORMATION

WELL: LL3mw-242 SampleID: FWGLL3mw-242C-1862-GW/GF DuplID:

SplitID: RinseID:

MATRIX: WG - Ground Water SAMPLING METHOD: BP - Bladder Pump MS/MSD: N

GRAB: Y COMPOSITE: N DATE: 1/31/2012 TIME: 14:09

FIELD READINGS / OBSERVATIONS

	Turb (NTU):	0	Color:	Clear
	ORP (mV):	276	Odor:	None

pH: 5.65 Temperature (°C): 10.48 DO (mg/L): 7.13 Specific Conductivity (mS/cm): 0.268

GENERAL INFORMATION

SUN/OVERCAST: Sunny PERCIPITATION: N WIND DIRECTION: S AMBIENT TEMP (°F): 52

SHIPPED VIA: Lab Pickup

SHIPPED TO: Testamerica

SAMPLER: SAS Cmt:

CONTAINER		PRESERVATIVE	ANALYTICAL METHOD	ANALYSIS
SIZE/TYPE	*NUMBER*			
1L/Poly	1	HNO3	6010/6020/7470	Metals
1L/Amber	2	4C	353.2/8330	Propellants
1L/Amber	1	4C	8330	Explo
1L/Amber	2	4C	8081	Pest
40ml/Vial	3	HCl	8260	VOC
1L/Amber	2	4C	8270	SVOC

EQM MONITOR WELL PURGING FORM

PROJECT NAME: **RVAAP** PROJECT NUMBER: **030174.0016.001**

LOCATION: LOADLINE 4 DATE: 1/31/2012 START TIME: 15:10

WELL ID: LL4mw-199

WELL DEPTH: INITIAL WATER LEVEL: 6.09

WELL DIAMETER 2 in. SCREEN INTERVAL: 10.3 - 20.3

PUMP/PURGING DEVICE: BP - BLADDER PUMP PUMP INTAKE DEPTH: 18.3

PUMP READINGS: Throttle: 20 Recharge: 10 Discharge: 5

COMMENTS cloudy Odor:None

TIME	WATER LEVEL (btoc)	PURGE RATE L/min)	VOLUME PURGED (L)	TEMP. (°C)	SPECIFIC CONDUCT. (mS/cm)	DO (mg/L)	pH	Turb (NTU)	ORP (mV)
15:13	6.50	0.2	0.2	10.13	1.65	5.59	6.53	529	-19
15:16	6.75	0.2	0.6	10.05	1.27	5.57	6.66	348	-67
15:19	7.60	0.2	0.6	10.18	0.9	5.54	6.75	248	-94
15:22	7.80	0.2	0.6	10.18	0.9	4.28	6.83	249	-103
15:25	8.03	0.2	0.6	10.25	0.9	4.94	6.94	208	-109
15:28	8.15	0.2	0.6	10.3	0.9	4.82	6.94	234	-111
15:31	8.20	0.2	0.6	10.38	0.9	4.73	6.95	172	-112

Note: Condition of the well: See STATIC WATER LEVEL FORM

Field Personnel: SAS

EQM FIELD SAMPLING REPORT

PROJECT: **RVAAP** LOCATION: **LOADLINE 4** PROJECT NO.: **030174.0016.001**

SAMPLE INFORMATION

WELL: LL4mw-199 SampleID: FWGLL4mw-199C-1863-GW/GF DuplID:

SplitID: RinseID:

MATRIX: WG - Ground Water SAMPLING METHOD: BP - Bladder Pump MS/MSD: N

GRAB: Y COMPOSITE: N DATE: 1/31/2012 TIME: 15:46

FIELD READINGS / OBSERVATIONS

	Turb (NTU):	164	Color:	cloudy
	ORP (mV):	-114	Odor:	None

pH: 6.93 Temperature (°C): 10.35 DO (mg/L): 4.68 Specific Conductivity (mS/cm): 0.9

GENERAL INFORMATION

SUN/OVERCAST: Overcast PERCIPITATION: N WIND DIRECTION: S AMBIENT TEMP (°F): 55

SHIPPED VIA: Lab Pickup

SHIPPED TO: Testamerica

SAMPLER: SAS Cmt:

CONTAINER		PRESERVATIVE	ANALYTICAL METHOD	ANALYSIS
SIZE/TYPE	*NUMBER*			
1L/Amber	2	4C	8081	Pest
1L/Amber	2	4C	353.2/8330	Propellants
40ml/Vial	3	HCl	8260	VOC
1L/Amber	2	4C	8270	SVOC
1L/Amber	1	4C	8330	Explo
1L/Poly	1	HNO3	6010/6020/7470	Metals

EQM MONITOR WELL PURGING FORM

PROJECT NAME: **RVAAP** PROJECT NUMBER: **030174.0016.001**

LOCATION: LOADLINE 6 DATE: 2/1/2012 START TIME: 12:50

WELL ID: LL6mw-002

WELL DEPTH: INITIAL WATER LEVEL: 17.94

WELL DIAMETER 2 in. SCREEN INTERVAL: 12.5 - 22.5

PUMP/PURGING DEVICE: BP - BLADDER PUMP PUMP INTAKE DEPTH: 20.5

PUMP READINGS: Throttle: 50 Recharge: 12 Discharge: 3

COMMENTS run extra to decrease turbidity Clear Odor:None

TIME	WATER LEVEL (btoc)	PURGE RATE L/min)	VOLUME PURGED (L)	TEMP. (°C)	SPECIFIC CONDUCT. (mS/cm)	DO (mg/L)	pH	Turb (NTU)	ORP (mV)
12:55	18.00	0.2	0.25	12.48	1.02	11.03	6.49	410	108
12:58	18.11	0.2	0.6	12.37	1.04	11	6.55	419	106
13:01	18.18	0.2	0.6	12.34	0.91	11.15	6.59	508	108
13:04	18.24	0.2	0.6	12.18	0.93	11	6.64	565	108
13:07	18.39	0.2	0.6	12.14	0.95	10.98	6.68	580	107

Note: Condition of the well: See STATIC WATER LEVEL FORM

Field Personnel: CAL

EQM FIELD SAMPLING REPORT

PROJECT: **RVAAP** LOCATION: **LOADLINE 6** PROJECT NO.: **030174.0016.001**

SAMPLE INFORMATION

WELL: LL6mw-002 SampleID: FWGLL6mw-002C-1864-GW/GF DupIID:

SplitID: RinseID:

MATRIX: WG - Ground Water SAMPLING METHOD: BP - Bladder Pump MS/MSD: N

GRAB: Y COMPOSITE: N DATE: 2/1/2012 TIME: 13:12

FIELD READINGS / OBSERVATIONS

	Turb (NTU):	590	Color:	Clear
	ORP (mV):	108	Odor:	None

pH: 6.69 Temperature (°C): 12.14 DO (mg/L): 10.98 Specific Conductivity (mS/cm): 0.95

GENERAL INFORMATION

SUN/OVERCAST: Sunny PERCIPITATION: N WIND DIRECTION: W AMBIENT TEMP (°F): 55

SHIPPED VIA: Lab Pickup

SHIPPED TO: Testamerica

SAMPLER: CAL Cmt: extra purge to try & decrease turbidity

CONTAINER		PRESERVATIVE	ANALYTICAL METHOD	ANALYSIS
SIZE/TYPE	*NUMBER*			
1L/Amber	2	4C	8270	SVOC
1L/Poly	1	HNO3	6010/6020/7470	Metals

EQM MONITOR WELL PURGING FORM

PROJECT NAME: **RVAAP** PROJECT NUMBER: **030174.0016.001**

LOCATION: LOADLINE 6 DATE: 1/31/2012 START TIME: 16:45

WELL ID: LL6mw-005

WELL DEPTH: INITIAL WATER LEVEL: 10.69

WELL DIAMETER 2 in. SCREEN INTERVAL: 9.5 - 19.5

PUMP/PURGING DEVICE: BP - BLADDER PUMP PUMP INTAKE DEPTH: 17.5

PUMP READINGS: Throttle: 0 Recharge: 10 Discharge: 5

COMMENTS orange cloudy Odor:None

TIME	WATER LEVEL (btoc)	PURGE RATE L/min)	VOLUME PURGED (L)	TEMP. (°C)	SPECIFIC CONDUCT. (mS/cm)	DO (mg/L)	pH	Turb (NTU)	ORP (mV)
16:45	10.84	0.2	0.2	10.91	2.13	0.9	6.87	-5	-70
16:48	11.20	0.2	0.6	10.91	1.21	0.55	6.83	-5	-69
16:51	11.32	0.2	0.6	10.79	0.98	0.31	6.81	-5	-68
16:54	11.20	0.2	0.6	10.69	0.999	0.77	6.81	595	-68
16:57	11.08	0.2	0.6	10.69	0.91	0.66	6.8	578	-69

Note: Condition of the well: See STATIC WATER LEVEL FORM

Field Personnel: SAS

EQM FIELD SAMPLING REPORT

PROJECT: **RVAAP** LOCATION: **LOADLINE 6** PROJECT NO.: **030174.0016.001**

SAMPLE INFORMATION

WELL: LL6mw-005 SampleID: FWGLL6mw-005C-1865-GW/GF DuplID:

SplitID: RinseID:

MATRIX: WG - Ground Water SAMPLING METHOD: BP - Bladder Pump MS/MSD: N

GRAB: Y COMPOSITE: N DATE: 1/31/2012 TIME: 17:09

FIELD READINGS / OBSERVATIONS

	Turb (NTU):	539	Color:	orange cloudy
	ORP (mV):	-69	Odor:	None

pH: 6.84 Temperature (°C): 10.68 DO (mg/L): 0.63 Specific Conductivity (mS/cm): 0.9

GENERAL INFORMATION

SUN/OVERCAST: Overcast PERCIPITATION: N WIND DIRECTION: SW AMBIENT TEMP (°F): 44

SHIPPED VIA: Lab Pickup

SHIPPED TO: Testamerica

SAMPLER: SAS Cmt:

CONTAINER		PRESERVATIVE	ANALYTICAL METHOD	ANALYSIS
SIZE/TYPE	*NUMBER*			
1L/Amber	2	4C	8270	SVOC
1L/Poly	1	HNO3	6010/6020/7470	Metals

EQM MONITOR WELL PURGING FORM

PROJECT NAME: **RVAAP** PROJECT NUMBER: **030174.0016.001**

LOCATION: NACA TEST A DATE: 2/1/2012 START TIME: 12:02

WELL ID: NTAmw-109

WELL DEPTH: INITIAL WATER LEVEL: 10.43

WELL DIAMETER 2 in. SCREEN INTERVAL: 8 - 18

PUMP/PURGING DEVICE: BP - BLADDER PUMP PUMP INTAKE DEPTH: 16.0

PUMP READINGS: Throttle: 50 Recharge: 12 Discharge: 3

COMMENTS orange Clear Odor:None

TIME	WATER LEVEL (btoc)	PURGE RATE L/min)	VOLUME PURGED (L)	TEMP. (°C)	SPECIFIC CONDUCT. (mS/cm)	DO (mg/L)	pH	Turb (NTU)	ORP (mV)
12:03	10.45	0.25	0.25	9.46	0.166	12.63	7.04	444	96
12:06	10.46	0.25	0.75	9.37	0.162	12.24	6.78	386	112
12:09	10.47	0.25	0.75	9.28	0.158	12.14	6.62	338	118
12:12	10.48	0.25	0.75	9.31	0.155	12.03	6.48	290	124
12:15	10.47	0.25	0.75	9.25	0.148	11.9	6.24	211	128
12:18	10.47	0.25	0.75	9.24	0.147	11.85	6.2	208	128
12:21	10.46	0.25	0.75	9.24	0.146	11.85	6.15	199	127

Note: Condition of the well: See STATIC WATER LEVEL FORM

Field Personnel: CAL

EQM FIELD SAMPLING REPORT

PROJECT: **RVAAP** LOCATION: **NACA TEST A** PROJECT NO.: **030174.0016.001**

SAMPLE INFORMATION

WELL: NTAmw-109 SampleID: FWGNTAmw-109C-1881-GW/GF DupIID:

SplitID: RinseID:

MATRIX: WG - Ground Water SAMPLING METHOD: BP - Bladder Pump MS/MSD: N

GRAB: Y COMPOSITE: N DATE: 2/1/2012 TIME: 12:24

FIELD READINGS / OBSERVATIONS

	Turb (NTU):	171	Color:	Clear
	ORP (mV):	127	Odor:	None

pH: 6.13 Temperature (°C): 9.27 DO (mg/L): 11.8 Specific Conductivity (mS/cm): 0.145

GENERAL INFORMATION

SUN/OVERCAST: Sunny PERCIPITATION: N WIND DIRECTION: SW AMBIENT TEMP (°F): 50

SHIPPED VIA: Lab Pickup

SHIPPED TO: Testamerica

SAMPLER: CAL Cmt:

CONTAINER		PRESERVATIVE	ANALYTICAL METHOD	ANALYSIS
SIZE/TYPE	*NUMBER*			
1L/Poly	1	HNO3	6010/6020/7470	Metals
1L/Amber	2	4C	8082	PCB
1L/Amber	2	4C	8270	SVOC
40ml/Vial	3	HCl	8260	VOC

EQM MONITOR WELL PURGING FORM

PROJECT NAME: **RVAAP** PROJECT NUMBER: **030174.0016.001**

LOCATION: RAMSDELL Q DATE: 1/30/2012 START TIME: 12:45

WELL ID: RQLmw-007

WELL DEPTH: INITIAL WATER LEVEL: 4.35

WELL DIAMETER 2 in. SCREEN INTERVAL: 6 - 16

PUMP/PURGING DEVICE: BP - BLADDER PUMP PUMP INTAKE DEPTH: 14.0

PUMP READINGS: Throttle: 40 Recharge: 10 Discharge: 5

COMMENTS Clear Odor:None

TIME	WATER LEVEL (btoc)	PURGE RATE L/min)	VOLUME PURGED (L)	TEMP. (°C)	SPECIFIC CONDUCT. (mS/cm)	DO (mg/L)	pH	Turb (NTU)	ORP (mV)
12:51	4.48	0.2	1	6.44	0.6	2.5	6.14	43.2	-22
12:54	4.54	0.2	0.6	6.53	0.612	3.59	6.12	22.5	-23
12:57	4.58	0.2	0.6	6.45	0.63	3.68	6.17	0	-23

Note: Condition of the well: See STATIC WATER LEVEL FORM

Field Personnel: EC

EQM FIELD SAMPLING REPORT

PROJECT: **RVAAP** LOCATION: **RAMSDELL Q** PROJECT NO.: **030174.0016.001**

SAMPLE INFORMATION

WELL: RQLmw-007 SampleID: FWGRQLmw-007C-1882-GW/GF DuplID:

SplitID: RinseID:

MATRIX: WG - Ground Water SAMPLING METHOD: BP - Bladder Pump MS/MSD: N

GRAB: Y COMPOSITE: N DATE: 1/30/2012 TIME: 13:01

FIELD READINGS / OBSERVATIONS

	Turb (NTU):	16.4	Color:	Clear
	ORP (mV):	-9	Odor:	None

pH: 6.1 Temperature (°C): 6.6 DO (mg/L): 2.07 Specific Conductivity (mS/cm): 0.484

GENERAL INFORMATION

SUN/OVERCAST: Overcast PERCIPITATION: N WIND DIRECTION: N AMBIENT TEMP (°F): 28

SHIPPED VIA: Lab Pickup

SHIPPED TO: Testamerica

SAMPLER: EC Cmt:

CONTAINER		PRESERVATIVE	ANALYTICAL METHOD	ANALYSIS
SIZE/TYPE	*NUMBER*			
1L/Amber	2	4C	8270	SVOC
1L/Poly	1	HNO3	6010/6020/7470	Metals
1L/Amber	2	4C	353.2/8330	Propellants
250ml/Poly	1	NaOH	9012	Cyanide
1L/Amber	1	4C	8330	Explo
1L/Amber	2	4C	8082	PCB
1L/Amber	2	4C	8081	Pest
40ml/Vial	3	HCl	8260	VOC

EQM MONITOR WELL PURGING FORM

PROJECT NAME: **RVAAP** PROJECT NUMBER: **030174.0016.001**

LOCATION: RAMSDELL QU DATE: 1/30/2012 START TIME: 14:50

WELL ID: RQLmw-008

WELL DEPTH: _____ INITIAL WATER LEVEL: 4.45

WELL DIAMETER 2 in. SCREEN INTERVAL: 6 - 16

PUMP/PURGING DEVICE: BP - BLADDER PUMP PUMP INTAKE DEPTH: 14.0

PUMP READINGS: Throttle: 50 Recharge: 12 Discharge: 3

COMMENTS Clear Odor:None

TIME	WATER LEVEL (btoc)	PURGE RATE L/min)	VOLUME PURGED (L)	TEMP. (°C)	SPECIFIC CONDUCT. (mS/cm)	DO (mg/L)	pH	Turb (NTU)	ORP (mV)
14:52	4.50	0.2	0.25	5.7	1.05	9.19	6.12	132	-55
14:55	4.54	0.2	0.6	5.69	1.07	8.72	6.14	142	-61
14:58	0.60	0.2	0.6	5.67	1.07	8.39	6.19	150	-65

Note: Condition of the well: See STATIC WATER LEVEL FORM

Field Personnel: CAL

EQM FIELD SAMPLING REPORT

PROJECT: **RVAAP** LOCATION: **RAMSDELL Q** PROJECT NO.: **030174.0016.001**

SAMPLE INFORMATION

WELL: RQLmw-008 SampleID: FWGRQLmw-008C-1883-GW/GF DuplID:

SplitID: RinseID:

MATRIX: WG - Ground Water SAMPLING METHOD: BP - Bladder Pump MS/MSD: Y

GRAB: Y COMPOSITE: N DATE: 1/30/2012 TIME: 15:02

FIELD READINGS / OBSERVATIONS

	Turb (NTU):	159	Color:	Clear
	ORP (mV):	-67	Odor:	None

pH: 6.22 Temperature (°C): 5.69 DO (mg/L): 8.35 Specific Conductivity (mS/cm): 1.08

GENERAL INFORMATION

SUN/OVERCAST: Overcast PERCIPITATION: N WIND DIRECTION: N AMBIENT TEMP (°F): 25

SHIPPED VIA: Lab Pickup

SHIPPED TO: Testamerica

SAMPLER: CAL Cmt:

CONTAINER		PRESERVATIVE	ANALYTICAL METHOD	ANALYSIS
SIZE/TYPE	*NUMBER*			
250ml/Poly	1	NaOH	9012	Cyanide
1L/Amber	2	4C	353.2/8330	Propellants
1L/Amber	1	4C	8330	Explo
1L/Amber	2	4C	8082	PCB
1L/Amber	2	4C	8081	Pest
1L/Amber	2	4C	8270	SVOC
40ml/Vial	3	HCl	8260	VOC
1L/Poly	1	HNO3	6010/6020/7470	Metals

EQM MONITOR WELL PURGING FORM

PROJECT NAME: **RVAAP** PROJECT NUMBER: **030174.0016.001**

LOCATION: RAMSDELL QU DATE: 1/30/2012 START TIME: 14:05

WELL ID: RQLmw-009

WELL DEPTH: _____ INITIAL WATER LEVEL: 3.04

WELL DIAMETER 2 in. SCREEN INTERVAL: 5.9 - 15.9

PUMP/PURGING DEVICE: BP - BLADDER PUMP PUMP INTAKE DEPTH: 13.9

PUMP READINGS: Throttle: 25 Recharge: 10 Discharge: 5

COMMENTS Clear Odor:None

TIME	WATER LEVEL (btoc)	PURGE RATE L/min)	VOLUME PURGED (L)	TEMP. (°C)	SPECIFIC CONDUCT. (mS/cm)	DO (mg/L)	pH	Turb (NTU)	ORP (mV)
14:17	3.52	0.2	0.5	6.14	0.23	1.55	6.88	1.6	-38
14:20	3.55	0.2	0.6	6.13	0.231	1.7	6.71	1.3	-31
14:23	3.57	0.2	0.6	6.07	0.23	1.95	6.57	0	-27
14:26	3.57	0.2	0.6	6	0.221	2.53	6.43	0	-20
14:29	3.58	0.2	0.6	6.06	0.222	2.73	6.4	0	-19
14:32	3.59	0.2	1.2	6.02	0.221	3.02	6.37	0	-17

Note: Condition of the well: See STATIC WATER LEVEL FORM

Field Personnel: EC

EQM FIELD SAMPLING REPORT

PROJECT: **RVAAP** LOCATION: **RAMSDELL Q** PROJECT NO.: **030174.0016.001**

SAMPLE INFORMATION

WELL: RQLmw-009 SampleID: FWGRQLmw-009C-1884-GW/GF DupIID: FWGRQLmw-DUP3-1892-GW/GF

SplitID: FWGRQLmw-009C-1899S-GW/GF RinseID:

MATRIX: WG - Ground Water SAMPLING METHOD: BP - Bladder Pump MS/MSD: N

GRAB: Y COMPOSITE: N DATE: 1/30/2012 TIME: 14:41

FIELD READINGS / OBSERVATIONS

	Turb (NTU): 0	Color:	Clear
	ORP (mV): -13	Odor:	None

pH: 6.31 Temperature (°C): 6.09 DO (mg/L): 3.73 Specific Conductivity (mS/cm): 0.221

GENERAL INFORMATION

SUN/OVERCAST: Overcast PERCIPITATION: N WIND DIRECTION: N AMBIENT TEMP (°F): 32

SHIPPED VIA: Lab PU/FedEx

SHIPPED TO: Multiple Labs

SAMPLER: EC Cmt:

CONTAINER		PRESERVATIVE	ANALYTICAL METHOD	ANALYSIS
SIZE/TYPE	*NUMBER*			
1L/Amber	3	4C	8330	Explo
40ml/Vial	9	HCl	8260	VOC
1L/Amber	5	4C	8270	SVOC
1L/Amber	5	4C	8082	PCB
1L/Poly	3	HNO3	6010/6020/7470	Metals
1L/Amber	6	4C	353.2/8330	Propellants
250ml/Poly	3	NaOH	9012	Cyanide
1L/Amber	5	4C	8081	Pest

EQM MONITOR WELL PURGING FORM

PROJECT NAME: **RVAAP** PROJECT NUMBER: **030174.0016.001**

LOCATION: SHARON CON DATE: 1/31/2012 START TIME: 11:56

WELL ID: SCFmw-002

WELL DEPTH: INITIAL WATER LEVEL: 17.6

WELL DIAMETER 2 in. SCREEN INTERVAL: 137 - 147

PUMP/PURGING DEVICE: BP - BLADDER PUMP PUMP INTAKE DEPTH: 145.0

PUMP READINGS: Throttle: 90 Recharge: 30 Discharge: 25

COMMENTS Clear Odor:SULFER

TIME	WATER LEVEL (btoc)	PURGE RATE L/min)	VOLUME PURGED (L)	TEMP. (°C)	SPECIFIC CONDUCT. (mS/cm)	DO (mg/L)	pH	Turb (NTU)	ORP (mV)
11:58	17.34	0.2	0.3	13.12	0.905	9.92	7.14	-3.6	-115
11:58	17.34	0.2	0.3	13.12	0.905	9.92	7.14	-3.6	-115
12:01	17.21	0.2	0.6	12.95	0.909	9.75	7.12	1.12	-122
12:01	17.21	0.2	0.6	12.95	0.909	9.75	7.12	1.12	-122
12:04	17.20	0.2	0.6	13.09	0.926	9.37	7.13	0.4	-129
12:04	17.20	0.2	0.6	13.09	0.926	9.37	7.13	0.4	-129

Note: Condition of the well: See STATIC WATER LEVEL FORM

Field Personnel: JM

EQM FIELD SAMPLING REPORT

PROJECT: **RVAAP** LOCATION: **SHARON CON** PROJECT NO.: **030174.0016.001**

SAMPLE INFORMATION

WELL: SCFmw-002 SampleID: FWGSCFmw-002-1885-GW/GF DuplID:

SplitID: RinseID:

MATRIX: WG - Ground Water SAMPLING METHOD: BP - Bladder Pump MS/MSD: Y

GRAB: Y COMPOSITE: N DATE: 1/31/2012 TIME: 12:08

FIELD READINGS / OBSERVATIONS

	Turb (NTU):	0.3	Color: Clear
	ORP (mV):	-133	Odor: SULFER

pH: 7.12 Temperature (°C): 12.71 DO (mg/L): 9.38 Specific Conductivity (mS/cm): 0.934

GENERAL INFORMATION

SUN/OVERCAST: Overcast PERCIPITATION: N WIND DIRECTION: N AMBIENT TEMP (°F): 45

SHIPPED VIA: Lab Pickup

SHIPPED TO: Testamerica

SAMPLER: CAL Cmt:

CONTAINER		PRESERVATIVE	ANALYTICAL METHOD	ANALYSIS
SIZE/TYPE	*NUMBER*			
1L/Amber	6	4C	8270	SVOC
250ml/Poly	3	H2SO4	353.2	NO3/NO2
1L/Poly	3	HNO3	6010/6020/7470	Metals
1L/Amber	6	4C	353.2/8330	Propellants
1L/Amber	3	4C	8330	Explo
1L/Amber	6	4C	8082	PCB
1L/Amber	6	4C	8081	Pest
40ml/Vial	9	HCl	8260	VOC

EQM MONITOR WELL PURGING FORM

PROJECT NAME: **RVAAP** PROJECT NUMBER: **030174.0016.001**

LOCATION: SHARON CON DATE: 1/31/2012 START TIME: 9:02

WELL ID: SCFmw-004

WELL DEPTH: INITIAL WATER LEVEL: -0.25

WELL DIAMETER 2 in. SCREEN INTERVAL: 100 - 110

PUMP/PURGING DEVICE: BP - BLADDER PUMP PUMP INTAKE DEPTH: 108.0

PUMP READINGS: Throttle: 90 Recharge: 40 Discharge: 35

COMMENTS Clear Odor:SULFER

TIME	WATER LEVEL (btoc)	PURGE RATE L/min)	VOLUME PURGED (L)	TEMP. (°C)	SPECIFIC CONDUCT. (mS/cm)	DO (mg/L)	pH	Turb (NTU)	ORP (mV)
9:05	-0.25	0.25	0.3	10.34	1.13	9.03	6.37	-5.3	-71
9:05	-0.25	0.25	0.3	10.34	1.13	9.03	6.37	-5.3	-71
9:08	-0.25	0.25	0.75	10.22	1.13	9.08	6.44	-5.4	-72
9:08	-0.25	0.25	0.75	10.22	1.13	9.08	6.44	-5.4	-72
9:11	-0.25	0.25	0.75	10.39	1.13	9.07	6.51	-5.1	-76
9:11	-0.25	0.25	0.75	10.39	1.13	9.07	6.51	-5.1	-76
9:14	-0.25	0.25	0.75	10.21	1.13	9.16	6.53	-5.4	-77
9:14	-0.25	0.25	0.75	10.21	1.13	9.16	6.53	-5.4	-77

Note: Condition of the well: See STATIC WATER LEVEL FORM

Field Personnel: JM

EQM FIELD SAMPLING REPORT

PROJECT: **RVAAP** LOCATION: **SHARON CON** PROJECT NO.: **030174.0016.001**

SAMPLE INFORMATION

WELL: SCFmw-004 SampleID: FWGSCFmw-004-1886-GW/GF DuplID: FWGSCFmw-DUP4-1893-GW/GF

SplitID: FWGSCFmw-004-1898S-GW/GF RinseID:

MATRIX: WG - Ground Water SAMPLING METHOD: BP - Bladder Pump MS/MSD: N

GRAB: Y COMPOSITE: N DATE: 1/31/2012 TIME: 9:18

FIELD READINGS / OBSERVATIONS

	Turb (NTU):	-5.7	Color: Clear
	ORP (mV):	-83	Odor: SULFER

pH: 6.56 Temperature (°C): 10.41 DO (mg/L): 9.15 Specific Conductivity (mS/cm): 1.13

GENERAL INFORMATION

SUN/OVERCAST: Overcast PERCIPITATION: N WIND DIRECTION: NW AMBIENT TEMP (°F): 45

SHIPPED VIA: Lab PU/FedEx

SHIPPED TO: Multiple Labs

SAMPLER: CAL Cmt: 1 Pest for each set, no PCBs for SPLIT/DUP

CONTAINER		PRESERVATIVE	ANALYTICAL METHOD	ANALYSIS
SIZE/TYPE	*NUMBER*			
40ml/Vial	9	HCl	8260	VOC
250ml/Poly	3	NaOH	9012	Cyanide
1L/Amber	6	4C	353.2/8330	Propellants
1L/Amber	3	4C	8330	Explo
1L/Amber	2	4C	8082	PCB
1L/Amber	4	4C	8081	Pest
1L/Poly	3	HNO3	6010/6020/7470	Metals
1L/Amber	6	4C	8270	SVOC

EQM MONITOR WELL PURGING FORM

PROJECT NAME: **RVAAP** PROJECT NUMBER: **030174.0016.001**

LOCATION: WINKLEPECK DATE: 2/1/2012 START TIME: 10:20

WELL ID: WBGmw-006

WELL DEPTH: INITIAL WATER LEVEL: 4.93

WELL DIAMETER 2 in. SCREEN INTERVAL: 7.6 - 17.6

PUMP/PURGING DEVICE: BP - BLADDER PUMP PUMP INTAKE DEPTH: 15.6

PUMP READINGS: Throttle: 40 Recharge: 10 Discharge: 5

COMMENTS Clear Odor:None

TIME	WATER LEVEL (btoc)	PURGE RATE L/min)	VOLUME PURGED (L)	TEMP. (°C)	SPECIFIC CONDUCT. (mS/cm)	DO (mg/L)	pH	Turb (NTU)	ORP (mV)
10:31	5.20	0.2	0.25	10.06	0.531	0.98	7.33	71	92
10:34	5.20	0.2	0.6	10	0.531	0.29	7.3	53.9	85
10:37	5.21	0.2	0.6	10.16	0.532	0.07	7.29	48.9	80
10:40	5.23	0.2	0.6	10.28	0.531	0	7.27	40.3	78

Note: Condition of the well: See STATIC WATER LEVEL FORM

Field Personnel: EC

EQM FIELD SAMPLING REPORT

PROJECT: **RVAAP** LOCATION: **WINKLEPEC** PROJECT NO.: **030174.0016.001**

SAMPLE INFORMATION

WELL: WBGmw-006 SampleID: FWGWBGmw-006C-1887-GW/GF DuplID:

SplitID: RinseID:

MATRIX: WG - Ground Water SAMPLING METHOD: BP - Bladder Pump MS/MSD: N

GRAB: Y COMPOSITE: N DATE: 2/1/2012 TIME: 10:45

FIELD READINGS / OBSERVATIONS

	Turb (NTU):	34.5	Color:	Clear
	ORP (mV):	77	Odor:	None

pH: 7.26 Temperature (°C): 10.34 DO (mg/L): 0 Specific Conductivity (mS/cm): 0.532

GENERAL INFORMATION

SUN/OVERCAST: Sunny PERCIPITATION: N WIND DIRECTION: SW AMBIENT TEMP (°F): 45

SHIPPED VIA: Lab Pickup

SHIPPED TO: Testamerica

SAMPLER: AD Cmt:

CONTAINER		PRESERVATIVE	ANALYTICAL METHOD	ANALYSIS
SIZE/TYPE	*NUMBER*			
1L/Poly	1	HNO3	6010/6020/7470	Metals
1L/Amber	2	4C	353.2/8330	Propellants
1L/Amber	1	4C	8330	Explo
1L/Amber	2	4C	8270	SVOC
40ml/Vial	3	HCl	8260	VOC

EQM MONITOR WELL PURGING FORM

PROJECT NAME: **RVAAP** PROJECT NUMBER: **030174.0016.001**

LOCATION: WINKLEPECK DATE: 2/1/2012 START TIME: 9:10

WELL ID: WBGmw-007

WELL DEPTH: 24.46 INITIAL WATER LEVEL: 16.09

WELL DIAMETER 2 in. SCREEN INTERVAL: 13.5 - 23.5

PUMP/PURGING DEVICE: - PUMP INTAKE DEPTH: 21.5

PUMP READINGS: Throttle: Recharge: Discharge:

COMMENTS hard Clear Odor:None

TIME	WATER LEVEL (btoc)	PURGE RATE L/min)	VOLUME PURGED (L)	TEMP. (°C)	SPECIFIC CONDUCT. (mS/cm)	DO (mg/L)	pH	Turb (NTU)	ORP (mV)
9:19	16.06	0.2	0.5	10.05	0.506	0.93	6.54	149	-9
9:19	16.06	0.2	0.5	10.05	0.506	0.93	6.54	149	-9
9:22	16.09	0.2	0.6	10.15	0.501	0.77	6.67	120	-21
9:22	16.09	0.2	0.6	10.15	0.501	0.77	6.67	120	-21
9:25	16.10	0.2	0.6	10.49	0.512	0.94	6.85	107	-27
9:25	16.10	0.2	0.6	10.49	0.512	0.94	6.85	107	-27
9:28	16.11	0.2	0.6	10.56	0.488	1.44	6.97	58	-27
9:28	16.11	0.2	0.6	10.56	0.488	1.44	6.97	58	-27
9:31	16.11	0.2	0.6	10.58	0.477	1.67	7.04	45.4	-25
9:31	16.11	0.2	0.6	10.58	0.477	1.67	7.04	45.4	-25
9:34	16.11	0.2	0.6	10.63	0.469	1.97	7.11	42.8	-23
9:34	16.11	0.2	0.6	10.63	0.469	1.97	7.11	42.8	-23
9:37	16.11	0.2	0.6	10.66	0.46	2.16	7.14	40.9	-21
9:37	16.11	0.2	0.6	10.66	0.46	2.16	7.14	40.9	-21

Note: Condition of the well: See STATIC WATER LEVEL FORM

Field Personnel: EC

EQM FIELD SAMPLING REPORT

PROJECT: **RVAAP** LOCATION: **WINKLEPEC** PROJECT NO.: **030174.0016.001**

SAMPLE INFORMATION

WELL: WBGmw-007 SampleID: FWGWBGmw-007C-1888-GW/GF DuplID:

SplitID: RinseID:

MATRIX: WG - Ground Water SAMPLING METHOD: BP - Bladder Pump MS/MSD: N

GRAB: **Y** COMPOSITE: **N** DATE: 2/1/2012 TIME: 9:41

FIELD READINGS / OBSERVATIONS

	Turb (NTU):	35.7	Color:	Clear
	ORP (mV):	-20	Odor:	None

pH: 7.17 Temperature (°C): 10.65 DO (mg/L): 2.32 Specific Conductivity (mS/cm): 0.457

GENERAL INFORMATION

SUN/OVERCAST: Sunny PERCIPITATION: N WIND DIRECTION: SW AMBIENT TEMP (°F): 45

SHIPPED VIA: Lab Pickup

SHIPPED TO: Testamerica

SAMPLER: EC Cmt:

CONTAINER		PRESERVATIVE	ANALYTICAL METHOD	ANALYSIS
SIZE/TYPE	*NUMBER*			
40ml/Vial	3	HCl	8260	VOC
1L/Poly	1	HNO3	6010/6020/7470	Metals
1L/Amber	2	4C	353.2/8330	Propellants
1L/Amber	1	4C	8330	Explo
1L/Amber	2	4C	8270	SVOC

EQM MONITOR WELL PURGING FORM

PROJECT NAME: **RVAAP** PROJECT NUMBER: **030174.0016.001**

LOCATION: WINKLEPECK DATE: 2/1/2012 START TIME: 11:45

WELL ID: WBGmw-009

WELL DEPTH: _____ INITIAL WATER LEVEL: 10.46

WELL DIAMETER 2 in. SCREEN INTERVAL: 11.4 - 21.4

PUMP/PURGING DEVICE: BP - BLADDER PUMP PUMP INTAKE DEPTH: 19.4

PUMP READINGS: Throttle: 45 Recharge: 10 Discharge: 5

COMMENTS Clear Odor:None

TIME	WATER LEVEL (btoc)	PURGE RATE L/min)	VOLUME PURGED (L)	TEMP. (°C)	SPECIFIC CONDUCT. (mS/cm)	DO (mg/L)	pH	Turb (NTU)	ORP (mV)
12:00	12.66	0.2	0.5	11.03	0.326	0.32	6.44	2.5	114
12:03	12.74	0.2	0.6	11.09	0.333	0.24	6.33	0	113
12:06	12.76	0.2	0.6	11.15	0.334	0.23	6.33	0	113
12:09	12.79	0.2	0.6	11.21	0.335	0.18	6.3	0	113

Note: Condition of the well: See STATIC WATER LEVEL FORM

Field Personnel: AD

EQM FIELD SAMPLING REPORT

PROJECT: **RVAAP** LOCATION: **WINKLEPEC** PROJECT NO.: **030174.0016.001**

SAMPLE INFORMATION

WELL: WBGmw-009 SampleID: FWGWBGmw-009C-1889-GW/GF DuplID:

SplitID: RinseID: FWGEQUIPRinse3-1896-GW

MATRIX: WG - Ground Water SAMPLING METHOD: BP - Bladder Pump MS/MSD: N

GRAB: Y COMPOSITE: N DATE: 2/1/2012 TIME: 12:15

FIELD READINGS / OBSERVATIONS

	Turb (NTU):	0	Color:	Clear
	ORP (mV):	113	Odor:	None

pH: 6.28 Temperature (°C): 11.24 DO (mg/L): 0.14 Specific Conductivity (mS/cm): 0.335

GENERAL INFORMATION

SUN/OVERCAST: Sunny PERCIPITATION: N WIND DIRECTION: W AMBIENT TEMP (°F): 50

SHIPPED VIA: Lab Pickup

SHIPPED TO: Testamerica

SAMPLER: AD Cmt:

CONTAINER		PRESERVATIVE	ANALYTICAL METHOD	ANALYSIS
SIZE/TYPE	*NUMBER*			
1L/Amber	2	4C	353.2/8330	Propellants
1L/Amber	1	4C	8330	Explo
1L/Amber	2	4C	8270	SVOC
40ml/Vial	3	HCl	8260	VOC
1L/Poly	1	HNO3	6010/6020/7470	Metals

Daily QC Records

Date: 30-Jan

S	M	T	W	T	F	S
	X					

DAILY QUALITY CONTROL REPORT

COE Project Manager: Glen Beckham

Project: Ravenna Army Ammunition Plant Groundwater Monitoring

Job No.: 030174.0016.001

Contract No.: GSA Contract Number GS-10F-0293K Delivery Order W912QR-11-F-0266

Weather	Bright Sun	Clear	Over-Cast	Rain	Snow
			x		
Temp	To 32	32-50	50-70	70-85	85 up
	x	x			
Wind	Still	Moder	High	Report No.	
	x				
Humidity	Dry	Moder	Humid	013012	
	x	x			

SUB-CONTRACTORS ON SITE:

Environmental Quality Management, Inc.

EQUIPMENT ON SITE:

Water level meters, Four water quality meters (Horiba-U22's); One multigas detector (MSA); One deep well bladder set up; Four bladder pumps w/ associated controllers and compressors.

WORK PERFORMED (INCLUDING SAMPLING):

Arrive at Building 1036, unload/load and organize equipment. Event water level collections.
Purge and sample work completed at the wells. Samples were collected at the following locations: BKGmw-005, LL2mw-059, LL2mw-265, LL10mw-003, B12mw-012, EBGmw-125 ,LL12mw-185, RQLmw-007, RQLmw-008, and RQLmw-009

Field duplicate and QA split samples were collected from LL2mw-265. Extra volume was collected from RQLmw-008 to be designated for matrix spike/matrix spike duplicate analysis at the laboratory. Additionally, a field rinsate was collected by Team # 3.

Project	Ravenna Army Ammunition Plant Groundwater Monitorin	Report No.	013012
Job No.	030174.0016.001	Date:	1/30/2012

QUALITY CONTROL ACTIVITIES (INCLUDING FIELD CALIBRATIONS):

All field equipment was calibrated prior to mobilizing to the field. Water level meter devices were checked for correct footage. Water quality meters were calibrated with AutoCal Solution - certified values are: Conductivity - 4.49 mS/cm; Turbidity - 0 NTU; pH - 4.0 and 7.0 su.
Multigas detector calibrated with Zero Air Standard and 100 ppm Isobutylene. All field equipment was within calibration criteria.

HEALTH AND SAFETY LEVELS AND ACTIVITIES:
H&S briefing conducted prior to mobilizing to the field. All personnel to don modified Level 4 PPE (i.e. steel-toed shoes, safety glasses, & nitrile gloves). First Aid kits were included in each vehicle, & personnel were made aware of eyewash station locations.
Each team was equipped with a cellular phone. Personnel were instructed to hydrate frequently and watch for signs of heat/cold stress. Personnel were also instructed to be alert for storms, poisonous plants, stinging insect, ticks, and roaming deer.

PROBLEMS ENCOUNTERED/CORRECTIVE ACTION (S) TAKEN:

LL1mw-064 water colum was high in stand pipe and was frozen. Well was wrapped with black to accumulate heat, will check tomorrow.

SPECIAL NOTES:

N/A

TOMORROWS EXPECTATIONS:

Expectations for tomorrow are to safely and correctly collect samples from a minimum of 9 wells and continue water level collections.

Date: 31-Jan

S	M	T	W	T	F	S
		X				

DAILY QUALITY CONTROL REPORT

COE Project Manager Glen Beckham

Project Ravenna Army Ammunition Plant Groundwater Monitoring

Job No. 030174.0016.001

GSA Contract Number GS-10F-0293K

Contract No. Delivery Order W912QR-11-F-0266

Weather	Bright Sun	Clear	Over-Cast	Rain	Snow
			x		
Temp	To 32	32-50	50-70	70-85	85 up
		x			
Wind	Still	Moder	High	Report No.	
		x			
Humidity	Dry	Moder	Humid	013112	
		x			

SUB-CONTRACTORS ON SITE:

Environmental Quality Management, Inc.

EQUIPMENT ON SITE:

Water level meters, Four water quality meters (Horiba-U22's); One multigas detector (MSA); One deep well bladder set up; Four bladder pumps w/ associated controllers and compressors.

WORK PERFORMED (INCLUDING SAMPLING):

Arrive at Building 1036, unload/load and organize equipment. Continue event water level collections. Continue purge and sample work at the wells. Samples were collected at the following locations: LL1mw-064, LL1mw-065, LL3mw-241, LL3mw-242, LL4mw-199, LL6mw-005, LL12mw-182, LL12mw-187, LL12mw-242, LL12mw-245, LL12mw-246, CBPmw-002, SCFmw-002, and SCFmw-004. DETmw-004 was purged dry and therefore not finished.

Field duplicate and QA split samples were collected from SCFmw-004 and LL12mw-245. Extra volume was collected from SCFmw-002 to be designated for matrix spike/matrix spike duplicate analysis at the laboratory. Additionally, a field rinsate was collected by Team # 2.

Project	Ravenna Army Ammunition Plant Groundwater Monitorin	Report No.	013112
Job No.	030174.0016.001	Date:	1/31/2012

QUALITY CONTROL ACTIVITIES (INCLUDING FIELD CALIBRATIONS):

All field equipment was calibrated prior to mobilizing to the field. Water level meter devices were checked for correct footage. Water quality meters were calibrated with AutoCal Solution - certified values are: Conductivity - 4.49 mS/cm; Turbidity - 0 NTU; pH - 4.0 and 7.0 su.
Multigas detector calibrated with Zero Air Standard and 100 ppm Isobutylene. All field equipment was within calibration criteria.

HEALTH AND SAFETY LEVELS AND ACTIVITIES:
H&S briefing conducted prior to mobilizing to the field. All personnel to don modified Level 4 PPE (i.e. steel-toed shoes, safety glasses, & nitrile gloves). First Aid kits were included in each vehicle, & personnel were made aware of eyewash station locations.
Each team was equipped with a cellular phone. Personnel were instructed to hydrate frequently and watch for signs of heat/cold stress. Personnel were also instructed to be alert for storms, poisonous plants, stinging insect, ticks, and roaming deer.

PROBLEMS ENCOUNTERED/CORRECTIVE ACTION (S) TAKEN:

DETmw-004 was purged dry and therefore not finished. Will return within 24hours to complete the sampling.

SPECIAL NOTES:

N/A

TOMORROWS EXPECTATIONS:

Expectations for tomorrow are to safely and correctly collect samplesthe remaining wells and finish water level collections.

Date: 1-Feb

S	M	T	W	T	F	S
			X			

DAILY QUALITY CONTROL REPORT

COE Project Manager Glen Beckham

Project Ravenna Army Ammunition Plant Groundwater Monitoring

Job No. 030174.0016.001

Contract No. GSA Contract Number GS-10F-0293K Delivery Order W912QR-11-F-0266

Weather	Bright Sun	Clear	Over-Cast	Rain	Snow
			x		
Temp	To 32	32-50	50-70	70-85	85 up
		x	x		
Wind	Still	Moder	High	Report No.	
	X				
Humidity	Dry	Moder	Humid		
		x		020112	

SUB-CONTRACTORS ON SITE:

Environmental Quality Management, Inc.

EQUIPMENT ON SITE:

Water level meters, Four water quality meters (Horiba-U22's); One multigas detector (MSA); One deep well bladder set up; Four bladder pumps w/ associated controllers and compressors.

WORK PERFORMED (INCLUDING SAMPLING):

Arrive at Building 1036, unload/load and organize equipment.
Finalize purge and sample work at the wells. Samples were collected at the following locations: LL6mw-002, LL1mw-007, CBLmw-002, DETmw-003, finish DETmw-004, DA2mw-108, NTAmw-109, WBGmw-006, WBGmw-007, and WBGmw-009.

Additionally, a field rinseate was collected by Team #1. The IDW was sampled. Packed equipment for return back to Cincinnati, and cleaned Building 1036 while waiting for lab to arrive. Demobilization.

Project	Ravenna Army Ammunition Plant Groundwater Monitorin	Report No.	020112
Job No.	030174.0016.001	Date:	2/1/2012

QUALITY CONTROL ACTIVITIES (INCLUDING FIELD CALIBRATIONS):

All field equipment was calibrated prior to mobilizing to the field. Water quality meters were calibrated with AutoCal Solution - certified values are: Conductivity - 4.49 mS/cm; Turbidity - 0 NTU; pH - 4.0 and 7.0 su. Multigas detector calibrated with Zero Air Standard and 100 ppm Isobutylene. All field equipment was within calibration criteria.

HEALTH AND SAFETY LEVELS AND ACTIVITIES:

H&S briefing conducted prior to mobilizing to the field. All personnel to don modified Level 4 PPE (i.e. steel-toed shoes, safety glasses, & nitrile gloves). First Aid kits were included in each vehicle, & personnel were made aware of eyewash station locations.

Each team was equipped with a cellular phone. Personnel were instructed to hydrate frequently and watch for signs of heat/cold stress. Personnel were also instructed to be alert for storms, poisonous plants, stinging insect, ticks, and roaming deer.

PROBLEMS ENCOUNTERED/CORRECTIVE ACTION (S) TAKEN:

N/A

SPECIAL NOTES:

N/A

TOMORROWS EXPECTATIONS:

NA

APPENDIX C

DATA VERIFICATION REPORTS/ LABORATORY DATA SHEETS

Data Verification Summary

Site: Ravenna Army Ammunition Plant
Sampling Event: January 2012
Sample Delivery Group: 240-8119-1

Date: May 22, 2012
Revision: 2

Data Reviewer: Angye Dragotta /Environmental Quality Management, Inc. (EQM, Inc.)

QA/QC Summary

On January 30, 2012 the following samples were collected from groundwater-monitoring wells at Ravenna Army Ammunition Plant and analyzed as part of SDG 240-8119-1. Data analysis was performed by Test America, North Canton with the exception of the analytical for methods 8330, M8330 and TALSOPWS-WC-0050. Methods 8330, M8330, and TALSOPWS-WC-0050 were analyzed by Test America, West Sacramento.

Field Sample ID	Method	Analytes
FWGBKGmw-021C-1856-GW	SW846 8260B SW846 8081A SW846 8081A SW846 8330 SW846 M8330 TAL- SOP WS-WC-0050	VOCs Pesticides PCB Explosives Nitroguanidine Nitrocellulose
FWGRQLmw-008c-1883-GW		
FWGRQLmw-007c-1882-GW		
FWGRQLmw-009c-1884-GW		
FWGRQLmw-DUP3-1892-GW		
FWGLL2mw-265c-1860-GW		
FWGLL2mw-Dup1-1890-GW		
FWGLL2mw-059c-1859-GW		
FWGEQUIPRINSE-1-1894-GW		
FWGLL12mw-185c-1869-GW	353.2	Nitrate-Nitrite
FWGRQLmw-008c-1883-GW	SW846 8270C (Full RVAAP TAL) SW846 9012	SVOCs Cyanide
FWGRQLmw-007c-1882-GW		
FWGRQLmw-009c-1884-GW		
FWGRQLmw-DUP3-1892-GW		
FWGEQUIPRINSE-1-1894-GW		
FWGBKGmw-021C-1856-GW	SW846 8270C (Nitroaromatics and phthalates)	SVOCs
FWGEBGmw-125c-1880-GW		
FWGLL2mw-265c-1860-GW	SW846 8270C (Nitroaromatics, phthalates and phenols)	
FWGLL2mw-Dup1-1890-GW		
FWGLL2mw-059c-1859-GW		
FWGB12mw-012c-1874-GW	SW846 8270C (Nitroaromatics, PAH and phthalates)	
FWGEQUIPRINSE-1-1894-GW	SW846 6010B/6020/7470A	TAL23 Metals
FWGBKGmw-021C-1856-GF	SW846 6010B/6020/7470A	TAL23 Metals (Filtered)
FWGB12mw-012C-1874-GF		
FWGEBGmw-125c-1880-GF		
FWGRQLmw-008c-1883-GF		
FWGRQLmw-007c-1882-GF		
FWGRQLmw-009c-1884-GF		
FWGRQLmw-DUP3-1892-GF		
FWGLL10mw-003c-1866-GF		
FWGLL2mw-265c-1860-GF		
FWGLL2mw-Dup1-1890-GF		
FWGLL2mw-059c-1859-GF		
FWGLL12mw-185c-1869-GF		
FWGTEAM1-Trip	SW846 8260B	VOCs
FWGTEAM2-Trip		
FWGTEAM3-Trip		
FWGLL10mw-003c-1866-GW		

Data Verification Summary

Site: Ravenna Army Ammunition Plant
Sampling Event: January 2012 **Date:** May 22, 2012
Sample Delivery Group: 240-8119-1 **Revision:** 2

The data presented in this report were evaluated according to the *Final Facility Wide Groundwater Monitoring Program, RVAAP-66 Facility Wide Groundwater Quality Assurance Project Plan (QAPP) Addendum for the Ravenna Army Ammunition Plant, Ravenna, OH, Environmental Quality Management, January, 2012.* The following documents will be used as needed to supplement the project documentation: e United States Department of Defense (DoD) Quality Services Manual (QSM) for Environmental Laboratories, Version 4.1, and the United States Army Corps of Engineers (USACE), Louisville District Quality Systems Manual Supplement (LS), *EPA National Functional Guidelines (NFG) for Organic Data Review, EPA-540/R-08-01, June 2008, NFG for Inorganic Data Review, EPA-540/R-04-004, October 2004*, Analytical Methods, and Laboratory Standard Operating Procedures. The QC criteria provided in the reference documents represent accuracy and precision performance goals for each analytical method. QC criteria reviewed for each method are listed below, along with any outliers.

All analytical results have been verified against compliance requirements specified in the project QAP, QSM, LS, associated analytical methods and/or SOPs, as appropriate, and reported by the laboratory as directed by the DoD QSM. Previously, results were evaluated using LCG. Under LCG, sample results were reported as nondetect to the MDL and reported as estimated between the MDL and RL. As a result of the transition from LCG to QSM, the following definitions were used by the laboratory in reporting data:

LOD - An estimate of the minimum amount of a substance that an analytical process can reliably detect.

LOQ - The lowest concentration that produces a quantitative result within specified limits of precision and bias.

DL- The smallest analyte concentration that can be demonstrated to be different from zero or a blank concentration at the 99% level of confidence.

The DL and LOQ were listed as headers in the laboratory reports and data was qualified by the laboratory as follows; nondetect results were reported at the LOD with a "U" flag. Results between the DL and LOQ were reported as estimated, qualified with a "J" flag.

Checklists used in review of the data have been presented in Appendix 1. Outliers have been noted below and results requiring qualification, as a result of this verification process, have been summarized in Appendix 2.

The completeness objective for the project was 90%. The completeness objective was met for this SDG, 100%. Limitations, if any, on the data are indicated with qualifiers detailed below.

The cooler temperatures were documented as being acceptable upon receipt at the North Canton Laboratory. The subcontract laboratory (TA-West Sacramento) logged and reported sample FWGLL12mw-185c-1869-GW as FWGLL2mw-185c-1869-GW.

VOAs - 8260B

The following QC criteria were reviewed with acceptable results, except as noted below:

- Holding times, preservation, sample handling
- Tuning criteria
- Initial Calibration Criteria including SPCC and CCC compounds
- ICV/CCV criteria
- Internal standard area counts and retention times
- LOD and MRL verification criteria
- Method/Field/Trip blank Criteria
- Surrogate recoveries
- Field duplicate RPD criteria
- Laboratory Control Sample criteria
- Matrix Spike Recovery Criteria and RPD

MRL Recovery

- The opening MRL analyzed 2/2/12 at 1141 recovered above control limits of 70-130% for methylene chloride at 235%.
- The closing MRL check analyzed 2/2/12 at 1802 recovered above limits of 70-130% for methylene chloride at 268%.

The detected methylene chloride results for samples FWGTEAM1-TRIP, FWGTEAM2-TRIP and FWGTEAM3-TRIP were qualified as estimated, "J".

Blanks

- Methylene chloride was detected in the method blank at 1.44 ug/L.

The methylene chloride results for samples FWGTEAM1-TRIP, FWGTEAM2-TRIP and FWGTEAM3-TRIP were qualified, "B".

- Methylene chloride was detected in FWGTEAM1-TRIP at 0.69ug/L, FWGTEAM2-TRIP at 0.73ug/L and FWGTEAM3-TRIP at 0.76ug/L.

No qualifications were made as there were no detected methylene chloride results for the associated field samples

SVOCs- 8270C

The following QC criteria were reviewed with acceptable results, except as noted below:

- Holding times, preservation, sample handling
- Tuning criteria
- Initial Calibration Criteria including SPCC and CCC compounds
- ICV/CCV criteria
- Internal standard area counts and retention times
- LOD and MRL verification criteria
- Method/Field blank Criteria
- Surrogate recoveries
- Field duplicate RPD criteria
- Laboratory Control Sample criteria
- Matrix Spike Recovery Criteria and RPD

MRL Recovery

- The opening MRL analyzed 2/8/12 @ 0921 for 4,6-Dinitro-2-phethylphenol did not recover (0%).
- The closing MRL analyzed 2/8/12 at 1452 recovered below control limits of 70-130% for 2,4-dinitrophenol at 68%.

The 4,6-dinitro-2-phethylphenol results were qualified unusable, "R" and 2,4-dinitrophenol results "UJ" for samples FWGRQLmw-007c-1882-GW, FWGRQLmw-009c-1884-GW, FWGRQLmw-DUP3-1884-GW, FWGB12mw-012c-1874-GW, FWGRQLmw-008c-1883-GW, FWGEBGmw-125c-1880-GW, FWGLL2mw-265c-1860-GW, FWGLL2mw-DUP1-1890-GW, FWGBKGmw-021c-1856-GW, FWGEQUIPRinse1-1894-GW and FWGLL2mw-059c-1859-GW.

CCV

The CCV analyzed 2/8/12 recovered above control limits with a %D of 28.9% for 4-nitrophenol. No qualifications were made as there were no reported 4-nitrophenol concentrations for the associated field samples.

Blanks

bis (2-ethylhexyl)phthalate was detected in FWGEQUIPRinse1-1894-GW at 1.1ug/L. The bis (2-ethylhexyl)phthalate results for samples FWGRQLmw-007c-1882-GW, FWGRQLmw-009c-1884-GW, FWGBKGmw-021c-1856-GW, FWGB12mw-012c-1874-GW, FWGRQLmw-008c-1883-GW, FWGEBGmw-125c-1880-GW, FWGLL2mw-265c-1860-GW, FWGLL2mw-DUP1-1890-GW and FWGLL2mw-059c-1859-GW were qualified, "B" as the sample results were <10x equipment rinse contamination.

Matrix Spikes

Matrix spike analysis was performed on sample FWGRQLmw-008c-1883-GW.

- The MS and MSD recovered below the lower control limit (LCL) of 20% for 3,3,-dichlorobenzidine at 2% and 0%, respectively, at 43% and 37% for benzo(a) pyrene (LCL 55%), bis(2-ethylhexyl) phthalate at 36% and 24% (LCL 40%) and indeno(1,2,3-cd)pyrene at 44% and 33% (LCL 45%) .
- The MSD recovered below the LCL of 45% for benzo(b)fluoranthene at 39%, benzo(g,h,i)perylene at 36% (LCL 40%), benzo(k) fluoranthene at 44% (LCL 45%), dibenz(a,h) anthracene at 32% (LCL 40%) and di-n-octylphthalate at 24% (LCL 35%).

The MS/MSD RPD was above control limits of 30% for 3,3'-dichlorobenzidine at 200%, bis (2-ethylhexyl)phthalate at 31% and di-n-octyl phthalate at 52%. The benzo(a) pyrene, bis(2-ethylhexyl) phthalate, indeno(1,2,3-cd)pyrene, benzo(b)fluoranthene, benzo(g,h,i)perylene, benzo(k)fluoranthene, dibenz(a,h) anthracene and di-n-octylphthalate results for sample FWGRQLmw-008c-1883-GW were qualified as estimated, "J/UJ". The 3,3'-dichlorobenzidine result for FWGRQLmw-008c-1883-GW was qualified as unusable, "R" .

Field Duplicate RPD
The bis(2-ethylhexyl)phthalate RPD was above control limits of 50% for the field and lab duplicate analyzed on sample FWGRQLmw-009c-1884-GW. The bis(2-ethylhexyl)phthalate result for FWGRQLmw-009c-1884-GW was qualified as estimated, "J".

Pesticides- 8081A
The following QC criteria were reviewed with acceptable results, except as noted below:

- Preservation, holding time and sample handling
- Initial Calibration criteria
- DDT and Endrin breakdown criteria
- Retention time criteria
- ICV criteria
- CCV Criteria
- Method/Field blank Criteria
- LCS Recoveries
- Field Duplicate Criteria
- LOD and MRL verification criteria
- Matrix Spike Recovery Criteria and RPD
- Surrogate Recoveries
- Second Column confirmation criteria

MRL Recovery
The opening MRL analyzed 2/2/12 recovered above upper control limits (UCL) for endosulfan II at 136% (UCL 130%). The closing MRL recovered above control limits for endosulfan II at 132%. No qualifications were made for the endosulfan II outliers as there were no reported concentrations for the bracketed field samples. The MRL was not spiked for toxaphene. The toxaphene results were qualified as unusable, "R".

CCV Recovery
The CCV analyzed 2/2/12 @ 2050 had %D above 20% for endrin at 20.9% and 4,4'-DDD at 21.8%(CLP-1) and 22.5% (CLP-2). No qualifications were made as there were no detected concentrations of endrin or 4,4'-DDD in the associated field samples.

LCS Recovery
Toxaphene was not spiked for the LCS. Toxaphene results were qualified as unusable, "R".

Matrix Spike Recovery
The matrix spike duplicate recovered below control limits for endrin ketone at 73% (lower control limit 75%). The endrin ketone result for sample FWGRQLmw-008c-1883-GW was qualified as estimated, "UJ".

Surrogate Recovery
The surrogate, DCB, recovered below control limits of 30-135% in sample FWGLL2mw-265c-1860-GW at 26% and at 29%for FWGRQLmw-008c-1883-GW MS on CLP-2 (confirmation) and at 19% and 16% on both columns for FWGRQLmw-008c-1883-GW MSD. No qualification was made as the parent sample results recovered within control limits on the primary column.

PCB- 8082
The following QC criteria were reviewed with acceptable results, except as noted below:

- Preservation, holding time and sample handling
- Initial Calibration criteria
- DDT and Endrin breakdown criteria
- Retention time criteria
- ICV criteria
- CCV Criteria
- Method/Field blank Criteria
- LCS Recoveries
- Field Duplicate Criteria
- LOD and MRL verification criteria
- Matrix Spike Recovery Criteria and RPD

- Surrogate Recoveries
- Second Column confirmation criteria

Surrogate Recovery

- The surrogate, DCB, recovered below control limits of 40-135% on both the primary and confirmation columns for sample FWGRQLmw-007c-1882-GW at 34% and 33%, sample FWGRQLmw-DUP3-1892-GW at 33%, sample FWGLL2mw-265c-1860-GW at 26% and 25%, sample FWGRQLmw-008c-1883-GW MS at 19% and 18% and sample FWGRQLmw-008c-1883-GW MSD at 29% and 28%.
- DCB recovered below control limits of 40-135% on the confirmation column for sample FWGRQLmw-008c-1883-GW at 39%. TCMX recovered below laboratory control limits of 40-140% on the confirmation column for sample FWGRQLmw-009c-1884-GW at 33%.

The results for samples FWGRQLmw-007c-1882-GW, FWGRQLmw-DUP3-1892-GW, FWGLL2mw-265c-1860-GW and FWGRQLmw-008c-1883-GW were qualified as estimated, "UJ". No qualifications were made for samples with surrogate outliers on the confirmation column only.

Metals - 6010B

The following QC criteria were reviewed with acceptable results, except as noted below:

- Holding times, preservation, sample handling
- Initial Calibration criteria
- ICV and CCV criteria
- ICB /CCBs criteria
- Method/Field blank Criteria
- LOD and MRL verification criteria
- LCS percent recovery criteria
- Lab and Field duplicate RPD criteria

Blanks

- The ICB analyzed 2/9/11 had magnesium detected at 169ug/L. The magnesium result for sample FWGEQUIPRinse-1-1894-GW was qualified "U" as the detected concentration was <5x the magnesium contamination.
- The CCB analyzed 2/9/11 had magnesium detected from 171ug/L to 174ug/L. The magnesium result for sample FWGEQUIPRinse-1-1894-GW was qualified "U" as the detected concentration was <5x the magnesium contamination.
- The method blank from batch 240-33135 had magnesium detected at 213ug/L, The magnesium result for sample FWGEQUIPRinse1-1894-GW was qualified, "B".
- The equipment rinse, FWGEQUIPRinse1-1894-GW, had magnesium detected at 170ug/L. No qualifications were required as the reported detected concentrations for magnesium were above 5x magnesium contamination.

Laboratory Duplicate RPD

A laboratory duplicate was analyzed on sample FWGRQLmw-008c-1883-GF. The lab duplicate RPD was above control limits for cobalt at 32% and nickel at 21%. The detected nickel results for samples FWGRQLmw-007c-1882-GF, FWGRQLmw-009c-1884-GF, FWGRQLmw-DUP3-1892-GF, FWGB12mw-012c-1874-GF, FWGRQLmw-008c-1883-GF, FWGLL2mw-265c-1860-GF, FWGLL2mw-DUP1-1890-GF, FWGLL2mw-059c-1859-GF and FWGLL12mw-185c-1869-GF were qualified as estimated, "J". The detected cobalt results for samples FWGRQLmw-007c-1882-GF, FWGRQLmw-009c-1884-GF, FWGRQLmw-DUP3-1892-GF, FWGRQLmw-008c-1883-GF and FWGLL2mw-059c-1859-GF were qualified as estimated, "J

Metals - 6020

The following QC criteria were reviewed with acceptable results, except as noted below:

- Holding times, preservation, sample handling
- Initial Calibration criteria
- ICV and CCV criteria
- ICB /CCBs criteria
- Method/Field blank Criteria
- LOD and MRL verification criteria
- LCS percent recovery criteria
- Matrix Spike and Spike Duplicate Recovery and RPD Criteria

- Lab and Field Duplicate RPD Criteria

Field Duplicate RPD

- The field duplicate analyzed on sample FWGLL2mw-265c-1860-GF had a RPD above limits of 50% at 200% for iron. The iron result for FWGLL2mw-265c-1860-GF was qualified as estimated, "J".
- The field duplicate analyzed on sample FWGRQLmw-009c-1884-GF had a RPD above limits of 50% at 200% for antimony. The antimony result for FWGRQLmw-009c-1884-GF was qualified as estimated, "J".

Matrix Spike recovery

The matrix spike for iron recovered above control limits at 130%. No qualifications were made as the parent concentration was greater than 4x the spike concentration.

Mercury - 7470A

The following QC criteria were reviewed with acceptable results, except as noted below:

- Holding times, preservation, sample handling
- Initial Calibration criteria
- ICV and CCV criteria
- ICB /CCBs criteria
- Method/Field blank Criteria
- LOD and MRL verification criteria
- LCS percent recovery criteria
- Lab and Field duplicate RPD criteria

No QC outliers noted.

Cyanide - 9012

The following QC criteria were reviewed with acceptable results, except as noted below:

- Holding times, preservation, sample handling
- Initial Calibration criteria
- ICV and CCV criteria
- ICB /CCBs criteria
- Method/Field blank Criteria
- MRL and MDL verification criteria
- LCS percent recovery criteria
- MS percent recovery
- Matrix Duplicate RPD criteria
- Field duplicate RPD criteria

MRL Recovery

Only an opening MRL was analyzed. Sample results qualified as estimated, "UJ".

Explosives- 8330

The following QC criteria were reviewed with acceptable results, except as noted below:

- Holding times, preservation, sample handling
- Initial Calibration Criteria
- ICV and CCV criteria
- Retention time criteria
- LOD and MRL verification criteria
- Surrogate recovery criteria
- Equipment and method blanks free from contamination
- LCS/LCD Recovery and RPD Criteria

No QC Outliers were noted.

Site: Ravenna Army Ammunition Plant
Sampling Event: January 2012 **Date:** May 22, 2012
Sample Delivery Group: 240-8119-1 **Revision:** 2

Nitroguanidine- 8330M

The following QC criteria were reviewed with acceptable results, except as noted below:

- Holding times, preservation, sample handling
- Initial Calibration criteria
- Retention time criteria
- LOD and MRL verification criteria
- ICV and CCV criteria
- The method blank and equipment blanks were free from contamination
- LCS/LCSD percent recoveries and RPD value criteria
- Matrix spike recovery criteria

No QC outliers were noted.

Nitrocellulose – WS-WC-0050

The following QC criteria were reviewed with acceptable results, except as noted below:

- Holding times, preservation, sample handling
- Sample preparation criteria
- Initial Calibration criteria
- ICV and CCV criteria
- The method and equipment blanks were free from contamination
- LOD and MRL verification criteria
- ICB and CCBs were free from contamination
- LCS/LCSD percent recoveries and RPD value criteria
- MS/MSD percent recoveries

MRL Recovery

An MRL check was not analyzed however as all other QC met the specified requirements, the results for samples FWGRQLmw-007c-1882-GW, FWGLL12mw-185c-1869-GW, FWGRQLmw-009c-1884-GW, FWGRQLmw-DUP3-1892-GW, FWGBKGmw-021c-856-GW, FWGRQLmw-008c-1883-GW, FWGLL2mw-265c-1860-GW, FWGEQUIPRINSE-1-1894-GW and FWGLL2mw-059c-1859-GW were qualified as estimated, "UJ".

Nitrate-Nitrite- EPA 353.2

The following QC criteria were reviewed with acceptable results, except as noted below:

- Holding times, preservation, sample handling
- Sample preparation criteria
- Initial Calibration criteria
- ICV and CCV criteria
- The method and equipment blanks were free from contamination
- LOD and MRL verification criteria
- ICB and CCBs were free from contamination
- LCS/LCSD percent recoveries and RPD value criteria
- MS/MSD percent recoveries

MRL Check Recovery

An MRL check was not analyzed however as all other QC met the specified requirements, so the results for samples FWGLL12mw-185c-1869-GW and FWGEQUIPRINSE-1-1894-GW were qualified as estimated, "J".

Blanks

FWGEQUIPRINSE-1-1894-GW has nitrate-nitrite detected at 0.0091mg/L. No qualifications were made as the associated field sample had detected concentration reported > 5x contamination.

Matrix Spike Recovery

The MS and MSD recovered below limits of 90-110% at 88% and 89%. The nitrate –nitrite results were qualified as estimated, "J/UJ".

CASE NARRATIVE

Client: Environmental Quality Mgt., Inc.

Project: RVAAP (OH)

Report Number: 240-8119-1

With the exceptions noted as flags or footnotes, standard analytical protocols were followed in the analysis of the samples and no problems were encountered or anomalies observed. In addition all laboratory quality control samples were within established control limits, with any exceptions noted below. Each sample was analyzed to achieve the lowest possible reporting limit within the constraints of the method. In some cases, due to interference or analytes present at high concentrations, samples were diluted. For diluted samples, the reporting limits are adjusted relative to the dilution required.

The 8330 Explosives, Nitrocellulose as N, Nitrogen Nitrate-Nitrite and UV/HPLC-SOP Nitroguanidine analysis were performed at the TestAmerica West Sacramento Laboratory.

Calculations are performed before rounding to avoid round-off errors in calculated results.

All holding times were met and proper preservation noted for the methods performed on these samples, unless otherwise detailed in the individual sections below.

TestAmerica utilizes USEPA approved methods and DOD QSM, where applicable, in all analytical work. The samples presented in this report were analyzed for the parameter(s) listed on the analytical methods summary page in accordance with the method(s) indicated. A summary of QC data for these analyses is included at the back of the report.

TestAmerica North Canton attests to the validity of the laboratory data generated by TestAmerica facilities reported herein. All analyses performed by TestAmerica facilities were done using established laboratory SOPs that incorporate QA/QC procedures described in the applicable methods. TestAmerica's operations groups have reviewed the data for compliance with the laboratory QA/QC plan, and data have been found to be compliant with laboratory protocols unless otherwise noted below.

All solid sample results are reported on an "as received" basis unless otherwise indicated by the presence of a % solids value in the method header.

This laboratory report is confidential and is intended for the sole use of TestAmerica and its client.

All parameters for which TestAmerica North Canton has certification were evaluated to the limit of detection (LOD) and include qualified results where applicable. Parameters not certified under QSM, if any, were evaluated to the detection limit (DL) and include qualified results where applicable.

The sample(s) that contain constituents flagged with U are undetected. The result associated with this flag is the limit of detection (LOD).

RECEIPT

The samples were received on 01/31/2012; the samples arrived in good condition, properly preserved and on ice. The temperatures of the coolers at receipt were 0.7, 0.8, 1.5, 1.6, 1.8, 2.0, 2.3, 3.5, 4.2, 4.8 and 5.4 C.

VOLATILE ORGANIC COMPOUNDS (GC-MS)

Samples FWGTEAM1-TRIP (240-8119-1), FWGRQLMW-007C-1882-GW (240-8119-2), FWGRQLMW-009C-1884-GW (240-8119-4), FWGRQLMW-DUP3-1892-GW (240-8119-6), FWGLL10MW-003C-1866-GW (240-8119-8), FWGTEAM2-TRIP (240-8119-10), FWGBKGMW-021C-1856-GW (240-8119-11), FWGRQLMW-008C-1883-GW (240-8119-15), FWGTEAM3-TRIP (240-8119-19), FWGLL2MW-265C-1860-GW (240-8119-20), FWGLL2MW-059C-1859-GW (240-8119-24) and FWGEQUIPRINSE-1-1894-GW (240-8119-28) were analyzed for volatile organic compounds (GC-MS) in accordance with EPA SW-846 Method 8260B DoD. The samples were analyzed on 02/02/2012.

Methylene Chloride was detected in method blank MB 240-32417/5 at a level exceeding the reporting limit. None of the samples associated with this method blank contained the target compound; therefore, re-extraction and/or re-analysis of samples were not performed. Refer to the QC report for details.

Methylene Chloride failed the recovery criteria high for MRL 240-32417/20 and MRL 240-32417/3. Refer to the QC report for details.

No other difficulties were encountered during the VOCs analyses. All other quality control parameters were within the acceptance limits.

SEMIVOLATILE ORGANIC COMPOUNDS (GC-MS)

Samples FWGRQLMW-007C-1882-GW (240-8119-2), FWGRQLMW-009C-1884-GW (240-8119-4), FWGRQLMW-DUP3-1892-GW (240-8119-6), FWGBKGMW-021C-1856-GW (240-8119-11), FWGB12MW-012C-1874-GW (240-8119-13), FWGRQLMW-008C-1883-GW (240-8119-15), FWGEBGMW-125C-1880-GW (240-8119-17), FWGLL2MW-265C-1860-GW (240-8119-20), FWGLL2MW-DUP1-1890-GW (240-8119-22), FWGLL2MW-059C-1859-GW (240-8119-24) and FWGEQUIPRINSE-1-1894-GW (240-8119-28) were analyzed for semivolatile organic compounds (GC-MS) in accordance with EPA SW-846 Method 8270C. The samples were prepared on 02/01/2012 and analyzed on 02/08/2012.

Surrogates are added during the extraction process prior to dilution. When the sample is diluted, surrogate recoveries are diluted out and no corrective action is required.

3,3'-Dichlorobenzidine failed the recovery criteria low for the MSD of sample FWGRQLMW-008C-1883-GWMSD (240-8119-15) in batch 240-33112. 3,3'-Dichlorobenzidine exceeded the rpd limit. Refer to the QC report for details.

The continuing calibration verification (CCV) for 4-Nitrophenol, associated with batch 33112, recovered above the upper control limit. The samples associated with this CCV were non-detects for the affected analyte; therefore, the data have been reported.

No other difficulties were encountered during the SVOC analyses. All other quality control parameters were within the acceptance limits.

CHLORINATED PESTICIDES

Samples FWGRQLMW-007C-1882-GW (240-8119-2), FWGRQLMW-009C-1884-GW (240-8119-4), FWGRQLMW-DUP3-1892-GW (240-8119-6), FWGBKGMW-021C-1856-GW (240-8119-11), FWGRQLMW-008C-1883-GW (240-8119-15), FWGLL2MW-265C-1860-GW (240-8119-20), FWGLL2MW-059C-1859-GW (240-8119-24) and FWGEQUIPRINSE-1-1894-GW (240-8119-28) were analyzed for chlorinated pesticides in accordance with EPA SW-846 Method 8081A DoD. The samples were prepared on 02/01/2012 and analyzed on 02/02/2012.

DCB Decachlorobiphenyl failed the surrogate recovery criteria low for FWGRQLMW-008C-1883-GWMSD (240-8119-15MSD). Refer to the QC report for details.

The closing continuing calibration verification (CCV) for the associated samples FWGBKGMW-021C-1856-GW (240-8119-11), FWGLL2MW-265C-1860-GW (240-8119-20), FWGRQLMW-007C-1882-GW (240-8119-2), FWGRQLMW-008C-1883-GW (240-8119-15), FWGRQLMW-009C-1884-GW (240-8119-4), FWGRQLMW-DUP3-1892-GW (240-8119-6) recovered DDD above the upper control limit. The samples associated with this CCV were not detected above the reporting limit for the affected analyte; therefore the data have been reported with client approval.

The opening continuing calibration verification (CCV) for the associated samples FWGEQUIPRINSE-1-1894-GW (240-8119-28), FWGLL2MW-059C-1859-GW (240-8119-24) recovered DDD above the upper control limit. The samples associated with this CCV were not detected above the reporting limit for the affected analytes; therefore the data have been reported.

DCB surrogate recovery was outside acceptance limits for the following matrix spike duplicate (MSD) sample: FWGRQLMW-008C-1883-GW (240-8119-15 MSD). The MS (matrix spike) and parent sample's DCB surrogate recovery was within limits. The MS/MSD sample has been qualified and reported with client approval.

The opening MRL associated with batch 32467 recovered Endosulfan II above the upper control limit. The samples associated with this CCV FWGBKGMW-021C-1856-GW (240-8119-11), FWGEQUIPRINSE-1-1894-GW (240-8119-28), FWGLL2MW-059C-1859-GW (240-8119-24), FWGLL2MW-265C-1860-GW (240-8119-20), FWGRQLMW-007C-1882-GW (240-8119-2), FWGRQLMW-008C-1883-GW (240-8119-15), FWGRQLMW-009C-1884-GW (240-8119-4), FWGRQLMW-DUP3-1892-GW (240-8119-6) were non-detects for the affected analytes; therefore the data have been reported with client approval.

No other difficulties were encountered during the pesticides analyses. All other quality control parameters were within the acceptance limits.

POLYCHLORINATED BIPHENYLS (PCBS)

Samples FWGRQLMW-007C-1882-GW (240-8119-2), FWGRQLMW-009C-1884-GW (240-8119-4), FWGRQLMW-DUP3-1892-GW (240-8119-6), FWGBKGMW-021C-1856-GW (240-8119-11), FWGRQLMW-008C-1883-GW (240-8119-15), FWGLL2MW-265C-1860-GW (240-8119-20), FWGLL2MW-059C-1859-GW (240-8119-24) and FWGEQUIPRINSE-1-1894-GW (240-8119-28) were analyzed for polychlorinated biphenyls (PCBs) in accordance with EPA SW-846 Method 8082 DOD. The samples were prepared on 02/01/2012 and analyzed on 02/02/2012.

DCB Decachlorobiphenyl failed the surrogate recovery criteria low for FWGRQLMW-007C-1882-GW (240-8119-2), FWGLL2MW-265C-1860-GW (240-8119-20), FWGRQLMW-DUP3-1892-GW (240-8119-6), FWGRQLMW-008C-1883-GWMS (240-8119-15MS), and FWGRQLMW-008C-1883-GWMSD (240-8119-15MSD). Refer to the QC report for details.

Two surrogates are used for this analysis. The laboratory's SOP allows one of these surrogates to be outside acceptance criteria without performing re-extraction/re-analysis. The following sample(s) contained an allowable number of surrogate compounds outside

limits: FWGLL2MW-265C-1860-GW (240-8119-20), FWGRQLMW-007C-1882-GW (240-8119-2), FWGRQLMW-008C-1883-GW (240-8119-15 MS), FWGRQLMW-008C-1883-GW (240-8119-15 MSD), FWGRQLMW-DUP3-1892-GW (240-8119-6). These results have been reported and qualified.

No other difficulties were encountered during the PCBs analyses. All other quality control parameters were within the acceptance limits.

TOTAL RECOVERABLE METALS (ICP)

Samples FWGRQLMW-007C-1882-GF (240-8119-3), FWGRQLMW-009C-1884-GF (240-8119-5), FWGRQLMW-DUP3-1892-GF (240-8119-7), FWGLL10MW-003C-1866-GF (240-8119-9), FWGBKGMW-021C-1856-GF (240-8119-12), FWGB12MW-012C-1874-GF (240-8119-14), FWGRQLMW-008C-1883-GF (240-8119-16), FWGEBGMW-125C-1880-GF (240-8119-18), FWGLL2MW-265C-1860-GF (240-8119-21), FWGLL2MW-DUP1-1890-GF (240-8119-23), FWGLL2MW-059C-1859-GF (240-8119-25), FWGLL12MW-185C-1869-GF (240-8119-27) and FWGEQUIPRINSE-1-1894-GW (240-8119-28) were analyzed for total recoverable metals (ICP) in accordance with EPA SW-846 Method 6010B DoD. The samples were prepared on 02/08/2012 and analyzed on 02/09/2012.

ICB, CCB, and ICSA samples are evaluated using the lowest LOD and DL criteria in LIMS. Using this criteria, an individual element may occasionally be flagged as out of control. If the element has a higher LOD or DL, the data is evaluated to the higher limit and determined to be acceptable.

Magnesium was detected in method blank MB 240-33135/1-A at a level that was above the method detection limit but below the reporting limit. The value should be considered an estimate, and has been flagged "J". If the associated sample reported a result above the MDL and/or RL, the result has been "B" flagged. Refer to the QC report for details.

Sample FWGLL12MW-185C-1869-GF (240-8119-27)[5X] required dilution prior to analysis. The reporting limits have been adjusted accordingly.

No other difficulties were encountered during the metals analyses. All other quality control parameters were within the acceptance limits.

TOTAL RECOVERABLE METALS (ICPMS)

Samples FWGRQLMW-007C-1882-GF (240-8119-3), FWGRQLMW-009C-1884-GF (240-8119-5), FWGRQLMW-DUP3-1892-GF (240-8119-7), FWGLL10MW-003C-1866-GF (240-8119-9), FWGBKGMW-021C-1856-GF (240-8119-12), FWGB12MW-012C-1874-GF (240-8119-14), FWGRQLMW-008C-1883-GF (240-8119-16), FWGEBGMW-125C-1880-GF (240-8119-18), FWGLL2MW-265C-1860-GF (240-8119-21), FWGLL2MW-DUP1-1890-GF (240-8119-23), FWGLL2MW-059C-1859-GF (240-8119-25), FWGLL12MW-185C-1869-GF (240-8119-27) and FWGEQUIPRINSE-1-1894-GW (240-8119-28) were analyzed for total recoverable metals (ICPMS) in accordance with EPA SW-846 Method 6020 DoD. The samples were prepared on 02/08/2012 and analyzed on 02/10/2012.

ICB, CCB, and ICSA samples are evaluated using the lowest LOD and DL criteria in LIMS. Using this criteria, an individual element may occasionally be flagged as out of control. If the element has a higher LOD or DL, the data is evaluated to the higher limit and determined to be acceptable.

No difficulties were encountered during the metals analyses. All quality control parameters were within the acceptance limits.

TOTAL MERCURY - DOD

Samples FWGRQLMW-007C-1882-GF (240-8119-3), FWGRQLMW-009C-1884-GF (240-8119-5), FWGRQLMW-DUP3-1892-GF (240-8119-7), FWGLL10MW-003C-1866-GF (240-8119-9), FWGBKGMW-021C-1856-GF (240-8119-12), FWGB12MW-012C-1874-GF (240-8119-14), FWGRQLMW-008C-1883-GF (240-8119-16), FWGEBGMW-125C-1880-GF (240-8119-18), FWGLL2MW-265C-1860-GF (240-8119-21), FWGLL2MW-DUP1-1890-GF (240-8119-23), FWGLL2MW-059C-1859-GF (240-8119-25), FWGLL12MW-185C-1869-GF (240-8119-27) and FWGEQUIPRINSE-1-1894-GW (240-8119-28) were analyzed for Total Mercury - DOD in accordance with EPA SW-846 Method 7470A. The samples were prepared on 02/06/2012 and analyzed on 02/08/2012.

No difficulties were encountered during the mercury analyses. All quality control parameters were within the acceptance limits.

TOTAL CYANIDE

Samples FWGRQLMW-007C-1882-GW (240-8119-2), FWGRQLMW-009C-1884-GW (240-8119-4), FWGRQLMW-DUP3-1892-GW (240-8119-6), FWGRQLMW-008C-1883-GW (240-8119-15) and FWGEQUIPRINSE-1-1894-GW (240-8119-28) were analyzed for total cyanide in accordance with EPA SW-846 Method 9012A. The samples were prepared and analyzed on 02/01/2012 and 02/08/2012.

No difficulties were encountered during the cyanide analyses. All quality control parameters were within the acceptance limits.

Case Narrative

TestAmerica West Sacramento Project Number G2B010509

General Comments

Manual integrations were performed only when necessary and are in compliance with the laboratory's standard operating procedure, Acceptable Manual Integration Practices, SOP No.: S-Q-004, including Addendum 1. Detailed information can be found in the Manual Integration Addendum section of this report.

The samples were received by the laboratory at 0 degrees C. but they did not appear to be frozen. Wet ice was used as the cooling agent.

WATER, 8330, Explosives

Sample(s): 1, 2, 3, 4, 5, 6, 7, 9

The beginning & middle MRL standards had high percent difference values for PETN (33% & 40%). The corrective action for this deficiency is an analysis of a standard at approximately 2X the MDL (method detection limit). Since the MRL standard is approximately 2X the MDL and PETN was detected, no corrective action was performed.

WATER, 353.2, Nitrate-Nitrite

Sample(s): 8, 9

The MRL for these samples was calculated by taking the percent difference between the low level calibration standard from the day the samples were injected and the low level calibration standard from the next analytical run. All percent differences were less than 20%. For these nitrate-nitrite samples the percent difference was 12.7%.

WATER, Nitrocellulose

Sample(s): 1, 2, 3, 4, 5, 5, 5, 6, 7, 8, 9, 9

The MRL for these samples was calculated by taking the percent difference between the low level calibration standard from the day the samples were injected and the low level calibration standard from the next analytical run. All percent differences were less than 20%. For these nitrocellulose samples the percent difference was 16.3%.

There were no other anomalies associated with this project.

TestAmerica Laboratories West Sacramento Certifications/Accreditations

Certifying State	Certificate #	Certifying State	Certificate #
A2LA (DoD-ELAP)	2928-01	New Mexico	NA
Alaska	UST-055	New York*	11666
Arizona	AZ0708	Oregon*	CA 200005
Arkansas	88-0691	Pennsylvania*	68-1272
California*	01119CA	South Carolina	87014
Colorado	NA	Texas*	T104704399-08-TX
Connecticut	PH-0691	UCMR	CA00044
Florida*	E87570	US Fish & Wildlife	LE148388-0
Georgia	960	USDA Foreign Plant	37-82605
Guam	10-009r	USDA Foreign Soil	P330-09-00055
Hawaii	NA	Utah*	QUAN1
Illinois*	002701	Virginia	178
Kansas*	E-10375	Washington	C581
Louisiana*	01944	West Virginia	9930C, 334
Michigan	9947	Wisconsin	998204680
Nevada	CA44	Wyoming	8TMS-Q
New Jersey*	CA005		

*NELAP accredited. A more detailed parameter list is available upon request. *Updated 5/25/2011*

QC Parameter Definitions

QC Batch: The QC batch consists of a set of up to 20 field samples that behave similarly (i.e., same matrix) and are processed using the same procedures, reagents, and standards at the same time.

Method Blank: An analytical control consisting of all reagents, which may include internal standards and surrogates, and is carried through the entire analytical procedure. The method blank is used to define the level of laboratory background contamination.

Laboratory Control Sample and Laboratory Control Sample Duplicate (LCS/LCSD): An aliquot of blank matrix spiked with known amounts of representative target analytes. The LCS (and LCSD as required) is carried through the entire analytical process and is used to monitor the accuracy of the analytical process independent of potential matrix effects. If an LCSD is performed, it may also be used to evaluate the precision of the process.

Duplicate Sample (DU): Different aliquots of the same sample are analyzed to evaluate the precision of an analysis.

Surrogates: Organic compounds not expected to be detected in field samples, which behave similarly to target analytes. These are added to every sample within a batch at a known concentration to determine the efficiency of the sample preparation and analytical process.

Matrix Spike and Matrix Spike Duplicate (MS/MSD): An MS is an aliquot of a matrix fortified with known quantities of specific compounds and subjected to an entire analytical procedure in order to indicate the appropriateness of the method for a particular matrix. The percent recovery for the respective compound(s) is then calculated. The MSD is a second aliquot of the same matrix as the matrix spike, also spiked, in order to determine the precision of the method.

Isotope Dilution: For isotope dilution methods, isotopically labeled analogs (internal standards) of the native target analytes are spiked into the sample at time of extraction. These internal standards are used for quantitation, and monitor and correct for matrix effects. Since matrix effects on method performance can be judged by the recovery of these analogs, there is little added benefit of performing MS/MSD for these methods. MS/MSD are only performed for client or QAPP requirements.

Control Limits: The reported control limits are either based on laboratory historical data, method requirements, or project data quality objectives. The control limits represent the estimated uncertainty of the test results.

METHOD SUMMARY

Client: Environmental Quality Mgt., Inc. Job Number: 240-8119-1

Description	Lab Location	Method	Preparation Method
Matrix Water			
Volatile Organic Compounds (GC/MS)	TAL NC	SW846 8260B/DoD	
Purge and Trap	TAL NC		SW846 5030B
Semivolatile Organic Compounds (GC/MS)	TAL NC	SW846 8270C/DoD	
Liquid-Liquid Extraction (Continuous)	TAL NC		SW846 3520C
Organochlorine Pesticides (GC)	TAL NC	SW846 8081/DOD	
Liquid-Liquid Extraction (Continuous)	TAL NC		SW846 3520C
Polychlorinated Biphenyls (PCBs) by Gas Chromatography	TAL NC	SW846 8082/DOD	
Liquid-Liquid Extraction (Continuous)	TAL NC		SW846 3520C
Metals (ICP)	TAL NC	SW846 6010B/DOD	
Preparation, Total Recoverable or Dissolved Metals	TAL NC		SW846 3005A
Metals (ICP/MS)	TAL NC	SW846 6020/DOD	
Preparation, Total Recoverable or Dissolved Metals	TAL NC		SW846 3005A
Mercury (CVAA)	TAL NC	SW846 7470A/DOD	
Preparation, Mercury	TAL NC		SW846 7470A
Cyanide, Total and/or Amenable	TAL NC	SW846 9012A	
Cyanide, Total and/or Amenable, Distillation	TAL NC		SW846 9012A
General Sub Contract Method	TAL WSC	Subcontract	

Lab References:

TAL NC = TestAmerica North Canton

TAL WSC = TestAmerica West Sacramento

Method References:

SW846 = "Test Methods For Evaluating Solid Waste, Physical/Chemical Methods", Third Edition, November 1986 And Its Updates.

ANALYTICAL METHODS SUMMARY

G2B010509

PARAMETER	ANALYTICAL METHOD
Nitrate-Nitrite	MCAWW 353.2
Nitroaromatics and Nitramines by HPLC	SW846 8330/8330A
Nitrocellulose as N, WS-WC-0050 (Colorimetric)	TAL-SOP WS-WC-0050
Organics by UV/HPLC	SW846 8330 (Modified)

References:

MCAWW "Methods for Chemical Analysis of Water and Wastes", EPA-600/4-79-020, March 1983 and subsequent revisions.

SW846 "Test Methods for Evaluating Solid Waste, Physical/Chemical Methods", Third Edition, November 1986 and its updates.

TAL-SOP TESTAMERICA LABORATORIES INC., LABORATORY STANDARD OPERATING PROCEDURE

SAMPLE SUMMARY

Client: Environmental Quality Mgt., Inc. Job Number: 240-8119-1

Lab Sample ID	Client Sample ID	Client Matrix	Date/Time Sampled	Date/Time Received
240-8119-1TB	FWGTEAM1-TRIP	Water	01/30/2012 1145	01/31/2012 0830
240-8119-2	FWGRQLMW-007C-1882-GW	Water	01/30/2012 1301	01/31/2012 0830
240-8119-3	FWGRQLMW-007C-1882-GF	Water	01/30/2012 1301	01/31/2012 0830
240-8119-4	FWGRQLMW-009C-1884-GW	Water	01/30/2012 1441	01/31/2012 0830
240-8119-5	FWGRQLMW-009C-1884-GF	Water	01/30/2012 1441	01/31/2012 0830
240-8119-6FD	FWGRQLMW-DUP3-1892-GW	Water	01/30/2012 1555	01/31/2012 0830
240-8119-7FD	FWGRQLMW-DUP3-1892-GF	Water	01/30/2012 1555	01/31/2012 0830
240-8119-8	FWGLL10MW-003C-1866-GW	Water	01/30/2012 1705	01/31/2012 0830
240-8119-9	FWGLL10MW-003C-1866-GF	Water	01/30/2012 1705	01/31/2012 0830
240-8119-10TB	FWGTEAM2-TRIP	Water	01/30/2012 1145	01/31/2012 0830
240-8119-11	FWGBKGMW-021C-1856-GW	Water	01/30/2012 1258	01/31/2012 0830
240-8119-12	FWGBKGMW-021C-1856-GF	Water	01/30/2012 1258	01/31/2012 0830
240-8119-13	FWGB12MW-012C-1874-GW	Water	01/30/2012 1412	01/31/2012 0830
240-8119-14	FWGB12MW-012C-1874-GF	Water	01/30/2012 1412	01/31/2012 0830
240-8119-15	FWGRQLMW-008C-1883-GW	Water	01/30/2012 1502	01/31/2012 0830
240-8119-15MS	FWGRQLMW-008C-1883-GW	Water	01/30/2012 1502	01/31/2012 0830
240-8119-15MSD	FWGRQLMW-008C-1883-GW	Water	01/30/2012 1502	01/31/2012 0830
240-8119-16	FWGRQLMW-008C-1883-GF	Water	01/30/2012 1502	01/31/2012 0830
240-8119-16MS	FWGRQLMW-008C-1883-GF	Water	01/30/2012 1502	01/31/2012 0830
240-8119-16DU	FWGRQLMW-008C-1883-GF	Water	01/30/2012 1502	01/31/2012 0830
240-8119-17	FWGEBGMW-125C-1880-GW	Water	01/30/2012 1704	01/31/2012 0830
240-8119-18	FWGEBGMW-125C-1880-GF	Water	01/30/2012 1704	01/31/2012 0830
240-8119-19TB	FWGTEAM3-TRIP	Water	01/30/2012 1200	01/31/2012 0830
240-8119-20	FWGLL2MW-265C-1860-GW	Water	01/30/2012 1313	01/31/2012 0830
240-8119-21	FWGLL2MW-265C-1860-GF	Water	01/30/2012 1313	01/31/2012 0830
240-8119-22FD	FWGLL2MW-DUP1-1890-GW	Water	01/30/2012 1313	01/31/2012 0830
240-8119-23FD	FWGLL2MW-DUP1-1890-GF	Water	01/30/2012 1313	01/31/2012 0830
240-8119-24	FWGLL2MW-059C-1859-GW	Water	01/30/2012 1603	01/31/2012 0830
240-8119-25	FWGLL2MW-059C-1859-GF	Water	01/30/2012 1603	01/31/2012 0830
240-8119-26	FWGLL12MW-185C-1869-GW	Water	01/30/2012 1726	01/31/2012 0830
240-8119-27	FWGLL12MW-185C-1869-GF	Water	01/30/2012 1726	01/31/2012 0830
240-8119-28EB	FWGEQUIPRINSE-1-1894-GW	Water	01/30/2012 1756	01/31/2012 0830

Sample Summary

TestAmerica West Sacramento Project Number G2B010509

WO#	Sample #	Client Sample ID	Sampling Date	Received Date
MQJ3M	1	FWGRQLMW-007C-1882-GW	1/30/2012 01:01 PM	2/1/2012 09:40 AM
MQJ3N	2	FWGRQLMW-009C-1884-GW	1/30/2012 02:41 PM	2/1/2012 09:40 AM
MQJ3R	3	FWGRQLMW-DUP3-1892-GW	1/30/2012 03:55 PM	2/1/2012 09:40 AM
MQJ3T	4	FWGBKGMW-021C-1856-GW	1/30/2012 03:58 PM	2/1/2012 09:40 AM
MQJ3V	5	FWGRQLMW-008C-1883-GW	1/30/2012 03:02 PM	2/1/2012 09:40 AM
MQJ3W	6	FWGLL2MW-265C-1860-GW	1/30/2012 01:13 PM	2/1/2012 09:40 AM
MQJ30	7	FWGLL2MW-059C-1859-GW	1/30/2012 04:03 PM	2/1/2012 09:40 AM
MQJ32	8	FWGLL2MW-185C-1869-GW	1/30/2012 05:26 PM	2/1/2012 09:40 AM
MQJ33	9	FWGEQUIPRINSE-1-1894-GW	1/30/2012 05:56 PM	2/1/2012 09:40 AM

Notes(s):

- The analytical results of the samples listed above are presented on the following pages.
- All calculations are performed before rounding to avoid round-off errors in calculated results.
- Results noted as "ND" were not detected at or above the stated limit.
- This report must not be reproduced, except in full, without the written approval of the laboratory.
- Results for the following parameters are never reported on a dry weight basis: color, corrosivity, density, flashpoint, ignitability, layers, odor, paint filter test, pH, porosity, pressure, reactivity, redox potential, specific gravity, spot tests, solids, solubility, temperature, viscosity, and weight.

Client: Environmental Quality Mgt., Inc.
Project/Site: RVAAP (OH)

TestAmerica Job ID: 240-8119-1

Client Sample ID: FWGTEAM1-TRIP
Date Collected: 01/30/12 11:45
Date Received: 01/31/12 08:30

Lab Sample ID: 240-8119-1
Matrix: Water

Method: 8260B/DoD - Volatile Organic Compounds (GC/MS)

Analyte	Result	Qualifier	LOQ	DL	Unit	D	Prepared	Analyzed	Dil Fac
1,1,1-Trichloroethane	0.25	U	1.0	0.22	ug/L			02/02/12 13:21	1
1,1,2,2-Tetrachloroethane	0.25	U	1.0	0.18	ug/L			02/02/12 13:21	1
1,1,2-Trichloroethane	0.50	U	1.0	0.27	ug/L			02/02/12 13:21	1
1,1-Dichloroethane	0.25	U	1.0	0.15	ug/L			02/02/12 13:21	1
1,1-Dichloroethene	0.25	U	1.0	0.19	ug/L			02/02/12 13:21	1
1,2-Dichloroethane	0.25	U	1.0	0.22	ug/L			02/02/12 13:21	1
1,2-Dichloroethene, Total	0.50	U	2.0	0.34	ug/L			02/02/12 13:21	1
1,2-Dichloropropane	0.25	U	1.0	0.18	ug/L			02/02/12 13:21	1
2-Hexanone	0.50	U	10	0.41	ug/L			02/02/12 13:21	1
Bromochloromethane	0.50	U	1.0	0.29	ug/L			02/02/12 13:21	1
Acetone	1.1	U	10	1.1	ug/L			02/02/12 13:21	1
Benzene	0.25	U	1.0	0.13	ug/L			02/02/12 13:21	1
Bromoform	0.64	U	1.0	0.64	ug/L			02/02/12 13:21	1
Bromomethane	0.50	U	1.0	0.41	ug/L			02/02/12 13:21	1
Carbon disulfide	0.25	U	1.0	0.13	ug/L			02/02/12 13:21	1
Carbon tetrachloride	0.25	U	1.0	0.13	ug/L			02/02/12 13:21	1
Chlorobenzene	0.25	U	1.0	0.15	ug/L			02/02/12 13:21	1
Chloroethane	0.50	U	1.0	0.29	ug/L			02/02/12 13:21	1
Chloroform	0.25	U	1.0	0.16	ug/L			02/02/12 13:21	1
Chloromethane	0.50	U	1.0	0.30	ug/L			02/02/12 13:21	1
cis-1,2-Dichloroethene	0.25	U	1.0	0.17	ug/L			02/02/12 13:21	1
cis-1,3-Dichloropropene	0.25	U	1.0	0.14	ug/L			02/02/12 13:21	1
Bromodichloromethane	0.25	U	1.0	0.15	ug/L			02/02/12 13:21	1
Ethylbenzene	0.25	U	1.0	0.17	ug/L			02/02/12 13:21	1
1,2-Dibromoethane	0.25	U	1.0	0.24	ug/L			02/02/12 13:21	1
m-Xylene & p-Xylene	0.50	U	2.0	0.24	ug/L			02/02/12 13:21	1
2-Butanone (MEK)	0.57	U	10	0.57	ug/L			02/02/12 13:21	1
4-Methyl-2-pentanone (MIBK)	0.50	U	10	0.32	ug/L			02/02/12 13:21	1
Methylene Chloride	**0.69**	**J B**	1.0	0.33	ug/L			02/02/12 13:21	1
o-Xylene	0.25	U	1.0	0.14	ug/L			02/02/12 13:21	1
Styrene	0.25	U	1.0	0.11	ug/L			02/02/12 13:21	1
Tetrachloroethene	0.50	U	1.0	0.29	ug/L			02/02/12 13:21	1
Toluene	0.25	U	1.0	0.13	ug/L			02/02/12 13:21	1
trans-1,2-Dichloroethene	0.25	U	1.0	0.19	ug/L			02/02/12 13:21	1
trans-1,3-Dichloropropene	0.25	U	1.0	0.19	ug/L			02/02/12 13:21	1
Trichloroethene	0.25	U	1.0	0.17	ug/L			02/02/12 13:21	1
Vinyl chloride	0.25	U	1.0	0.22	ug/L			02/02/12 13:21	1
Xylenes, Total	0.75	U	2.0	0.28	ug/L			02/02/12 13:21	1
Dibromochloromethane	0.25	U	1.0	0.18	ug/L			02/02/12 13:21	1

Surrogate	*%Recovery*	*Qualifier*	*Limits*	*Prepared*	*Analyzed*	*Dil Fac*
1,2-Dichloroethane-d4 (Surr)	*97*		*70 - 120*		*02/02/12 13:21*	*1*
4-Bromofluorobenzene (Surr)	*82*		*75 - 120*		*02/02/12 13:21*	*1*
Toluene-d8 (Surr)	*93*		*85 - 120*		*02/02/12 13:21*	*1*
Dibromofluoromethane (Surr)	*99*		*85 - 115*		*02/02/12 13:21*	*1*

Client: Environmental Quality Mgt., Inc.
Project/Site: RVAAP (OH)

TestAmerica Job ID: 240-8119-1

Client Sample ID: FWGRQLMW-007C-1882-GW
Date Collected: 01/30/12 13:01
Date Received: 01/31/12 08:30

Lab Sample ID: 240-8119-2
Matrix: Water

Method: 8260B/DoD - Volatile Organic Compounds (GC/MS)

Analyte	Result	Qualifier	LOQ	DL	Unit	D	Prepared	Analyzed	Dil Fac
1,1,1-Trichloroethane	0.25	U	1.0	0.22	ug/L			02/02/12 13:43	1
1,1,2,2-Tetrachloroethane	0.25	U	1.0	0.18	ug/L			02/02/12 13:43	1
1,1,2-Trichloroethane	0.50	U	1.0	0.27	ug/L			02/02/12 13:43	1
1,1-Dichloroethane	0.25	U	1.0	0.15	ug/L			02/02/12 13:43	1
1,1-Dichloroethene	0.25	U	1.0	0.19	ug/L			02/02/12 13:43	1
1,2-Dichloroethane	0.25	U	1.0	0.22	ug/L			02/02/12 13:43	1
1,2-Dichloroethene, Total	0.50	U	2.0	0.34	ug/L			02/02/12 13:43	1
1,2-Dichloropropane	0.25	U	1.0	0.18	ug/L			02/02/12 13:43	1
2-Hexanone	0.50	U	10	0.41	ug/L			02/02/12 13:43	1
Bromochloromethane	0.50	U	1.0	0.29	ug/L			02/02/12 13:43	1
Acetone	1.1	U	10	1.1	ug/L			02/02/12 13:43	1
Benzene	0.25	U	1.0	0.13	ug/L			02/02/12 13:43	1
Bromoform	0.64	U	1.0	0.64	ug/L			02/02/12 13:43	1
Bromomethane	0.50	U	1.0	0.41	ug/L			02/02/12 13:43	1
Carbon disulfide	0.25	U	1.0	0.13	ug/L			02/02/12 13:43	1
Carbon tetrachloride	0.25	U	1.0	0.13	ug/L			02/02/12 13:43	1
Chlorobenzene	0.25	U	1.0	0.15	ug/L			02/02/12 13:43	1
Chloroethane	0.50	U	1.0	0.29	ug/L			02/02/12 13:43	1
Chloroform	0.25	U	1.0	0.16	ug/L			02/02/12 13:43	1
Chloromethane	0.50	U	1.0	0.30	ug/L			02/02/12 13:43	1
cis-1,2-Dichloroethene	0.25	U	1.0	0.17	ug/L			02/02/12 13:43	1
cis-1,3-Dichloropropene	0.25	U	1.0	0.14	ug/L			02/02/12 13:43	1
Bromodichloromethane	0.25	U	1.0	0.15	ug/L			02/02/12 13:43	1
Ethylbenzene	0.25	U	1.0	0.17	ug/L			02/02/12 13:43	1
1,2-Dibromoethane	0.25	U	1.0	0.24	ug/L			02/02/12 13:43	1
m-Xylene & p-Xylene	0.50	U	2.0	0.24	ug/L			02/02/12 13:43	1
2-Butanone (MEK)	0.57	U	10	0.57	ug/L			02/02/12 13:43	1
4-Methyl-2-pentanone (MIBK)	0.50	U	10	0.32	ug/L			02/02/12 13:43	1
Methylene Chloride	0.50	U	1.0	0.33	ug/L			02/02/12 13:43	1
o-Xylene	0.25	U	1.0	0.14	ug/L			02/02/12 13:43	1
Styrene	0.25	U	1.0	0.11	ug/L			02/02/12 13:43	1
Tetrachloroethene	0.50	U	1.0	0.29	ug/L			02/02/12 13:43	1
Toluene	0.25	U	1.0	0.13	ug/L			02/02/12 13:43	1
trans-1,2-Dichloroethene	0.25	U	1.0	0.19	ug/L			02/02/12 13:43	1
trans-1,3-Dichloropropene	0.25	U	1.0	0.19	ug/L			02/02/12 13:43	1
Trichloroethene	0.25	U	1.0	0.17	ug/L			02/02/12 13:43	1
Vinyl chloride	0.25	U	1.0	0.22	ug/L			02/02/12 13:43	1
Xylenes, Total	0.75	U	2.0	0.28	ug/L			02/02/12 13:43	1
Dibromochloromethane	0.25	U	1.0	0.18	ug/L			02/02/12 13:43	1

Surrogate	*%Recovery*	*Qualifier*	*Limits*	*Prepared*	*Analyzed*	*Dil Fac*
1,2-Dichloroethane-d4 (Surr)	*99*		*70 - 120*		*02/02/12 13:43*	*1*
4-Bromofluorobenzene (Surr)	*83*		*75 - 120*		*02/02/12 13:43*	*1*
Toluene-d8 (Surr)	*96*		*85 - 120*		*02/02/12 13:43*	*1*
Dibromofluoromethane (Surr)	*100*		*85 - 115*		*02/02/12 13:43*	*1*

Method: 8270C/DoD - Semivolatile Organic Compounds (GC/MS)

Analyte	Result	Qualifier	LOQ	DL	Unit	D	Prepared	Analyzed	Dil Fac
Acenaphthene	0.095	U	0.19	0.095	ug/L		02/01/12 07:52	02/08/12 10:45	1
Acenaphthylene	0.095	U	0.19	0.095	ug/L		02/01/12 07:52	02/08/12 10:45	1
Anthracene	0.095	U	0.19	0.095	ug/L		02/01/12 07:52	02/08/12 10:45	1

Client: Environmental Quality Mgt., Inc.
Project/Site: RVAAP (OH)

TestAmerica Job ID: 240-8119-1

Client Sample ID: FWGRQLMW-007C-1882-GW
Date Collected: 01/30/12 13:01
Date Received: 01/31/12 08:30

Lab Sample ID: 240-8119-2
Matrix: Water

Method: 8270C/DoD - Semivolatile Organic Compounds (GC/MS) (Continued)

Analyte	Result	Qualifier	LOQ	DL	Unit	D	Prepared	Analyzed	Dil Fac
Benzo[a]anthracene	0.095	U	0.19	0.095	ug/L		02/01/12 07:52	02/08/12 10:45	1
Benzoic acid	9.5	U	24	9.5	ug/L		02/01/12 07:52	02/08/12 10:45	1
Benzo[b]fluoranthene	0.095	U	0.19	0.095	ug/L		02/01/12 07:52	02/08/12 10:45	1
Benzo[k]fluoranthene	0.095	U	0.19	0.095	ug/L		02/01/12 07:52	02/08/12 10:45	1
Benzyl alcohol	0.76	U	4.8	0.36	ug/L		02/01/12 07:52	02/08/12 10:45	1
Bis(2-chloroethoxy)methane	0.76	U	0.95	0.30	ug/L		02/01/12 07:52	02/08/12 10:45	1
Bis(2-chloroethyl)ether	0.095	U	0.95	0.095	ug/L		02/01/12 07:52	02/08/12 10:45	1
4-Bromophenyl phenyl ether	0.76	U	1.9	0.76	ug/L		02/01/12 07:52	02/08/12 10:45	1
Butyl benzyl phthalate	0.76	U	0.95	0.76	ug/L		02/01/12 07:52	02/08/12 10:45	1
2,4-Dimethylphenol	0.76	U	1.9	0.76	ug/L		02/01/12 07:52	02/08/12 10:45	1
Dimethyl phthalate	0.76	U	0.95	0.28	ug/L		02/01/12 07:52	02/08/12 10:45	1
4,6-Dinitro-2-methylphenol	2.3	U	4.8	2.3	ug/L		02/01/12 07:52	02/08/12 10:45	1
2,4-Dinitrophenol	2.3	U	4.8	2.3	ug/L		02/01/12 07:52	02/08/12 10:45	1
2,4-Dinitrotoluene	0.76	U	4.8	0.26	ug/L		02/01/12 07:52	02/08/12 10:45	1
2,6-Dinitrotoluene	0.76	U	4.8	0.76	ug/L		02/01/12 07:52	02/08/12 10:45	1
Fluoranthene	0.095	U	0.19	0.095	ug/L		02/01/12 07:52	02/08/12 10:45	1
Fluorene	0.095	U	0.19	0.095	ug/L		02/01/12 07:52	02/08/12 10:45	1
Hexachlorobenzene	0.095	U	0.19	0.095	ug/L		02/01/12 07:52	02/08/12 10:45	1
Hexachlorobutadiene	0.76	U	0.95	0.26	ug/L		02/01/12 07:52	02/08/12 10:45	1
Hexachlorocyclopentadiene	0.76	U	9.5	0.76	ug/L		02/01/12 07:52	02/08/12 10:45	1
Hexachloroethane	0.76	U	0.95	0.76	ug/L		02/01/12 07:52	02/08/12 10:45	1
N-Nitrosodiphenylamine	0.76	U	0.95	0.30	ug/L		02/01/12 07:52	02/08/12 10:45	1
N-Nitrosodi-n-propylamine	0.76	U	0.95	0.76	ug/L		02/01/12 07:52	02/08/12 10:45	1
1,4-Dichlorobenzene	0.76	U	0.95	0.32	ug/L		02/01/12 07:52	02/08/12 10:45	1
2-Chloronaphthalene	0.095	U	0.95	0.095	ug/L		02/01/12 07:52	02/08/12 10:45	1
2-Chlorophenol	0.76	U	0.95	0.28	ug/L		02/01/12 07:52	02/08/12 10:45	1
4-Chlorophenyl phenyl ether	0.76	U	1.9	0.29	ug/L		02/01/12 07:52	02/08/12 10:45	1
Chrysene	0.095	U	0.19	0.095	ug/L		02/01/12 07:52	02/08/12 10:45	1
Dibenz(a,h)anthracene	0.095	U	0.19	0.095	ug/L		02/01/12 07:52	02/08/12 10:45	1
Dibenzofuran	0.095	U	0.95	0.095	ug/L		02/01/12 07:52	02/08/12 10:45	1
Benzo[g,h,i]perylene	0.095	U	0.19	0.095	ug/L		02/01/12 07:52	02/08/12 10:45	1
Benzo[a]pyrene	0.095	U	0.19	0.095	ug/L		02/01/12 07:52	02/08/12 10:45	1
Di-n-butyl phthalate	0.76	U	0.95	0.64	ug/L		02/01/12 07:52	02/08/12 10:45	1
1,2-Dichlorobenzene	0.76	U	0.95	0.28	ug/L		02/01/12 07:52	02/08/12 10:45	1
1,3-Dichlorobenzene	0.76	U	0.95	0.76	ug/L		02/01/12 07:52	02/08/12 10:45	1
3,3'-Dichlorobenzidine	0.76	U	4.8	0.35	ug/L		02/01/12 07:52	02/08/12 10:45	1
2,4-Dichlorophenol	0.76	U	1.9	0.76	ug/L		02/01/12 07:52	02/08/12 10:45	1
Diethyl phthalate	0.76	U	0.95	0.57	ug/L		02/01/12 07:52	02/08/12 10:45	1
Indeno[1,2,3-cd]pyrene	0.095	U	0.19	0.095	ug/L		02/01/12 07:52	02/08/12 10:45	1
Isophorone	0.76	U	0.95	0.26	ug/L		02/01/12 07:52	02/08/12 10:45	1
2-Methylnaphthalene	0.095	U	0.19	0.095	ug/L		02/01/12 07:52	02/08/12 10:45	1
2-Methylphenol	0.76	U	0.95	0.76	ug/L		02/01/12 07:52	02/08/12 10:45	1
Naphthalene	0.095	U	0.19	0.095	ug/L		02/01/12 07:52	02/08/12 10:45	1
2-Nitroaniline	0.76	U	1.9	0.76	ug/L		02/01/12 07:52	02/08/12 10:45	1
3-Nitroaniline	0.76	U	1.9	0.27	ug/L		02/01/12 07:52	02/08/12 10:45	1
4-Nitroaniline	0.76	U	1.9	0.76	ug/L		02/01/12 07:52	02/08/12 10:45	1
Nitrobenzene	0.095	U	0.95	0.038	ug/L		02/01/12 07:52	02/08/12 10:45	1
2-Nitrophenol	0.76	U	1.9	0.27	ug/L		02/01/12 07:52	02/08/12 10:45	1
4-Nitrophenol	2.3	U	4.8	2.3	ug/L		02/01/12 07:52	02/08/12 10:45	1
Pyrene	0.095	U	0.19	0.095	ug/L		02/01/12 07:52	02/08/12 10:45	1
Pentachlorophenol	2.3	U	4.8	2.3	ug/L		02/01/12 07:52	02/08/12 10:45	1

Client: Environmental Quality Mgt., Inc.
Project/Site: RVAAP (OH)

TestAmerica Job ID: 240-8119-1

Client Sample ID: FWGRQLMW-007C-1882-GW
Date Collected: 01/30/12 13:01
Date Received: 01/31/12 08:30

Lab Sample ID: 240-8119-2
Matrix: Water

Method: 8270C/DoD - Semivolatile Organic Compounds (GC/MS) (Continued)

Analyte	Result	Qualifier	LOQ	DL	Unit	D	Prepared	Analyzed	Dil Fac
Phenanthrene	0.095	U	0.19	0.095	ug/L		02/01/12 07:52	02/08/12 10:45	1
1,2,4-Trichlorobenzene	0.76	U	0.95	0.27	ug/L		02/01/12 07:52	02/08/12 10:45	1
2,4,5-Trichlorophenol	0.76	U	4.8	0.29	ug/L		02/01/12 07:52	02/08/12 10:45	1
2,4,6-Trichlorophenol	0.76	U	4.8	0.76	ug/L		02/01/12 07:52	02/08/12 10:45	1
Phenol	0.76	U	0.95	0.57	ug/L		02/01/12 07:52	02/08/12 10:45	1
Carbazole	0.76	U	0.95	0.27	ug/L		02/01/12 07:52	02/08/12 10:45	1
4-Chloroaniline	0.76	U	1.9	0.76	ug/L		02/01/12 07:52	02/08/12 10:45	1
3 & 4 Methylphenol	0.76	U	1.9	0.76	ug/L		02/01/12 07:52	02/08/12 10:45	1
Bis(2-ethylhexyl) phthalate	0.94	J	1.9	0.76	ug/L		02/01/12 07:52	02/08/12 10:45	1
Di-n-octyl phthalate	0.76	U	0.95	0.76	ug/L		02/01/12 07:52	02/08/12 10:45	1
4-Chloro-3-methylphenol	0.76	U	1.9	0.76	ug/L		02/01/12 07:52	02/08/12 10:45	1
2,2'-oxybis[1-chloropropane]	0.76	U	0.95	0.38	ug/L		02/01/12 07:52	02/08/12 10:45	1

Surrogate	*%Recovery*	*Qualifier*	*Limits*	*Prepared*	*Analyzed*	*Dil Fac*
2-Fluorobiphenyl (Surr)	56		50 - 110	02/01/12 07:52	02/08/12 10:45	1
2-Fluorophenol (Surr)	60		20 - 110	02/01/12 07:52	02/08/12 10:45	1
Nitrobenzene-d5 (Surr)	65		40 - 110	02/01/12 07:52	02/08/12 10:45	1
Terphenyl-d14 (Surr)	65		50 - 135	02/01/12 07:52	02/08/12 10:45	1
2,4,6-Tribromophenol (Surr)	61		40 - 125	02/01/12 07:52	02/08/12 10:45	1
Phenol-d5 (Surr)	66		10 - 115	02/01/12 07:52	02/08/12 10:45	1

Method: 8081/DOD - Organochlorine Pesticides (GC)

Analyte	Result	Qualifier	LOQ	DL	Unit	D	Prepared	Analyzed	Dil Fac
4,4'-DDD	0.0095	U	0.048	0.0091	ug/L		02/01/12 08:00	02/02/12 18:48	1
4,4'-DDE	0.0095	U	0.048	0.0092	ug/L		02/01/12 08:00	02/02/12 18:48	1
4,4'-DDT	0.029	U	0.048	0.015	ug/L		02/01/12 08:00	02/02/12 18:48	1
Aldrin	0.0095	U	0.029	0.0078	ug/L		02/01/12 08:00	02/02/12 18:48	1
alpha-BHC	0.0095	U	0.029	0.0067	ug/L		02/01/12 08:00	02/02/12 18:48	1
alpha-Chlordane	0.013	U	0.048	0.013	ug/L		02/01/12 08:00	02/02/12 18:48	1
beta-BHC	0.0095	U	0.048	0.0080	ug/L		02/01/12 08:00	02/02/12 18:48	1
delta-BHC	0.0095	U	0.048	0.0083	ug/L		02/01/12 08:00	02/02/12 18:48	1
Dieldrin	0.0095	U	0.029	0.0071	ug/L		02/01/12 08:00	02/02/12 18:48	1
Endosulfan I	0.012	U	0.048	0.012	ug/L		02/01/12 08:00	02/02/12 18:48	1
Endosulfan II	0.011	U	0.048	0.011	ug/L		02/01/12 08:00	02/02/12 18:48	1
Endosulfan sulfate	0.010	U	0.048	0.010	ug/L		02/01/12 08:00	02/02/12 18:48	1
Endrin	0.010	U	0.048	0.010	ug/L		02/01/12 08:00	02/02/12 18:48	1
Endrin aldehyde	0.010	U	0.048	0.010	ug/L		02/01/12 08:00	02/02/12 18:48	1
Endrin ketone	0.0095	U	0.048	0.0074	ug/L		02/01/12 08:00	02/02/12 18:48	1
gamma-BHC (Lindane)	0.0095	U	0.048	0.0061	ug/L		02/01/12 08:00	02/02/12 18:48	1
gamma-Chlordane	0.011	U	0.048	0.011	ug/L		02/01/12 08:00	02/02/12 18:48	1
Heptachlor	0.0095	U	0.029	0.0076	ug/L		02/01/12 08:00	02/02/12 18:48	1
Heptachlor epoxide	0.0095	U	0.029	0.0068	ug/L		02/01/12 08:00	02/02/12 18:48	1
Methoxychlor	0.030	U	0.095	0.030	ug/L		02/01/12 08:00	02/02/12 18:48	1
Toxaphene	0.48	U	1.9	0.30	ug/L		02/01/12 08:00	02/02/12 18:48	1

Surrogate	*%Recovery*	*Qualifier*	*Limits*	*Prepared*	*Analyzed*	*Dil Fac*
DCB Decachlorobiphenyl	43		30 - 135	02/01/12 08:00	02/02/12 18:48	1
DCB Decachlorobiphenyl	34		30 - 135	02/01/12 08:00	02/02/12 18:48	1
Tetrachloro-m-xylene	75		25 - 140	02/01/12 08:00	02/02/12 18:48	1
Tetrachloro-m-xylene	65		25 - 140	02/01/12 08:00	02/02/12 18:48	1

Client: Environmental Quality Mgt., Inc.
Project/Site: RVAAP (OH)

TestAmerica Job ID: 240-8119-1

Client Sample ID: FWGRQLMW-007C-1882-GW
Date Collected: 01/30/12 13:01
Date Received: 01/31/12 08:30

Lab Sample ID: 240-8119-2
Matrix: Water

Method: 8082/DOD - Polychlorinated Biphenyls (PCBs) by Gas Chromatography

Analyte	Result	Qualifier	LOQ	DL	Unit	D	Prepared	Analyzed	Dil Fac
Aroclor-1016	0.19	U	0.48	0.16	ug/L		02/01/12 07:58	02/02/12 16:08	1
Aroclor-1221	0.19	U	0.48	0.12	ug/L		02/01/12 07:58	02/02/12 16:08	1
Aroclor-1232	0.19	U	0.48	0.15	ug/L		02/01/12 07:58	02/02/12 16:08	1
Aroclor-1242	0.38	U	0.48	0.21	ug/L		02/01/12 07:58	02/02/12 16:08	1
Aroclor-1248	0.19	U	0.48	0.095	ug/L		02/01/12 07:58	02/02/12 16:08	1
Aroclor-1254	0.19	U	0.48	0.15	ug/L		02/01/12 07:58	02/02/12 16:08	1
Aroclor-1260	0.19	U	0.48	0.16	ug/L		02/01/12 07:58	02/02/12 16:08	1

Surrogate	*%Recovery*	*Qualifier*	*Limits*	*Prepared*	*Analyzed*	*Dil Fac*
Tetrachloro-m-xylene	*65*		*40 - 140*	*02/01/12 07:58*	*02/02/12 16:08*	*1*
Tetrachloro-m-xylene	*69*		*40 - 140*	*02/01/12 07:58*	*02/02/12 16:08*	*1*
DCB Decachlorobiphenyl	*33*	*Q*	*40 - 135*	*02/01/12 07:58*	*02/02/12 16:08*	*1*
DCB Decachlorobiphenyl	*34*	*Q*	*40 - 135*	*02/01/12 07:58*	*02/02/12 16:08*	*1*

Method: 8330 (Modified) - Organic Compounds by UV/HPLC - Dissolved

Analyte	Result	Qualifier	LOQ	DL	Unit	D	Prepared	Analyzed	Dil Fac
Nitroguanidine	6.0 U		20	2.4	ug/L		02/03/12 09:00	02/09/12 11:02	1

Method: 8330/8330A - Nitroaromatics & Nitramines: Explosives (8330/A)

Analyte	Result	Qualifier	LOQ	DL	Unit	D	Prepared	Analyzed	Dil Fac
Nitroglycerin	0.50 U		0.65	0.33	ug/L		02/03/12 07:30	02/08/12 00:07	1
PETN	0.50 U		0.65	0.30	ug/L		02/03/12 07:30	02/08/12 00:07	1
2-Amino-4,6-dinitrotoluene	0.10 U		0.20	0.10	ug/L		02/03/12 07:30	02/08/12 00:07	1
4 Amino 2,6 dinitrotoluene	0.050 U		0.10	0.050	ug/L		02/03/12 07:30	02/08/12 00:07	1
1,3-Dinitrobenzene	0.050 U		0.10	0.050	ug/L		02/03/12 07:30	02/08/12 00:07	1
2,4-Dinitrotoluene	0.050 U		0.10	0.050	ug/L		02/03/12 07:30	02/08/12 00:07	1
2,6-Dinitrotoluene	0.050 U		0.10	0.050	ug/L		02/03/12 07:30	02/08/12 00:07	1
HMX	0.050 U		0.10	0.036	ug/L		02/03/12 07:30	02/08/12 00:07	1
Nitrobenzene	0.050 U		0.10	0.050	ug/L		02/03/12 07:30	02/08/12 00:07	1
2-Nitrotoluene	0.10 U		0.50	0.088	ug/L		02/03/12 07:30	02/08/12 00:07	1
3-Nitrotoluene	0.10 U		0.50	0.057	ug/L		02/03/12 07:30	02/08/12 00:07	1
4-Nitrotoluene	0.10 U		0.65	0.088	ug/L		02/03/12 07:30	02/08/12 00:07	1
RDX	0.050 U		0.10	0.036	ug/L		02/03/12 07:30	02/08/12 00:07	1
Tetryl	0.050 U		0.10	0.050	ug/L		02/03/12 07:30	02/08/12 00:07	1
1,3,5-Trinitrobenzene	0.050 U		0.10	0.030	ug/L		02/03/12 07:30	02/08/12 00:07	1
2,4,6-Trinitrotoluene	0.050 U		0.10	0.050	ug/L		02/03/12 07:30	02/08/12 00:07	1

Surrogate	*%Recovery*	*Qualifier*	*Limits*	*Prepared*	*Analyzed*	*Dil Fac*
3,4-Dinitrotoluene	*97*		*79 - 111*	*02/03/12 07:30*	*02/08/12 00:07*	*1*

General Chemistry

Analyte	Result	Qualifier	LOQ	DL	Unit	D	Prepared	Analyzed	Dil Fac
Cyanide, Total	0.010	U	0.010	0.0050	mg/L		02/01/12 10:05	02/01/12 13:00	1
Nitrocellulose	1.0 U		2.0	0.48	mg/L		02/09/12 15:01	02/10/12 12:51	1

Client: Environmental Quality Mgt., Inc.
Project/Site: RVAAP (OH)

TestAmerica Job ID: 240-8119-1

Client Sample ID: FWGRQLMW-007C-1882-GF
Date Collected: 01/30/12 13:01
Date Received: 01/31/12 08:30

Lab Sample ID: 240-8119-3
Matrix: Water

Method: 6010B/DOD - Metals (ICP) - Total Recoverable

Analyte	Result	Qualifier	LOQ	DL	Unit	D	Prepared	Analyzed	Dil Fac
Arsenic	14		10	3.3	ug/L		02/08/12 09:22	02/09/12 09:49	1
Chromium	4.0	U	7.0	1.4	ug/L		02/08/12 09:22	02/09/12 09:49	1
Cobalt	20		7.0	1.5	ug/L		02/08/12 09:22	02/09/12 09:49	1
Lead	5.0	U	10	1.7	ug/L		02/08/12 09:22	02/09/12 09:49	1
Selenium	10	U	15	4.0	ug/L		02/08/12 09:22	02/09/12 09:49	1
Silver	5.0	U	7.0	1.7	ug/L		02/08/12 09:22	02/09/12 09:49	1
Vanadium	4.0	U	7.0	1.3	ug/L		02/08/12 09:22	02/09/12 09:49	1
Barium	57	J	200	2.8	ug/L		02/08/12 09:22	02/09/12 09:49	1
Calcium	130000		5000	630	ug/L		02/08/12 09:22	02/09/12 09:49	1
Copper	10	U	25	4.4	ug/L		02/08/12 09:22	02/09/12 09:49	1
Magnesium	52000		5000	120	ug/L		02/08/12 09:22	02/09/12 09:49	1
Manganese	2000		15	1.8	ug/L		02/08/12 09:22	02/09/12 09:49	1
Nickel	28	J	40	2.2	ug/L		02/08/12 09:22	02/09/12 09:49	1
Potassium	5100		5000	300	ug/L		02/08/12 09:22	02/09/12 09:49	1

Method: 6020/DOD - Metals (ICP/MS) - Total Recoverable

Analyte	Result	Qualifier	LOQ	DL	Unit	D	Prepared	Analyzed	Dil Fac
Aluminum	60	U	60	20	ug/L		02/08/12 09:22	02/10/12 11:07	1
Antimony	0.67	J	2.0	0.21	ug/L		02/08/12 09:22	02/10/12 11:07	1
Beryllium	0.10	U	1.0	0.033	ug/L		02/08/12 09:22	02/10/12 11:07	1
Cadmium	0.059	J	2.0	0.023	ug/L		02/08/12 09:22	02/10/12 11:07	1
Iron	8000		150	44	ug/L		02/08/12 09:22	02/10/12 11:07	1
Sodium	6100		1000	160	ug/L		02/08/12 09:22	02/10/12 11:07	1
Thallium	1.0	U	2.0	0.32	ug/L		02/08/12 09:22	02/10/12 11:07	1
Zinc	13	J	40	8.8	ug/L		02/08/12 09:22	02/10/12 11:07	1

Method: 7470A/DOD - Mercury (CVAA)

Analyte	Result	Qualifier	LOQ	DL	Unit	D	Prepared	Analyzed	Dil Fac
Hg	0.20	U	0.20	0.12	ug/L		02/06/12 13:15	02/08/12 13:05	1

Client: Environmental Quality Mgt., Inc.
Project/Site: RVAAP (OH)

TestAmerica Job ID: 240-8119-1

Client Sample ID: FWGRQLMW-009C-1884-GW
Date Collected: 01/30/12 14:41
Date Received: 01/31/12 08:30

Lab Sample ID: 240-8119-4
Matrix: Water

Method: 8260B/DoD - Volatile Organic Compounds (GC/MS)

Analyte	Result	Qualifier	LOQ	DL	Unit	D	Prepared	Analyzed	Dil Fac
1,1,1-Trichloroethane	0.25	U	1.0	0.22	ug/L			02/02/12 14:05	1
1,1,2,2-Tetrachloroethane	0.25	U	1.0	0.18	ug/L			02/02/12 14:05	1
1,1,2-Trichloroethane	0.50	U	1.0	0.27	ug/L			02/02/12 14:05	1
1,1-Dichloroethane	0.25	U	1.0	0.15	ug/L			02/02/12 14:05	1
1,1-Dichloroethene	0.25	U	1.0	0.19	ug/L			02/02/12 14:05	1
1,2-Dichloroethane	0.25	U	1.0	0.22	ug/L			02/02/12 14:05	1
1,2-Dichloroethene, Total	0.50	U	2.0	0.34	ug/L			02/02/12 14:05	1
1,2-Dichloropropane	0.25	U	1.0	0.18	ug/L			02/02/12 14:05	1
2-Hexanone	0.50	U	10	0.41	ug/L			02/02/12 14:05	1
Bromochloromethane	0.50	U	1.0	0.29	ug/L			02/02/12 14:05	1
Acetone	1.1	U	10	1.1	ug/L			02/02/12 14:05	1
Benzene	0.25	U	1.0	0.13	ug/L			02/02/12 14:05	1
Bromoform	0.64	U	1.0	0.64	ug/L			02/02/12 14:05	1
Bromomethane	0.50	U	1.0	0.41	ug/L			02/02/12 14:05	1
Carbon disulfide	0.25	U	1.0	0.13	ug/L			02/02/12 14:05	1
Carbon tetrachloride	0.25	U	1.0	0.13	ug/L			02/02/12 14:05	1
Chlorobenzene	0.25	U	1.0	0.15	ug/L			02/02/12 14:05	1
Chloroethane	0.50	U	1.0	0.29	ug/L			02/02/12 14:05	1
Chloroform	0.25	U	1.0	0.16	ug/L			02/02/12 14:05	1
Chloromethane	0.50	U	1.0	0.30	ug/L			02/02/12 14:05	1
cis-1,2-Dichloroethene	0.25	U	1.0	0.17	ug/L			02/02/12 14:05	1
cis-1,3-Dichloropropene	0.25	U	1.0	0.14	ug/L			02/02/12 14:05	1
Bromodichloromethane	0.25	U	1.0	0.15	ug/L			02/02/12 14:05	1
Ethylbenzene	0.25	U	1.0	0.17	ug/L			02/02/12 14:05	1
1,2-Dibromoethane	0.25	U	1.0	0.24	ug/L			02/02/12 14:05	1
m-Xylene & p-Xylene	0.50	U	2.0	0.24	ug/L			02/02/12 14:05	1
2-Butanone (MEK)	0.57	U	10	0.57	ug/L			02/02/12 14:05	1
4-Methyl-2-pentanone (MIBK)	0.50	U	10	0.32	ug/L			02/02/12 14:05	1
Methylene Chloride	0.50	U	1.0	0.33	ug/L			02/02/12 14:05	1
o-Xylene	0.25	U	1.0	0.14	ug/L			02/02/12 14:05	1
Styrene	0.25	U	1.0	0.11	ug/L			02/02/12 14:05	1
Tetrachloroethene	0.50	U	1.0	0.29	ug/L			02/02/12 14:05	1
Toluene	0.25	U	1.0	0.13	ug/L			02/02/12 14:05	1
trans-1,2-Dichloroethene	0.25	U	1.0	0.19	ug/L			02/02/12 14:05	1
trans-1,3-Dichloropropene	0.25	U	1.0	0.19	ug/L			02/02/12 14:05	1
Trichloroethene	0.25	U	1.0	0.17	ug/L			02/02/12 14:05	1
Vinyl chloride	0.25	U	1.0	0.22	ug/L			02/02/12 14:05	1
Xylenes, Total	0.75	U	2.0	0.28	ug/L			02/02/12 14:05	1
Dibromochloromethane	0.25	U	1.0	0.18	ug/L			02/02/12 14:05	1

Surrogate	*%Recovery*	*Qualifier*	*Limits*	*Prepared*	*Analyzed*	*Dil Fac*
1,2-Dichloroethane-d4 (Surr)	*103*		*70 - 120*		*02/02/12 14:05*	*1*
4-Bromofluorobenzene (Surr)	*86*		*75 - 120*		*02/02/12 14:05*	*1*
Toluene-d8 (Surr)	*98*		*85 - 120*		*02/02/12 14:05*	*1*
Dibromofluoromethane (Surr)	*103*		*85 - 115*		*02/02/12 14:05*	*1*

Method: 8270C/DoD - Semivolatile Organic Compounds (GC/MS)

Analyte	Result	Qualifier	LOQ	DL	Unit	D	Prepared	Analyzed	Dil Fac
Acenaphthene	0.095	U	0.19	0.095	ug/L		02/01/12 07:52	02/08/12 11:04	1
Acenaphthylene	0.095	U	0.19	0.095	ug/L		02/01/12 07:52	02/08/12 11:04	1
Anthracene	0.095	U	0.19	0.095	ug/L		02/01/12 07:52	02/08/12 11:04	1

Client: Environmental Quality Mgt., Inc.
Project/Site: RVAAP (OH)

TestAmerica Job ID: 240-8119-1

Client Sample ID: FWGRQLMW-009C-1884-GW
Date Collected: 01/30/12 14:41
Date Received: 01/31/12 08:30

Lab Sample ID: 240-8119-4
Matrix: Water

Method: 8270C/DoD - Semivolatile Organic Compounds (GC/MS) (Continued)

Analyte	Result	Qualifier	LOQ	DL	Unit	D	Prepared	Analyzed	Dil Fac
Benzo[a]anthracene	0.095	U	0.19	0.095	ug/L		02/01/12 07:52	02/08/12 11:04	1
Benzoic acid	9.5	U	24	9.5	ug/L		02/01/12 07:52	02/08/12 11:04	1
Benzo[b]fluoranthene	0.095	U	0.19	0.095	ug/L		02/01/12 07:52	02/08/12 11:04	1
Benzo[k]fluoranthene	0.095	U	0.19	0.095	ug/L		02/01/12 07:52	02/08/12 11:04	1
Benzyl alcohol	0.76	U	4.8	0.36	ug/L		02/01/12 07:52	02/08/12 11:04	1
Bis(2-chloroethoxy)methane	0.76	U	0.95	0.30	ug/L		02/01/12 07:52	02/08/12 11:04	1
Bis(2-chloroethyl)ether	0.095	U	0.95	0.095	ug/L		02/01/12 07:52	02/08/12 11:04	1
4-Bromophenyl phenyl ether	0.76	U	1.9	0.76	ug/L		02/01/12 07:52	02/08/12 11:04	1
Butyl benzyl phthalate	0.76	U	0.95	0.76	ug/L		02/01/12 07:52	02/08/12 11:04	1
2,4-Dimethylphenol	0.76	U	1.9	0.76	ug/L		02/01/12 07:52	02/08/12 11:04	1
Dimethyl phthalate	0.76	U	0.95	0.28	ug/L		02/01/12 07:52	02/08/12 11:04	1
4,6-Dinitro-2-methylphenol	2.3	U	4.8	2.3	ug/L		02/01/12 07:52	02/08/12 11:04	1
2,4-Dinitrophenol	2.3	U	4.8	2.3	ug/L		02/01/12 07:52	02/08/12 11:04	1
2,4-Dinitrotoluene	0.76	U	4.8	0.26	ug/L		02/01/12 07:52	02/08/12 11:04	1
2,6-Dinitrotoluene	0.76	U	4.8	0.76	ug/L		02/01/12 07:52	02/08/12 11:04	1
Fluoranthene	0.095	U	0.19	0.095	ug/L		02/01/12 07:52	02/08/12 11:04	1
Fluorene	0.095	U	0.19	0.095	ug/L		02/01/12 07:52	02/08/12 11:04	1
Hexachlorobenzene	0.095	U	0.19	0.095	ug/L		02/01/12 07:52	02/08/12 11:04	1
Hexachlorobutadiene	0.76	U	0.95	0.26	ug/L		02/01/12 07:52	02/08/12 11:04	1
Hexachlorocyclopentadiene	0.76	U	9.5	0.76	ug/L		02/01/12 07:52	02/08/12 11:04	1
Hexachloroethane	0.76	U	0.95	0.76	ug/L		02/01/12 07:52	02/08/12 11:04	1
N-Nitrosodiphenylamine	0.76	U	0.95	0.30	ug/L		02/01/12 07:52	02/08/12 11:04	1
N-Nitrosodi-n-propylamine	0.76	U	0.95	0.76	ug/L		02/01/12 07:52	02/08/12 11:04	1
1,4-Dichlorobenzene	0.76	U	0.95	0.32	ug/L		02/01/12 07:52	02/08/12 11:04	1
2-Chloronaphthalene	0.095	U	0.95	0.095	ug/L		02/01/12 07:52	02/08/12 11:04	1
2-Chlorophenol	0.76	U	0.95	0.28	ug/L		02/01/12 07:52	02/08/12 11:04	1
4-Chlorophenyl phenyl ether	0.76	U	1.9	0.29	ug/L		02/01/12 07:52	02/08/12 11:04	1
Chrysene	0.095	U	0.19	0.095	ug/L		02/01/12 07:52	02/08/12 11:04	1
Dibenz(a,h)anthracene	0.095	U	0.19	0.095	ug/L		02/01/12 07:52	02/08/12 11:04	1
Dibenzofuran	0.095	U	0.95	0.095	ug/L		02/01/12 07:52	02/08/12 11:04	1
Benzo[g,h,i]perylene	0.095	U	0.19	0.095	ug/L		02/01/12 07:52	02/08/12 11:04	1
Benzo[a]pyrene	0.095	U	0.19	0.095	ug/L		02/01/12 07:52	02/08/12 11:04	1
Di-n-butyl phthalate	0.76	U	0.95	0.64	ug/L		02/01/12 07:52	02/08/12 11:04	1
1,2-Dichlorobenzene	0.76	U	0.95	0.28	ug/L		02/01/12 07:52	02/08/12 11:04	1
1,3-Dichlorobenzene	0.76	U	0.95	0.76	ug/L		02/01/12 07:52	02/08/12 11:04	1
3,3'-Dichlorobenzidine	0.76	U	4.8	0.35	ug/L		02/01/12 07:52	02/08/12 11:04	1
2,4-Dichlorophenol	0.76	U	1.9	0.76	ug/L		02/01/12 07:52	02/08/12 11:04	1
Diethyl phthalate	0.76	U	0.95	0.57	ug/L		02/01/12 07:52	02/08/12 11:04	1
Indeno[1,2,3-cd]pyrene	0.095	U	0.19	0.095	ug/L		02/01/12 07:52	02/08/12 11:04	1
Isophorone	0.76	U	0.95	0.26	ug/L		02/01/12 07:52	02/08/12 11:04	1
2-Methylnaphthalene	0.095	U	0.19	0.095	ug/L		02/01/12 07:52	02/08/12 11:04	1
2-Methylphenol	0.76	U	0.95	0.76	ug/L		02/01/12 07:52	02/08/12 11:04	1
Naphthalene	0.095	U	0.19	0.095	ug/L		02/01/12 07:52	02/08/12 11:04	1
2-Nitroaniline	0.76	U	1.9	0.76	ug/L		02/01/12 07:52	02/08/12 11:04	1
3-Nitroaniline	0.76	U	1.9	0.27	ug/L		02/01/12 07:52	02/08/12 11:04	1
4-Nitroaniline	0.76	U	1.9	0.76	ug/L		02/01/12 07:52	02/08/12 11:04	1
Nitrobenzene	0.095	U	0.95	0.038	ug/L		02/01/12 07:52	02/08/12 11:04	1
2-Nitrophenol	0.76	U	1.9	0.27	ug/L		02/01/12 07:52	02/08/12 11:04	1
4-Nitrophenol	2.3	U	4.8	2.3	ug/L		02/01/12 07:52	02/08/12 11:04	1
Pyrene	0.095	U	0.19	0.095	ug/L		02/01/12 07:52	02/08/12 11:04	1
Pentachlorophenol	2.3	U	4.8	2.3	ug/L		02/01/12 07:52	02/08/12 11:04	1

Client Sample ID: FWGRQLMW-009C-1884-GW
Date Collected: 01/30/12 14:41
Date Received: 01/31/12 08:30

Lab Sample ID: 240-8119-4
Matrix: Water

Method: 8270C/DoD - Semivolatile Organic Compounds (GC/MS) (Continued)

Analyte	Result	Qualifier	LOQ	DL	Unit	D	Prepared	Analyzed	Dil Fac
Phenanthrene	0.095	U	0.19	0.095	ug/L		02/01/12 07:52	02/08/12 11:04	1
1,2,4-Trichlorobenzene	0.76	U	0.95	0.27	ug/L		02/01/12 07:52	02/08/12 11:04	1
2,4,5-Trichlorophenol	0.76	U	4.8	0.29	ug/L		02/01/12 07:52	02/08/12 11:04	1
2,4,6-Trichlorophenol	0.76	U	4.8	0.76	ug/L		02/01/12 07:52	02/08/12 11:04	1
Phenol	0.76	U	0.95	0.57	ug/L		02/01/12 07:52	02/08/12 11:04	1
Carbazole	0.76	U	0.95	0.27	ug/L		02/01/12 07:52	02/08/12 11:04	1
4-Chloroaniline	0.76	U	1.9	0.76	ug/L		02/01/12 07:52	02/08/12 11:04	1
3 & 4 Methylphenol	0.76	U	1.9	0.76	ug/L		02/01/12 07:52	02/08/12 11:04	1
Bis(2-ethylhexyl) phthalate	0.77	J	1.9	0.76	ug/L		02/01/12 07:52	02/08/12 11:04	1
Di-n-octyl phthalate	0.76	U	0.95	0.76	ug/L		02/01/12 07:52	02/08/12 11:04	1
4-Chloro-3-methylphenol	0.76	U	1.9	0.76	ug/L		02/01/12 07:52	02/08/12 11:04	1
2,2'-oxybis[1-chloropropane]	0.76	U	0.95	0.38	ug/L		02/01/12 07:52	02/08/12 11:04	1

Surrogate	*%Recovery*	*Qualifier*	*Limits*	*Prepared*	*Analyzed*	*Dil Fac*
2-Fluorobiphenyl (Surr)	70		50 - 110	02/01/12 07:52	02/08/12 11:04	1
2-Fluorophenol (Surr)	76		20 - 110	02/01/12 07:52	02/08/12 11:04	1
Nitrobenzene-d5 (Surr)	76		40 - 110	02/01/12 07:52	02/08/12 11:04	1
Terphenyl-d14 (Surr)	70		50 - 135	02/01/12 07:52	02/08/12 11:04	1
2,4,6-Tribromophenol (Surr)	75		40 - 125	02/01/12 07:52	02/08/12 11:04	1
Phenol-d5 (Surr)	82		10 - 115	02/01/12 07:52	02/08/12 11:04	1

Method: 8081/DOD - Organochlorine Pesticides (GC)

Analyte	Result	Qualifier	LOQ	DL	Unit	D	Prepared	Analyzed	Dil Fac
4,4'-DDD	0.0095	U	0.048	0.0091	ug/L		02/01/12 08:00	02/02/12 19:12	1
4,4'-DDE	0.0095	U	0.048	0.0092	ug/L		02/01/12 08:00	02/02/12 19:12	1
4,4'-DDT	0.029	U	0.048	0.015	ug/L		02/01/12 08:00	02/02/12 19:12	1
Aldrin	0.0095	U	0.029	0.0078	ug/L		02/01/12 08:00	02/02/12 19:12	1
alpha-BHC	0.0095	U	0.029	0.0067	ug/L		02/01/12 08:00	02/02/12 19:12	1
alpha-Chlordane	0.013	U	0.048	0.013	ug/L		02/01/12 08:00	02/02/12 19:12	1
beta-BHC	0.0095	U	0.048	0.0080	ug/L		02/01/12 08:00	02/02/12 19:12	1
delta-BHC	0.0095	U	0.048	0.0083	ug/L		02/01/12 08:00	02/02/12 19:12	1
Dieldrin	0.0095	U	0.029	0.0071	ug/L		02/01/12 08:00	02/02/12 19:12	1
Endosulfan I	0.012	U	0.048	0.012	ug/L		02/01/12 08:00	02/02/12 19:12	1
Endosulfan II	0.011	U	0.048	0.011	ug/L		02/01/12 08:00	02/02/12 19:12	1
Endosulfan sulfate	0.010	U	0.048	0.010	ug/L		02/01/12 08:00	02/02/12 19:12	1
Endrin	0.010	U	0.048	0.010	ug/L		02/01/12 08:00	02/02/12 19:12	1
Endrin aldehyde	0.010	U	0.048	0.010	ug/L		02/01/12 08:00	02/02/12 19:12	1
Endrin ketone	0.0095	U	0.048	0.0074	ug/L		02/01/12 08:00	02/02/12 19:12	1
gamma-BHC (Lindane)	0.0095	U	0.048	0.0061	ug/L		02/01/12 08:00	02/02/12 19:12	1
gamma-Chlordane	0.011	U	0.048	0.011	ug/L		02/01/12 08:00	02/02/12 19:12	1
Heptachlor	0.0095	U	0.029	0.0076	ug/L		02/01/12 08:00	02/02/12 19:12	1
Heptachlor epoxide	0.0095	U	0.029	0.0068	ug/L		02/01/12 08:00	02/02/12 19:12	1
Methoxychlor	0.030	U	0.095	0.030	ug/L		02/01/12 08:00	02/02/12 19:12	1
Toxaphene	0.48	U	1.9	0.30	ug/L		02/01/12 08:00	02/02/12 19:12	1

Surrogate	*%Recovery*	*Qualifier*	*Limits*	*Prepared*	*Analyzed*	*Dil Fac*
DCB Decachlorobiphenyl	47		30 - 135	02/01/12 08:00	02/02/12 19:12	1
DCB Decachlorobiphenyl	40		30 - 135	02/01/12 08:00	02/02/12 19:12	1
Tetrachloro-m-xylene	92		25 - 140	02/01/12 08:00	02/02/12 19:12	1
Tetrachloro-m-xylene	73	M	25 - 140	02/01/12 08:00	02/02/12 19:12	1

Client: Environmental Quality Mgt., Inc.
Project/Site: RVAAP (OH)

TestAmerica Job ID: 240-8119-1

Client Sample ID: FWGRQLMW-009C-1884-GW
Date Collected: 01/30/12 14:41
Date Received: 01/31/12 08:30

Lab Sample ID: 240-8119-4
Matrix: Water

Method: 8082/DOD - Polychlorinated Biphenyls (PCBs) by Gas Chromatography

Analyte	Result	Qualifier	LOQ	DL	Unit	D	Prepared	Analyzed	Dil Fac
Aroclor-1016	0.19	U	0.48	0.16	ug/L		02/01/12 07:58	02/02/12 16:22	1
Aroclor-1221	0.19	U	0.48	0.12	ug/L		02/01/12 07:58	02/02/12 16:22	1
Aroclor-1232	0.19	U	0.48	0.15	ug/L		02/01/12 07:58	02/02/12 16:22	1
Aroclor-1242	0.38	U	0.48	0.21	ug/L		02/01/12 07:58	02/02/12 16:22	1
Aroclor-1248	0.19	U	0.48	0.095	ug/L		02/01/12 07:58	02/02/12 16:22	1
Aroclor-1254	0.19	U	0.48	0.15	ug/L		02/01/12 07:58	02/02/12 16:22	1
Aroclor-1260	0.19	U	0.48	0.16	ug/L		02/01/12 07:58	02/02/12 16:22	1

Surrogate	*%Recovery*	*Qualifier*	*Limits*	*Prepared*	*Analyzed*	*Dil Fac*
Tetrachloro-m-xylene	*33*	*Q*	*40 - 140*	*02/01/12 07:58*	*02/02/12 16:22*	*1*
Tetrachloro-m-xylene	*73*		*40 - 140*	*02/01/12 07:58*	*02/02/12 16:22*	*1*
DCB Decachlorobiphenyl	*40*		*40 - 135*	*02/01/12 07:58*	*02/02/12 16:22*	*1*
DCB Decachlorobiphenyl	*40*		*40 - 135*	*02/01/12 07:58*	*02/02/12 16:22*	*1*

Method: 8330 (Modified) - Organic Compounds by UV/HPLC - Dissolved

Analyte	Result	Qualifier	LOQ	DL	Unit	D	Prepared	Analyzed	Dil Fac
Nitroguanidine	6.0 U		20	2.4	ug/L		02/03/12 09:00	02/09/12 11:16	1

Method: 8330/8330A - Nitroaromatics & Nitramines: Explosives (8330/A)

Analyte	Result	Qualifier	LOQ	DL	Unit	D	Prepared	Analyzed	Dil Fac
Nitroglycerin	0.50 U		0.64	0.33	ug/L		02/03/12 07:30	02/08/12 00:47	0.99
PETN	0.50 U		0.64	0.30	ug/L		02/03/12 07:30	02/08/12 00:47	0.99
2-Amino-4,6-dinitrotoluene	0.099 U		0.20	0.099	ug/L		02/03/12 07:30	02/08/12 00:47	0.99
4-Amino-2,6-dinitrotoluene	0.050 U		0.099	0.050	ug/L		02/03/12 07:30	02/08/12 00:47	0.99
1,3-Dinitrobenzene	0.050 U		0.099	0.050	ug/L		02/03/12 07:30	02/08/12 00:47	0.99
2,4-Dinitrotoluene	0.050 U		0.099	0.050	ug/L		02/03/12 07:30	02/08/12 00:47	0.99
2,6-Dinitrotoluene	0.050 U		0.099	0.050	ug/L		02/03/12 07:30	02/08/12 00:47	0.99
HMX	0.050 U		0.099	0.036	ug/L		02/03/12 07:30	02/08/12 00:47	0.99
Nitrobenzene	0.050 U		0.099	0.050	ug/L		02/03/12 07:30	02/08/12 00:47	0.99
2-Nitrotoluene	0.099 U		0.50	0.087	ug/L		02/03/12 07:30	02/08/12 00:47	0.99
3-Nitrotoluene	0.099 U		0.50	0.056	ug/L		02/03/12 07:30	02/08/12 00:47	0.99
4-Nitrotoluene	0.099 U		0.64	0.087	ug/L		02/03/12 07:30	02/08/12 00:47	0.99
RDX	0.050 U		0.099	0.036	ug/L		02/03/12 07:30	02/08/12 00:47	0.99
Tetryl	0.050 U		0.099	0.050	ug/L		02/03/12 07:30	02/08/12 00:47	0.99
1,3,5-Trinitrobenzene	0.050 U		0.099	0.030	ug/L		02/03/12 07:30	02/08/12 00:47	0.99
2,4,6-Trinitrotoluene	0.050 U		0.099	0.050	ug/L		02/03/12 07:30	02/08/12 00:47	0.99

Surrogate	*%Recovery*	*Qualifier*	*Limits*	*Prepared*	*Analyzed*	*Dil Fac*
3,4-Dinitrotoluene	*97*		*79 - 111*	*02/03/12 07:30*	*02/08/12 00:47*	*0.99*

General Chemistry

Analyte	Result	Qualifier	LOQ	DL	Unit	D	Prepared	Analyzed	Dil Fac
Cyanide, Total	0.010 U		0.010	0.0050	mg/L		02/01/12 10:05	02/01/12 13:00	1
Nitrocellulose	1.0 U		2.0	0.48	mg/L		02/09/12 15:01	02/10/12 12:53	1

Client Sample ID: FWGRQLMW-009C-1884-GF
Date Collected: 01/30/12 14:41
Date Received: 01/31/12 08:30

Lab Sample ID: 240-8119-5
Matrix: Water

Method: 6010B/DOD - Metals (ICP) - Total Recoverable

Analyte	Result	Qualifier	LOQ	DL	Unit	D	Prepared	Analyzed	Dil Fac
Arsenic	12		10	3.3	ug/L		02/08/12 09:22	02/09/12 09:55	1
Chromium	4.0	U	7.0	1.4	ug/L		02/08/12 09:22	02/09/12 09:55	1
Cobalt	2.6	J	7.0	1.5	ug/L		02/08/12 09:22	02/09/12 09:55	1
Lead	5.0	U	10	1.7	ug/L		02/08/12 09:22	02/09/12 09:55	1
Selenium	10	U	15	4.0	ug/L		02/08/12 09:22	02/09/12 09:55	1
Silver	5.0	U	7.0	1.7	ug/L		02/08/12 09:22	02/09/12 09:55	1
Vanadium	4.0	U	7.0	1.3	ug/L		02/08/12 09:22	02/09/12 09:55	1
Barium	31	J	200	2.8	ug/L		02/08/12 09:22	02/09/12 09:55	1
Calcium	21000		5000	630	ug/L		02/08/12 09:22	02/09/12 09:55	1
Copper	10	U	25	4.4	ug/L		02/08/12 09:22	02/09/12 09:55	1
Magnesium	16000		5000	120	ug/L		02/08/12 09:22	02/09/12 09:55	1
Manganese	940		15	1.8	ug/L		02/08/12 09:22	02/09/12 09:55	1
Nickel	3.0	J	40	2.2	ug/L		02/08/12 09:22	02/09/12 09:55	1
Potassium	2600	J	5000	300	ug/L		02/08/12 09:22	02/09/12 09:55	1

Method: 6020/DOD - Metals (ICP/MS) - Total Recoverable

Analyte	Result	Qualifier	LOQ	DL	Unit	D	Prepared	Analyzed	Dil Fac
Aluminum	60	U	60	20	ug/L		02/08/12 09:22	02/10/12 11:12	1
Antimony	0.22	J	2.0	0.21	ug/L		02/08/12 09:22	02/10/12 11:12	1
Beryllium	0.10	U	1.0	0.033	ug/L		02/08/12 09:22	02/10/12 11:12	1
Cadmium	0.070	U	2.0	0.023	ug/L		02/08/12 09:22	02/10/12 11:12	1
Iron	5600		150	44	ug/L		02/08/12 09:22	02/10/12 11:12	1
Sodium	1200		1000	160	ug/L		02/08/12 09:22	02/10/12 11:12	1
Thallium	1.0	U	2.0	0.32	ug/L		02/08/12 09:22	02/10/12 11:12	1
Zinc	20	U	40	8.8	ug/L		02/08/12 09:22	02/10/12 11:12	1

Method: 7470A/DOD - Mercury (CVAA)

Analyte	Result	Qualifier	LOQ	DL	Unit	D	Prepared	Analyzed	Dil Fac
Hg	0.20	U	0.20	0.12	ug/L		02/06/12 13:15	02/08/12 13:07	1

Client: Environmental Quality Mgt., Inc.
Project/Site: RVAAP (OH)

TestAmerica Job ID: 240-8119-1

Client Sample ID: FWGRQLMW-DUP3-1892-GW
Date Collected: 01/30/12 15:55
Date Received: 01/31/12 08:30

Lab Sample ID: 240-8119-6
Matrix: Water

Method: 8260B/DoD - Volatile Organic Compounds (GC/MS)

Analyte	Result	Qualifier	LOQ	DL	Unit	D	Prepared	Analyzed	Dil Fac
1,1,1-Trichloroethane	0.25	U	1.0	0.22	ug/L			02/02/12 14:27	1
1,1,2,2-Tetrachloroethane	0.25	U	1.0	0.18	ug/L			02/02/12 14:27	1
1,1,2-Trichloroethane	0.50	U	1.0	0.27	ug/L			02/02/12 14:27	1
1,1-Dichloroethane	0.25	U	1.0	0.15	ug/L			02/02/12 14:27	1
1,1-Dichloroethene	0.25	U	1.0	0.19	ug/L			02/02/12 14:27	1
1,2-Dichloroethane	0.25	U	1.0	0.22	ug/L			02/02/12 14:27	1
1,2-Dichloroethene, Total	0.50	U	2.0	0.34	ug/L			02/02/12 14:27	1
1,2-Dichloropropane	0.25	U	1.0	0.18	ug/L			02/02/12 14:27	1
2-Hexanone	0.50	U	10	0.41	ug/L			02/02/12 14:27	1
Bromochloromethane	0.50	U	1.0	0.29	ug/L			02/02/12 14:27	1
Acetone	1.1	U	10	1.1	ug/L			02/02/12 14:27	1
Benzene	0.25	U	1.0	0.13	ug/L			02/02/12 14:27	1
Bromoform	0.64	U	1.0	0.64	ug/L			02/02/12 14:27	1
Bromomethane	0.50	U	1.0	0.41	ug/L			02/02/12 14:27	1
Carbon disulfide	0.25	U	1.0	0.13	ug/L			02/02/12 14:27	1
Carbon tetrachloride	0.25	U	1.0	0.13	ug/L			02/02/12 14:27	1
Chlorobenzene	0.25	U	1.0	0.15	ug/L			02/02/12 14:27	1
Chloroethane	0.50	U	1.0	0.29	ug/L			02/02/12 14:27	1
Chloroform	0.25	U	1.0	0.16	ug/L			02/02/12 14:27	1
Chloromethane	0.50	U	1.0	0.30	ug/L			02/02/12 14:27	1
cis-1,2-Dichloroethene	0.25	U	1.0	0.17	ug/L			02/02/12 14:27	1
cis-1,3-Dichloropropene	0.25	U	1.0	0.14	ug/L			02/02/12 14:27	1
Bromodichloromethane	0.25	U	1.0	0.15	ug/L			02/02/12 14:27	1
Ethylbenzene	0.25	U	1.0	0.17	ug/L			02/02/12 14:27	1
1,2-Dibromoethane	0.25	U	1.0	0.24	ug/L			02/02/12 14:27	1
m-Xylene & p-Xylene	0.50	U	2.0	0.24	ug/L			02/02/12 14:27	1
2-Butanone (MEK)	0.57	U	10	0.57	ug/L			02/02/12 14:27	1
4-Methyl-2-pentanone (MIBK)	0.50	U	10	0.32	ug/L			02/02/12 14:27	1
Methylene Chloride	0.50	U	1.0	0.33	ug/L			02/02/12 14:27	1
o-Xylene	0.25	U	1.0	0.14	ug/L			02/02/12 14:27	1
Styrene	0.25	U	1.0	0.11	ug/L			02/02/12 14:27	1
Tetrachloroethene	0.50	U	1.0	0.29	ug/L			02/02/12 14:27	1
Toluene	0.25	U	1.0	0.13	ug/L			02/02/12 14:27	1
trans-1,2-Dichloroethene	0.25	U	1.0	0.19	ug/L			02/02/12 14:27	1
trans-1,3-Dichloropropene	0.25	U	1.0	0.19	ug/L			02/02/12 14:27	1
Trichloroethene	0.25	U	1.0	0.17	ug/L			02/02/12 14:27	1
Vinyl chloride	0.25	U	1.0	0.22	ug/L			02/02/12 14:27	1
Xylenes, Total	0.75	U	2.0	0.28	ug/L			02/02/12 14:27	1
Dibromochloromethane	0.25	U	1.0	0.18	ug/L			02/02/12 14:27	1

Surrogate	*%Recovery*	*Qualifier*	*Limits*	*Prepared*	*Analyzed*	*Dil Fac*
1,2-Dichloroethane-d4 (Surr)	*103*		*70 - 120*		*02/02/12 14:27*	*1*
4-Bromofluorobenzene (Surr)	*83*		*75 - 120*		*02/02/12 14:27*	*1*
Toluene-d8 (Surr)	*97*		*85 - 120*		*02/02/12 14:27*	*1*
Dibromofluoromethane (Surr)	*103*		*85 - 115*		*02/02/12 14:27*	*1*

Method: 8270C/DoD - Semivolatile Organic Compounds (GC/MS)

Analyte	Result	Qualifier	LOQ	DL	Unit	D	Prepared	Analyzed	Dil Fac
Acenaphthene	0.095	U	0.19	0.095	ug/L		02/01/12 07:52	02/08/12 11:23	1
Acenaphthylene	0.095	U	0.19	0.095	ug/L		02/01/12 07:52	02/08/12 11:23	1
Anthracene	0.095	U	0.19	0.095	ug/L		02/01/12 07:52	02/08/12 11:23	1

Client: Environmental Quality Mgt., Inc.
Project/Site: RVAAP (OH)

TestAmerica Job ID: 240-8119-1

Client Sample ID: FWGRQLMW-DUP3-1892-GW
Date Collected: 01/30/12 15:55
Date Received: 01/31/12 08:30

Lab Sample ID: 240-8119-6
Matrix: Water

Method: 8270C/DoD - Semivolatile Organic Compounds (GC/MS) (Continued)

Analyte	Result	Qualifier	LOQ	DL	Unit	D	Prepared	Analyzed	Dil Fac
Benzo[a]anthracene	0.095	U	0.19	0.095	ug/L		02/01/12 07:52	02/08/12 11:23	1
Benzoic acid	9.5	U	24	9.5	ug/L		02/01/12 07:52	02/08/12 11:23	1
Benzo[b]fluoranthene	0.095	U	0.19	0.095	ug/L		02/01/12 07:52	02/08/12 11:23	1
Benzo[k]fluoranthene	0.095	U	0.19	0.095	ug/L		02/01/12 07:52	02/08/12 11:23	1
Benzyl alcohol	0.76	U	4.8	0.36	ug/L		02/01/12 07:52	02/08/12 11:23	1
Bis(2-chloroethoxy)methane	0.76	U	0.95	0.30	ug/L		02/01/12 07:52	02/08/12 11:23	1
Bis(2-chloroethyl)ether	0.095	U	0.95	0.095	ug/L		02/01/12 07:52	02/08/12 11:23	1
4-Bromophenyl phenyl ether	0.76	U	1.9	0.76	ug/L		02/01/12 07:52	02/08/12 11:23	1
Butyl benzyl phthalate	0.76	U	0.95	0.76	ug/L		02/01/12 07:52	02/08/12 11:23	1
2,4-Dimethylphenol	0.76	U	1.9	0.76	ug/L		02/01/12 07:52	02/08/12 11:23	1
Dimethyl phthalate	0.76	U	0.95	0.28	ug/L		02/01/12 07:52	02/08/12 11:23	1
4,6-Dinitro-2-methylphenol	2.3	U	4.8	2.3	ug/L		02/01/12 07:52	02/08/12 11:23	1
2,4-Dinitrophenol	2.3	U	4.8	2.3	ug/L		02/01/12 07:52	02/08/12 11:23	1
2,4-Dinitrotoluene	0.76	U	4.8	0.26	ug/L		02/01/12 07:52	02/08/12 11:23	1
2,6-Dinitrotoluene	0.76	U	4.8	0.76	ug/L		02/01/12 07:52	02/08/12 11:23	1
Fluoranthene	0.095	U	0.19	0.095	ug/L		02/01/12 07:52	02/08/12 11:23	1
Fluorene	0.095	U	0.19	0.095	ug/L		02/01/12 07:52	02/08/12 11:23	1
Hexachlorobenzene	0.095	U	0.19	0.095	ug/L		02/01/12 07:52	02/08/12 11:23	1
Hexachlorobutadiene	0.76	U	0.95	0.26	ug/L		02/01/12 07:52	02/08/12 11:23	1
Hexachlorocyclopentadiene	0.76	U	9.5	0.76	ug/L		02/01/12 07:52	02/08/12 11:23	1
Hexachloroethane	0.76	U	0.95	0.76	ug/L		02/01/12 07:52	02/08/12 11:23	1
N-Nitrosodiphenylamine	0.76	U	0.95	0.30	ug/L		02/01/12 07:52	02/08/12 11:23	1
N-Nitrosodi-n-propylamine	0.76	U	0.95	0.76	ug/L		02/01/12 07:52	02/08/12 11:23	1
1,4-Dichlorobenzene	0.76	U	0.95	0.32	ug/L		02/01/12 07:52	02/08/12 11:23	1
2-Chloronaphthalene	0.095	U	0.95	0.095	ug/L		02/01/12 07:52	02/08/12 11:23	1
2-Chlorophenol	0.76	U	0.95	0.28	ug/L		02/01/12 07:52	02/08/12 11:23	1
4-Chlorophenyl phenyl ether	0.76	U	1.9	0.29	ug/L		02/01/12 07:52	02/08/12 11:23	1
Chrysene	0.095	U	0.19	0.095	ug/L		02/01/12 07:52	02/08/12 11:23	1
Dibenz(a,h)anthracene	0.095	U	0.19	0.095	ug/L		02/01/12 07:52	02/08/12 11:23	1
Dibenzofuran	0.095	U	0.95	0.095	ug/L		02/01/12 07:52	02/08/12 11:23	1
Benzo[g,h,i]perylene	0.095	U	0.19	0.095	ug/L		02/01/12 07:52	02/08/12 11:23	1
Benzo[a]pyrene	0.095	U	0.19	0.095	ug/L		02/01/12 07:52	02/08/12 11:23	1
Di-n-butyl phthalate	0.76	U	0.95	0.64	ug/L		02/01/12 07:52	02/08/12 11:23	1
1,2-Dichlorobenzene	0.76	U	0.95	0.28	ug/L		02/01/12 07:52	02/08/12 11:23	1
1,3-Dichlorobenzene	0.76	U	0.95	0.76	ug/L		02/01/12 07:52	02/08/12 11:23	1
3,3'-Dichlorobenzidine	0.76	U	4.8	0.35	ug/L		02/01/12 07:52	02/08/12 11:23	1
2,4-Dichlorophenol	0.76	U	1.9	0.76	ug/L		02/01/12 07:52	02/08/12 11:23	1
Diethyl phthalate	0.76	U	0.95	0.57	ug/L		02/01/12 07:52	02/08/12 11:23	1
Indeno[1,2,3-cd]pyrene	0.095	U	0.19	0.095	ug/L		02/01/12 07:52	02/08/12 11:23	1
Isophorone	0.76	U	0.95	0.26	ug/L		02/01/12 07:52	02/08/12 11:23	1
2-Methylnaphthalene	0.095	U	0.19	0.095	ug/L		02/01/12 07:52	02/08/12 11:23	1
2-Methylphenol	0.76	U	0.95	0.76	ug/L		02/01/12 07:52	02/08/12 11:23	1
Naphthalene	0.095	U	0.19	0.095	ug/L		02/01/12 07:52	02/08/12 11:23	1
2-Nitroaniline	0.76	U	1.9	0.76	ug/L		02/01/12 07:52	02/08/12 11:23	1
3-Nitroaniline	0.76	U	1.9	0.27	ug/L		02/01/12 07:52	02/08/12 11:23	1
4-Nitroaniline	0.76	U	1.9	0.76	ug/L		02/01/12 07:52	02/08/12 11:23	1
Nitrobenzene	0.095	U	0.95	0.038	ug/L		02/01/12 07:52	02/08/12 11:23	1
2-Nitrophenol	0.76	U	1.9	0.27	ug/L		02/01/12 07:52	02/08/12 11:23	1
4-Nitrophenol	2.3	U	4.8	2.3	ug/L		02/01/12 07:52	02/08/12 11:23	1
Pyrene	0.095	U	0.19	0.095	ug/L		02/01/12 07:52	02/08/12 11:23	1
Pentachlorophenol	2.3	U	4.8	2.3	ug/L		02/01/12 07:52	02/08/12 11:23	1

Client: Environmental Quality Mgt., Inc.
Project/Site: RVAAP (OH)

TestAmerica Job ID: 240-8119-1

Client Sample ID: FWGRQLMW-DUP3-1892-GW
Date Collected: 01/30/12 15:55
Date Received: 01/31/12 08:30

Lab Sample ID: 240-8119-6
Matrix: Water

Method: 8270C/DoD - Semivolatile Organic Compounds (GC/MS) (Continued)

Analyte	Result	Qualifier	LOQ	DL	Unit	D	Prepared	Analyzed	Dil Fac
Phenanthrene	0.095	U	0.19	0.095	ug/L		02/01/12 07:52	02/08/12 11:23	1
1,2,4-Trichlorobenzene	0.76	U	0.95	0.27	ug/L		02/01/12 07:52	02/08/12 11:23	1
2,4,5-Trichlorophenol	0.76	U	4.8	0.29	ug/L		02/01/12 07:52	02/08/12 11:23	1
2,4,6-Trichlorophenol	0.76	U	4.8	0.76	ug/L		02/01/12 07:52	02/08/12 11:23	1
Phenol	0.76	U	0.95	0.57	ug/L		02/01/12 07:52	02/08/12 11:23	1
Carbazole	0.76	U	0.95	0.27	ug/L		02/01/12 07:52	02/08/12 11:23	1
4-Chloroaniline	0.76	U	1.9	0.76	ug/L		02/01/12 07:52	02/08/12 11:23	1
3 & 4 Methylphenol	0.76	U	1.9	0.76	ug/L		02/01/12 07:52	02/08/12 11:23	1
Bis(2-ethylhexyl) phthalate	0.76	U	1.9	0.76	ug/L		02/01/12 07:52	02/08/12 11:23	1
Di-n-octyl phthalate	0.76	U	0.95	0.76	ug/L		02/01/12 07:52	02/08/12 11:23	1
4-Chloro-3-methylphenol	0.76	U	1.9	0.76	ug/L		02/01/12 07:52	02/08/12 11:23	1
2,2'-oxybis[1-chloropropane]	0.76	U	0.95	0.38	ug/L		02/01/12 07:52	02/08/12 11:23	1

Surrogate	*%Recovery*	*Qualifier*	*Limits*	*Prepared*	*Analyzed*	*Dil Fac*
2-Fluorobiphenyl (Surr)	*71*		*50 - 110*	*02/01/12 07:52*	*02/08/12 11:23*	*1*
2-Fluorophenol (Surr)	*77*		*20 - 110*	*02/01/12 07:52*	*02/08/12 11:23*	*1*
Nitrobenzene-d5 (Surr)	*79*		*40 - 110*	*02/01/12 07:52*	*02/08/12 11:23*	*1*
Terphenyl-d14 (Surr)	*73*		*50 - 135*	*02/01/12 07:52*	*02/08/12 11:23*	*1*
2,4,6-Tribromophenol (Surr)	*77*		*40 - 125*	*02/01/12 07:52*	*02/08/12 11:23*	*1*
Phenol-d5 (Surr)	*80*		*10 - 115*	*02/01/12 07:52*	*02/08/12 11:23*	*1*

Method: 8081/DOD - Organochlorine Pesticides (GC)

Analyte	Result	Qualifier	LOQ	DL	Unit	D	Prepared	Analyzed	Dil Fac
4,4'-DDD	0.0096	U	0.048	0.0092	ug/L		02/01/12 08:00	02/02/12 19:37	1
4,4'-DDE	0.0096	U	0.048	0.0093	ug/L		02/01/12 08:00	02/02/12 19:37	1
4,4'-DDT	0.029	U	0.048	0.015	ug/L		02/01/12 08:00	02/02/12 19:37	1
Aldrin	0.0096	U	0.029	0.0079	ug/L		02/01/12 08:00	02/02/12 19:37	1
alpha-BHC	0.0096	U	0.029	0.0067	ug/L		02/01/12 08:00	02/02/12 19:37	1
alpha-Chlordane	0.013	U	0.048	0.013	ug/L		02/01/12 08:00	02/02/12 19:37	1
beta-BHC	0.0096	U	0.048	0.0081	ug/L		02/01/12 08:00	02/02/12 19:37	1
delta-BHC	0.0096	U	0.048	0.0084	ug/L		02/01/12 08:00	02/02/12 19:37	1
Dieldrin	0.0096	U	0.029	0.0072	ug/L		02/01/12 08:00	02/02/12 19:37	1
Endosulfan I	0.013	U	0.048	0.013	ug/L		02/01/12 08:00	02/02/12 19:37	1
Endosulfan II	0.012	U	0.048	0.012	ug/L		02/01/12 08:00	02/02/12 19:37	1
Endosulfan sulfate	0.011	U	0.048	0.011	ug/L		02/01/12 08:00	02/02/12 19:37	1
Endrin	0.011	U	0.048	0.011	ug/L		02/01/12 08:00	02/02/12 19:37	1
Endrin aldehyde	0.011	U	0.048	0.011	ug/L		02/01/12 08:00	02/02/12 19:37	1
Endrin ketone	0.0096	U	0.048	0.0075	ug/L		02/01/12 08:00	02/02/12 19:37	1
gamma-BHC (Lindane)	0.0096	U	0.048	0.0062	ug/L		02/01/12 08:00	02/02/12 19:37	1
gamma-Chlordane	0.012	U	0.048	0.012	ug/L		02/01/12 08:00	02/02/12 19:37	1
Heptachlor	0.0096	U	0.029	0.0077	ug/L		02/01/12 08:00	02/02/12 19:37	1
Heptachlor epoxide	0.0096	U	0.029	0.0068	ug/L		02/01/12 08:00	02/02/12 19:37	1
Methoxychlor	0.031	U	0.096	0.031	ug/L		02/01/12 08:00	02/02/12 19:37	1
Toxaphene	0.48	U	1.9	0.31	ug/L		02/01/12 08:00	02/02/12 19:37	1

Surrogate	*%Recovery*	*Qualifier*	*Limits*	*Prepared*	*Analyzed*	*Dil Fac*
DCB Decachlorobiphenyl	*36*		*30 - 135*	*02/01/12 08:00*	*02/02/12 19:37*	*1*
DCB Decachlorobiphenyl	*36*		*30 - 135*	*02/01/12 08:00*	*02/02/12 19:37*	*1*
Tetrachloro-m-xylene	*75*		*25 - 140*	*02/01/12 08:00*	*02/02/12 19:37*	*1*
Tetrachloro-m-xylene	*69*		*25 - 140*	*02/01/12 08:00*	*02/02/12 19:37*	*1*

Client: Environmental Quality Mgt., Inc.
Project/Site: RVAAP (OH)

TestAmerica Job ID: 240-8119-1

Client Sample ID: FWGRQLMW-DUP3-1892-GW
Date Collected: 01/30/12 15:55
Date Received: 01/31/12 08:30

Lab Sample ID: 240-8119-6
Matrix: Water

Method: 8082/DOD - Polychlorinated Biphenyls (PCBs) by Gas Chromatography

Analyte	Result	Qualifier	LOQ	DL	Unit	D	Prepared	Analyzed	Dil Fac
Aroclor-1016	0.19	U	0.48	0.16	ug/L		02/01/12 07:58	02/02/12 16:36	1
Aroclor-1221	0.19	U	0.48	0.13	ug/L		02/01/12 07:58	02/02/12 16:36	1
Aroclor-1232	0.19	U	0.48	0.15	ug/L		02/01/12 07:58	02/02/12 16:36	1
Aroclor-1242	0.38	U	0.48	0.21	ug/L		02/01/12 07:58	02/02/12 16:36	1
Aroclor-1248	0.19	U	0.48	0.096	ug/L		02/01/12 07:58	02/02/12 16:36	1
Aroclor-1254	0.19	U	0.48	0.15	ug/L		02/01/12 07:58	02/02/12 16:36	1
Aroclor-1260	0.19	U	0.48	0.16	ug/L		02/01/12 07:58	02/02/12 16:36	1

Surrogate	*%Recovery*	*Qualifier*	*Limits*	*Prepared*	*Analyzed*	*Dil Fac*
Tetrachloro-m-xylene	*61*		*40 - 140*	*02/01/12 07:58*	*02/02/12 16:36*	*1*
Tetrachloro-m-xylene	*65*		*40 - 140*	*02/01/12 07:58*	*02/02/12 16:36*	*1*
DCB Decachlorobiphenyl	*33*	*Q*	*40 - 135*	*02/01/12 07:58*	*02/02/12 16:36*	*1*
DCB Decachlorobiphenyl	*33*	*Q*	*40 - 135*	*02/01/12 07:58*	*02/02/12 16:36*	*1*

Method: 8330 (Modified) - Organic Compounds by UV/HPLC - Dissolved

Analyte	Result	Qualifier	LOQ	DL	Unit	D	Prepared	Analyzed	Dil Fac
Nitroguanidine	6.0 U		20	2.4	ug/L		02/03/12 09:00	02/09/12 11:30	1

Method: 8330/8330A - Nitroaromatics & Nitramines: Explosives (8330/A)

Analyte	Result	Qualifier	LOQ	DL	Unit	D	Prepared	Analyzed	Dil Fac
Nitroglycerin	0.50 U		0.64	0.33	ug/L		02/03/12 07:30	02/08/12 01:27	0.99
PETN	0.50 U		0.64	0.30	ug/L		02/03/12 07:30	02/08/12 01:27	0.99
2-Amino-4,6-dinitrotoluene	0.099 U		0.20	0.099	ug/L		02/03/12 07:30	02/08/12 01:27	0.99
4-Amino-2,6-dinitrotoluene	0.050 U		0.099	0.050	ug/L		02/03/12 07:30	02/08/12 01:27	0.99
1,3-Dinitrobenzene	0.050 U		0.099	0.050	ug/L		02/03/12 07:30	02/08/12 01:27	0.99
2,4-Dinitrotoluene	0.050 U		0.099	0.050	ug/L		02/03/12 07:30	02/08/12 01:27	0.99
2,6-Dinitrotoluene	0.050 U		0.099	0.050	ug/L		02/03/12 07:30	02/08/12 01:27	0.99
HMX	0.050 U		0.099	0.036	ug/L		02/03/12 07:30	02/08/12 01:27	0.99
Nitrobenzene	0.050 U		0.099	0.050	ug/L		02/03/12 07:30	02/08/12 01:27	0.99
2-Nitrotoluene	0.099 U		0.50	0.087	ug/L		02/03/12 07:30	02/08/12 01:27	0.99
3-Nitrotoluene	0.099 U		0.50	0.056	ug/L		02/03/12 07:30	02/08/12 01:27	0.99
4-Nitrotoluene	0.099 U		0.64	0.087	ug/L		02/03/12 07:30	02/08/12 01:27	0.99
RDX	0.050 U		0.099	0.036	ug/L		02/03/12 07:30	02/08/12 01:27	0.99
Tetryl	0.050 U		0.099	0.050	ug/L		02/03/12 07:30	02/08/12 01:27	0.99
1,3,5-Trinitrobenzene	0.050 U		0.099	0.030	ug/L		02/03/12 07:30	02/08/12 01:27	0.99
2,4,6-Trinitrotoluene	0.050 U		0.099	0.050	ug/L		02/03/12 07:30	02/08/12 01:27	0.99

Surrogate	*%Recovery*	*Qualifier*	*Limits*	*Prepared*	*Analyzed*	*Dil Fac*
3,4-Dinitrotoluene	*97*		*79 - 111*	*02/03/12 07:30*	*02/08/12 01:27*	*0.99*

General Chemistry

Analyte	Result	Qualifier	LOQ	DL	Unit	D	Prepared	Analyzed	Dil Fac
Cyanide, Total	0.010 U		0.010	0.0050	mg/L		02/01/12 10:05	02/01/12 13:00	1
Nitrocellulose	1.0 U		2.0	0.48	mg/L		02/09/12 15:01	02/10/12 12:55	1

Client: Environmental Quality Mgt., Inc.
Project/Site: RVAAP (OH)

TestAmerica Job ID: 240-8119-1

Client Sample ID: FWGRQLMW-DUP3-1892-GF
Date Collected: 01/30/12 15:55
Date Received: 01/31/12 08:30

Lab Sample ID: 240-8119-7
Matrix: Water

Method: 6010B/DOD - Metals (ICP) - Total Recoverable

Analyte	Result	Qualifier	LOQ	DL	Unit	D	Prepared	Analyzed	Dil Fac
Arsenic	18		10	3.3	ug/L		02/08/12 09:22	02/09/12 10:14	1
Chromium	4.0	U	7.0	1.4	ug/L		02/08/12 09:22	02/09/12 10:14	1
Cobalt	3.1	J	7.0	1.5	ug/L		02/08/12 09:22	02/09/12 10:14	1
Lead	5.0	U	10	1.7	ug/L		02/08/12 09:22	02/09/12 10:14	1
Selenium	10	U	15	4.0	ug/L		02/08/12 09:22	02/09/12 10:14	1
Silver	5.0	U	7.0	1.7	ug/L		02/08/12 09:22	02/09/12 10:14	1
Vanadium	4.0	U	7.0	1.3	ug/L		02/08/12 09:22	02/09/12 10:14	1
Barium	38	J	200	2.8	ug/L		02/08/12 09:22	02/09/12 10:14	1
Calcium	24000		5000	630	ug/L		02/08/12 09:22	02/09/12 10:14	1
Copper	10	U	25	4.4	ug/L		02/08/12 09:22	02/09/12 10:14	1
Magnesium	20000		5000	120	ug/L		02/08/12 09:22	02/09/12 10:14	1
Manganese	1100		15	1.8	ug/L		02/08/12 09:22	02/09/12 10:14	1
Nickel	4.0	J	40	2.2	ug/L		02/08/12 09:22	02/09/12 10:14	1
Potassium	2800	J	5000	300	ug/L		02/08/12 09:22	02/09/12 10:14	1

Method: 6020/DOD - Metals (ICP/MS) - Total Recoverable

Analyte	Result	Qualifier	LOQ	DL	Unit	D	Prepared	Analyzed	Dil Fac
Aluminum	60	U	60	20	ug/L		02/08/12 09:22	02/10/12 11:16	1
Antimony	0.50	U	2.0	0.21	ug/L		02/08/12 09:22	02/10/12 11:16	1
Beryllium	0.10	U	1.0	0.033	ug/L		02/08/12 09:22	02/10/12 11:16	1
Cadmium	0.070	U	2.0	0.023	ug/L		02/08/12 09:22	02/10/12 11:16	1
Iron	7000		150	44	ug/L		02/08/12 09:22	02/10/12 11:16	1
Sodium	1300		1000	160	ug/L		02/08/12 09:22	02/10/12 11:16	1
Thallium	1.0	U	2.0	0.32	ug/L		02/08/12 09:22	02/10/12 11:16	1
Zinc	20	U	40	8.8	ug/L		02/08/12 09:22	02/10/12 11:16	1

Method: 7470A/DOD - Mercury (CVAA)

Analyte	Result	Qualifier	LOQ	DL	Unit	D	Prepared	Analyzed	Dil Fac
Hg	0.20	U	0.20	0.12	ug/L		02/06/12 13:15	02/08/12 13:09	1

Client: Environmental Quality Mgt., Inc.
Project/Site: RVAAP (OH)

TestAmerica Job ID: 240-8119-1

Client Sample ID: FWGLL10MW-003C-1866-GW
Date Collected: 01/30/12 17:05
Date Received: 01/31/12 08:30

Lab Sample ID: 240-8119-8
Matrix: Water

Method: 8260B/DoD - Volatile Organic Compounds (GC/MS)

Analyte	Result	Qualifier	LOQ	DL	Unit	D	Prepared	Analyzed	Dil Fac
1,1,1-Trichloroethane	0.25	U	1.0	0.22	ug/L			02/02/12 14:49	1
1,1,2,2-Tetrachloroethane	0.25	U	1.0	0.18	ug/L			02/02/12 14:49	1
1,1,2-Trichloroethane	0.50	U	1.0	0.27	ug/L			02/02/12 14:49	1
1,1-Dichloroethane	0.25	U	1.0	0.15	ug/L			02/02/12 14:49	1
1,1-Dichloroethene	0.25	U	1.0	0.19	ug/L			02/02/12 14:49	1
1,2-Dichloroethane	0.25	U	1.0	0.22	ug/L			02/02/12 14:49	1
1,2-Dichloroethene, Total	0.50	U	2.0	0.34	ug/L			02/02/12 14:49	1
1,2-Dichloropropane	0.25	U	1.0	0.18	ug/L			02/02/12 14:49	1
2-Hexanone	0.50	U	10	0.41	ug/L			02/02/12 14:49	1
Bromochloromethane	0.50	U	1.0	0.29	ug/L			02/02/12 14:49	1
Acetone	1.1	U	10	1.1	ug/L			02/02/12 14:49	1
Benzene	0.25	U	1.0	0.13	ug/L			02/02/12 14:49	1
Bromoform	0.64	U	1.0	0.64	ug/L			02/02/12 14:49	1
Bromomethane	0.50	U	1.0	0.41	ug/L			02/02/12 14:49	1
Carbon disulfide	0.25	U	1.0	0.13	ug/L			02/02/12 14:49	1
Carbon tetrachloride	0.47	J	1.0	0.13	ug/L			02/02/12 14:49	1
Chlorobenzene	0.25	U	1.0	0.15	ug/L			02/02/12 14:49	1
Chloroethane	0.50	U	1.0	0.29	ug/L			02/02/12 14:49	1
Chloroform	0.25	U	1.0	0.16	ug/L			02/02/12 14:49	1
Chloromethane	0.50	U	1.0	0.30	ug/L			02/02/12 14:49	1
cis-1,2-Dichloroethene	0.25	U	1.0	0.17	ug/L			02/02/12 14:49	1
cis-1,3-Dichloropropene	0.25	U	1.0	0.14	ug/L			02/02/12 14:49	1
Bromodichloromethane	0.25	U	1.0	0.16	ug/L			02/02/12 14:49	1
Ethylbenzene	0.25	U	1.0	0.17	ug/L			02/02/12 14:49	1
1,2-Dibromoethane	0.25	U	1.0	0.24	ug/L			02/02/12 14:49	1
m-Xylene & p-Xylene	0.50	U	2.0	0.24	ug/L			02/02/12 14:49	1
2-Butanone (MEK)	0.57	U	10	0.57	ug/L			02/02/12 14:49	1
4-Methyl-2-pentanone (MIBK)	0.50	U	10	0.32	ug/L			02/02/12 14:49	1
Methylene Chloride	0.50	U	1.0	0.33	ug/L			02/02/12 14:49	1
o-Xylene	0.25	U	1.0	0.14	ug/L			02/02/12 14:49	1
Styrene	0.25	U	1.0	0.11	ug/L			02/02/12 14:49	1
Tetrachloroethene	0.50	U	1.0	0.29	ug/L			02/02/12 14:49	1
Toluene	0.25	U	1.0	0.13	ug/L			02/02/12 14:49	1
trans-1,2-Dichloroethene	0.25	U	1.0	0.19	ug/L			02/02/12 14:49	1
trans-1,3-Dichloropropene	0.25	U	1.0	0.19	ug/L			02/02/12 14:49	1
Trichloroethene	0.25	U	1.0	0.17	ug/L			02/02/12 14:49	1
Vinyl chloride	0.25	U	1.0	0.22	ug/L			02/02/12 14:49	1
Xylenes, Total	0.75	U	2.0	0.28	ug/L			02/02/12 14:49	1
Dibromochloromethane	0.25	U	1.0	0.18	ug/L			02/02/12 14:49	1

Surrogate	*%Recovery*	*Qualifier*	*Limits*	*Prepared*	*Analyzed*	*Dil Fac*
1,2-Dichloroethane-d4 (Surr)	*98*		*70 - 120*		*02/02/12 14:49*	*1*
4-Bromofluorobenzene (Surr)	*83*		*75 - 120*		*02/02/12 14:49*	*1*
Toluene-d8 (Surr)	*94*		*85 - 120*		*02/02/12 14:49*	*1*
Dibromofluoromethane (Surr)	*100*		*85 - 115*		*02/02/12 14:49*	*1*

Client: Environmental Quality Mgt., Inc.
Project/Site: RVAAP (OH)

TestAmerica Job ID: 240-8119-1

Client Sample ID: FWGLL10MW-003C-1866-GF
Date Collected: 01/30/12 17:05
Date Received: 01/31/12 08:30

Lab Sample ID: 240-8119-9
Matrix: Water

Method: 6010B/DOD - Metals (ICP) - Total Recoverable

Analyte	Result	Qualifier	LOQ	DL	Unit	D	Prepared	Analyzed	Dil Fac
Arsenic	10	U	10	3.3	ug/L		02/08/12 09:22	02/09/12 10:20	1
Chromium	4.0	U	7.0	1.4	ug/L		02/08/12 09:22	02/09/12 10:20	1
Cobalt	4.0	U	7.0	1.5	ug/L		02/08/12 09:22	02/09/12 10:20	1
Lead	5.0	U	10	1.7	ug/L		02/08/12 09:22	02/09/12 10:20	1
Selenium	10	U	15	4.0	ug/L		02/08/12 09:22	02/09/12 10:20	1
Silver	5.0	U	7.0	1.7	ug/L		02/08/12 09:22	02/09/12 10:20	1
Vanadium	4.0	U	7.0	1.3	ug/L		02/08/12 09:22	02/09/12 10:20	1
Barium	4.9	J	200	2.8	ug/L		02/08/12 09:22	02/09/12 10:20	1
Calcium	69000		5000	630	ug/L		02/08/12 09:22	02/09/12 10:20	1
Copper	10	U	25	4.4	ug/L		02/08/12 09:22	02/09/12 10:20	1
Magnesium	21000		5000	120	ug/L		02/08/12 09:22	02/09/12 10:20	1
Manganese	5.0	U	15	1.8	ug/L		02/08/12 09:22	02/09/12 10:20	1
Nickel	5.0	U	40	2.2	ug/L		02/08/12 09:22	02/09/12 10:20	1
Potassium	710	J	5000	300	ug/L		02/08/12 09:22	02/09/12 10:20	1

Method: 6020/DOD - Metals (ICP/MS) - Total Recoverable

Analyte	Result	Qualifier	LOQ	DL	Unit	D	Prepared	Analyzed	Dil Fac
Aluminum	60	U	60	20	ug/L		02/08/12 09:22	02/10/12 11:33	1
Antimony	0.50	U	2.0	0.21	ug/L		02/08/12 09:22	02/10/12 11:33	1
Beryllium	0.10	U	1.0	0.033	ug/L		02/08/12 09:22	02/10/12 11:33	1
Cadmium	0.070	U	2.0	0.023	ug/L		02/08/12 09:22	02/10/12 11:33	1
Iron	100	U	150	44	ug/L		02/08/12 09:22	02/10/12 11:33	1
Sodium	4300		1000	160	ug/L		02/08/12 09:22	02/10/12 11:33	1
Thallium	1.0	U	2.0	0.32	ug/L		02/08/12 09:22	02/10/12 11:33	1
Zinc	20	U	40	8.8	ug/L		02/08/12 09:22	02/10/12 11:33	1

Method: 7470A/DOD - Mercury (CVAA)

Analyte	Result	Qualifier	LOQ	DL	Unit	D	Prepared	Analyzed	Dil Fac
Hg	0.20	U	0.20	0.12	ug/L		02/06/12 13:15	02/08/12 13:11	1

Client: Environmental Quality Mgt., Inc.
Project/Site: RVAAP (OH)

TestAmerica Job ID: 240-8119-1

Client Sample ID: FWGTEAM2-TRIP
Date Collected: 01/30/12 11:45
Date Received: 01/31/12 08:30

Lab Sample ID: 240-8119-10
Matrix: Water

Method: 8260B/DoD - Volatile Organic Compounds (GC/MS)

Analyte	Result	Qualifier	LOQ	DL	Unit	D	Prepared	Analyzed	Dil Fac
1,1,1-Trichloroethane	0.25	U	1.0	0.22	ug/L			02/02/12 15:53	1
1,1,2,2-Tetrachloroethane	0.25	U	1.0	0.18	ug/L			02/02/12 15:53	1
1,1,2-Trichloroethane	0.50	U	1.0	0.27	ug/L			02/02/12 15:53	1
1,1-Dichloroethane	0.25	U	1.0	0.15	ug/L			02/02/12 15:53	1
1,1-Dichloroethene	0.25	U	1.0	0.19	ug/L			02/02/12 15:53	1
1,2-Dichloroethane	0.25	U	1.0	0.22	ug/L			02/02/12 15:53	1
1,2-Dichloroethene, Total	0.50	U	2.0	0.34	ug/L			02/02/12 15:53	1
1,2-Dichloropropane	0.25	U	1.0	0.18	ug/L			02/02/12 15:53	1
2-Hexanone	0.50	U	10	0.41	ug/L			02/02/12 15:53	1
Bromochloromethane	0.50	U	1.0	0.29	ug/L			02/02/12 15:53	1
Acetone	1.1	U	10	1.1	ug/L			02/02/12 15:53	1
Benzene	0.25	U	1.0	0.13	ug/L			02/02/12 15:53	1
Bromoform	0.64	U	1.0	0.64	ug/L			02/02/12 15:53	1
Bromomethane	0.50	U	1.0	0.41	ug/L			02/02/12 15:53	1
Carbon disulfide	0.25	U	1.0	0.13	ug/L			02/02/12 15:53	1
Carbon tetrachloride	0.25	U	1.0	0.13	ug/L			02/02/12 15:53	1
Chlorobenzene	0.25	U	1.0	0.15	ug/L			02/02/12 15:53	1
Chloroethane	0.50	U	1.0	0.29	ug/L			02/02/12 15:53	1
Chloroform	0.25	U	1.0	0.16	ug/L			02/02/12 15:53	1
Chloromethane	0.50	U	1.0	0.30	ug/L			02/02/12 15:53	1
cis-1,2-Dichloroethene	0.25	U	1.0	0.17	ug/L			02/02/12 15:53	1
cis-1,3-Dichloropropene	0.25	U	1.0	0.14	ug/L			02/02/12 15:53	1
Bromodichloromethane	0.25	U	1.0	0.15	ug/L			02/02/12 15:53	1
Ethylbenzene	0.25	U	1.0	0.17	ug/L			02/02/12 15:53	1
1,2-Dibromoethane	0.25	U	1.0	0.24	ug/L			02/02/12 15:53	1
m-Xylene & p-Xylene	0.50	U	2.0	0.24	ug/L			02/02/12 15:53	1
2-Butanone (MEK)	0.57	U	10	0.57	ug/L			02/02/12 15:53	1
4-Methyl-2-pentanone (MIBK)	0.50	U	10	0.32	ug/L			02/02/12 15:53	1
Methylene Chloride	0.73	J B	1.0	0.33	ug/L			02/02/12 15:53	1
o-Xylene	0.25	U	1.0	0.14	ug/L			02/02/12 15:53	1
Styrene	0.25	U	1.0	0.11	ug/L			02/02/12 15:53	1
Tetrachloroethene	0.50	U	1.0	0.29	ug/L			02/02/12 15:53	1
Toluene	0.25	U	1.0	0.13	ug/L			02/02/12 15:53	1
trans-1,2-Dichloroethene	0.25	U	1.0	0.19	ug/L			02/02/12 15:53	1
trans-1,3-Dichloropropene	0.25	U	1.0	0.19	ug/L			02/02/12 15:53	1
Trichloroethene	0.25	U	1.0	0.17	ug/L			02/02/12 15:53	1
Vinyl chloride	0.25	U	1.0	0.22	ug/L			02/02/12 15:53	1
Xylenes, Total	0.75	U	2.0	0.28	ug/L			02/02/12 15:53	1
Dibromochloromethane	0.25	U	1.0	0.18	ug/L			02/02/12 15:53	1

Surrogate	*%Recovery*	*Qualifier*	*Limits*	*Prepared*	*Analyzed*	*Dil Fac*
1,2-Dichloroethane-d4 (Surr)	*97*		*70 - 120*		*02/02/12 15:53*	*1*
4-Bromofluorobenzene (Surr)	*87*		*75 - 120*		*02/02/12 15:53*	*1*
Toluene-d8 (Surr)	*95*		*85 - 120*		*02/02/12 15:53*	*1*
Dibromofluoromethane (Surr)	*98*		*85 - 115*		*02/02/12 15:53*	*1*

Client: Environmental Quality Mgt., Inc.
Project/Site: RVAAP (OH)

TestAmerica Job ID: 240-8119-1

Client Sample ID: FWGBKGMW-021C-1856-GW
Date Collected: 01/30/12 12:58
Date Received: 01/31/12 08:30

Lab Sample ID: 240-8119-11
Matrix: Water

Method: 8260B/DoD - Volatile Organic Compounds (GC/MS)

Analyte	Result	Qualifier	LOQ	DL	Unit	D	Prepared	Analyzed	Dil Fac
1,1,1-Trichloroethane	0.25	U	1.0	0.22	ug/L			02/02/12 16:14	1
1,1,2,2-Tetrachloroethane	0.25	U	1.0	0.18	ug/L			02/02/12 16:14	1
1,1,2-Trichloroethane	0.50	U	1.0	0.27	ug/L			02/02/12 16:14	1
1,1-Dichloroethane	0.25	U	1.0	0.15	ug/L			02/02/12 16:14	1
1,1-Dichloroethene	0.25	U	1.0	0.19	ug/L			02/02/12 16:14	1
1,2-Dichloroethane	0.25	U	1.0	0.22	ug/L			02/02/12 16:14	1
1,2-Dichloroethene, Total	0.50	U	2.0	0.34	ug/L			02/02/12 16:14	1
1,2-Dichloropropane	0.25	U	1.0	0.18	ug/L			02/02/12 16:14	1
2-Hexanone	0.50	U	10	0.41	ug/L			02/02/12 16:14	1
Bromochloromethane	0.50	U	1.0	0.29	ug/L			02/02/12 16:14	1
Acetone	1.1	U	10	1.1	ug/L			02/02/12 16:14	1
Benzene	0.25	U	1.0	0.13	ug/L			02/02/12 16:14	1
Bromoform	0.64	U	1.0	0.64	ug/L			02/02/12 16:14	1
Bromomethane	0.50	U	1.0	0.41	ug/L			02/02/12 16:14	1
Carbon disulfide	0.25	U	1.0	0.13	ug/L			02/02/12 16:14	1
Carbon tetrachloride	0.25	U	1.0	0.13	ug/L			02/02/12 16:14	1
Chlorobenzene	0.25	U	1.0	0.15	ug/L			02/02/12 16:14	1
Chloroethane	0.50	U	1.0	0.29	ug/L			02/02/12 16:14	1
Chloroform	0.25	U	1.0	0.16	ug/L			02/02/12 16:14	1
Chloromethane	0.50	U	1.0	0.30	ug/L			02/02/12 16:14	1
cis-1,2-Dichloroethene	0.25	U	1.0	0.17	ug/L			02/02/12 16:14	1
cis-1,3-Dichloropropene	0.25	U	1.0	0.14	ug/L			02/02/12 16:14	1
Bromodichloromethane	0.25	U	1.0	0.15	ug/L			02/02/12 16:14	1
Ethylbenzene	0.25	U	1.0	0.17	ug/L			02/02/12 16:14	1
1,2-Dibromoethane	0.25	U	1.0	0.24	ug/L			02/02/12 16:14	1
m-Xylene & p-Xylene	0.50	U	2.0	0.24	ug/L			02/02/12 16:14	1
2-Butanone (MEK)	0.57	U	10	0.57	ug/L			02/02/12 16:14	1
4-Methyl-2-pentanone (MIBK)	0.50	U	10	0.32	ug/L			02/02/12 16:14	1
Methylene Chloride	0.50	U	1.0	0.33	ug/L			02/02/12 16:14	1
o-Xylene	0.25	U	1.0	0.14	ug/L			02/02/12 16:14	1
Styrene	0.25	U	1.0	0.11	ug/L			02/02/12 16:14	1
Tetrachloroethene	0.50	U	1.0	0.29	ug/L			02/02/12 16:14	1
Toluene	0.25	U	1.0	0.13	ug/L			02/02/12 16:14	1
trans-1,2-Dichloroethene	0.25	U	1.0	0.19	ug/L			02/02/12 16:14	1
trans-1,3-Dichloropropene	0.25	U	1.0	0.19	ug/L			02/02/12 16:14	1
Trichloroethene	0.25	U	1.0	0.17	ug/L			02/02/12 16:14	1
Vinyl chloride	0.25	U	1.0	0.22	ug/L			02/02/12 16:14	1
Xylenes, Total	0.75	U	2.0	0.28	ug/L			02/02/12 16:14	1
Dibromochloromethane	0.25	U	1.0	0.18	ug/L			02/02/12 16:14	1

Surrogate	*%Recovery*	*Qualifier*	*Limits*	*Prepared*	*Analyzed*	*Dil Fac*
1,2-Dichloroethane-d4 (Surr)	*98*		*70 - 120*		*02/02/12 16:14*	*1*
4-Bromofluorobenzene (Surr)	*86*		*75 - 120*		*02/02/12 16:14*	*1*
Toluene-d8 (Surr)	*96*		*85 - 120*		*02/02/12 16:14*	*1*
Dibromofluoromethane (Surr)	*99*		*85 - 115*		*02/02/12 16:14*	*1*

Method: 8270C/DoD - Semivolatile Organic Compounds (GC/MS)

Analyte	Result	Qualifier	LOQ	DL	Unit	D	Prepared	Analyzed	Dil Fac
Butyl benzyl phthalate	0.76	U	0.95	0.76	ug/L		02/01/12 07:52	02/08/12 13:55	1
Dimethyl phthalate	0.76	U	0.95	0.28	ug/L		02/01/12 07:52	02/08/12 13:55	1
2,4-Dinitrotoluene	0.76	U	4.8	0.26	ug/L		02/01/12 07:52	02/08/12 13:55	1

Client Sample ID: FWGBKGMW-021C-1856-GW
Date Collected: 01/30/12 12:58
Date Received: 01/31/12 08:30

Lab Sample ID: 240-8119-11
Matrix: Water

Method: 8270C/DoD - Semivolatile Organic Compounds (GC/MS) (Continued)

Analyte	Result	Qualifier	LOQ	DL	Unit	D	Prepared	Analyzed	Dil Fac
2,6-Dinitrotoluene	0.76	U	4.8	0.76	ug/L		02/01/12 07:52	02/08/12 13:55	1
Di-n-butyl phthalate	0.76	U	0.95	0.64	ug/L		02/01/12 07:52	02/08/12 13:55	1
Diethyl phthalate	0.76	U	0.95	0.57	ug/L		02/01/12 07:52	02/08/12 13:55	1
Nitrobenzene	0.095	U	0.95	0.038	ug/L		02/01/12 07:52	02/08/12 13:55	1
Bis(2-ethylhexyl) phthalate	1.4	J	1.9	0.76	ug/L		02/01/12 07:52	02/08/12 13:55	1
Di-n-octyl phthalate	0.76	U	0.95	0.76	ug/L		02/01/12 07:52	02/08/12 13:55	1

Surrogate	*%Recovery*	*Qualifier*	*Limits*	*Prepared*	*Analyzed*	*Dil Fac*
2-Fluorobiphenyl (Surr)	*72*		*50 - 110*	*02/01/12 07:52*	*02/08/12 13:55*	*1*
2-Fluorophenol (Surr)	*80*		*20 - 110*	*02/01/12 07:52*	*02/08/12 13:55*	*1*
Nitrobenzene-d5 (Surr)	*83*		*40 - 110*	*02/01/12 07:52*	*02/08/12 13:55*	*1*
Terphenyl-d14 (Surr)	*87*		*50 - 135*	*02/01/12 07:52*	*02/08/12 13:55*	*1*
2,4,6-Tribromophenol (Surr)	*78*		*40 - 125*	*02/01/12 07:52*	*02/08/12 13:55*	*1*
Phenol-d5 (Surr)	*86*		*10 - 115*	*02/01/12 07:52*	*02/08/12 13:55*	*1*

Method: 8081/DOD - Organochlorine Pesticides (GC)

Analyte	Result	Qualifier	LOQ	DL	Unit	D	Prepared	Analyzed	Dil Fac
4,4'-DDD	0.0095	U	0.048	0.0091	ug/L		02/01/12 08:00	02/02/12 20:01	1
4,4'-DDE	0.0095	U	0.048	0.0092	ug/L		02/01/12 08:00	02/02/12 20:01	1
4,4'-DDT	0.029	U	0.048	0.015	ug/L		02/01/12 08:00	02/02/12 20:01	1
Aldrin	0.0095	U	0.029	0.0078	ug/L		02/01/12 08:00	02/02/12 20:01	1
alpha-BHC	0.0095	U	0.029	0.0067	ug/L		02/01/12 08:00	02/02/12 20:01	1
alpha-Chlordane	0.013	U	0.048	0.013	ug/L		02/01/12 08:00	02/02/12 20:01	1
beta-BHC	0.0095	U	0.048	0.0080	ug/L		02/01/12 08:00	02/02/12 20:01	1
delta-BHC	0.0095	U	0.048	0.0083	ug/L		02/01/12 08:00	02/02/12 20:01	1
Dieldrin	0.0095	U	0.029	0.0071	ug/L		02/01/12 08:00	02/02/12 20:01	1
Endosulfan I	0.012	U	0.048	0.012	ug/L		02/01/12 08:00	02/02/12 20:01	1
Endosulfan II	0.011	U	0.048	0.011	ug/L		02/01/12 08:00	02/02/12 20:01	1
Endosulfan sulfate	0.010	U	0.048	0.010	ug/L		02/01/12 08:00	02/02/12 20:01	1
Endrin	0.010	U	0.048	0.010	ug/L		02/01/12 08:00	02/02/12 20:01	1
Endrin aldehyde	0.010	U	0.048	0.010	ug/L		02/01/12 08:00	02/02/12 20:01	1
Endrin ketone	0.0095	U	0.048	0.0074	ug/L		02/01/12 08:00	02/02/12 20:01	1
gamma-BHC (Lindane)	0.0095	U	0.048	0.0061	ug/L		02/01/12 08:00	02/02/12 20:01	1
gamma-Chlordane	0.011	U	0.048	0.011	ug/L		02/01/12 08:00	02/02/12 20:01	1
Heptachlor	0.0095	U	0.029	0.0076	ug/L		02/01/12 08:00	02/02/12 20:01	1
Heptachlor epoxide	0.0095	U	0.029	0.0068	ug/L		02/01/12 08:00	02/02/12 20:01	1
Methoxychlor	0.030	U	0.095	0.030	ug/L		02/01/12 08:00	02/02/12 20:01	1
Toxaphene	0.48	U	1.9	0.30	ug/L		02/01/12 08:00	02/02/12 20:01	1

Surrogate	*%Recovery*	*Qualifier*	*Limits*	*Prepared*	*Analyzed*	*Dil Fac*
DCB Decachlorobiphenyl	*69*		*30 - 135*	*02/01/12 08:00*	*02/02/12 20:01*	*1*
DCB Decachlorobiphenyl	*66*		*30 - 135*	*02/01/12 08:00*	*02/02/12 20:01*	*1*
Tetrachloro-m-xylene	*83*		*25 - 140*	*02/01/12 08:00*	*02/02/12 20:01*	*1*
Tetrachloro-m-xylene	*71*		*25 - 140*	*02/01/12 08:00*	*02/02/12 20:01*	*1*

Method: 8082/DOD - Polychlorinated Biphenyls (PCBs) by Gas Chromatography

Analyte	Result	Qualifier	LOQ	DL	Unit	D	Prepared	Analyzed	Dil Fac
Aroclor-1016	0.19	U	0.48	0.16	ug/L		02/01/12 07:58	02/02/12 16:51	1
Aroclor-1221	0.19	U	0.48	0.12	ug/L		02/01/12 07:58	02/02/12 16:51	1
Aroclor-1232	0.19	U	0.48	0.15	ug/L		02/01/12 07:58	02/02/12 16:51	1
Aroclor-1242	0.38	U	0.48	0.21	ug/L		02/01/12 07:58	02/02/12 16:51	1
Aroclor-1248	0.19	U	0.48	0.095	ug/L		02/01/12 07:58	02/02/12 16:51	1

Client Sample ID: FWGBKGMW-021C-1856-GW
Date Collected: 01/30/12 12:58
Date Received: 01/31/12 08:30

Lab Sample ID: 240-8119-11
Matrix: Water

Method: 8082/DOD - Polychlorinated Biphenyls (PCBs) by Gas Chromatography (Continued)

Analyte	Result	Qualifier	LOQ	DL	Unit	D	Prepared	Analyzed	Dil Fac
Aroclor-1254	0.19	U	0.48	0.15	ug/L		02/01/12 07:58	02/02/12 16:51	1
Aroclor-1260	0.19	U	0.48	0.16	ug/L		02/01/12 07:58	02/02/12 16:51	1

Surrogate	*%Recovery*	*Qualifier*	*Limits*	*Prepared*	*Analyzed*	*Dil Fac*
Tetrachloro-m-xylene	*65*		*40 - 140*	*02/01/12 07:58*	*02/02/12 16:51*	*1*
Tetrachloro-m-xylene	*70*		*40 - 140*	*02/01/12 07:58*	*02/02/12 16:51*	*1*
DCB Decachlorobiphenyl	*70*		*40 - 135*	*02/01/12 07:58*	*02/02/12 16:51*	*1*
DCB Decachlorobiphenyl	*69*		*40 - 135*	*02/01/12 07:58*	*02/02/12 16:51*	*1*

Method: 8330 (Modified) - Organic Compounds by UV/HPLC - Dissolved

Analyte	Result	Qualifier	LOQ	DL	Unit	D	Prepared	Analyzed	Dil Fac
Nitroguanidine	6.0 U		20	2.4	ug/L		02/03/12 09:00	02/09/12 11:44	1

Method: 8330/8330A - Nitroaromatics & Nitramines: Explosives (8330/A)

Analyte	Result	Qualifier	LOQ	DL	Unit	D	Prepared	Analyzed	Dil Fac
Nitroglycerin	0.50 U		0.65	0.33	ug/L		02/03/12 07:30	02/08/12 02:07	1
PETN	0.50 U		0.65	0.30	ug/L		02/03/12 07:30	02/08/12 02:07	1
2-Amino-4,6-dinitrotoluene	0.10 U		0.20	0.10	ug/L		02/03/12 07:30	02/08/12 02:07	1
4-Amino-2,6-dinitrotoluene	0.050 U		0.10	0.050	ug/L		02/03/12 07:30	02/08/12 02:07	1
1,3-Dinitrobenzene	0.050 U		0.10	0.050	ug/L		02/03/12 07:30	02/08/12 02:07	1
2,4-Dinitrotoluene	0.050 U		0.10	0.050	ug/L		02/03/12 07:30	02/08/12 02:07	1
2,6-Dinitrotoluene	0.050 U		0.10	0.050	ug/L		02/03/12 07:30	02/08/12 02:07	1
HMX	0.050 U		0.10	0.036	ug/L		02/03/12 07:30	02/08/12 02:07	1
Nitrobenzene	0.050 U		0.10	0.050	ug/L		02/03/12 07:30	02/08/12 02:07	1
2-Nitrotoluene	0.10 U		0.50	0.088	ug/L		02/03/12 07:30	02/08/12 02:07	1
3-Nitrotoluene	0.10 U		0.50	0.057	ug/L		02/03/12 07:30	02/08/12 02:07	1
4-Nitrotoluene	0.10 U		0.65	0.088	ug/L		02/03/12 07:30	02/08/12 02:07	1
RDX	0.050 U		0.10	0.036	ug/L		02/03/12 07:30	02/08/12 02:07	1
Tetryl	0.050 U		0.10	0.050	ug/L		02/03/12 07:30	02/08/12 02:07	1
1,3,5-Trinitrobenzene	0.050 U		0.10	0.030	ug/L		02/03/12 07:30	02/08/12 02:07	1
2,4,6-Trinitrotoluene	0.050 U		0.10	0.050	ug/L		02/03/12 07:30	02/08/12 02:07	1

Surrogate	*%Recovery*	*Qualifier*	*Limits*	*Prepared*	*Analyzed*	*Dil Fac*
3,4-Dinitrotoluene	*98*		*79 - 111*	*02/03/12 07:30*	*02/08/12 02:07*	*1*

General Chemistry

Analyte	Result	Qualifier	LOQ	DL	Unit	D	Prepared	Analyzed	Dil Fac
Nitrocellulose	1.0 U		2.0	0.48	mg/L		02/09/12 15:01	02/10/12 12:57	1

Client: Environmental Quality Mgt., Inc.
Project/Site: RVAAP (OH)

TestAmerica Job ID: 240-8119-1

Client Sample ID: FWGBKGMW-021C-1856-GF
Date Collected: 01/30/12 12:58
Date Received: 01/31/12 08:30

Lab Sample ID: 240-8119-12
Matrix: Water

Method: 6010B/DOD - Metals (ICP) - Total Recoverable

Analyte	Result	Qualifier	LOQ	DL	Unit	D	Prepared	Analyzed	Dil Fac
Arsenic	10	U	10	3.3	ug/L		02/08/12 09:22	02/09/12 10:26	1
Chromium	4.0	U	7.0	1.4	ug/L		02/08/12 09:22	02/09/12 10:26	1
Cobalt	4.0	U	7.0	1.5	ug/L		02/08/12 09:22	02/09/12 10:26	1
Lead	5.0	U	10	1.7	ug/L		02/08/12 09:22	02/09/12 10:26	1
Selenium	10	U	15	4.0	ug/L		02/08/12 09:22	02/09/12 10:26	1
Silver	5.0	U	7.0	1.7	ug/L		02/08/12 09:22	02/09/12 10:26	1
Vanadium	4.0	U	7.0	1.3	ug/L		02/08/12 09:22	02/09/12 10:26	1
Barium	29	J	200	2.8	ug/L		02/08/12 09:22	02/09/12 10:26	1
Calcium	79000		5000	630	ug/L		02/08/12 09:22	02/09/12 10:26	1
Copper	10	U	25	4.4	ug/L		02/08/12 09:22	02/09/12 10:26	1
Magnesium	43000		5000	120	ug/L		02/08/12 09:22	02/09/12 10:26	1
Manganese	5.0	U	15	1.8	ug/L		02/08/12 09:22	02/09/12 10:26	1
Nickel	5.0	U	40	2.2	ug/L		02/08/12 09:22	02/09/12 10:26	1
Potassium	720	J	5000	300	ug/L		02/08/12 09:22	02/09/12 10:26	1

Method: 6020/DOD - Metals (ICP/MS) - Total Recoverable

Analyte	Result	Qualifier	LOQ	DL	Unit	D	Prepared	Analyzed	Dil Fac
Aluminum	60	U	60	20	ug/L		02/08/12 09:22	02/10/12 11:37	1
Antimony	0.50	U	2.0	0.21	ug/L		02/08/12 09:22	02/10/12 11:37	1
Beryllium	0.10	U	1.0	0.033	ug/L		02/08/12 09:22	02/10/12 11:37	1
Cadmium	0.070	U	2.0	0.023	ug/L		02/08/12 09:22	02/10/12 11:37	1
Iron	100	U	150	44	ug/L		02/08/12 09:22	02/10/12 11:37	1
Sodium	12000		1000	160	ug/L		02/08/12 09:22	02/10/12 11:37	1
Thallium	1.0	U	2.0	0.32	ug/L		02/08/12 09:22	02/10/12 11:37	1
Zinc	20	U	40	8.8	ug/L		02/08/12 09:22	02/10/12 11:37	1

Method: 7470A/DOD - Mercury (CVAA)

Analyte	Result	Qualifier	LOQ	DL	Unit	D	Prepared	Analyzed	Dil Fac
Hg	0.20	U	0.20	0.12	ug/L		02/06/12 13:15	02/08/12 13:13	1

Client: Environmental Quality Mgt., Inc.
Project/Site: RVAAP (OH)

TestAmerica Job ID: 240-8119-1

Client Sample ID: FWGB12MW-012C-1874-GW
Date Collected: 01/30/12 14:12
Date Received: 01/31/12 08:30

Lab Sample ID: 240-8119-13
Matrix: Water

Method: 8270C/DoD - Semivolatile Organic Compounds (GC/MS)

Analyte	Result	Qualifier	LOQ	DL	Unit	D	Prepared	Analyzed	Dil Fac
Acenaphthene	0.10	U	0.21	0.10	ug/L		02/01/12 07:52	02/08/12 11:42	1
Acenaphthylene	0.10	U	0.21	0.10	ug/L		02/01/12 07:52	02/08/12 11:42	1
Anthracene	0.10	U	0.21	0.10	ug/L		02/01/12 07:52	02/08/12 11:42	1
Benzo[a]anthracene	0.10	U	0.21	0.10	ug/L		02/01/12 07:52	02/08/12 11:42	1
Benzo[b]fluoranthene	0.10	U	0.21	0.10	ug/L		02/01/12 07:52	02/08/12 11:42	1
Benzo[k]fluoranthene	0.10	U	0.21	0.10	ug/L		02/01/12 07:52	02/08/12 11:42	1
Benzo[g,h,i]perylene	0.10	U	0.21	0.10	ug/L		02/01/12 07:52	02/08/12 11:42	1
Benzo[a]pyrene	0.10	U	0.21	0.10	ug/L		02/01/12 07:52	02/08/12 11:42	1
Butyl benzyl phthalate	0.83	U	1.0	0.83	ug/L		02/01/12 07:52	02/08/12 11:42	1
Bis(2-ethylhexyl) phthalate	1.0	J	2.1	0.83	ug/L		02/01/12 07:52	02/08/12 11:42	1
Chrysene	0.10	U	0.21	0.10	ug/L		02/01/12 07:52	02/08/12 11:42	1
Dibenz(a,h)anthracene	0.10	U	0.21	0.10	ug/L		02/01/12 07:52	02/08/12 11:42	1
Diethyl phthalate	0.83	U	1.0	0.62	ug/L		02/01/12 07:52	02/08/12 11:42	1
Dimethyl phthalate	0.83	U	1.0	0.30	ug/L		02/01/12 07:52	02/08/12 11:42	1
2,4-Dinitrotoluene	0.83	U	5.2	0.28	ug/L		02/01/12 07:52	02/08/12 11:42	1
Di-n-butyl phthalate	0.83	U	1.0	0.70	ug/L		02/01/12 07:52	02/08/12 11:42	1
Di-n-octyl phthalate	0.83	U	1.0	0.83	ug/L		02/01/12 07:52	02/08/12 11:42	1
Fluoranthene	0.10	U	0.21	0.10	ug/L		02/01/12 07:52	02/08/12 11:42	1
Fluorene	0.10	U	0.21	0.10	ug/L		02/01/12 07:52	02/08/12 11:42	1
Indeno[1,2,3-cd]pyrene	0.10	U	0.21	0.10	ug/L		02/01/12 07:52	02/08/12 11:42	1
Naphthalene	0.10	U	0.21	0.10	ug/L		02/01/12 07:52	02/08/12 11:42	1
Nitrobenzene	0.10	U	1.0	0.042	ug/L		02/01/12 07:52	02/08/12 11:42	1
Phenanthrene	0.10	U	0.21	0.10	ug/L		02/01/12 07:52	02/08/12 11:42	1
Pyrene	0.10	U	0.21	0.10	ug/L		02/01/12 07:52	02/08/12 11:42	1
2,6-Dinitrotoluene	0.83	U	5.2	0.83	ug/L		02/01/12 07:52	02/08/12 11:42	1

Surrogate	*%Recovery*	*Qualifier*	*Limits*	*Prepared*	*Analyzed*	*Dil Fac*
2-Fluorobiphenyl (Surr)	*66*		*50 - 110*	*02/01/12 07:52*	*02/08/12 11:42*	*1*
2-Fluorophenol (Surr)	*71*		*20 - 110*	*02/01/12 07:52*	*02/08/12 11:42*	*1*
2,4,6-Tribromophenol (Surr)	*75*		*40 - 125*	*02/01/12 07:52*	*02/08/12 11:42*	*1*
Nitrobenzene-d5 (Surr)	*73*		*40 - 110*	*02/01/12 07:52*	*02/08/12 11:42*	*1*
Phenol-d5 (Surr)	*75*		*10 - 115*	*02/01/12 07:52*	*02/08/12 11:42*	*1*
Terphenyl-d14 (Surr)	*82*		*50 - 135*	*02/01/12 07:52*	*02/08/12 11:42*	*1*

Client: Environmental Quality Mgt., Inc.
Project/Site: RVAAP (OH)

TestAmerica Job ID: 240-8119-1

Client Sample ID: FWGB12MW-012C-1874-GF
Date Collected: 01/30/12 14:12
Date Received: 01/31/12 08:30

Lab Sample ID: 240-8119-14
Matrix: Water

Method: 6010B/DOD - Metals (ICP) - Total Recoverable

Analyte	Result	Qualifier	LOQ	DL	Unit	D	Prepared	Analyzed	Dil Fac
Arsenic	10	U	10	3.3	ug/L		02/08/12 09:22	02/09/12 10:32	1
Chromium	4.0	U	7.0	1.4	ug/L		02/08/12 09:22	02/09/12 10:32	1
Cobalt	4.0	U	7.0	1.5	ug/L		02/08/12 09:22	02/09/12 10:32	1
Lead	5.0	U	10	1.7	ug/L		02/08/12 09:22	02/09/12 10:32	1
Selenium	10	U	15	4.0	ug/L		02/08/12 09:22	02/09/12 10:32	1
Silver	5.0	U	7.0	1.7	ug/L		02/08/12 09:22	02/09/12 10:32	1
Vanadium	4.0	U	7.0	1.3	ug/L		02/08/12 09:22	02/09/12 10:32	1
Barium	6.4	J	200	2.8	ug/L		02/08/12 09:22	02/09/12 10:32	1
Calcium	29000		5000	630	ug/L		02/08/12 09:22	02/09/12 10:32	1
Copper	10	U	25	4.4	ug/L		02/08/12 09:22	02/09/12 10:32	1
Magnesium	19000		5000	120	ug/L		02/08/12 09:22	02/09/12 10:32	1
Manganese	30		15	1.8	ug/L		02/08/12 09:22	02/09/12 10:32	1
Nickel	3.1	J	40	2.2	ug/L		02/08/12 09:22	02/09/12 10:32	1
Potassium	2000	J	5000	300	ug/L		02/08/12 09:22	02/09/12 10:32	1

Method: 6020/DOD - Metals (ICP/MS) - Total Recoverable

Analyte	Result	Qualifier	LOQ	DL	Unit	D	Prepared	Analyzed	Dil Fac
Aluminum	270		60	20	ug/L		02/08/12 09:22	02/10/12 11:42	1
Antimony	0.50	U	2.0	0.21	ug/L		02/08/12 09:22	02/10/12 11:42	1
Beryllium	0.10	U	1.0	0.033	ug/L		02/08/12 09:22	02/10/12 11:42	1
Cadmium	0.044	J	2.0	0.023	ug/L		02/08/12 09:22	02/10/12 11:42	1
Iron	730		150	44	ug/L		02/08/12 09:22	02/10/12 11:42	1
Sodium	15000		1000	160	ug/L		02/08/12 09:22	02/10/12 11:42	1
Thallium	1.0	U	2.0	0.32	ug/L		02/08/12 09:22	02/10/12 11:42	1
Zinc	9.7	J	40	8.8	ug/L		02/08/12 09:22	02/10/12 11:42	1

Method: 7470A/DOD - Mercury (CVAA)

Analyte	Result	Qualifier	LOQ	DL	Unit	D	Prepared	Analyzed	Dil Fac
Hg	0.20	U	0.20	0.12	ug/L		02/06/12 13:15	02/08/12 13:16	1

Client: Environmental Quality Mgt., Inc.
Project/Site: RVAAP (OH)

TestAmerica Job ID: 240-8119-1

Client Sample ID: FWGRQLMW-008C-1883-GW
Date Collected: 01/30/12 15:02
Date Received: 01/31/12 08:30

Lab Sample ID: 240-8119-15
Matrix: Water

Method: 8260B/DoD - Volatile Organic Compounds (GC/MS)

Analyte	Result	Qualifier	LOQ	DL	Unit	D	Prepared	Analyzed	Dil Fac
1,1,1-Trichloroethane	0.25	U	1.0	0.22	ug/L			02/02/12 13:00	1
1,1,2,2-Tetrachloroethane	0.25	U	1.0	0.18	ug/L			02/02/12 13:00	1
1,1,2-Trichloroethane	0.50	U	1.0	0.27	ug/L			02/02/12 13:00	1
1,1-Dichloroethane	0.25	U	1.0	0.15	ug/L			02/02/12 13:00	1
1,1-Dichloroethene	0.25	U	1.0	0.19	ug/L			02/02/12 13:00	1
1,2-Dichloroethane	0.25	U	1.0	0.22	ug/L			02/02/12 13:00	1
1,2-Dichloroethene, Total	0.50	U	2.0	0.34	ug/L			02/02/12 13:00	1
1,2-Dichloropropane	0.25	U	1.0	0.18	ug/L			02/02/12 13:00	1
2-Hexanone	0.50	U	10	0.41	ug/L			02/02/12 13:00	1
Bromochloromethane	0.50	U	1.0	0.29	ug/L			02/02/12 13:00	1
Acetone	1.1	U	10	1.1	ug/L			02/02/12 13:00	1
Benzene	0.25	U	1.0	0.13	ug/L			02/02/12 13:00	1
Bromoform	0.64	U	1.0	0.64	ug/L			02/02/12 13:00	1
Bromomethane	0.50	U	1.0	0.41	ug/L			02/02/12 13:00	1
Carbon disulfide	0.25	U	1.0	0.13	ug/L			02/02/12 13:00	1
Carbon tetrachloride	0.25	U	1.0	0.13	ug/L			02/02/12 13:00	1
Chlorobenzene	0.25	U	1.0	0.15	ug/L			02/02/12 13:00	1
Chloroethane	0.50	U	1.0	0.29	ug/L			02/02/12 13:00	1
Chloroform	0.25	U	1.0	0.16	ug/L			02/02/12 13:00	1
Chloromethane	0.50	U	1.0	0.30	ug/L			02/02/12 13:00	1
cis-1,2-Dichloroethene	0.25	U	1.0	0.17	ug/L			02/02/12 13:00	1
cis-1,3-Dichloropropene	0.25	U	1.0	0.14	ug/L			02/02/12 13:00	1
Bromodichloromethane	0.25	U	1.0	0.15	ug/L			02/02/12 13:00	1
Ethylbenzene	0.25	U	1.0	0.17	ug/L			02/02/12 13:00	1
1,2-Dibromoethane	0.25	U	1.0	0.24	ug/L			02/02/12 13:00	1
m-Xylene & p-Xylene	0.50	U	2.0	0.24	ug/L			02/02/12 13:00	1
2-Butanone (MEK)	0.57	U	10	0.57	ug/L			02/02/12 13:00	1
4-Methyl-2-pentanone (MIBK)	0.50	U	10	0.32	ug/L			02/02/12 13:00	1
Methylene Chloride	0.50	U	1.0	0.33	ug/L			02/02/12 13:00	1
o-Xylene	0.25	U	1.0	0.14	ug/L			02/02/12 13:00	1
Styrene	0.25	U	1.0	0.11	ug/L			02/02/12 13:00	1
Tetrachloroethene	0.50	U	1.0	0.29	ug/L			02/02/12 13:00	1
Toluene	0.25	U	1.0	0.13	ug/L			02/02/12 13:00	1
trans-1,2-Dichloroethene	0.25	U	1.0	0.19	ug/L			02/02/12 13:00	1
trans-1,3-Dichloropropene	0.25	U	1.0	0.19	ug/L			02/02/12 13:00	1
Trichloroethene	0.25	U	1.0	0.17	ug/L			02/02/12 13:00	1
Vinyl chloride	0.25	U	1.0	0.22	ug/L			02/02/12 13:00	1
Xylenes, Total	0.75	U	2.0	0.28	ug/L			02/02/12 13:00	1
Dibromochloromethane	0.25	U	1.0	0.18	ug/L			02/02/12 13:00	1

Surrogate	*%Recovery*	*Qualifier*	*Limits*	*Prepared*	*Analyzed*	*Dil Fac*
1,2-Dichloroethane-d4 (Surr)	*94*		*70 - 120*		*02/02/12 13:00*	*1*
4-Bromofluorobenzene (Surr)	*82*		*75 - 120*		*02/02/12 13:00*	*1*
Toluene-d8 (Surr)	*92*		*85 - 120*		*02/02/12 13:00*	*1*
Dibromofluoromethane (Surr)	*98*		*85 - 115*		*02/02/12 13:00*	*1*

Method: 8270C/DoD - Semivolatile Organic Compounds (GC/MS)

Analyte	Result	Qualifier	LOQ	DL	Unit	D	Prepared	Analyzed	Dil Fac
Acenaphthene	0.095	U	0.19	0.095	ug/L		02/01/12 07:52	02/08/12 12:01	1
Acenaphthylene	0.095	U	0.19	0.095	ug/L		02/01/12 07:52	02/08/12 12:01	1
Anthracene	0.095	U	0.19	0.095	ug/L		02/01/12 07:52	02/08/12 12:01	1

Client: Environmental Quality Mgt., Inc.
Project/Site: RVAAP (OH)

TestAmerica Job ID: 240-8119-1

Client Sample ID: FWGRQLMW-008C-1883-GW
Date Collected: 01/30/12 15:02
Date Received: 01/31/12 08:30

Lab Sample ID: 240-8119-15
Matrix: Water

Method: 8270C/DoD - Semivolatile Organic Compounds (GC/MS) (Continued)

Analyte	Result	Qualifier	LOQ	DL	Unit	D	Prepared	Analyzed	Dil Fac
Benzo[a]anthracene	0.095	U	0.19	0.095	ug/L		02/01/12 07:52	02/08/12 12:01	1
Benzoic acid	9.5	U	24	9.5	ug/L		02/01/12 07:52	02/08/12 12:01	1
Benzo[b]fluoranthene	0.095	U J	0.19	0.095	ug/L		02/01/12 07:52	02/08/12 12:01	1
Benzo[k]fluoranthene	0.095	U J	0.19	0.095	ug/L		02/01/12 07:52	02/08/12 12:01	1
Benzyl alcohol	0.76	U	4.8	0.36	ug/L		02/01/12 07:52	02/08/12 12:01	1
Bis(2-chloroethoxy)methane	0.76	U	0.95	0.30	ug/L		02/01/12 07:52	02/08/12 12:01	1
Bis(2-chloroethyl)ether	0.095	U	0.95	0.095	ug/L		02/01/12 07:52	02/08/12 12:01	1
4-Bromophenyl phenyl ether	0.76	U	1.9	0.76	ug/L		02/01/12 07:52	02/08/12 12:01	1
Butyl benzyl phthalate	0.76	U	0.95	0.76	ug/L		02/01/12 07:52	02/08/12 12:01	1
2,4-Dimethylphenol	0.76	U	1.9	0.76	ug/L		02/01/12 07:52	02/08/12 12:01	1
Dimethyl phthalate	0.76	U	0.95	0.28	ug/L		02/01/12 07:52	02/08/12 12:01	1
4,6-Dinitro-2-methylphenol	2.3	U	4.8	2.3	ug/L		02/01/12 07:52	02/08/12 12:01	1
2,4-Dinitrophenol	2.3	U	4.8	2.3	ug/L		02/01/12 07:52	02/08/12 12:01	1
2,4-Dinitrotoluene	0.76	U	4.8	0.26	ug/L		02/01/12 07:52	02/08/12 12:01	1
2,6-Dinitrotoluene	0.76	U	4.8	0.76	ug/L		02/01/12 07:52	02/08/12 12:01	1
Fluoranthene	0.095	U	0.19	0.095	ug/L		02/01/12 07:52	02/08/12 12:01	1
Fluorene	0.095	U	0.19	0.095	ug/L		02/01/12 07:52	02/08/12 12:01	1
Hexachlorobenzene	0.095	U	0.19	0.095	ug/L		02/01/12 07:52	02/08/12 12:01	1
Hexachlorobutadiene	0.76	U	0.95	0.26	ug/L		02/01/12 07:52	02/08/12 12:01	1
Hexachlorocyclopentadiene	0.76	U	9.5	0.76	ug/L		02/01/12 07:52	02/08/12 12:01	1
Hexachloroethane	0.76	U	0.95	0.76	ug/L		02/01/12 07:52	02/08/12 12:01	1
N-Nitrosodiphenylamine	0.76	U	0.95	0.30	ug/L		02/01/12 07:52	02/08/12 12:01	1
N-Nitrosodi-n-propylamine	0.76	U	0.95	0.76	ug/L		02/01/12 07:52	02/08/12 12:01	1
1,4-Dichlorobenzene	0.76	U	0.95	0.32	ug/L		02/01/12 07:52	02/08/12 12:01	1
2-Chloronaphthalene	0.095	U	0.95	0.095	ug/L		02/01/12 07:52	02/08/12 12:01	1
2-Chlorophenol	0.76	U	0.95	0.28	ug/L		02/01/12 07:52	02/08/12 12:01	1
4-Chlorophenyl phenyl ether	0.76	U	1.9	0.29	ug/L		02/01/12 07:52	02/08/12 12:01	1
Chrysene	0.095	U	0.19	0.095	ug/L		02/01/12 07:52	02/08/12 12:01	1
Dibenz(a,h)anthracene	0.095	U J	0.19	0.095	ug/L		02/01/12 07:52	02/08/12 12:01	1
Dibenzofuran	0.095	U	0.95	0.095	ug/L		02/01/12 07:52	02/08/12 12:01	1
Benzo[g,h,i]perylene	0.095	U J	0.19	0.095	ug/L		02/01/12 07:52	02/08/12 12:01	1
Benzo[a]pyrene	0.095	U J	0.19	0.095	ug/L		02/01/12 07:52	02/08/12 12:01	1
Di-n-butyl phthalate	0.76	U	0.95	0.64	ug/L		02/01/12 07:52	02/08/12 12:01	1
1,2-Dichlorobenzene	0.76	U	0.95	0.28	ug/L		02/01/12 07:52	02/08/12 12:01	1
1,3-Dichlorobenzene	0.76	U	0.95	0.76	ug/L		02/01/12 07:52	02/08/12 12:01	1
3,3'-Dichlorobenzidine	0.76	U J	4.8	0.35	ug/L		02/01/12 07:52	02/08/12 12:01	1
2,4-Dichlorophenol	0.76	U	1.9	0.76	ug/L		02/01/12 07:52	02/08/12 12:01	1
Diethyl phthalate	0.76	U	0.95	0.57	ug/L		02/01/12 07:52	02/08/12 12:01	1
Indeno[1,2,3-cd]pyrene	0.095	U J	0.19	0.095	ug/L		02/01/12 07:52	02/08/12 12:01	1
Isophorone	0.76	U	0.95	0.26	ug/L		02/01/12 07:52	02/08/12 12:01	1
2-Methylnaphthalene	0.095	U	0.19	0.095	ug/L		02/01/12 07:52	02/08/12 12:01	1
2-Methylphenol	0.76	U	0.95	0.76	ug/L		02/01/12 07:52	02/08/12 12:01	1
Naphthalene	0.095	U	0.19	0.095	ug/L		02/01/12 07:52	02/08/12 12:01	1
2-Nitroaniline	0.76	U	1.9	0.76	ug/L		02/01/12 07:52	02/08/12 12:01	1
3-Nitroaniline	0.76	U	1.9	0.27	ug/L		02/01/12 07:52	02/08/12 12:01	1
4-Nitroaniline	0.76	U	1.9	0.76	ug/L		02/01/12 07:52	02/08/12 12:01	1
Nitrobenzene	0.095	U	0.95	0.038	ug/L		02/01/12 07:52	02/08/12 12:01	1
2-Nitrophenol	0.76	U	1.9	0.27	ug/L		02/01/12 07:52	02/08/12 12:01	1
4-Nitrophenol	2.3	U	4.8	2.3	ug/L		02/01/12 07:52	02/08/12 12:01	1
Pyrene	0.095	U	0.19	0.095	ug/L		02/01/12 07:52	02/08/12 12:01	1
Pentachlorophenol	2.3	U	4.8	2.3	ug/L		02/01/12 07:52	02/08/12 12:01	1

Client: Environmental Quality Mgt., Inc.
Project/Site: RVAAP (OH)

TestAmerica Job ID: 240-8119-1

Client Sample ID: FWGRQLMW-008C-1883-GW
Date Collected: 01/30/12 15:02
Date Received: 01/31/12 08:30

Lab Sample ID: 240-8119-15
Matrix: Water

Method: 8270C/DoD - Semivolatile Organic Compounds (GC/MS) (Continued)

Analyte	Result	Qualifier	LOQ	DL	Unit	D	Prepared	Analyzed	Dil Fac
Phenanthrene	0.095	U	0.19	0.095	ug/L		02/01/12 07:52	02/08/12 12:01	1
1,2,4-Trichlorobenzene	0.76	U	0.95	0.27	ug/L		02/01/12 07:52	02/08/12 12:01	1
2,4,5-Trichlorophenol	0.76	U	4.8	0.29	ug/L		02/01/12 07:52	02/08/12 12:01	1
2,4,6-Trichlorophenol	0.76	U	4.8	0.76	ug/L		02/01/12 07:52	02/08/12 12:01	1
Phenol	0.76	U	0.95	0.57	ug/L		02/01/12 07:52	02/08/12 12:01	1
Carbazole	0.76	U	0.95	0.27	ug/L		02/01/12 07:52	02/08/12 12:01	1
4-Chloroaniline	0.76	U	1.9	0.76	ug/L		02/01/12 07:52	02/08/12 12:01	1
3 & 4 Methylphenol	0.76	U	1.9	0.76	ug/L		02/01/12 07:52	02/08/12 12:01	1
Bis(2-ethylhexyl) phthalate	1.3	J	1.9	0.76	ug/L		02/01/12 07:52	02/08/12 12:01	1
Di-n-octyl phthalate	0.76	U J	0.95	0.76	ug/L		02/01/12 07:52	02/08/12 12:01	1
4-Chloro-3-methylphenol	0.76	U	1.9	0.76	ug/L		02/01/12 07:52	02/08/12 12:01	1
2,2'-oxybis[1-chloropropane]	0.76	U	0.95	0.38	ug/L		02/01/12 07:52	02/08/12 12:01	1

Surrogate	*%Recovery*	*Qualifier*	*Limits*	*Prepared*	*Analyzed*	*Dil Fac*
2-Fluorobiphenyl (Surr)	*71*		*50 - 110*	*02/01/12 07:52*	*02/08/12 12:01*	*1*
2-Fluorophenol (Surr)	*81*		*20 - 110*	*02/01/12 07:52*	*02/08/12 12:01*	*1*
Nitrobenzene-d5 (Surr)	*81*		*40 - 110*	*02/01/12 07:52*	*02/08/12 12:01*	*1*
Terphenyl-d14 (Surr)	*78*		*50 - 135*	*02/01/12 07:52*	*02/08/12 12:01*	*1*
2,4,6-Tribromophenol (Surr)	*79*		*40 - 125*	*02/01/12 07:52*	*02/08/12 12:01*	*1*
Phenol-d5 (Surr)	*85*		*10 - 115*	*02/01/12 07:52*	*02/08/12 12:01*	*1*

Method: 8081/DOD - Organochlorine Pesticides (GC)

Analyte	Result	Qualifier	LOQ	DL	Unit	D	Prepared	Analyzed	Dil Fac
4,4'-DDD	0.0097	U	0.049	0.0093	ug/L		02/01/12 08:00	02/02/12 17:34	1
4,4'-DDE	0.0097	U	0.049	0.0094	ug/L		02/01/12 08:00	02/02/12 17:34	1
4,4'-DDT	0.029	U	0.049	0.016	ug/L		02/01/12 08:00	02/02/12 17:34	1
Aldrin	0.0097	U	0.029	0.0080	ug/L		02/01/12 08:00	02/02/12 17:34	1
alpha-BHC	0.0097	U	0.029	0.0068	ug/L		02/01/12 08:00	02/02/12 17:34	1
alpha-Chlordane	0.014	U	0.049	0.014	ug/L		02/01/12 08:00	02/02/12 17:34	1
beta-BHC	0.0097	U	0.049	0.0082	ug/L		02/01/12 08:00	02/02/12 17:34	1
delta-BHC	0.0097	U	0.049	0.0084	ug/L		02/01/12 08:00	02/02/12 17:34	1
Dieldrin	0.0097	U	0.029	0.0073	ug/L		02/01/12 08:00	02/02/12 17:34	1
Endosulfan I	0.013	U	0.049	0.013	ug/L		02/01/12 08:00	02/02/12 17:34	1
Endosulfan II	0.012	U	0.049	0.012	ug/L		02/01/12 08:00	02/02/12 17:34	1
Endosulfan sulfate	0.011	U	0.049	0.011	ug/L		02/01/12 08:00	02/02/12 17:34	1
Endrin	0.011	U	0.049	0.011	ug/L		02/01/12 08:00	02/02/12 17:34	1
Endrin aldehyde	0.011	U	0.049	0.011	ug/L		02/01/12 08:00	02/02/12 17:34	1
Endrin ketone	0.0097	U J	0.049	0.0076	ug/L		02/01/12 08:00	02/02/12 17:34	1
gamma-BHC (Lindane)	0.0097	U	0.049	0.0062	ug/L		02/01/12 08:00	02/02/12 17:34	1
gamma-Chlordane	0.012	U	0.049	0.012	ug/L		02/01/12 08:00	02/02/12 17:34	1
Heptachlor	0.0097	U	0.029	0.0078	ug/L		02/01/12 08:00	02/02/12 17:34	1
Heptachlor epoxide	0.0097	U	0.029	0.0069	ug/L		02/01/12 08:00	02/02/12 17:34	1
Methoxychlor	0.031	U	0.097	0.031	ug/L		02/01/12 08:00	02/02/12 17:34	1
Toxaphene	0.49	U	1.9	0.31	ug/L		02/01/12 08:00	02/02/12 17:34	1

Surrogate	*%Recovery*	*Qualifier*	*Limits*	*Prepared*	*Analyzed*	*Dil Fac*
DCB Decachlorobiphenyl	*40*		*30 - 135*	*02/01/12 08:00*	*02/02/12 17:34*	*1*
DCB Decachlorobiphenyl	*40*	*M*	*30 - 135*	*02/01/12 08:00*	*02/02/12 17:34*	*1*
Tetrachloro-m-xylene	*64*		*25 - 140*	*02/01/12 08:00*	*02/02/12 17:34*	*1*
Tetrachloro-m-xylene	*68*		*25 - 140*	*02/01/12 08:00*	*02/02/12 17:34*	*1*

Client: Environmental Quality Mgt., Inc.
Project/Site: RVAAP (OH)

TestAmerica Job ID: 240-8119-1

Client Sample ID: FWGRQLMW-008C-1883-GW
Date Collected: 01/30/12 15:02
Date Received: 01/31/12 08:30

Lab Sample ID: 240-8119-15
Matrix: Water

Method: 8082/DOD - Polychlorinated Biphenyls (PCBs) by Gas Chromatography

Analyte	Result	Qualifier	LOQ	DL	Unit	D	Prepared	Analyzed	Dil Fac
Aroclor-1016	0.19	U	0.49	0.17	ug/L		02/01/12 07:58	02/02/12 17:06	1
Aroclor-1221	0.19	U	0.49	0.13	ug/L		02/01/12 07:58	02/02/12 17:06	1
Aroclor-1232	0.19	U	0.49	0.16	ug/L		02/01/12 07:58	02/02/12 17:06	1
Aroclor-1242	0.39	U	0.49	0.21	ug/L		02/01/12 07:58	02/02/12 17:06	1
Aroclor-1248	0.19	U	0.49	0.097	ug/L		02/01/12 07:58	02/02/12 17:06	1
Aroclor-1254	0.19	U	0.49	0.16	ug/L		02/01/12 07:58	02/02/12 17:06	1
Aroclor-1260	0.19	U	0.49	0.17	ug/L		02/01/12 07:58	02/02/12 17:06	1

Surrogate	*%Recovery*	*Qualifier*	*Limits*	*Prepared*	*Analyzed*	*Dil Fac*
Tetrachloro-m-xylene	*65*		*40 - 140*	*02/01/12 07:58*	*02/02/12 17:06*	*1*
Tetrachloro-m-xylene	*74*		*40 - 140*	*02/01/12 07:58*	*02/02/12 17:06*	*1*
DCB Decachlorobiphenyl	*39*	*Q*	*40 - 135*	*02/01/12 07:58*	*02/02/12 17:06*	*1*
DCB Decachlorobiphenyl	*40*		*40 - 135*	*02/01/12 07:58*	*02/02/12 17:06*	*1*

Method: 8330 (Modified) - Organic Compounds by UV/HPLC - Dissolved

Analyte	Result	Qualifier	LOQ	DL	Unit	D	Prepared	Analyzed	Dil Fac
Nitroguanidine	6.0 U		20	2.4	ug/L		02/03/12 09:00	02/09/12 11:59	1

Method: 8330/8330A - Nitroaromatics & Nitramines: Explosives (8330/A)

Analyte	Result	Qualifier	LOQ	DL	Unit	D	Prepared	Analyzed	Dil Fac
Nitroglycerin	0.52 U		0.67	0.34	ug/L		02/03/12 07:30	02/08/12 02:47	1.03
PETN	0.52 U		0.67	0.31	ug/L		02/03/12 07:30	02/08/12 02:47	1.03
2-Amino-4,6-dinitrotoluene	0.10 U		0.21	0.10	ug/L		02/03/12 07:30	02/08/12 02:47	1.03
4-Amino-2,6-dinitrotoluene	0.052 U		0.10	0.052	ug/L		02/03/12 07:30	02/08/12 02:47	1.03
1,3-Dinitrobenzene	0.052 U		0.10	0.052	ug/L		02/03/12 07:30	02/08/12 02:47	1.03
2,4-Dinitrotoluene	0.052 U		0.10	0.052	ug/L		02/03/12 07:30	02/08/12 02:47	1.03
2,6-Dinitrotoluene	0.052 U		0.10	0.052	ug/L		02/03/12 07:30	02/08/12 02:47	1.03
HMX	0.052 U		0.10	0.037	ug/L		02/03/12 07:30	02/08/12 02:47	1.03
Nitrobenzene	0.052 U		0.10	0.052	ug/L		02/03/12 07:30	02/08/12 02:47	1.03
2-Nitrotoluene	0.10 U		0.52	0.091	ug/L		02/03/12 07:30	02/08/12 02:47	1.03
3-Nitrotoluene	0.10 U		0.52	0.059	ug/L		02/03/12 07:30	02/08/12 02:47	1.03
4-Nitrotoluene	0.10 U		0.67	0.091	ug/L		02/03/12 07:30	02/08/12 02:47	1.03
RDX	0.052 U		0.10	0.037	ug/L		02/03/12 07:30	02/08/12 02:47	1.03
Tetryl	0.052 U		0.10	0.052	ug/L		02/03/12 07:30	02/08/12 02:47	1.03
1,3,5-Trinitrobenzene	0.052 U		0.10	0.031	ug/L		02/03/12 07:30	02/08/12 02:47	1.03
2,4,6-Trinitrotoluene	0.052 U		0.10	0.052	ug/L		02/03/12 07:30	02/08/12 02:47	1.03

Surrogate	*%Recovery*	*Qualifier*	*Limits*	*Prepared*	*Analyzed*	*Dil Fac*
3,4-Dinitrotoluene	*98*		*79 - 111*	*02/03/12 07:30*	*02/08/12 02:47*	*1.03*

General Chemistry

Analyte	Result	Qualifier	LOQ	DL	Unit	D	Prepared	Analyzed	Dil Fac
Cyanide, Total	0.010 U		0.010	0.0050	mg/L		02/01/12 10:05	02/01/12 13:05	1
Nitrocellulose	1.0 U		2.0	0.48	mg/L		02/09/12 15:01	02/10/12 12:59	1

Client: Environmental Quality Mgt., Inc.
Project/Site: RVAAP (OH)

TestAmerica Job ID: 240-8119-1

Client Sample ID: FWGRQLMW-008C-1883-GF
Date Collected: 01/30/12 15:02
Date Received: 01/31/12 08:30

Lab Sample ID: 240-8119-16
Matrix: Water

Method: 6010B/DOD - Metals (ICP) - Total Recoverable

Analyte	Result	Qualifier	LOQ	DL	Unit	D	Prepared	Analyzed	Dil Fac
Arsenic	15		10	3.3	ug/L		02/08/12 09:22	02/09/12 09:19	1
Chromium	4.0	U	7.0	1.4	ug/L		02/08/12 09:22	02/09/12 09:19	1
Cobalt	4.4	J	7.0	1.5	ug/L		02/08/12 09:22	02/09/12 09:19	1
Lead	5.0	U	10	1.7	ug/L		02/08/12 09:22	02/09/12 09:19	1
Selenium	10	U	15	4.0	ug/L		02/08/12 09:22	02/09/12 09:19	1
Silver	1.8	J	7.0	1.7	ug/L		02/08/12 09:22	02/09/12 09:19	1
Vanadium	4.0	U	7.0	1.3	ug/L		02/08/12 09:22	02/09/12 09:19	1
Barium	94	J	200	2.8	ug/L		02/08/12 09:22	02/09/12 09:19	1
Calcium	56000		5000	630	ug/L		02/08/12 09:22	02/09/12 09:19	1
Copper	10	U	25	4.4	ug/L		02/08/12 09:22	02/09/12 09:19	1
Magnesium	75000		5000	120	ug/L		02/08/12 09:22	02/09/12 09:19	1
Manganese	670		15	1.8	ug/L		02/08/12 09:22	02/09/12 09:19	1
Nickel	6.5	J	40	2.2	ug/L		02/08/12 09:22	02/09/12 09:19	1
Potassium	3100	J	5000	300	ug/L		02/08/12 09:22	02/09/12 09:19	1

Method: 6020/DOD - Metals (ICP/MS) - Total Recoverable

Analyte	Result	Qualifier	LOQ	DL	Unit	D	Prepared	Analyzed	Dil Fac
Aluminum	60	U	60	20	ug/L		02/08/12 09:22	02/10/12 10:41	1
Antimony	0.50	U	2.0	0.21	ug/L		02/08/12 09:22	02/10/12 10:41	1
Beryllium	0.10	U	1.0	0.033	ug/L		02/08/12 09:22	02/10/12 10:41	1
Cadmium	0.070	U	2.0	0.023	ug/L		02/08/12 09:22	02/10/12 10:41	1
Iron	61000		150	44	ug/L		02/08/12 09:22	02/10/12 10:41	1
Sodium	3700		1000	160	ug/L		02/08/12 09:22	02/10/12 10:41	1
Thallium	1.0	U	2.0	0.32	ug/L		02/08/12 09:22	02/10/12 10:41	1
Zinc	14	J	40	8.8	ug/L		02/08/12 09:22	02/10/12 10:41	1

Method: 7470A/DOD - Mercury (CVAA)

Analyte	Result	Qualifier	LOQ	DL	Unit	D	Prepared	Analyzed	Dil Fac
Hg	0.20	U	0.20	0.12	ug/L		02/06/12 13:15	02/08/12 12:55	1

Client: Environmental Quality Mgt., Inc.
Project/Site: RVAAP (OH)

TestAmerica Job ID: 240-8119-1

Client Sample ID: FWGEBGMW-125C-1880-GW
Date Collected: 01/30/12 17:04
Date Received: 01/31/12 08:30

Lab Sample ID: 240-8119-17
Matrix: Water

Method: 8270C/DoD - Semivolatile Organic Compounds (GC/MS)

Analyte	Result	Qualifier	LOQ	DL	Unit	D	Prepared	Analyzed	Dil Fac
Butyl benzyl phthalate	0.76	U	0.95	0.76	ug/L		02/01/12 07:52	02/08/12 12:58	1
Dimethyl phthalate	0.76	U	0.95	0.28	ug/L		02/01/12 07:52	02/08/12 12:58	1
2,4-Dinitrotoluene	0.76	U	4.8	0.26	ug/L		02/01/12 07:52	02/08/12 12:58	1
2,6-Dinitrotoluene	0.76	U	4.8	0.76	ug/L		02/01/12 07:52	02/08/12 12:58	1
Di-n-butyl phthalate	0.76	U	0.95	0.64	ug/L		02/01/12 07:52	02/08/12 12:58	1
Diethyl phthalate	0.76	U	0.95	0.57	ug/L		02/01/12 07:52	02/08/12 12:58	1
Nitrobenzene	0.095	U	0.95	0.038	ug/L		02/01/12 07:52	02/08/12 12:58	1
Bis(2-ethylhexyl) phthalate	1.1	J	1.9	0.76	ug/L		02/01/12 07:52	02/08/12 12:58	1
Di-n-octyl phthalate	2.2	M	0.95	0.76	ug/L		02/01/12 07:52	02/08/12 12:58	1

Surrogate	*%Recovery*	*Qualifier*	*Limits*	*Prepared*	*Analyzed*	*Dil Fac*
2-Fluorobiphenyl (Surr)	*77*		*50 - 110*	*02/01/12 07:52*	*02/08/12 12:58*	*1*
2-Fluorophenol (Surr)	*84*		*20 - 110*	*02/01/12 07:52*	*02/08/12 12:58*	*1*
Nitrobenzene-d5 (Surr)	*86*		*40 - 110*	*02/01/12 07:52*	*02/08/12 12:58*	*1*
Terphenyl-d14 (Surr)	*90*		*50 - 135*	*02/01/12 07:52*	*02/08/12 12:58*	*1*
2,4,6-Tribromophenol (Surr)	*87*		*40 - 125*	*02/01/12 07:52*	*02/08/12 12:58*	*1*
Phenol-d5 (Surr)	*85*		*10 - 115*	*02/01/12 07:52*	*02/08/12 12:58*	*1*

Client: Environmental Quality Mgt., Inc.
Project/Site: RVAAP (OH)

TestAmerica Job ID: 240-8119-1

Client Sample ID: FWGEBGMW-125C-1880-GF
Date Collected: 01/30/12 17:04
Date Received: 01/31/12 08:30

Lab Sample ID: 240-8119-18
Matrix: Water

Method: 6010B/DOD - Metals (ICP) - Total Recoverable

Analyte	Result	Qualifier	LOQ	DL	Unit	D	Prepared	Analyzed	Dil Fac
Arsenic	11		10	3.3	ug/L		02/08/12 09:22	02/09/12 10:38	1
Chromium	4.0	U	7.0	1.4	ug/L		02/08/12 09:22	02/09/12 10:38	1
Cobalt	4.0	U	7.0	1.5	ug/L		02/08/12 09:22	02/09/12 10:38	1
Lead	5.0	U	10	1.7	ug/L		02/08/12 09:22	02/09/12 10:38	1
Selenium	10	U	15	4.0	ug/L		02/08/12 09:22	02/09/12 10:38	1
Silver	5.0	U	7.0	1.7	ug/L		02/08/12 09:22	02/09/12 10:38	1
Vanadium	4.0	U	7.0	1.3	ug/L		02/08/12 09:22	02/09/12 10:38	1
Barium	57	J	200	2.8	ug/L		02/08/12 09:22	02/09/12 10:38	1
Calcium	58000		5000	630	ug/L		02/08/12 09:22	02/09/12 10:38	1
Copper	10	U	25	4.4	ug/L		02/08/12 09:22	02/09/12 10:38	1
Magnesium	8500		5000	120	ug/L		02/08/12 09:22	02/09/12 10:38	1
Manganese	250		15	1.8	ug/L		02/08/12 09:22	02/09/12 10:38	1
Nickel	5.0	U	40	2.2	ug/L		02/08/12 09:22	02/09/12 10:38	1
Potassium	1200	J	5000	300	ug/L		02/08/12 09:22	02/09/12 10:38	1

Method: 6020/DOD - Metals (ICP/MS) - Total Recoverable

Analyte	Result	Qualifier	LOQ	DL	Unit	D	Prepared	Analyzed	Dil Fac
Aluminum	60	U	60	20	ug/L		02/08/12 09:22	02/10/12 11:47	1
Antimony	0.50	U	2.0	0.21	ug/L		02/08/12 09:22	02/10/12 11:47	1
Beryllium	0.10	U	1.0	0.033	ug/L		02/08/12 09:22	02/10/12 11:47	1
Cadmium	0.070	U	2.0	0.023	ug/L		02/08/12 09:22	02/10/12 11:47	1
Iron	2800		150	44	ug/L		02/08/12 09:22	02/10/12 11:47	1
Sodium	3800		1000	160	ug/L		02/08/12 09:22	02/10/12 11:47	1
Thallium	1.0	U	2.0	0.32	ug/L		02/08/12 09:22	02/10/12 11:47	1
Zinc	20	U	40	8.8	ug/L		02/08/12 09:22	02/10/12 11:47	1

Method: 7470A/DOD - Mercury (CVAA)

Analyte	Result	Qualifier	LOQ	DL	Unit	D	Prepared	Analyzed	Dil Fac
Hg	0.20	U	0.20	0.12	ug/L		02/06/12 13:15	02/08/12 13:17	1

Client: Environmental Quality Mgt., Inc.
Project/Site: RVAAP (OH)

TestAmerica Job ID: 240-8119-1

Client Sample ID: FWGTEAM3-TRIP
Date Collected: 01/30/12 12:00
Date Received: 01/31/12 08:30

Lab Sample ID: 240-8119-19
Matrix: Water

Method: 8260B/DoD - Volatile Organic Compounds (GC/MS)

Analyte	Result	Qualifier	LOQ	DL	Unit	D	Prepared	Analyzed	Dil Fac
1,1,1-Trichloroethane	0.25	U	1.0	0.22	ug/L			02/02/12 16:35	1
1,1,2,2-Tetrachloroethane	0.25	U	1.0	0.18	ug/L			02/02/12 16:35	1
1,1,2-Trichloroethane	0.50	U	1.0	0.27	ug/L			02/02/12 16:35	1
1,1-Dichloroethane	0.25	U	1.0	0.15	ug/L			02/02/12 16:35	1
1,1-Dichloroethene	0.25	U	1.0	0.19	ug/L			02/02/12 16:35	1
1,2-Dichloroethane	0.25	U	1.0	0.22	ug/L			02/02/12 16:35	1
1,2-Dichloroethene, Total	0.50	U	2.0	0.34	ug/L			02/02/12 16:35	1
1,2-Dichloropropane	0.25	U	1.0	0.18	ug/L			02/02/12 16:35	1
2-Hexanone	0.50	U	10	0.41	ug/L			02/02/12 16:35	1
Bromochloromethane	0.50	U	1.0	0.29	ug/L			02/02/12 16:35	1
Acetone	1.1	U	10	1.1	ug/L			02/02/12 16:35	1
Benzene	0.25	U	1.0	0.13	ug/L			02/02/12 16:35	1
Bromoform	0.64	U	1.0	0.64	ug/L			02/02/12 16:35	1
Bromomethane	0.50	U	1.0	0.41	ug/L			02/02/12 16:35	1
Carbon disulfide	0.25	U	1.0	0.13	ug/L			02/02/12 16:35	1
Carbon tetrachloride	0.25	U	1.0	0.13	ug/L			02/02/12 16:35	1
Chlorobenzene	0.25	U	1.0	0.15	ug/L			02/02/12 16:35	1
Chloroethane	0.50	U	1.0	0.29	ug/L			02/02/12 16:35	1
Chloroform	0.25	U	1.0	0.16	ug/L			02/02/12 16:35	1
Chloromethane	0.50	U	1.0	0.30	ug/L			02/02/12 16:35	1
cis-1,2-Dichloroethene	0.25	U	1.0	0.17	ug/L			02/02/12 16:35	1
cis-1,3-Dichloropropene	0.25	U	1.0	0.14	ug/L			02/02/12 16:35	1
Bromodichloromethane	0.25	U	1.0	0.15	ug/L			02/02/12 16:35	1
Ethylbenzene	0.25	U	1.0	0.17	ug/L			02/02/12 16:35	1
1,2-Dibromoethane	0.25	U	1.0	0.24	ug/L			02/02/12 16:35	1
m-Xylene & p-Xylene	0.50	U	2.0	0.24	ug/L			02/02/12 16:35	1
2-Butanone (MEK)	0.57	U	10	0.57	ug/L			02/02/12 16:35	1
4-Methyl-2-pentanone (MIBK)	0.50	U	10	0.32	ug/L			02/02/12 16:35	1
Methylene Chloride	0.76	J B	1.0	0.33	ug/L			02/02/12 16:35	1
o-Xylene	0.25	U	1.0	0.14	ug/L			02/02/12 16:35	1
Styrene	0.25	U	1.0	0.11	ug/L			02/02/12 16:35	1
Tetrachloroethene	0.50	U	1.0	0.29	ug/L			02/02/12 16:35	1
Toluene	0.25	U	1.0	0.13	ug/L			02/02/12 16:35	1
trans-1,2-Dichloroethene	0.25	U	1.0	0.19	ug/L			02/02/12 16:35	1
trans-1,3-Dichloropropene	0.25	U	1.0	0.19	ug/L			02/02/12 16:35	1
Trichloroethene	0.25	U	1.0	0.17	ug/L			02/02/12 16:35	1
Vinyl chloride	0.25	U	1.0	0.22	ug/L			02/02/12 16:35	1
Xylenes, Total	0.75	U	2.0	0.28	ug/L			02/02/12 16:35	1
Dibromochloromethane	0.25	U	1.0	0.18	ug/L			02/02/12 16:35	1

Surrogate	*%Recovery*	*Qualifier*	*Limits*	*Prepared*	*Analyzed*	*Dil Fac*
1,2-Dichloroethane-d4 (Surr)	*103*		*70 - 120*		*02/02/12 16:35*	*1*
4-Bromofluorobenzene (Surr)	*88*		*75 - 120*		*02/02/12 16:35*	*1*
Toluene-d8 (Surr)	*98*		*85 - 120*		*02/02/12 16:35*	*1*
Dibromofluoromethane (Surr)	*103*		*85 - 115*		*02/02/12 16:35*	*1*

Client Sample ID: FWGLL2MW-265C-1860-GW
Date Collected: 01/30/12 13:13
Date Received: 01/31/12 08:30

Lab Sample ID: 240-8119-20
Matrix: Water

Method: 8260B/DoD - Volatile Organic Compounds (GC/MS)

Analyte	Result	Qualifier	LOQ	DL	Unit	D	Prepared	Analyzed	Dil Fac
1,1,1-Trichloroethane	0.25	U	1.0	0.22	ug/L			02/02/12 16:57	1
1,1,2,2-Tetrachloroethane	0.25	U	1.0	0.18	ug/L			02/02/12 16:57	1
1,1,2-Trichloroethane	0.50	U	1.0	0.27	ug/L			02/02/12 16:57	1
1,1-Dichloroethane	0.25	U	1.0	0.15	ug/L			02/02/12 16:57	1
1,1-Dichloroethene	0.25	U	1.0	0.19	ug/L			02/02/12 16:57	1
1,2-Dichloroethane	0.25	U	1.0	0.22	ug/L			02/02/12 16:57	1
1,2-Dichloroethene, Total	0.50	U	2.0	0.34	ug/L			02/02/12 16:57	1
1,2-Dichloropropane	0.25	U	1.0	0.18	ug/L			02/02/12 16:57	1
2-Hexanone	0.50	U	10	0.41	ug/L			02/02/12 16:57	1
Bromochloromethane	0.50	U	1.0	0.29	ug/L			02/02/12 16:57	1
Acetone	1.1	U	10	1.1	ug/L			02/02/12 16:57	1
Benzene	0.25	U	1.0	0.13	ug/L			02/02/12 16:57	1
Bromoform	0.64	U	1.0	0.64	ug/L			02/02/12 16:57	1
Bromomethane	0.50	U	1.0	0.41	ug/L			02/02/12 16:57	1
Carbon disulfide	0.25	U	1.0	0.13	ug/L			02/02/12 16:57	1
Carbon tetrachloride	0.25	U	1.0	0.13	ug/L			02/02/12 16:57	1
Chlorobenzene	0.25	U	1.0	0.15	ug/L			02/02/12 16:57	1
Chloroethane	0.50	U	1.0	0.29	ug/L			02/02/12 16:57	1
Chloroform	0.25	U	1.0	0.16	ug/L			02/02/12 16:57	1
Chloromethane	0.50	U	1.0	0.30	ug/L			02/02/12 16:57	1
cis-1,2-Dichloroethene	0.25	U	1.0	0.17	ug/L			02/02/12 16:57	1
cis-1,3-Dichloropropene	0.25	U	1.0	0.14	ug/L			02/02/12 16:57	1
Bromodichloromethane	0.25	U	1.0	0.15	ug/L			02/02/12 16:57	1
Ethylbenzene	0.25	U	1.0	0.17	ug/L			02/02/12 16:57	1
1,2-Dibromoethane	0.25	U	1.0	0.24	ug/L			02/02/12 16:57	1
m-Xylene & p-Xylene	0.50	U	2.0	0.24	ug/L			02/02/12 16:57	1
2-Butanone (MEK)	0.57	U	10	0.57	ug/L			02/02/12 16:57	1
4-Methyl-2-pentanone (MIBK)	0.50	U	10	0.32	ug/L			02/02/12 16:57	1
Methylene Chloride	0.50	U	1.0	0.33	ug/L			02/02/12 16:57	1
o-Xylene	0.25	U	1.0	0.14	ug/L			02/02/12 16:57	1
Styrene	0.25	U	1.0	0.11	ug/L			02/02/12 16:57	1
Tetrachloroethene	0.50	U	1.0	0.29	ug/L			02/02/12 16:57	1
Toluene	0.25	U	1.0	0.13	ug/L			02/02/12 16:57	1
trans-1,2-Dichloroethene	0.25	U	1.0	0.19	ug/L			02/02/12 16:57	1
trans-1,3-Dichloropropene	0.25	U	1.0	0.19	ug/L			02/02/12 16:57	1
Trichloroethene	0.25	U	1.0	0.17	ug/L			02/02/12 16:57	1
Vinyl chloride	0.25	U	1.0	0.22	ug/L			02/02/12 16:57	1
Xylenes, Total	0.75	U	2.0	0.28	ug/L			02/02/12 16:57	1
Dibromochloromethane	0.25	U	1.0	0.18	ug/L			02/02/12 16:57	1

Surrogate	*%Recovery*	*Qualifier*	*Limits*	*Prepared*	*Analyzed*	*Dil Fac*
1,2-Dichloroethane-d4 (Surr)	*103*		*70 - 120*		*02/02/12 16:57*	*1*
4-Bromofluorobenzene (Surr)	*89*		*75 - 120*		*02/02/12 16:57*	*1*
Toluene-d8 (Surr)	*99*		*85 - 120*		*02/02/12 16:57*	*1*
Dibromofluoromethane (Surr)	*104*		*85 - 115*		*02/02/12 16:57*	*1*

Method: 8270C/DoD - Semivolatile Organic Compounds (GC/MS)

Analyte	Result	Qualifier	LOQ	DL	Unit	D	Prepared	Analyzed	Dil Fac
Butyl benzyl phthalate	0.77	U	0.96	0.77	ug/L		02/01/12 07:52	02/08/12 13:17	1
2,4-Dimethylphenol	0.77	U	1.9	0.77	ug/L		02/01/12 07:52	02/08/12 13:17	1
Dimethyl phthalate	0.77	U	0.96	0.28	ug/L		02/01/12 07:52	02/08/12 13:17	1

Client: Environmental Quality Mgt., Inc.
Project/Site: RVAAP (OH)

TestAmerica Job ID: 240-8119-1

Client Sample ID: FWGLL2MW-265C-1860-GW
Date Collected: 01/30/12 13:13
Date Received: 01/31/12 08:30

Lab Sample ID: 240-8119-20
Matrix: Water

Method: 8270C/DoD - Semivolatile Organic Compounds (GC/MS) (Continued)

Analyte	Result	Qualifier	LOQ	DL	Unit	D	Prepared	Analyzed	Dil Fac
4,6-Dinitro-2-methylphenol	2.3	U	4.8	2.3	ug/L		02/01/12 07:52	02/08/12 13:17	1
2,4-Dinitrophenol	2.3	U	4.8	2.3	ug/L		02/01/12 07:52	02/08/12 13:17	1
2,4-Dinitrotoluene	0.77	U	4.8	0.26	ug/L		02/01/12 07:52	02/08/12 13:17	1
2,6-Dinitrotoluene	0.77	U	4.8	0.77	ug/L		02/01/12 07:52	02/08/12 13:17	1
2-Chlorophenol	0.77	U	0.96	0.28	ug/L		02/01/12 07:52	02/08/12 13:17	1
Di-n-butyl phthalate	0.77	U	0.96	0.64	ug/L		02/01/12 07:52	02/08/12 13:17	1
2,4-Dichlorophenol	0.77	U	1.9	0.77	ug/L		02/01/12 07:52	02/08/12 13:17	1
Diethyl phthalate	2.9		0.96	0.58	ug/L		02/01/12 07:52	02/08/12 13:17	1
2-Methylphenol	0.77	U	0.96	0.77	ug/L		02/01/12 07:52	02/08/12 13:17	1
Nitrobenzene	0.096	U	0.96	0.038	ug/L		02/01/12 07:52	02/08/12 13:17	1
2-Nitrophenol	0.77	U	1.9	0.27	ug/L		02/01/12 07:52	02/08/12 13:17	1
4-Nitrophenol	2.3	U	4.8	2.3	ug/L		02/01/12 07:52	02/08/12 13:17	1
Pentachlorophenol	2.3	U	4.8	2.3	ug/L		02/01/12 07:52	02/08/12 13:17	1
2,4,5-Trichlorophenol	0.77	U	4.8	0.29	ug/L		02/01/12 07:52	02/08/12 13:17	1
2,4,6-Trichlorophenol	0.77	U	4.8	0.77	ug/L		02/01/12 07:52	02/08/12 13:17	1
Phenol	0.77	U	0.96	0.58	ug/L		02/01/12 07:52	02/08/12 13:17	1
3 & 4 Methylphenol	0.77	U	1.9	0.77	ug/L		02/01/12 07:52	02/08/12 13:17	1
Bis(2-ethylhexyl) phthalate	5.7		1.9	0.77	ug/L		02/01/12 07:52	02/08/12 13:17	1
Di-n-octyl phthalate	0.77	U	0.96	0.77	ug/L		02/01/12 07:52	02/08/12 13:17	1
4-Chloro-3-methylphenol	0.77	U	1.9	0.77	ug/L		02/01/12 07:52	02/08/12 13:17	1

Surrogate	*%Recovery*	*Qualifier*	*Limits*	*Prepared*	*Analyzed*	*Dil Fac*
2-Fluorobiphenyl (Surr)	*63*		*50 - 110*	*02/01/12 07:52*	*02/08/12 13:17*	*1*
2-Fluorophenol (Surr)	*64*		*20 - 110*	*02/01/12 07:52*	*02/08/12 13:17*	*1*
Nitrobenzene-d5 (Surr)	*68*		*40 - 110*	*02/01/12 07:52*	*02/08/12 13:17*	*1*
Terphenyl-d14 (Surr)	*68*		*50 - 135*	*02/01/12 07:52*	*02/08/12 13:17*	*1*
2,4,6-Tribromophenol (Surr)	*75*		*40 - 125*	*02/01/12 07:52*	*02/08/12 13:17*	*1*
Phenol-d5 (Surr)	*73*		*10 - 115*	*02/01/12 07:52*	*02/08/12 13:17*	*1*

Method: 8081/DOD - Organochlorine Pesticides (GC)

Analyte	Result	Qualifier	LOQ	DL	Unit	D	Prepared	Analyzed	Dil Fac
4,4'-DDD	0.0096	U	0.048	0.0092	ug/L		02/01/12 08:00	02/02/12 20:26	1
4,4'-DDE	0.0096	U	0.048	0.0093	ug/L		02/01/12 08:00	02/02/12 20:26	1
4,4'-DDT	0.029	U	0.048	0.015	ug/L		02/01/12 08:00	02/02/12 20:26	1
Aldrin	0.0096	U	0.029	0.0079	ug/L		02/01/12 08:00	02/02/12 20:26	1
alpha-BHC	0.0096	U	0.029	0.0067	ug/L		02/01/12 08:00	02/02/12 20:26	1
alpha-Chlordane	0.013	U	0.048	0.013	ug/L		02/01/12 08:00	02/02/12 20:26	1
beta-BHC	0.0096	U	0.048	0.0081	ug/L		02/01/12 08:00	02/02/12 20:26	1
delta-BHC	0.0096	U	0.048	0.0084	ug/L		02/01/12 08:00	02/02/12 20:26	1
Dieldrin	0.0096	U	0.029	0.0072	ug/L		02/01/12 08:00	02/02/12 20:26	1
Endosulfan I	0.013	U	0.048	0.013	ug/L		02/01/12 08:00	02/02/12 20:26	1
Endosulfan II	0.012	U	0.048	0.012	ug/L		02/01/12 08:00	02/02/12 20:26	1
Endosulfan sulfate	0.011	U	0.048	0.011	ug/L		02/01/12 08:00	02/02/12 20:26	1
Endrin	0.011	U	0.048	0.011	ug/L		02/01/12 08:00	02/02/12 20:26	1
Endrin aldehyde	0.011	U	0.048	0.011	ug/L		02/01/12 08:00	02/02/12 20:26	1
Endrin ketone	0.0096	U	0.048	0.0075	ug/L		02/01/12 08:00	02/02/12 20:26	1
gamma-BHC (Lindane)	0.0096	U	0.048	0.0062	ug/L		02/01/12 08:00	02/02/12 20:26	1
gamma-Chlordane	0.012	U	0.048	0.012	ug/L		02/01/12 08:00	02/02/12 20:26	1
Heptachlor	0.0096	U	0.029	0.0077	ug/L		02/01/12 08:00	02/02/12 20:26	1
Heptachlor epoxide	0.0096	U	0.029	0.0068	ug/L		02/01/12 08:00	02/02/12 20:26	1
Methoxychlor	0.031	U	0.096	0.031	ug/L		02/01/12 08:00	02/02/12 20:26	1

Client Sample ID: FWGLL2MW-265C-1860-GW
Date Collected: 01/30/12 13:13
Date Received: 01/31/12 08:30

Lab Sample ID: 240-8119-20
Matrix: Water

Method: 8081/DOD - Organochlorine Pesticides (GC) (Continued)

Analyte	Result	Qualifier	LOQ	DL	Unit	D	Prepared	Analyzed	Dil Fac
Toxaphene	0.48	U	1.9	0.31	ug/L		02/01/12 08:00	02/02/12 20:26	1

Surrogate	*%Recovery*	*Qualifier*	*Limits*	*Prepared*	*Analyzed*	*Dil Fac*
DCB Decachlorobiphenyl	*30*		*30 - 135*	*02/01/12 08:00*	*02/02/12 20:26*	*1*
DCB Decachlorobiphenyl	*26*	*Q*	*30 - 135*	*02/01/12 08:00*	*02/02/12 20:26*	*1*
Tetrachloro-m-xylene	*62*	*M*	*25 - 140*	*02/01/12 08:00*	*02/02/12 20:26*	*1*
Tetrachloro-m-xylene	*67*		*25 - 140*	*02/01/12 08:00*	*02/02/12 20:26*	*1*

Method: 8082/DOD - Polychlorinated Biphenyls (PCBs) by Gas Chromatography

Analyte	Result	Qualifier	LOQ	DL	Unit	D	Prepared	Analyzed	Dil Fac
Aroclor-1016	0.19	U	0.48	0.16	ug/L		02/01/12 07:58	02/02/12 18:32	1
Aroclor-1221	0.19	U	0.48	0.13	ug/L		02/01/12 07:58	02/02/12 18:32	1
Aroclor-1232	0.19	U	0.48	0.15	ug/L		02/01/12 07:58	02/02/12 18:32	1
Aroclor-1242	0.38	U	0.48	0.21	ug/L		02/01/12 07:58	02/02/12 18:32	1
Aroclor-1248	0.19	U	0.48	0.096	ug/L		02/01/12 07:58	02/02/12 18:32	1
Aroclor-1254	0.19	U	0.48	0.15	ug/L		02/01/12 07:58	02/02/12 18:32	1
Aroclor-1260	0.19	U	0.48	0.16	ug/L		02/01/12 07:58	02/02/12 18:32	1

Surrogate	*%Recovery*	*Qualifier*	*Limits*	*Prepared*	*Analyzed*	*Dil Fac*
Tetrachloro-m-xylene	*62*		*40 - 140*	*02/01/12 07:58*	*02/02/12 18:32*	*1*
Tetrachloro-m-xylene	*64*		*40 - 140*	*02/01/12 07:58*	*02/02/12 18:32*	*1*
DCB Decachlorobiphenyl	*25*	*Q*	*40 - 135*	*02/01/12 07:58*	*02/02/12 18:32*	*1*
DCB Decachlorobiphenyl	*26*	*Q*	*40 - 135*	*02/01/12 07:58*	*02/02/12 18:32*	*1*

Method: 8330 (Modified) - Organic Compounds by UV/HPLC - Dissolved

Analyte	Result	Qualifier	LOQ	DL	Unit	D	Prepared	Analyzed	Dil Fac
Nitroguanidine	6.0 U		20	2.4	ug/L		02/03/12 09:00	02/09/12 12:42	1

Method: 8330/8330A - Nitroaromatics & Nitramines: Explosives (8330/A)

Analyte	Result	Qualifier	LOQ	DL	Unit	D	Prepared	Analyzed	Dil Fac
Nitroglycerin	0.50 U		0.66	0.33	ug/L		02/03/12 07:30	02/08/12 06:08	1.01
PETN	0.50 U		0.66	0.30	ug/L		02/03/12 07:30	02/08/12 06:08	1.01
2-Amino-4,6-dinitrotoluene	0.10 U		0.20	0.10	ug/L		02/03/12 07:30	02/08/12 06:08	1.01
4-Amino-2,6-dinitrotoluene	**0.097**	**J**	0.10	0.050	ug/L		02/03/12 07:30	02/08/12 06:08	1.01
1,3-Dinitrobenzene	0.050 U		0.10	0.050	ug/L		02/03/12 07:30	02/08/12 06:08	1.01
2,4-Dinitrotoluene	0.050 U		0.10	0.050	ug/L		02/03/12 07:30	02/08/12 06:08	1.01
2,6-Dinitrotoluene	0.050 U		0.10	0.050	ug/L		02/03/12 07:30	02/08/12 06:08	1.01
HMX	**0.049**	**J**	0.10	0.036	ug/L		02/03/12 07:30	02/08/12 06:08	1.01
Nitrobenzene	0.050 U		0.10	0.050	ug/L		02/03/12 07:30	02/08/12 06:08	1.01
2-Nitrotoluene	0.10 U		0.50	0.089	ug/L		02/03/12 07:30	02/08/12 06:08	1.01
3-Nitrotoluene	0.10 U		0.50	0.058	ug/L		02/03/12 07:30	02/08/12 06:08	1.01
4-Nitrotoluene	0.10 U		0.66	0.089	ug/L		02/03/12 07:30	02/08/12 06:08	1.01
RDX	0.050 U		0.10	0.036	ug/L		02/03/12 07:30	02/08/12 06:08	1.01
Tetryl	0.050 U		0.10	0.050	ug/L		02/03/12 07:30	02/08/12 06:08	1.01
1,3,5-Trinitrobenzene	0.050 U		0.10	0.030	ug/L		02/03/12 07:30	02/08/12 06:08	1.01
2,4,6-Trinitrotoluene	0.050 U		0.10	0.050	ug/L		02/03/12 07:30	02/08/12 06:08	1.01

Surrogate	*%Recovery*	*Qualifier*	*Limits*	*Prepared*	*Analyzed*	*Dil Fac*
3,4-Dinitrotoluene	*97*		*79 - 111*	*02/03/12 07:30*	*02/08/12 06:08*	*1.01*

General Chemistry

Analyte	Result	Qualifier	LOQ	DL	Unit	D	Prepared	Analyzed	Dil Fac
Nitrocellulose	1.0 U		2.0	0.48	mg/L		02/09/12 15:01	02/10/12 13:01	1

Client: Environmental Quality Mgt., Inc.
Project/Site: RVAAP (OH)

TestAmerica Job ID: 240-8119-1

Client Sample ID: FWGLL2MW-265C-1860-GF
Date Collected: 01/30/12 13:13
Date Received: 01/31/12 08:30

Lab Sample ID: 240-8119-21
Matrix: Water

Method: 6010B/DOD - Metals (ICP) - Total Recoverable

Analyte	Result	Qualifier	LOQ	DL	Unit	D	Prepared	Analyzed	Dil Fac
Arsenic	10	U	10	3.3	ug/L		02/08/12 09:22	02/09/12 10:45	1
Chromium	4.0	U	7.0	1.4	ug/L		02/08/12 09:22	02/09/12 10:45	1
Cobalt	4.0	U	7.0	1.5	ug/L		02/08/12 09:22	02/09/12 10:45	1
Lead	5.0	U	10	1.7	ug/L		02/08/12 09:22	02/09/12 10:45	1
Selenium	10	U	15	4.0	ug/L		02/08/12 09:22	02/09/12 10:45	1
Silver	5.0	U	7.0	1.7	ug/L		02/08/12 09:22	02/09/12 10:45	1
Vanadium	4.0	U	7.0	1.3	ug/L		02/08/12 09:22	02/09/12 10:45	1
Barium	5.7	J	200	2.8	ug/L		02/08/12 09:22	02/09/12 10:45	1
Calcium	51000		5000	630	ug/L		02/08/12 09:22	02/09/12 10:45	1
Copper	10	U	25	4.4	ug/L		02/08/12 09:22	02/09/12 10:45	1
Magnesium	9500		5000	120	ug/L		02/08/12 09:22	02/09/12 10:45	1
Manganese	70		15	1.8	ug/L		02/08/12 09:22	02/09/12 10:45	1
Nickel	3.1	J	40	2.2	ug/L		02/08/12 09:22	02/09/12 10:45	1
Potassium	720	J	5000	300	ug/L		02/08/12 09:22	02/09/12 10:45	1

Method: 6020/DOD - Metals (ICP/MS) - Total Recoverable

Analyte	Result	Qualifier	LOQ	DL	Unit	D	Prepared	Analyzed	Dil Fac
Aluminum	60	U	60	20	ug/L		02/08/12 09:22	02/10/12 11:52	1
Antimony	0.50	U	2.0	0.21	ug/L		02/08/12 09:22	02/10/12 11:52	1
Beryllium	0.10	U	1.0	0.033	ug/L		02/08/12 09:22	02/10/12 11:52	1
Cadmium	0.070	U	2.0	0.023	ug/L		02/08/12 09:22	02/10/12 11:52	1
Iron	110	J	150	44	ug/L		02/08/12 09:22	02/10/12 11:52	1
Sodium	3300		1000	160	ug/L		02/08/12 09:22	02/10/12 11:52	1
Thallium	1.0	U	2.0	0.32	ug/L		02/08/12 09:22	02/10/12 11:52	1
Zinc	20	U	40	8.8	ug/L		02/08/12 09:22	02/10/12 11:52	1

Method: 7470A/DOD - Mercury (CVAA)

Analyte	Result	Qualifier	LOQ	DL	Unit	D	Prepared	Analyzed	Dil Fac
Hg	0.20	U	0.20	0.12	ug/L		02/06/12 13:15	02/08/12 13:19	1

Client Sample ID: FWGLL2MW-DUP1-1890-GW
Date Collected: 01/30/12 13:13
Date Received: 01/31/12 08:30

Lab Sample ID: 240-8119-22
Matrix: Water

Method: 8270C/DoD - Semivolatile Organic Compounds (GC/MS)

Analyte	Result	Qualifier	LOQ	DL	Unit	D	Prepared	Analyzed	Dil Fac
Butyl benzyl phthalate	0.77	U	0.96	0.77	ug/L		02/01/12 07:52	02/08/12 13:36	1
2,4-Dimethylphenol	0.77	U	1.9	0.77	ug/L		02/01/12 07:52	02/08/12 13:36	1
Dimethyl phthalate	0.77	U	0.96	0.28	ug/L		02/01/12 07:52	02/08/12 13:36	1
4,6-Dinitro-2-methylphenol	2.3	U	4.8	2.3	ug/L		02/01/12 07:52	02/08/12 13:36	1
2,4-Dinitrophenol	2.3	U	4.8	2.3	ug/L		02/01/12 07:52	02/08/12 13:36	1
2,4-Dinitrotoluene	0.77	U	4.8	0.26	ug/L		02/01/12 07:52	02/08/12 13:36	1
2,6-Dinitrotoluene	0.77	U	4.8	0.77	ug/L		02/01/12 07:52	02/08/12 13:36	1
2-Chlorophenol	0.77	U	0.96	0.28	ug/L		02/01/12 07:52	02/08/12 13:36	1
Di-n-butyl phthalate	0.77	U	0.96	0.64	ug/L		02/01/12 07:52	02/08/12 13:36	1
2,4-Dichlorophenol	0.77	U	1.9	0.77	ug/L		02/01/12 07:52	02/08/12 13:36	1
Diethyl phthalate	2.7		0.96	0.58	ug/L		02/01/12 07:52	02/08/12 13:36	1
2-Methylphenol	0.77	U	0.96	0.77	ug/L		02/01/12 07:52	02/08/12 13:36	1
Nitrobenzene	0.096	U	0.96	0.038	ug/L		02/01/12 07:52	02/08/12 13:36	1
2-Nitrophenol	0.77	U	1.9	0.27	ug/L		02/01/12 07:52	02/08/12 13:36	1
4-Nitrophenol	2.3	U	4.8	2.3	ug/L		02/01/12 07:52	02/08/12 13:36	1
Pentachlorophenol	2.3	U	4.8	2.3	ug/L		02/01/12 07:52	02/08/12 13:36	1
2,4,5-Trichlorophenol	0.77	U	4.8	0.29	ug/L		02/01/12 07:52	02/08/12 13:36	1
2,4,6-Trichlorophenol	0.77	U	4.8	0.77	ug/L		02/01/12 07:52	02/08/12 13:36	1
Phenol	0.77	U	0.96	0.58	ug/L		02/01/12 07:52	02/08/12 13:36	1
3 & 4 Methylphenol	0.77	U	1.9	0.77	ug/L		02/01/12 07:52	02/08/12 13:36	1
Bis(2-ethylhexyl) phthalate	5.0		1.9	0.77	ug/L		02/01/12 07:52	02/08/12 13:36	1
Di-n-octyl phthalate	0.77	U	0.96	0.77	ug/L		02/01/12 07:52	02/08/12 13:36	1
4 Chloro 3 methylphenol	0.77	U	1.9	0.77	ug/L		02/01/12 07:52	02/08/12 13:36	1

Surrogate	*%Recovery*	*Qualifier*	*Limits*	*Prepared*	*Analyzed*	*Dil Fac*
2-Fluorobiphenyl (Surr)	*61*		*50 - 110*	*02/01/12 07:52*	*02/08/12 13:36*	*1*
2-Fluorophenol (Surr)	*60*		*20 - 110*	*02/01/12 07:52*	*02/08/12 13:36*	*1*
Nitrobenzene-d5 (Surr)	*66*		*40 - 110*	*02/01/12 07:52*	*02/08/12 13:36*	*1*
Terphenyl-d14 (Surr)	*62*		*50 - 135*	*02/01/12 07:52*	*02/08/12 13:36*	*1*
2,4,6-Tribromophenol (Surr)	*75*		*40 - 125*	*02/01/12 07:52*	*02/08/12 13:36*	*1*
Phenol-d5 (Surr)	*69*		*10 - 115*	*02/01/12 07:52*	*02/08/12 13:36*	*1*

Client: Environmental Quality Mgt., Inc.
Project/Site: RVAAP (OH)

TestAmerica Job ID: 240-8119-1

Client Sample ID: FWGLL2MW-DUP1-1890-GF
Date Collected: 01/30/12 13:13
Date Received: 01/31/12 08:30

Lab Sample ID: 240-8119-23
Matrix: Water

Method: 6010B/DOD - Metals (ICP) - Total Recoverable

Analyte	Result	Qualifier	LOQ	DL	Unit	D	Prepared	Analyzed	Dil Fac
Arsenic	10	U	10	3.3	ug/L		02/08/12 09:22	02/09/12 10:51	1
Chromium	4.0	U	7.0	1.4	ug/L		02/08/12 09:22	02/09/12 10:51	1
Cobalt	4.0	U	7.0	1.5	ug/L		02/08/12 09:22	02/09/12 10:51	1
Lead	5.0	U	10	1.7	ug/L		02/08/12 09:22	02/09/12 10:51	1
Selenium	10	U	15	4.0	ug/L		02/08/12 09:22	02/09/12 10:51	1
Silver	5.0	U	7.0	1.7	ug/L		02/08/12 09:22	02/09/12 10:51	1
Vanadium	4.0	U	7.0	1.3	ug/L		02/08/12 09:22	02/09/12 10:51	1
Barium	**5.6**	**J**	200	2.8	ug/L		02/08/12 09:22	02/09/12 10:51	1
Calcium	**50000**		5000	630	ug/L		02/08/12 09:22	02/09/12 10:51	1
Copper	10	U	25	4.4	ug/L		02/08/12 09:22	02/09/12 10:51	1
Magnesium	**9200**		5000	120	ug/L		02/08/12 09:22	02/09/12 10:51	1
Manganese	**66**		15	1.8	ug/L		02/08/12 09:22	02/09/12 10:51	1
Nickel	**2.5**	**J**	40	2.2	ug/L		02/08/12 09:22	02/09/12 10:51	1
Potassium	**790**	**J**	5000	300	ug/L		02/08/12 09:22	02/09/12 10:51	1

Method: 6020/DOD - Metals (ICP/MS) - Total Recoverable

Analyte	Result	Qualifier	LOQ	DL	Unit	D	Prepared	Analyzed	Dil Fac
Aluminum	60	U	60	20	ug/L		02/08/12 09:22	02/10/12 11:57	1
Antimony	0.50	U	2.0	0.21	ug/L		02/08/12 09:22	02/10/12 11:57	1
Beryllium	0.10	U	1.0	0.033	ug/L		02/08/12 09:22	02/10/12 11:57	1
Cadmium	0.070	U	2.0	0.023	ug/L		02/08/12 09:22	02/10/12 11:57	1
Iron	100	U	150	44	ug/L		02/08/12 09:22	02/10/12 11:57	1
Sodium	**3000**		1000	160	ug/L		02/08/12 09:22	02/10/12 11:57	1
Thallium	1.0	U	2.0	0.32	ug/L		02/08/12 09:22	02/10/12 11:57	1
Zinc	20	U	40	8.8	ug/L		02/08/12 09:22	02/10/12 11:57	1

Method: 7470A/DOD - Mercury (CVAA)

Analyte	Result	Qualifier	LOQ	DL	Unit	D	Prepared	Analyzed	Dil Fac
Hg	0.20	U	0.20	0.12	ug/L		02/06/12 13:15	02/08/12 13:21	1

Client: Environmental Quality Mgt., Inc.
Project/Site: RVAAP (OH)

TestAmerica Job ID: 240-8119-1

Client Sample ID: FWGLL2MW-059C-1859-GW
Date Collected: 01/30/12 16:03
Date Received: 01/31/12 08:30

Lab Sample ID: 240-8119-24
Matrix: Water

Method: 8260B/DoD - Volatile Organic Compounds (GC/MS)

Analyte	Result	Qualifier	LOQ	DL	Unit	D	Prepared	Analyzed	Dil Fac
1,1,1-Trichloroethane	0.25	U	1.0	0.22	ug/L			02/02/12 17:18	1
1,1,2,2-Tetrachloroethane	0.25	U	1.0	0.18	ug/L			02/02/12 17:18	1
1,1,2-Trichloroethane	0.50	U	1.0	0.27	ug/L			02/02/12 17:18	1
1,1-Dichloroethane	0.25	U	1.0	0.15	ug/L			02/02/12 17:18	1
1,1-Dichloroethene	0.25	U	1.0	0.19	ug/L			02/02/12 17:18	1
1,2-Dichloroethane	0.25	U	1.0	0.22	ug/L			02/02/12 17:18	1
1,2-Dichloroethene, Total	0.50	U	2.0	0.34	ug/L			02/02/12 17:18	1
1,2-Dichloropropane	0.25	U	1.0	0.18	ug/L			02/02/12 17:18	1
2-Hexanone	0.50	U	10	0.41	ug/L			02/02/12 17:18	1
Bromochloromethane	0.50	U	1.0	0.29	ug/L			02/02/12 17:18	1
Acetone	1.1	U	10	1.1	ug/L			02/02/12 17:18	1
Benzene	0.25	U	1.0	0.13	ug/L			02/02/12 17:18	1
Bromoform	0.64	U	1.0	0.64	ug/L			02/02/12 17:18	1
Bromomethane	0.50	U	1.0	0.41	ug/L			02/02/12 17:18	1
Carbon disulfide	0.25	U	1.0	0.13	ug/L			02/02/12 17:18	1
Carbon tetrachloride	0.25	U	1.0	0.13	ug/L			02/02/12 17:18	1
Chlorobenzene	0.25	U	1.0	0.15	ug/L			02/02/12 17:18	1
Chloroethane	0.50	U	1.0	0.29	ug/L			02/02/12 17:18	1
Chloroform	0.25	U	1.0	0.16	ug/L			02/02/12 17:18	1
Chloromethane	0.50	U	1.0	0.30	ug/L			02/02/12 17:18	1
cis-1,2-Dichloroethene	0.25	U	1.0	0.17	ug/L			02/02/12 17:18	1
cis-1,3-Dichloropropene	0.25	U	1.0	0.14	ug/L			02/02/12 17:18	1
Bromodichloromethane	0.25	U	1.0	0.15	ug/L			02/02/12 17:18	1
Ethylbenzene	0.25	U	1.0	0.17	ug/L			02/02/12 17:18	1
1,2-Dibromoethane	0.25	U	1.0	0.24	ug/L			02/02/12 17:18	1
m-Xylene & p-Xylene	0.50	U	2.0	0.24	ug/L			02/02/12 17:18	1
2-Butanone (MEK)	0.57	U	10	0.57	ug/L			02/02/12 17:18	1
4-Methyl-2-pentanone (MIBK)	0.50	U	10	0.32	ug/L			02/02/12 17:18	1
Methylene Chloride	0.50	U	1.0	0.33	ug/L			02/02/12 17:18	1
o-Xylene	0.25	U	1.0	0.14	ug/L			02/02/12 17:18	1
Styrene	0.25	U	1.0	0.11	ug/L			02/02/12 17:18	1
Tetrachloroethene	0.50	U	1.0	0.29	ug/L			02/02/12 17:18	1
Toluene	0.25	U	1.0	0.13	ug/L			02/02/12 17:18	1
trans-1,2-Dichloroethene	0.25	U	1.0	0.19	ug/L			02/02/12 17:18	1
trans-1,3-Dichloropropene	0.25	U	1.0	0.19	ug/L			02/02/12 17:18	1
Trichloroethene	0.25	U	1.0	0.17	ug/L			02/02/12 17:18	1
Vinyl chloride	0.25	U	1.0	0.22	ug/L			02/02/12 17:18	1
Xylenes, Total	0.75	U	2.0	0.28	ug/L			02/02/12 17:18	1
Dibromochloromethane	0.25	U	1.0	0.18	ug/L			02/02/12 17:18	1

Surrogate	*%Recovery*	*Qualifier*	*Limits*	*Prepared*	*Analyzed*	*Dil Fac*
1,2-Dichloroethane-d4 (Surr)	*105*		*70 - 120*		*02/02/12 17:18*	*1*
4-Bromofluorobenzene (Surr)	*85*		*75 - 120*		*02/02/12 17:18*	*1*
Toluene-d8 (Surr)	*99*		*85 - 120*		*02/02/12 17:18*	*1*
Dibromofluoromethane (Surr)	*105*		*85 - 115*		*02/02/12 17:18*	*1*

Method: 8270C/DoD - Semivolatile Organic Compounds (GC/MS)

Analyte	Result	Qualifier	LOQ	DL	Unit	D	Prepared	Analyzed	Dil Fac
Butyl benzyl phthalate	0.78	U	0.97	0.78	ug/L		02/01/12 07:52	02/08/12 14:33	1
2,4-Dimethylphenol	0.78	U	1.9	0.78	ug/L		02/01/12 07:52	02/08/12 14:33	1
Dimethyl phthalate	0.78	U	0.97	0.28	ug/L		02/01/12 07:52	02/08/12 14:33	1

Client: Environmental Quality Mgt., Inc.
Project/Site: RVAAP (OH)

TestAmerica Job ID: 240-8119-1

Client Sample ID: FWGLL2MW-059C-1859-GW
Date Collected: 01/30/12 16:03
Date Received: 01/31/12 08:30

Lab Sample ID: 240-8119-24
Matrix: Water

Method: 8270C/DoD - Semivolatile Organic Compounds (GC/MS) (Continued)

Analyte	Result	Qualifier	LOQ	DL	Unit	D	Prepared	Analyzed	Dil Fac
4,6-Dinitro-2-methylphenol	2.3	U	4.9	2.3	ug/L		02/01/12 07:52	02/08/12 14:33	1
2,4-Dinitrophenol	2.3	U	4.9	2.3	ug/L		02/01/12 07:52	02/08/12 14:33	1
2,4-Dinitrotoluene	0.78	U	4.9	0.26	ug/L		02/01/12 07:52	02/08/12 14:33	1
2,6-Dinitrotoluene	0.78	U	4.9	0.78	ug/L		02/01/12 07:52	02/08/12 14:33	1
2-Chlorophenol	0.78	U	0.97	0.28	ug/L		02/01/12 07:52	02/08/12 14:33	1
Di-n-butyl phthalate	0.78	U	0.97	0.65	ug/L		02/01/12 07:52	02/08/12 14:33	1
2,4-Dichlorophenol	0.78	U	1.9	0.78	ug/L		02/01/12 07:52	02/08/12 14:33	1
Diethyl phthalate	0.78	U	0.97	0.58	ug/L		02/01/12 07:52	02/08/12 14:33	1
2-Methylphenol	0.78	U	0.97	0.78	ug/L		02/01/12 07:52	02/08/12 14:33	1
Nitrobenzene	0.097	U	0.97	0.039	ug/L		02/01/12 07:52	02/08/12 14:33	1
2-Nitrophenol	0.78	U	1.9	0.27	ug/L		02/01/12 07:52	02/08/12 14:33	1
4-Nitrophenol	2.3	U	4.9	2.3	ug/L		02/01/12 07:52	02/08/12 14:33	1
Pentachlorophenol	2.3	U	4.9	2.3	ug/L		02/01/12 07:52	02/08/12 14:33	1
2,4,5-Trichlorophenol	0.78	U	4.9	0.29	ug/L		02/01/12 07:52	02/08/12 14:33	1
2,4,6-Trichlorophenol	0.78	U	4.9	0.78	ug/L		02/01/12 07:52	02/08/12 14:33	1
Phenol	0.78	U	0.97	0.58	ug/L		02/01/12 07:52	02/08/12 14:33	1
3 & 4 Methylphenol	0.78	U	1.9	0.78	ug/L		02/01/12 07:52	02/08/12 14:33	1
Bis(2-ethylhexyl) phthalate	1.3	J	1.9	0.78	ug/L		02/01/12 07:52	02/08/12 14:33	1
Di-n-octyl phthalate	0.78	U	0.97	0.78	ug/L		02/01/12 07:52	02/08/12 14:33	1
4-Chloro-3-methylphenol	0.78	U	1.9	0.78	ug/L		02/01/12 07:52	02/08/12 14:33	1

Surrogate	*%Recovery*	*Qualifier*	*Limits*	*Prepared*	*Analyzed*	*Dil Fac*
2-Fluorobiphenyl (Surr)	*72*		*50 - 110*	*02/01/12 07:52*	*02/08/12 14:33*	*1*
2-Fluorophenol (Surr)	*79*		*20 - 110*	*02/01/12 07:52*	*02/08/12 14:33*	*1*
Nitrobenzene-d5 (Surr)	*80*		*40 - 110*	*02/01/12 07:52*	*02/08/12 14:33*	*1*
Terphenyl-d14 (Surr)	*83*		*50 - 135*	*02/01/12 07:52*	*02/08/12 14:33*	*1*
2,4,6-Tribromophenol (Surr)	*80*		*40 - 125*	*02/01/12 07:52*	*02/08/12 14:33*	*1*
Phenol-d5 (Surr)	*84*		*10 - 115*	*02/01/12 07:52*	*02/08/12 14:33*	*1*

Method: 8081/DOD - Organochlorine Pesticides (GC)

Analyte	Result	Qualifier	LOQ	DL	Unit	D	Prepared	Analyzed	Dil Fac
4,4'-DDD	0.0095	U	0.048	0.0091	ug/L		02/01/12 08:00	02/02/12 21:14	1
4,4'-DDE	0.0095	U	0.048	0.0092	ug/L		02/01/12 08:00	02/02/12 21:14	1
4,4'-DDT	0.029	U	0.048	0.015	ug/L		02/01/12 08:00	02/02/12 21:14	1
Aldrin	0.0095	U	0.029	0.0078	ug/L		02/01/12 08:00	02/02/12 21:14	1
alpha-BHC	0.0095	U	0.029	0.0067	ug/L		02/01/12 08:00	02/02/12 21:14	1
alpha-Chlordane	0.013	U	0.048	0.013	ug/L		02/01/12 08:00	02/02/12 21:14	1
beta-BHC	0.0095	U	0.048	0.0080	ug/L		02/01/12 08:00	02/02/12 21:14	1
delta-BHC	0.0095	U	0.048	0.0083	ug/L		02/01/12 08:00	02/02/12 21:14	1
Dieldrin	0.0095	U	0.029	0.0071	ug/L		02/01/12 08:00	02/02/12 21:14	1
Endosulfan I	0.012	U	0.048	0.012	ug/L		02/01/12 08:00	02/02/12 21:14	1
Endosulfan II	0.011	U	0.048	0.011	ug/L		02/01/12 08:00	02/02/12 21:14	1
Endosulfan sulfate	0.010	U	0.048	0.010	ug/L		02/01/12 08:00	02/02/12 21:14	1
Endrin	0.010	U	0.048	0.010	ug/L		02/01/12 08:00	02/02/12 21:14	1
Endrin aldehyde	0.010	U	0.048	0.010	ug/L		02/01/12 08:00	02/02/12 21:14	1
Endrin ketone	0.0095	U	0.048	0.0074	ug/L		02/01/12 08:00	02/02/12 21:14	1
gamma-BHC (Lindane)	0.0095	U	0.048	0.0061	ug/L		02/01/12 08:00	02/02/12 21:14	1
gamma-Chlordane	0.011	U	0.048	0.011	ug/L		02/01/12 08:00	02/02/12 21:14	1
Heptachlor	0.0095	U	0.029	0.0076	ug/L		02/01/12 08:00	02/02/12 21:14	1
Heptachlor epoxide	0.0095	U	0.029	0.0068	ug/L		02/01/12 08:00	02/02/12 21:14	1
Methoxychlor	0.030	U	0.095	0.030	ug/L		02/01/12 08:00	02/02/12 21:14	1

Client Sample ID: FWGLL2MW-059C-1859-GW
Date Collected: 01/30/12 16:03
Date Received: 01/31/12 08:30

Lab Sample ID: 240-8119-24
Matrix: Water

Method: 8081/DOD - Organochlorine Pesticides (GC) (Continued)

Analyte	Result	Qualifier	LOQ	DL	Unit	D	Prepared	Analyzed	Dil Fac
Toxaphene	0.48	U	1.9	0.30	ug/L		02/01/12 08:00	02/02/12 21:14	1

Surrogate	*%Recovery*	*Qualifier*	*Limits*	*Prepared*	*Analyzed*	*Dil Fac*
DCB Decachlorobiphenyl	*52*		*30 - 135*	*02/01/12 08:00*	*02/02/12 21:14*	*1*
DCB Decachlorobiphenyl	*50*		*30 - 135*	*02/01/12 08:00*	*02/02/12 21:14*	*1*
Tetrachloro-m-xylene	*87*		*25 - 140*	*02/01/12 08:00*	*02/02/12 21:14*	*1*
Tetrachloro-m-xylene	*81*		*25 - 140*	*02/01/12 08:00*	*02/02/12 21:14*	*1*

Method: 8082/DOD - Polychlorinated Biphenyls (PCBs) by Gas Chromatography

Analyte	Result	Qualifier	LOQ	DL	Unit	D	Prepared	Analyzed	Dil Fac
Aroclor-1016	0.19	U	0.48	0.16	ug/L		02/01/12 07:58	02/02/12 18:47	1
Aroclor-1221	0.19	U	0.48	0.12	ug/L		02/01/12 07:58	02/02/12 18:47	1
Aroclor-1232	0.19	U	0.48	0.15	ug/L		02/01/12 07:58	02/02/12 18:47	1
Aroclor-1242	0.38	U	0.48	0.21	ug/L		02/01/12 07:58	02/02/12 18:47	1
Aroclor-1248	0.19	U	0.48	0.095	ug/L		02/01/12 07:58	02/02/12 18:47	1
Aroclor-1254	0.19	U	0.48	0.15	ug/L		02/01/12 07:58	02/02/12 18:47	1
Aroclor-1260	0.19	U	0.48	0.16	ug/L		02/01/12 07:58	02/02/12 18:47	1

Surrogate	*%Recovery*	*Qualifier*	*Limits*	*Prepared*	*Analyzed*	*Dil Fac*
Tetrachloro-m-xylene	*74*		*40 - 140*	*02/01/12 07:58*	*02/02/12 18:47*	*1*
Tetrachloro-m-xylene	*76*		*40 - 140*	*02/01/12 07:58*	*02/02/12 18:47*	*1*
DCB Decachlorobiphenyl	*48*		*40 - 135*	*02/01/12 07:58*	*02/02/12 18:47*	*1*
DCB Decachlorobiphenyl	*49*		*40 - 135*	*02/01/12 07:58*	*02/02/12 18:47*	*1*

Method: 8330 (Modified) - Organic Compounds by UV/HPLC - Dissolved

Analyte	Result	Qualifier	LOQ	DL	Unit	D	Prepared	Analyzed	Dil Fac
Nitroguanidine	6.0 U		20	2.4	ug/L		02/03/12 09:00	02/09/12 12:56	1

Method: 8330/8330A - Nitroaromatics & Nitramines: Explosives (8330/A)

Analyte	Result	Qualifier	LOQ	DL	Unit	D	Prepared	Analyzed	Dil Fac
Nitroglycerin	0.52 U		0.67	0.34	ug/L		02/03/12 07:30	02/08/12 06:49	1.03
PETN	0.52 U		0.67	0.31	ug/L		02/03/12 07:30	02/08/12 06:49	1.03
2-Amino-4,6-dinitrotoluene	0.60		0.21	0.10	ug/L		02/03/12 07:30	02/08/12 06:49	1.03
4-Amino-2,6-dinitrotoluene	0.58		0.10	0.052	ug/L		02/03/12 07:30	02/08/12 06:49	1.03
1,3-Dinitrobenzene	0.073	J	0.10	0.052	ug/L		02/03/12 07:30	02/08/12 06:49	1.03
2,4-Dinitrotoluene	0.39		0.10	0.052	ug/L		02/03/12 07:30	02/08/12 06:49	1.03
2,6-Dinitrotoluene	0.052 U		0.10	0.052	ug/L		02/03/12 07:30	02/08/12 06:49	1.03
HMX	0.064	J	0.10	0.037	ug/L		02/03/12 07:30	02/08/12 06:49	1.03
Nitrobenzene	0.052 U		0.10	0.052	ug/L		02/03/12 07:30	02/08/12 06:49	1.03
2-Nitrotoluene	0.10 U		0.52	0.091	ug/L		02/03/12 07:30	02/08/12 06:49	1.03
3-Nitrotoluene	0.10 U		0.52	0.059	ug/L		02/03/12 07:30	02/08/12 06:49	1.03
4-Nitrotoluene	0.10 U		0.67	0.091	ug/L		02/03/12 07:30	02/08/12 06:49	1.03
RDX	0.052 U		0.10	0.037	ug/L		02/03/12 07:30	02/08/12 06:49	1.03
Tetryl	0.052 U		0.10	0.052	ug/L		02/03/12 07:30	02/08/12 06:49	1.03
1,3,5-Trinitrobenzene	1.6		0.10	0.031	ug/L		02/03/12 07:30	02/08/12 06:49	1.03
2,4,6-Trinitrotoluene	0.052 U		0.10	0.052	ug/L		02/03/12 07:30	02/08/12 06:49	1.03

Surrogate	*%Recovery*	*Qualifier*	*Limits*	*Prepared*	*Analyzed*	*Dil Fac*
3,4-Dinitrotoluene	*96*		*79 - 111*	*02/03/12 07:30*	*02/08/12 06:49*	*1.03*

General Chemistry

Analyte	Result	Qualifier	LOQ	DL	Unit	D	Prepared	Analyzed	Dil Fac
Nitrocellulose	1.0 U		2.0	0.48	mg/L		02/09/12 15:01	02/10/12 13:13	1

Client: Environmental Quality Mgt., Inc.
Project/Site: RVAAP (OH)

TestAmerica Job ID: 240-8119-1

Client Sample ID: FWGLL2MW-059C-1859-GF
Date Collected: 01/30/12 16:03
Date Received: 01/31/12 08:30

Lab Sample ID: 240-8119-25
Matrix: Water

Method: 6010B/DOD - Metals (ICP) - Total Recoverable

Analyte	Result	Qualifier	LOQ	DL	Unit	D	Prepared	Analyzed	Dil Fac
Arsenic	4.1	J	10	3.3	ug/L		02/08/12 09:22	02/09/12 10:57	1
Chromium	4.0	U	7.0	1.4	ug/L		02/08/12 09:22	02/09/12 10:57	1
Cobalt	13		7.0	1.5	ug/L		02/08/12 09:22	02/09/12 10:57	1
Lead	5.0	U	10	1.7	ug/L		02/08/12 09:22	02/09/12 10:57	1
Selenium	10	U	15	4.0	ug/L		02/08/12 09:22	02/09/12 10:57	1
Silver	5.0	U	7.0	1.7	ug/L		02/08/12 09:22	02/09/12 10:57	1
Vanadium	4.0	U	7.0	1.3	ug/L		02/08/12 09:22	02/09/12 10:57	1
Barium	62	J	200	2.8	ug/L		02/08/12 09:22	02/09/12 10:57	1
Calcium	31000		5000	630	ug/L		02/08/12 09:22	02/09/12 10:57	1
Copper	10	U	25	4.4	ug/L		02/08/12 09:22	02/09/12 10:57	1
Magnesium	9900		5000	120	ug/L		02/08/12 09:22	02/09/12 10:57	1
Manganese	1100		15	1.8	ug/L		02/08/12 09:22	02/09/12 10:57	1
Nickel	6.7	J	40	2.2	ug/L		02/08/12 09:22	02/09/12 10:57	1
Potassium	920	J	5000	300	ug/L		02/08/12 09:22	02/09/12 10:57	1

Method: 6020/DOD - Metals (ICP/MS) - Total Recoverable

Analyte	Result	Qualifier	LOQ	DL	Unit	D	Prepared	Analyzed	Dil Fac
Aluminum	60	U	60	20	ug/L		02/08/12 09:22	02/10/12 12:02	1
Antimony	0.50	U	2.0	0.21	ug/L		02/08/12 09:22	02/10/12 12:02	1
Beryllium	0.10	U	1.0	0.033	ug/L		02/08/12 09:22	02/10/12 12:02	1
Cadmium	0.070	U	2.0	0.023	ug/L		02/08/12 09:22	02/10/12 12:02	1
Iron	5400		150	44	ug/L		02/08/12 09:22	02/10/12 12:02	1
Sodium	4200		1000	160	ug/L		02/08/12 09:22	02/10/12 12:02	1
Thallium	1.0	U	2.0	0.32	ug/L		02/08/12 09:22	02/10/12 12:02	1
Zinc	20	U	40	8.8	ug/L		02/08/12 09:22	02/10/12 12:02	1

Method: 7470A/DOD - Mercury (CVAA)

Analyte	Result	Qualifier	LOQ	DL	Unit	D	Prepared	Analyzed	Dil Fac
Hg	0.20	U	0.20	0.12	ug/L		02/06/12 13:15	02/08/12 13:28	1

Client: Environmental Quality Mgt., Inc.
Project/Site: RVAAP (OH)

TestAmerica Job ID: 240-8119-1

Client Sample ID: FWGLL12MW-185C-1869-GW
Date Collected: 01/30/12 17:26
Date Received: 01/31/12 08:30

Lab Sample ID: 240-8119-26
Matrix: Water

General Chemistry

Analyte	Result	Qualifier	LOQ	DL	Unit	D	Prepared	Analyzed	Dil Fac
Nitrate-Nitrite	119	Q	5.0	0.53	mg/L		02/15/12 00:00	02/15/12 11:30	100

Client: Environmental Quality Mgt., Inc.
Project/Site: RVAAP (OH)

TestAmerica Job ID: 240-8119-1

Client Sample ID: FWGLL12MW-185C-1869-GF
Date Collected: 01/30/12 17:26
Date Received: 01/31/12 08:30

Lab Sample ID: 240-8119-27
Matrix: Water

Method: 6010B/DOD - Metals (ICP) - Total Recoverable

Analyte	Result	Qualifier	LOQ	DL	Unit	D	Prepared	Analyzed	Dil Fac
Arsenic	10	U	10	3.3	ug/L		02/08/12 09:22	02/09/12 11:03	1
Chromium	4.0	U	7.0	1.4	ug/L		02/08/12 09:22	02/09/12 11:03	1
Cobalt	4.0	U	7.0	1.5	ug/L		02/08/12 09:22	02/09/12 11:03	1
Lead	5.0	U	10	1.7	ug/L		02/08/12 09:22	02/09/12 11:03	1
Selenium	10	U	15	4.0	ug/L		02/08/12 09:22	02/09/12 11:03	1
Silver	5.0	U	7.0	1.7	ug/L		02/08/12 09:22	02/09/12 11:03	1
Vanadium	4.0	U	7.0	1.3	ug/L		02/08/12 09:22	02/09/12 11:03	1
Barium	51	J	200	2.8	ug/L		02/08/12 09:22	02/09/12 11:03	1
Calcium	680000	D	25000	3200	ug/L		02/08/12 09:22	02/09/12 15:46	5
Copper	10	U	25	4.4	ug/L		02/08/12 09:22	02/09/12 11:03	1
Magnesium	280000		5000	120	ug/L		02/08/12 09:22	02/09/12 11:03	1
Manganese	1900		15	1.8	ug/L		02/08/12 09:22	02/09/12 11:03	1
Nickel	7.0	J	40	2.2	ug/L		02/08/12 09:22	02/09/12 11:03	1
Potassium	11000		5000	300	ug/L		02/08/12 09:22	02/09/12 11:03	1

Method: 6020/DOD - Metals (ICP/MS) - Total Recoverable

Analyte	Result	Qualifier	LOQ	DL	Unit	D	Prepared	Analyzed	Dil Fac
Aluminum	60	U	60	20	ug/L		02/08/12 09:22	02/10/12 12:06	1
Antimony	0.23	J	2.0	0.21	ug/L		02/08/12 09:22	02/10/12 12:06	1
Beryllium	0.10	U	1.0	0.033	ug/L		02/08/12 09:22	02/10/12 12:06	1
Cadmium	0.27	J	2.0	0.023	ug/L		02/08/12 09:22	02/10/12 12:06	1
Iron	100	U	150	44	ug/L		02/08/12 09:22	02/10/12 12:06	1
Sodium	52000		1000	160	ug/L		02/08/12 09:22	02/10/12 12:06	1
Thallium	1.0	U	2.0	0.32	ug/L		02/08/12 09:22	02/10/12 12:06	1
Zinc	20	U	40	8.8	ug/L		02/08/12 09:22	02/10/12 12:06	1

Method: 7470A/DOD - Mercury (CVAA)

Analyte	Result	Qualifier	LOQ	DL	Unit	D	Prepared	Analyzed	Dil Fac
Hg	0.20	U	0.20	0.12	ug/L		02/06/12 13:15	02/08/12 13:30	1

Client: Environmental Quality Mgt., Inc.
Project/Site: RVAAP (OH)

TestAmerica Job ID: 240-8119-1

Client Sample ID: FWGEQUIPRINSE-1-1894-GW
Date Collected: 01/30/12 17:56
Date Received: 01/31/12 08:30

Lab Sample ID: 240-8119-28
Matrix: Water

Method: 8260B/DoD - Volatile Organic Compounds (GC/MS)

Analyte	Result	Qualifier	LOQ	DL	Unit	D	Prepared	Analyzed	Dil Fac
1,1,1-Trichloroethane	0.25	U	1.0	0.22	ug/L			02/02/12 17:40	1
1,1,2,2-Tetrachloroethane	0.25	U	1.0	0.18	ug/L			02/02/12 17:40	1
1,1,2-Trichloroethane	0.50	U	1.0	0.27	ug/L			02/02/12 17:40	1
1,1-Dichloroethane	0.25	U	1.0	0.15	ug/L			02/02/12 17:40	1
1,1-Dichloroethene	0.25	U	1.0	0.19	ug/L			02/02/12 17:40	1
1,2-Dichloroethane	0.25	U	1.0	0.22	ug/L			02/02/12 17:40	1
1,2-Dichloroethene, Total	0.50	U	2.0	0.34	ug/L			02/02/12 17:40	1
1,2-Dichloropropane	0.25	U	1.0	0.18	ug/L			02/02/12 17:40	1
2-Hexanone	0.50	U	10	0.41	ug/L			02/02/12 17:40	1
Bromochloromethane	0.50	U	1.0	0.29	ug/L			02/02/12 17:40	1
Acetone	19		10	1.1	ug/L			02/02/12 17:40	1
Benzene	0.25	U	1.0	0.13	ug/L			02/02/12 17:40	1
Bromoform	0.64	U	1.0	0.64	ug/L			02/02/12 17:40	1
Bromomethane	0.50	U	1.0	0.41	ug/L			02/02/12 17:40	1
Carbon disulfide	0.25	U	1.0	0.13	ug/L			02/02/12 17:40	1
Carbon tetrachloride	0.25	U	1.0	0.13	ug/L			02/02/12 17:40	1
Chlorobenzene	0.25	U	1.0	0.15	ug/L			02/02/12 17:40	1
Chloroethane	0.50	U	1.0	0.29	ug/L			02/02/12 17:40	1
Chloroform	0.25	U	1.0	0.16	ug/L			02/02/12 17:40	1
Chloromethane	0.50	U	1.0	0.30	ug/L			02/02/12 17:40	1
cis-1,2-Dichloroethene	0.25	U	1.0	0.17	ug/L			02/02/12 17:40	1
cis-1,3-Dichloropropene	0.25	U	1.0	0.14	ug/L			02/02/12 17:40	1
Bromodichloromethane	0.25	U	1.0	0.15	ug/L			02/02/12 17:40	1
Ethylbenzene	0.25	U	1.0	0.17	ug/L			02/02/12 17:40	1
1,2-Dibromoethane	0.25	U	1.0	0.24	ug/L			02/02/12 17:40	1
m-Xylene & p-Xylene	0.50	U	2.0	0.24	ug/L			02/02/12 17:40	1
2-Butanone (MEK)	1.0	J	10	0.57	ug/L			02/02/12 17:40	1
4-Methyl-2-pentanone (MIBK)	0.50	U	10	0.32	ug/L			02/02/12 17:40	1
Methylene Chloride	0.50	U	1.0	0.33	ug/L			02/02/12 17:40	1
o-Xylene	0.25	U	1.0	0.14	ug/L			02/02/12 17:40	1
Styrene	0.25	U	1.0	0.11	ug/L			02/02/12 17:40	1
Tetrachloroethene	0.50	U	1.0	0.29	ug/L			02/02/12 17:40	1
Toluene	0.25	U	1.0	0.13	ug/L			02/02/12 17:40	1
trans-1,2-Dichloroethene	0.25	U	1.0	0.19	ug/L			02/02/12 17:40	1
trans-1,3-Dichloropropene	0.25	U	1.0	0.19	ug/L			02/02/12 17:40	1
Trichloroethene	0.25	U	1.0	0.17	ug/L			02/02/12 17:40	1
Vinyl chloride	0.25	U	1.0	0.22	ug/L			02/02/12 17:40	1
Xylenes, Total	0.75	U	2.0	0.28	ug/L			02/02/12 17:40	1
Dibromochloromethane	0.25	U	1.0	0.18	ug/L			02/02/12 17:40	1

Surrogate	*%Recovery*	*Qualifier*	*Limits*	*Prepared*	*Analyzed*	*Dil Fac*
1,2-Dichloroethane-d4 (Surr)	*97*		*70 - 120*		*02/02/12 17:40*	*1*
4-Bromofluorobenzene (Surr)	*83*		*75 - 120*		*02/02/12 17:40*	*1*
Toluene-d8 (Surr)	*94*		*85 - 120*		*02/02/12 17:40*	*1*
Dibromofluoromethane (Surr)	*100*		*85 - 115*		*02/02/12 17:40*	*1*

Method: 8270C/DoD - Semivolatile Organic Compounds (GC/MS)

Analyte	Result	Qualifier	LOQ	DL	Unit	D	Prepared	Analyzed	Dil Fac
Acenaphthene	0.095	U	0.19	0.095	ug/L		02/01/12 07:52	02/08/12 14:14	1
Acenaphthylene	0.095	U	0.19	0.095	ug/L		02/01/12 07:52	02/08/12 14:14	1
Anthracene	0.095	U	0.19	0.095	ug/L		02/01/12 07:52	02/08/12 14:14	1

Client: Environmental Quality Mgt., Inc.
Project/Site: RVAAP (OH)

TestAmerica Job ID: 240-8119-1

Client Sample ID: FWGEQUIPRINSE-1-1894-GW
Date Collected: 01/30/12 17:56
Date Received: 01/31/12 08:30

Lab Sample ID: 240-8119-28
Matrix: Water

Method: 8270C/DoD - Semivolatile Organic Compounds (GC/MS) (Continued)

Analyte	Result	Qualifier	LOQ	DL	Unit	D	Prepared	Analyzed	Dil Fac
Benzo[a]anthracene	0.095	U	0.19	0.095	ug/L		02/01/12 07:52	02/08/12 14:14	1
Benzoic acid	9.5	U M	24	9.5	ug/L		02/01/12 07:52	02/08/12 14:14	1
Benzo[b]fluoranthene	0.095	U	0.19	0.095	ug/L		02/01/12 07:52	02/08/12 14:14	1
Benzo[k]fluoranthene	0.095	U	0.19	0.095	ug/L		02/01/12 07:52	02/08/12 14:14	1
Benzyl alcohol	0.76	U	4.8	0.36	ug/L		02/01/12 07:52	02/08/12 14:14	1
Bis(2-chloroethoxy)methane	0.76	U	0.95	0.30	ug/L		02/01/12 07:52	02/08/12 14:14	1
Bis(2-chloroethyl)ether	0.095	U	0.95	0.095	ug/L		02/01/12 07:52	02/08/12 14:14	1
4-Bromophenyl phenyl ether	0.76	U	1.9	0.76	ug/L		02/01/12 07:52	02/08/12 14:14	1
Butyl benzyl phthalate	0.76	U	0.95	0.76	ug/L		02/01/12 07:52	02/08/12 14:14	1
2,4-Dimethylphenol	0.76	U	1.9	0.76	ug/L		02/01/12 07:52	02/08/12 14:14	1
Dimethyl phthalate	0.76	U	0.95	0.28	ug/L		02/01/12 07:52	02/08/12 14:14	1
4,6-Dinitro-2-methylphenol	2.3	U	4.8	2.3	ug/L		02/01/12 07:52	02/08/12 14:14	1
2,4-Dinitrophenol	2.3	U	4.8	2.3	ug/L		02/01/12 07:52	02/08/12 14:14	1
2,4-Dinitrotoluene	0.76	U	4.8	0.26	ug/L		02/01/12 07:52	02/08/12 14:14	1
2,6-Dinitrotoluene	0.76	U	4.8	0.76	ug/L		02/01/12 07:52	02/08/12 14:14	1
Fluoranthene	0.095	U	0.19	0.095	ug/L		02/01/12 07:52	02/08/12 14:14	1
Fluorene	0.095	U	0.19	0.095	ug/L		02/01/12 07:52	02/08/12 14:14	1
Hexachlorobenzene	0.095	U	0.19	0.095	ug/L		02/01/12 07:52	02/08/12 14:14	1
Hexachlorobutadiene	0.76	U	0.95	0.26	ug/L		02/01/12 07:52	02/08/12 14:14	1
Hexachlorocyclopentadiene	0.76	U	9.5	0.76	ug/L		02/01/12 07:52	02/08/12 14:14	1
Hexachloroethane	0.76	U	0.95	0.76	ug/L		02/01/12 07:52	02/08/12 14:14	1
N-Nitrosodiphenylamine	0.76	U	0.95	0.30	ug/L		02/01/12 07:52	02/08/12 14:14	1
N-Nitrosodi-n-propylamine	0.76	U	0.95	0.76	ug/L		02/01/12 07:52	02/08/12 14:14	1
1,4-Dichlorobenzene	0.76	U	0.95	0.32	ug/L		02/01/12 07:52	02/08/12 14:14	1
2-Chloronaphthalene	0.095	U	0.95	0.095	ug/L		02/01/12 07:52	02/08/12 14:14	1
2-Chlorophenol	0.76	U	0.95	0.28	ug/L		02/01/12 07:52	02/08/12 14:14	1
4-Chlorophenyl phenyl ether	0.76	U	1.9	0.29	ug/L		02/01/12 07:52	02/08/12 14:14	1
Chrysene	0.095	U	0.19	0.095	ug/L		02/01/12 07:52	02/08/12 14:14	1
Dibenz(a,h)anthracene	0.095	U	0.19	0.095	ug/L		02/01/12 07:52	02/08/12 14:14	1
Dibenzofuran	0.095	U	0.95	0.095	ug/L		02/01/12 07:52	02/08/12 14:14	1
Benzo[g,h,i]perylene	0.095	U	0.19	0.095	ug/L		02/01/12 07:52	02/08/12 14:14	1
Benzo[a]pyrene	0.095	U	0.19	0.095	ug/L		02/01/12 07:52	02/08/12 14:14	1
Di-n-butyl phthalate	0.76	U	0.95	0.64	ug/L		02/01/12 07:52	02/08/12 14:14	1
1,2-Dichlorobenzene	0.76	U	0.95	0.28	ug/L		02/01/12 07:52	02/08/12 14:14	1
1,3-Dichlorobenzene	0.76	U	0.95	0.76	ug/L		02/01/12 07:52	02/08/12 14:14	1
3,3'-Dichlorobenzidine	0.76	U	4.8	0.35	ug/L		02/01/12 07:52	02/08/12 14:14	1
2,4-Dichlorophenol	0.76	U	1.9	0.76	ug/L		02/01/12 07:52	02/08/12 14:14	1
Diethyl phthalate	0.76	U	0.95	0.57	ug/L		02/01/12 07:52	02/08/12 14:14	1
Indeno[1,2,3-cd]pyrene	0.095	U	0.19	0.095	ug/L		02/01/12 07:52	02/08/12 14:14	1
Isophorone	0.76	U	0.95	0.26	ug/L		02/01/12 07:52	02/08/12 14:14	1
2-Methylnaphthalene	0.095	U	0.19	0.095	ug/L		02/01/12 07:52	02/08/12 14:14	1
2-Methylphenol	0.76	U	0.95	0.76	ug/L		02/01/12 07:52	02/08/12 14:14	1
Naphthalene	0.095	U	0.19	0.095	ug/L		02/01/12 07:52	02/08/12 14:14	1
2-Nitroaniline	0.76	U	1.9	0.76	ug/L		02/01/12 07:52	02/08/12 14:14	1
3-Nitroaniline	0.76	U	1.9	0.27	ug/L		02/01/12 07:52	02/08/12 14:14	1
4-Nitroaniline	0.76	U	1.9	0.76	ug/L		02/01/12 07:52	02/08/12 14:14	1
Nitrobenzene	0.095	U	0.95	0.038	ug/L		02/01/12 07:52	02/08/12 14:14	1
2-Nitrophenol	0.76	U	1.9	0.27	ug/L		02/01/12 07:52	02/08/12 14:14	1
4-Nitrophenol	2.3	U	4.8	2.3	ug/L		02/01/12 07:52	02/08/12 14:14	1
Pyrene	0.095	U	0.19	0.095	ug/L		02/01/12 07:52	02/08/12 14:14	1
Pentachlorophenol	2.3	U	4.8	2.3	ug/L		02/01/12 07:52	02/08/12 14:14	1

Client: Environmental Quality Mgt., Inc.
Project/Site: RVAAP (OH)

TestAmerica Job ID: 240-8119-1

Client Sample ID: FWGEQUIPRINSE-1-1894-GW
Date Collected: 01/30/12 17:56
Date Received: 01/31/12 08:30

Lab Sample ID: 240-8119-28
Matrix: Water

Method: 8270C/DoD - Semivolatile Organic Compounds (GC/MS) (Continued)

Analyte	Result	Qualifier	LOQ	DL	Unit	D	Prepared	Analyzed	Dil Fac
Phenanthrene	0.095	U	0.19	0.095	ug/L		02/01/12 07:52	02/08/12 14:14	1
1,2,4-Trichlorobenzene	0.76	U	0.95	0.27	ug/L		02/01/12 07:52	02/08/12 14:14	1
2,4,5-Trichlorophenol	0.76	U	4.8	0.29	ug/L		02/01/12 07:52	02/08/12 14:14	1
2,4,6-Trichlorophenol	0.76	U	4.8	0.76	ug/L		02/01/12 07:52	02/08/12 14:14	1
Phenol	0.76	U	0.95	0.57	ug/L		02/01/12 07:52	02/08/12 14:14	1
Carbazole	0.76	U	0.95	0.27	ug/L		02/01/12 07:52	02/08/12 14:14	1
4-Chloroaniline	0.76	U	1.9	0.76	ug/L		02/01/12 07:52	02/08/12 14:14	1
3 & 4 Methylphenol	0.76	U	1.9	0.76	ug/L		02/01/12 07:52	02/08/12 14:14	1
Bis(2-ethylhexyl) phthalate	1.1	J	1.9	0.76	ug/L		02/01/12 07:52	02/08/12 14:14	1
Di-n-octyl phthalate	0.76	U	0.95	0.76	ug/L		02/01/12 07:52	02/08/12 14:14	1
4-Chloro-3-methylphenol	0.76	U	1.9	0.76	ug/L		02/01/12 07:52	02/08/12 14:14	1
2,2'-oxybis[1-chloropropane]	0.76	U	0.95	0.38	ug/L		02/01/12 07:52	02/08/12 14:14	1

Surrogate	*%Recovery*	*Qualifier*	*Limits*	*Prepared*	*Analyzed*	*Dil Fac*
2-Fluorobiphenyl (Surr)	*74*		*50 - 110*	*02/01/12 07:52*	*02/08/12 14:14*	*1*
2-Fluorophenol (Surr)	*82*		*20 - 110*	*02/01/12 07:52*	*02/08/12 14:14*	*1*
Nitrobenzene-d5 (Surr)	*84*		*40 - 110*	*02/01/12 07:52*	*02/08/12 14:14*	*1*
Terphenyl-d14 (Surr)	*89*		*50 - 135*	*02/01/12 07:52*	*02/08/12 14:14*	*1*
2,4,6-Tribromophenol (Surr)	*72*		*40 - 125*	*02/01/12 07:52*	*02/08/12 14:14*	*1*
Phenol-d5 (Surr)	*86*		*10 - 115*	*02/01/12 07:52*	*02/08/12 14:14*	*1*

Method: 8081/DOD - Organochlorine Pesticides (GC)

Analyte	Result	Qualifier	LOQ	DL	Unit	D	Prepared	Analyzed	Dil Fac
4,4'-DDD	0.0097	U	0.049	0.0093	ug/L		02/01/12 08:00	02/02/12 21:38	1
4,4'-DDE	0.0097	U	0.049	0.0094	ug/L		02/01/12 08:00	02/02/12 21:38	1
4,4'-DDT	0.029	U	0.049	0.016	ug/L		02/01/12 08:00	02/02/12 21:38	1
Aldrin	0.0097	U	0.029	0.0080	ug/L		02/01/12 08:00	02/02/12 21:38	1
alpha-BHC	0.0097	U	0.029	0.0068	ug/L		02/01/12 08:00	02/02/12 21:38	1
alpha-Chlordane	0.014	U	0.049	0.014	ug/L		02/01/12 08:00	02/02/12 21:38	1
beta-BHC	0.0097	U	0.049	0.0082	ug/L		02/01/12 08:00	02/02/12 21:38	1
delta-BHC	0.0097	U	0.049	0.0084	ug/L		02/01/12 08:00	02/02/12 21:38	1
Dieldrin	0.0097	U	0.029	0.0073	ug/L		02/01/12 08:00	02/02/12 21:38	1
Endosulfan I	0.013	U	0.049	0.013	ug/L		02/01/12 08:00	02/02/12 21:38	1
Endosulfan II	0.012	U	0.049	0.012	ug/L		02/01/12 08:00	02/02/12 21:38	1
Endosulfan sulfate	0.011	U	0.049	0.011	ug/L		02/01/12 08:00	02/02/12 21:38	1
Endrin	0.011	U	0.049	0.011	ug/L		02/01/12 08:00	02/02/12 21:38	1
Endrin aldehyde	0.011	U	0.049	0.011	ug/L		02/01/12 08:00	02/02/12 21:38	1
Endrin ketone	0.0097	U	0.049	0.0076	ug/L		02/01/12 08:00	02/02/12 21:38	1
gamma-BHC (Lindane)	0.0097	U	0.049	0.0062	ug/L		02/01/12 08:00	02/02/12 21:38	1
gamma-Chlordane	0.012	U	0.049	0.012	ug/L		02/01/12 08:00	02/02/12 21:38	1
Heptachlor	0.0097	U	0.029	0.0078	ug/L		02/01/12 08:00	02/02/12 21:38	1
Heptachlor epoxide	0.0097	U	0.029	0.0069	ug/L		02/01/12 08:00	02/02/12 21:38	1
Methoxychlor	0.031	U	0.097	0.031	ug/L		02/01/12 08:00	02/02/12 21:38	1
Toxaphene	0.49	U	1.9	0.31	ug/L		02/01/12 08:00	02/02/12 21:38	1

Surrogate	*%Recovery*	*Qualifier*	*Limits*	*Prepared*	*Analyzed*	*Dil Fac*
DCB Decachlorobiphenyl	*66*		*30 - 135*	*02/01/12 08:00*	*02/02/12 21:38*	*1*
DCB Decachlorobiphenyl	*64*		*30 - 135*	*02/01/12 08:00*	*02/02/12 21:38*	*1*
Tetrachloro-m-xylene	*83*		*25 - 140*	*02/01/12 08:00*	*02/02/12 21:38*	*1*
Tetrachloro-m-xylene	*75*		*25 - 140*	*02/01/12 08:00*	*02/02/12 21:38*	*1*

Client: Environmental Quality Mgt., Inc.
Project/Site: RVAAP (OH)

TestAmerica Job ID: 240-8119-1

Client Sample ID: FWGEQUIPRINSE-1-1894-GW
Date Collected: 01/30/12 17:56
Date Received: 01/31/12 08:30

Lab Sample ID: 240-8119-28
Matrix: Water

Method: 8082/DOD - Polychlorinated Biphenyls (PCBs) by Gas Chromatography

Analyte	Result	Qualifier	LOQ	DL	Unit	D	Prepared	Analyzed	Dil Fac
Aroclor-1016	0.19	U	0.49	0.17	ug/L		02/01/12 07:58	02/02/12 19:01	1
Aroclor-1221	0.19	U	0.49	0.13	ug/L		02/01/12 07:58	02/02/12 19:01	1
Aroclor-1232	0.19	U	0.49	0.16	ug/L		02/01/12 07:58	02/02/12 19:01	1
Aroclor-1242	0.39	U	0.49	0.21	ug/L		02/01/12 07:58	02/02/12 19:01	1
Aroclor-1248	0.19	U	0.49	0.097	ug/L		02/01/12 07:58	02/02/12 19:01	1
Aroclor-1254	0.19	U	0.49	0.16	ug/L		02/01/12 07:58	02/02/12 19:01	1
Aroclor-1260	0.19	U	0.49	0.17	ug/L		02/01/12 07:58	02/02/12 19:01	1

Surrogate	*%Recovery*	*Qualifier*	*Limits*	*Prepared*	*Analyzed*	*Dil Fac*
Tetrachloro-m-xylene	*73*		*40 - 140*	*02/01/12 07:58*	*02/02/12 19:01*	*1*
Tetrachloro-m-xylene	*75*		*40 - 140*	*02/01/12 07:58*	*02/02/12 19:01*	*1*
DCB Decachlorobiphenyl	*70*		*40 - 135*	*02/01/12 07:58*	*02/02/12 19:01*	*1*
DCB Decachlorobiphenyl	*71*		*40 - 135*	*02/01/12 07:58*	*02/02/12 19:01*	*1*

Method: 8330 (Modified) - Organic Compounds by UV/HPLC - Dissolved

Analyte	Result	Qualifier	LOQ	DL	Unit	D	Prepared	Analyzed	Dil Fac
Nitroguanidine	6.0 U		20	2.4	ug/L		02/03/12 09:00	02/09/12 13:10	1

Method: 8330/8330A - Nitroaromatics & Nitramines: Explosives (8330/A)

Analyte	Result	Qualifier	LOQ	DL	Unit	D	Prepared	Analyzed	Dil Fac
Nitroglycerin	0.50 U		0.65	0.33	ug/L		02/03/12 07:30	02/08/12 07:29	1
PETN	0.50 U		0.65	0.30	ug/L		02/03/12 07:30	02/08/12 07:29	1
2-Amino-4,6-dinitrotoluene	0.10 U		0.20	0.10	ug/L		02/03/12 07:30	02/08/12 07:29	1
4 Amino 2,6 dinitrotoluene	0.050 U		0.10	0.050	ug/L		02/03/12 07:30	02/08/12 07:29	1
1,3-Dinitrobenzene	0.050 U		0.10	0.050	ug/L		02/03/12 07:30	02/08/12 07:29	1
2,4-Dinitrotoluene	0.050 U		0.10	0.050	ug/L		02/03/12 07:30	02/08/12 07:29	1
2,6-Dinitrotoluene	0.050 U		0.10	0.050	ug/L		02/03/12 07:30	02/08/12 07:29	1
HMX	0.050 U		0.10	0.036	ug/L		02/03/12 07:30	02/08/12 07:29	1
Nitrobenzene	0.050 U		0.10	0.050	ug/L		02/03/12 07:30	02/08/12 07:29	1
2-Nitrotoluene	0.10 U		0.50	0.088	ug/L		02/03/12 07:30	02/08/12 07:29	1
3-Nitrotoluene	0.10 U		0.50	0.057	ug/L		02/03/12 07:30	02/08/12 07:29	1
4-Nitrotoluene	0.10 U		0.65	0.088	ug/L		02/03/12 07:30	02/08/12 07:29	1
RDX	0.050 U		0.10	0.036	ug/L		02/03/12 07:30	02/08/12 07:29	1
Tetryl	0.050 U		0.10	0.050	ug/L		02/03/12 07:30	02/08/12 07:29	1
1,3,5-Trinitrobenzene	0.050 U		0.10	0.030	ug/L		02/03/12 07:30	02/08/12 07:29	1
2,4,6-Trinitrotoluene	0.050 U		0.10	0.050	ug/L		02/03/12 07:30	02/08/12 07:29	1

Surrogate	*%Recovery*	*Qualifier*	*Limits*	*Prepared*	*Analyzed*	*Dil Fac*
3,4-Dinitrotoluene	*97*		*79 - 111*	*02/03/12 07:30*	*02/08/12 07:29*	*1*

Method: 6010B/DOD - Metals (ICP) - Total Recoverable

Analyte	Result	Qualifier	LOQ	DL	Unit	D	Prepared	Analyzed	Dil Fac
Arsenic	10	U	10	3.3	ug/L		02/08/12 09:22	02/09/12 11:09	1
Chromium	4.0	U	7.0	1.4	ug/L		02/08/12 09:22	02/09/12 11:09	1
Cobalt	4.0	U	7.0	1.5	ug/L		02/08/12 09:22	02/09/12 11:09	1
Lead	5.0	U	10	1.7	ug/L		02/08/12 09:22	02/09/12 11:09	1
Selenium	10	U	15	4.0	ug/L		02/08/12 09:22	02/09/12 11:09	1
Silver	5.0	U	7.0	1.7	ug/L		02/08/12 09:22	02/09/12 11:09	1
Vanadium	4.0	U	7.0	1.3	ug/L		02/08/12 09:22	02/09/12 11:09	1
Barium	5.0	U	200	2.8	ug/L		02/08/12 09:22	02/09/12 11:09	1
Calcium	1000	U	5000	630	ug/L		02/08/12 09:22	02/09/12 11:09	1
Copper	10	U	25	4.4	ug/L		02/08/12 09:22	02/09/12 11:09	1

Client: Environmental Quality Mgt., Inc.
Project/Site: RVAAP (OH)

TestAmerica Job ID: 240-8119-1

Client Sample ID: FWGEQUIPRINSE-1-1894-GW
Date Collected: 01/30/12 17:56
Date Received: 01/31/12 08:30

Lab Sample ID: 240-8119-28
Matrix: Water

Method: 6010B/DOD - Metals (ICP) - Total Recoverable (Continued)

Analyte	Result	Qualifier	LOQ	DL	Unit	D	Prepared	Analyzed	Dil Fac
Magnesium	170	J	5000	120	ug/L		02/08/12 09:22	02/09/12 11:09	1
Manganese	5.0	U	15	1.8	ug/L		02/08/12 09:22	02/09/12 11:09	1
Nickel	5.0	U	40	2.2	ug/L		02/08/12 09:22	02/09/12 11:09	1
Potassium	900	U	5000	300	ug/L		02/08/12 09:22	02/09/12 11:09	1

Method: 6020/DOD - Metals (ICP/MS) - Total Recoverable

Analyte	Result	Qualifier	LOQ	DL	Unit	D	Prepared	Analyzed	Dil Fac
Aluminum	60	U	60	20	ug/L		02/08/12 09:22	02/10/12 12:11	1
Antimony	0.50	U	2.0	0.21	ug/L		02/08/12 09:22	02/10/12 12:11	1
Beryllium	0.10	U	1.0	0.033	ug/L		02/08/12 09:22	02/10/12 12:11	1
Cadmium	0.070	U	2.0	0.023	ug/L		02/08/12 09:22	02/10/12 12:11	1
Iron	100	U	150	44	ug/L		02/08/12 09:22	02/10/12 12:11	1
Sodium	400	U	1000	160	ug/L		02/08/12 09:22	02/10/12 12:11	1
Thallium	1.0	U	2.0	0.32	ug/L		02/08/12 09:22	02/10/12 12:11	1
Zinc	20	U	40	8.8	ug/L		02/08/12 09:22	02/10/12 12:11	1

Method: 7470A/DOD - Mercury (CVAA)

Analyte	Result	Qualifier	LOQ	DL	Unit	D	Prepared	Analyzed	Dil Fac
Hg	0.20	U	0.20	0.12	ug/L		02/06/12 13:15	02/08/12 13:32	1

General Chemistry

Analyte	Result	Qualifier	LOQ	DL	Unit	D	Prepared	Analyzed	Dil Fac
Nitrate-Nitrite	0.0091	J	0.050	0.0053	mg/L		02/15/12 00:00	02/15/12 11:40	1
Cyanide, Total	0.010	U	0.010	0.0050	mg/L		02/08/12 09:44	02/08/12 13:14	1
Nitrocellulose	1.0	U	2.0	0.48	mg/L		02/09/12 15:01	02/10/12 13:15	1

Method: 8260B/DoD - Volatile Organic Compounds (GC/MS)

Lab Sample ID: MB 240-32417/5
Matrix: Water
Analysis Batch: 32417

Client Sample ID: Method Blank
Prep Type: Total/NA

Analyte	MB Result	MB Qualifier	LOQ	DL	Unit	D	Prepared	Analyzed	Dil Fac
1,1,1-Trichloroethane	0.25	U	1.0	0.22	ug/L			02/02/12 12:24	1
1,1,2,2-Tetrachloroethane	0.25	U	1.0	0.18	ug/L			02/02/12 12:24	1
1,1,2-Trichloroethane	0.50	U	1.0	0.27	ug/L			02/02/12 12:24	1
1,1-Dichloroethane	0.25	U	1.0	0.15	ug/L			02/02/12 12:24	1
1,1-Dichloroethene	0.25	U	1.0	0.19	ug/L			02/02/12 12:24	1
1,2-Dichloroethane	0.25	U	1.0	0.22	ug/L			02/02/12 12:24	1
1,2-Dichloroethene, Total	0.50	U	2.0	0.34	ug/L			02/02/12 12:24	1
1,2-Dichloropropane	0.25	U	1.0	0.18	ug/L			02/02/12 12:24	1
2 Hexanone	0.50	U	10	0.41	ug/L			02/02/12 12:24	1
Bromochloromethane	0.50	U	1.0	0.29	ug/L			02/02/12 12:24	1
Acetone	1.1	U	10	1.1	ug/L			02/02/12 12:24	1
Benzene	0.25	U	1.0	0.13	ug/L			02/02/12 12:24	1
Bromoform	0.64	U	1.0	0.64	ug/L			02/02/12 12:24	1
Bromomethane	0.50	U	1.0	0.41	ug/L			02/02/12 12:24	1
Carbon disulfide	0.25	U	1.0	0.13	ug/L			02/02/12 12:24	1
Carbon tetrachloride	0.25	U	1.0	0.13	ug/L			02/02/12 12:24	1
Chlorobenzene	0.25	U	1.0	0.15	ug/L			02/02/12 12:24	1
Chloroethane	0.50	U	1.0	0.29	ug/L			02/02/12 12:24	1
Chloroform	0.25	U	1.0	0.16	ug/L			02/02/12 12:24	1
Chloromethane	0.50	U	1.0	0.30	ug/L			02/02/12 12:24	1
cis-1,2-Dichloroethene	0.25	U	1.0	0.17	ug/L			02/02/12 12:24	1
cis-1,3-Dichloropropene	0.25	U	1.0	0.14	ug/L			02/02/12 12:24	1
Bromodichloromethane	0.25	U	1.0	0.15	ug/L			02/02/12 12:24	1
Ethylbenzene	0.25	U	1.0	0.17	ug/L			02/02/12 12:24	1
1,2-Dibromoethane	0.25	U	1.0	0.24	ug/L			02/02/12 12:24	1
m-Xylene & p-Xylene	0.50	U	2.0	0.24	ug/L			02/02/12 12:24	1
2-Butanone (MEK)	0.57	U	10	0.57	ug/L			02/02/12 12:24	1
4-Methyl-2-pentanone (MIBK)	0.50	U	10	0.32	ug/L			02/02/12 12:24	1
Methylene Chloride	1.44		1.0	0.33	ug/L			02/02/12 12:24	1
o-Xylene	0.25	U	1.0	0.14	ug/L			02/02/12 12:24	1
Styrene	0.25	U	1.0	0.11	ug/L			02/02/12 12:24	1
Tetrachloroethene	0.50	U	1.0	0.29	ug/L			02/02/12 12:24	1
Toluene	0.25	U	1.0	0.13	ug/L			02/02/12 12:24	1
trans-1,2-Dichloroethene	0.25	U	1.0	0.19	ug/L			02/02/12 12:24	1
trans-1,3-Dichloropropene	0.25	U	1.0	0.19	ug/L			02/02/12 12:24	1
Trichloroethene	0.25	U	1.0	0.17	ug/L			02/02/12 12:24	1
Vinyl chloride	0.25	U	1.0	0.22	ug/L			02/02/12 12:24	1
Xylenes, Total	0.75	U	2.0	0.28	ug/L			02/02/12 12:24	1
Dibromochloromethane	0.25	U	1.0	0.18	ug/L			02/02/12 12:24	1

Surrogate	*MB %Recovery*	*MB Qualifier*	*Limits*	*Prepared*	*Analyzed*	*Dil Fac*
1,2-Dichloroethane-d4 (Surr)	*96*		*70 - 120*		*02/02/12 12:24*	*1*
4-Bromofluorobenzene (Surr)	*84*		*75 - 120*		*02/02/12 12:24*	*1*
Toluene-d8 (Surr)	*95*		*85 - 120*		*02/02/12 12:24*	*1*
Dibromofluoromethane (Surr)	*96*		*85 - 115*		*02/02/12 12:24*	*1*

Method: 8260B/DoD - Volatile Organic Compounds (GC/MS) (Continued)

Lab Sample ID: LCS 240-32417/4
Matrix: Water
Analysis Batch: 32417

Client Sample ID: Lab Control Sample
Prep Type: Total/NA

Analyte	Spike Added	LCS Result	LCS Qualifier	Unit	D	%Rec	%Rec. Limits
1,1,1-Trichloroethane	10.0	9.54		ug/L		95	65 - 130
1,1,2,2-Tetrachloroethane	10.0	8.75		ug/L		88	65 - 130
1,1,2-Trichloroethane	10.0	8.80		ug/L		88	75 - 125
1,1-Dichloroethane	10.0	9.09		ug/L		91	70 - 135
1,1-Dichloroethene	10.0	10.0		ug/L		100	70 - 130
1,2-Dichloroethane	10.0	8.93		ug/L		89	70 - 130
1,2-Dichloroethene, Total	20.0	18.1		ug/L		91	82 - 114
1,2-Dichloropropane	10.0	9.22		ug/L		92	75 - 125
2 Hexanone	20.0	18.1		ug/L		91	55 - 130
Bromochloromethane	10.0	8.74		ug/L		87	65 - 130
Acetone	20.0	15.6		ug/L		78	40 - 140
Benzene	10.0	9.13		ug/L		91	80 - 120
Bromoform	10.0	9.23		ug/L		92	70 - 130
Bromomethane	10.0	8.95		ug/L		90	30 - 145
Carbon disulfide	10.0	9.61		ug/L		96	35 - 160
Carbon tetrachloride	10.0	9.92		ug/L		99	65 - 140
Chlorobenzene	10.0	8.82		ug/L		88	80 - 120
Chloroethane	10.0	8.95		ug/L		90	60 - 135
Chloroform	10.0	8.92		ug/L		89	65 - 135
Chloromethane	10.0	8.89		ug/L		89	40 - 125
cis-1,2-Dichloroethene	10.0	8.80		ug/L		88	70 - 125
cis-1,3-Dichloropropene	10.0	8.56		ug/L		86	70 - 130
Bromodichloromethane	10.0	9.08		ug/L		91	75 - 120
Ethylbenzene	10.0	9.25		ug/L		93	75 - 125
1,2-Dibromoethane	10.0	8.96		ug/L		90	80 - 120
m-Xylene & p-Xylene	20.0	18.5		ug/L		93	75 - 130
2-Butanone (MEK)	20.0	16.4		ug/L		82	30 - 150
4-Methyl-2-pentanone (MIBK)	20.0	18.0		ug/L		90	60 - 135
Methylene Chloride	10.0	10.0		ug/L		100	55 - 140
o-Xylene	10.0	9.24		ug/L		92	80 - 120
Styrene	10.0	8.48		ug/L		85	65 - 135
Tetrachloroethene	10.0	9.32		ug/L		93	45 - 150
Toluene	10.0	9.19		ug/L		92	75 - 120
trans-1,2-Dichloroethene	10.0	9.33		ug/L		93	60 - 140
trans-1,3-Dichloropropene	10.0	9.02		ug/L		90	55 - 140
Trichloroethene	10.0	8.89		ug/L		89	70 - 125
Vinyl chloride	10.0	8.75		ug/L		88	50 - 145
Xylenes, Total	30.0	27.7		ug/L		92	75 - 130
Dibromochloromethane	10.0	9.10		ug/L		91	60 - 135

Surrogate	*LCS %Recovery*	*LCS Qualifier*	*Limits*
1,2-Dichloroethane-d4 (Surr)	*96*		*70 - 120*
4-Bromofluorobenzene (Surr)	*100*		*75 - 120*
Toluene-d8 (Surr)	*99*		*85 - 120*
Dibromofluoromethane (Surr)	*93*		*85 - 115*

Method: 8260B/DoD - Volatile Organic Compounds (GC/MS) (Continued)

Lab Sample ID: MRL 240-32417/20 MRL
Matrix: Water
Analysis Batch: 32417

Client Sample ID: Lab Control Sample
Prep Type: Total/NA

Analyte	Spike Added	MRL Result	MRL Qualifier	Unit	D	%Rec	%Rec. Limits
1,1,1-Trichloroethane	0.00100	0.000940	J	ng/uL		94	70 - 130
1,1,2,2-Tetrachloroethane	0.00100	0.00105		ng/uL		105	70 - 130
1,1,2-Trichloroethane	0.00100	0.00100		ng/uL		100	70 - 130
1,1-Dichloroethane	0.00100	0.000978	J	ng/uL		98	70 - 130
1,1-Dichloroethene	0.00100	0.000990	J	ng/uL		99	70 - 130
1,2-Dichloroethane	0.00100	0.00103		ng/uL		103	70 - 130
1,2-Dichloroethene, Total	0.00200	0.00196	J	ng/uL		98	70 - 130
1,2-Dichloropropane	0.00100	0.000976	J	ng/uL		98	70 - 130
2 Hexanone	0.0100	0.00877	J	ng/uL		88	70 - 130
Bromochloromethane	0.00100	0.000982	J	ng/uL		98	70 - 130
Acetone	0.0100	0.00803	J	ng/uL		80	70 - 130
Benzene	0.00100	0.000985	J	ng/uL		99	70 - 130
Bromoform	0.00100	0.000823	J	ng/uL		82	70 - 130
Bromomethane	0.00100	0.00109		ng/uL		109	70 - 130
Carbon disulfide	0.00100	0.000954	J	ng/uL		95	70 - 130
Carbon tetrachloride	0.00100	0.000960	J	ng/uL		96	70 - 130
Chlorobenzene	0.00100	0.000940	J	ng/uL		94	70 - 130
Chloroethane	0.00100	0.00117		ng/uL		117	70 - 130
Chloroform	0.00100	0.000982	J	ng/uL		98	70 - 130
Chloromethane	0.00100	0.00106		ng/uL		106	70 - 130
cis-1,2-Dichloroethene	0.00100	0.000988	J	ng/uL		99	70 - 130
cis-1,3-Dichloropropene	0.00100	0.000780	J	ng/uL		78	70 - 130
Bromodichloromethane	0.00100	0.00100		ng/uL		100	70 - 130
Ethylbenzene	0.00100	0.000766	J	ng/uL		77	70 - 130
1,2-Dibromoethane	0.00100	0.000899	J	ng/uL		90	70 - 130
m-Xylene & p-Xylene	0.00200	0.00148	J	ng/uL		74	70 - 130
2-Butanone (MEK)	0.0100	0.00874	J	ng/uL		87	70 - 130
4-Methyl-2-pentanone (MIBK)	0.0100	0.00923	J	ng/uL		92	70 - 130
Methylene Chloride	0.00100	0.00268	^	ng/uL		268	70 - 130
o-Xylene	0.00100	0.000707	J	ng/uL		71	70 - 130
Styrene	0.00100	0.00104		ng/uL		104	70 - 130
Tetrachloroethene	0.00100	0.000919	J	ng/uL		92	70 - 130
Toluene	0.00100	0.000979	J	ng/uL		98	70 - 130
trans-1,2-Dichloroethene	0.00100	0.000969	J	ng/uL		97	70 - 130
trans-1,3-Dichloropropene	0.00100	0.000770	J	ng/uL		77	70 - 130
Trichloroethene	0.00100	0.000970	J	ng/uL		97	70 - 130
Vinyl chloride	0.00100	0.00105		ng/uL		105	70 - 130
Xylenes, Total	0.00300	0.00219		ng/uL		73	70 - 130
Dibromochloromethane	0.00100	0.000899	J	ng/uL		90	70 - 130

Surrogate	*MRL %Recovery*	*MRL Qualifier*	*Limits*
1,2-Dichloroethane-d4 (Surr)	*96*		*70 - 130*
4-Bromofluorobenzene (Surr)	*89*		*70 - 130*
Toluene-d8 (Surr)	*100*		*70 - 130*
Dibromofluoromethane (Surr)	*100*		*70 - 130*

Method: 8260B/DoD - Volatile Organic Compounds (GC/MS) (Continued)

Lab Sample ID: MRL 240-32417/3 MRL
Matrix: Water
Analysis Batch: 32417

Client Sample ID: Lab Control Sample
Prep Type: Total/NA

Analyte	Spike Added	MRL Result	MRL Qualifier	Unit	D	%Rec	%Rec. Limits
1,1,1-Trichloroethane	0.00100	0.000935	J	ng/uL		94	70 - 130
1,1,2,2-Tetrachloroethane	0.00100	0.000967	J	ng/uL		97	70 - 130
1,1,2-Trichloroethane	0.00100	0.000934	J	ng/uL		93	70 - 130
1,1-Dichloroethane	0.00100	0.000954	J	ng/uL		95	70 - 130
1,1-Dichloroethene	0.00100	0.00107		ng/uL		107	70 - 130
1,2-Dichloroethane	0.00100	0.000965	J	ng/uL		96	70 - 130
1,2-Dichloroethene, Total	0.00200	0.00192	J	ng/uL		96	70 - 130
1,2-Dichloropropane	0.00100	0.000949	J	ng/uL		95	70 - 130
2 Hexanone	0.0100	0.00846	J	ng/uL		85	70 - 130
Bromochloromethane	0.00100	0.000961	J	ng/uL		96	70 - 130
Acetone	0.0100	0.00815	J	ng/uL		82	70 - 130
Benzene	0.00100	0.000954	J	ng/uL		95	70 - 130
Bromoform	0.00100	0.000878	J	ng/uL		88	70 - 130
Bromomethane	0.00100	0.00116		ng/uL		116	70 - 130
Carbon disulfide	0.00100	0.000975	J	ng/uL		98	70 - 130
Carbon tetrachloride	0.00100	0.00102		ng/uL		102	70 - 130
Chlorobenzene	0.00100	0.000966	J	ng/uL		97	70 - 130
Chloroethane	0.00100	0.00110		ng/uL		110	70 - 130
Chloroform	0.00100	0.000948	J	ng/uL		95	70 - 130
Chloromethane	0.00100	0.00102		ng/uL		102	70 - 130
cis-1,2-Dichloroethene	0.00100	0.000950	J	ng/uL		95	70 - 130
cis-1,3-Dichloropropene	0.00100	0.000851	J	ng/uL		85	70 - 130
Bromodichloromethane	0.00100	0.000931	J	ng/uL		93	70 - 130
Ethylbenzene	0.00100	0.000873	J	ng/uL		87	70 - 130
1,2-Dibromoethane	0.00100	0.000911	J	ng/uL		91	70 - 130
m-Xylene & p-Xylene	0.00200	0.00156	J	ng/uL		78	70 - 130
2-Butanone (MEK)	0.0100	0.00868	J	ng/uL		87	70 - 130
4-Methyl-2-pentanone (MIBK)	0.0100	0.00863	J	ng/uL		86	70 - 130
Methylene Chloride	0.00100	0.00235	^	ng/uL		235	70 - 130
o-Xylene	0.00100	0.000700	J	ng/uL		70	70 - 130
Styrene	0.00100	0.00108		ng/uL		108	70 - 130
Tetrachloroethene	0.00100	0.000935	J	ng/uL		93	70 - 130
Toluene	0.00100	0.000967	J	ng/uL		97	70 - 130
trans-1,2-Dichloroethene	0.00100	0.000974	J	ng/uL		97	70 - 130
trans-1,3-Dichloropropene	0.00100	0.000834	J	ng/uL		83	70 - 130
Trichloroethene	0.00100	0.00103		ng/uL		103	70 - 130
Vinyl chloride	0.00100	0.00100		ng/uL		100	70 - 130
Xylenes, Total	0.00300	0.00226		ng/uL		75	70 - 130
Dibromochloromethane	0.00100	0.000892	J	ng/uL		89	70 - 130

Surrogate	*MRL %Recovery*	*MRL Qualifier*	*Limits*
1,2-Dichloroethane-d4 (Surr)	*97*		*70 - 130*
4-Bromofluorobenzene (Surr)	*89*		*70 - 130*
Toluene-d8 (Surr)	*100*		*70 - 130*
Dibromofluoromethane (Surr)	*98*		*70 - 130*

Method: 8260B/DoD - Volatile Organic Compounds (GC/MS) (Continued)

Lab Sample ID: 240-8119-15 MS
Matrix: Water
Analysis Batch: 32417

Client Sample ID: FWGRQLMW-008C-1883-GW
Prep Type: Total/NA

Analyte	Sample Result	Sample Qualifier	Spike Added	MS Result	MS Qualifier	Unit	D	%Rec	%Rec. Limits
1,1,1-Trichloroethane	0.25	U	10.0	9.56		ug/L		96	65 - 130
1,1,2,2-Tetrachloroethane	0.25	U	10.0	9.17		ug/L		92	65 - 130
1,1,2-Trichloroethane	0.50	U	10.0	9.34		ug/L		93	75 - 125
1,1-Dichloroethane	0.25	U	10.0	9.58		ug/L		96	70 - 135
1,1-Dichloroethene	0.25	U	10.0	10.3		ug/L		103	70 - 130
1,2-Dichloroethane	0.25	U	10.0	9.42		ug/L		94	70 - 130
1,2-Dichloroethene, Total	0.50	U	20.0	19.0		ug/L		95	75 - 119
1,2-Dichloropropane	0.25	U	10.0	9.68		ug/L		97	75 - 125
2 Hexanone	0.50	U	20.0	20.4		ug/L		102	55 - 130
Bromochloromethane	0.50	U	10.0	9.13		ug/L		91	65 - 130
Acetone	1.1	U	20.0	16.8		ug/L		84	40 - 140
Benzene	0.25	U	10.0	9.61		ug/L		96	80 - 120
Bromoform	0.64	U	10.0	9.57		ug/L		96	70 - 130
Bromomethane	0.50	U	10.0	9.24		ug/L		92	30 - 145
Carbon disulfide	0.25	U	10.0	10.1		ug/L		101	35 - 160
Carbon tetrachloride	0.25	U	10.0	9.78		ug/L		98	65 - 140
Chlorobenzene	0.25	U	10.0	9.31		ug/L		93	80 - 120
Chloroethane	0.50	U	10.0	9.62		ug/L		96	60 - 135
Chloroform	0.25	U	10.0	9.48		ug/L		95	65 - 135
Chloromethane	0.50	U	10.0	9.15		ug/L		92	40 - 125
cis-1,2-Dichloroethene	0.25	U	10.0	9.27		ug/L		93	70 - 125
cis-1,3-Dichloropropene	0.25	U	10.0	8.45		ug/L		85	70 - 130
Bromodichloromethane	0.25	U	10.0	9.24		ug/L		92	75 - 120
Ethylbenzene	0.25	U	10.0	9.54		ug/L		95	75 - 125
1,2-Dibromoethane	0.25	U	10.0	9.60		ug/L		96	80 - 120
m-Xylene & p-Xylene	0.50	U	20.0	19.1		ug/L		96	75 - 130
2-Butanone (MEK)	0.57	U	20.0	17.7		ug/L		89	30 - 150
4-Methyl-2-pentanone (MIBK)	0.50	U	20.0	19.8		ug/L		99	60 - 135
Methylene Chloride	0.50	U	10.0	9.27		ug/L		93	55 - 140
o-Xylene	0.25	U	10.0	9.55		ug/L		96	80 - 120
Styrene	0.25	U	10.0	8.78		ug/L		88	65 - 135
Tetrachloroethene	0.50	U	10.0	9.59		ug/L		96	45 - 150
Toluene	0.25	U	10.0	9.58		ug/L		96	75 - 120
trans-1,2-Dichloroethene	0.25	U	10.0	9.72		ug/L		97	60 - 140
trans-1,3-Dichloropropene	0.25	U	10.0	9.20		ug/L		92	55 - 140
Trichloroethene	0.25	U	10.0	9.27		ug/L		93	70 - 125
Vinyl chloride	0.25	U	10.0	9.06		ug/L		91	50 - 145
Xylenes, Total	0.75	U	30.0	28.7		ug/L		96	75 - 130
Dibromochloromethane	0.25	U	10.0	9.45		ug/L		95	60 - 135

Surrogate	*MS %Recovery*	*MS Qualifier*	*Limits*
1,2-Dichloroethane-d4 (Surr)	*98*		*70 - 120*
4-Bromofluorobenzene (Surr)	*100*		*75 - 120*
Toluene-d8 (Surr)	*101*		*85 - 120*
Dibromofluoromethane (Surr)	*96*		*85 - 115*

Method: 8260B/DoD - Volatile Organic Compounds (GC/MS) (Continued)

Lab Sample ID: 240-8119-15 MSD
Matrix: Water
Analysis Batch: 32417

Client Sample ID: FWGRQLMW-008C-1883-GW
Prep Type: Total/NA

Analyte	Sample Result	Sample Qualifier	Spike Added	MSD Result	MSD Qualifier	Unit	D	%Rec	%Rec. Limits	RPD	RPD Limit
1,1,1-Trichloroethane	0.25	U	10.0	9.91		ug/L		99	65 - 130	4	30
1,1,2,2-Tetrachloroethane	0.25	U	10.0	9.30		ug/L		93	65 - 130	1	30
1,1,2-Trichloroethane	0.50	U	10.0	9.55		ug/L		96	75 - 125	2	30
1,1-Dichloroethane	0.25	U	10.0	10.0		ug/L		100	70 - 135	4	30
1,1-Dichloroethene	0.25	U	10.0	10.4		ug/L		104	70 - 130	1	30
1,2-Dichloroethane	0.25	U	10.0	9.76		ug/L		98	70 - 130	4	30
1,2-Dichloroethene, Total	0.50	U	20.0	19.6		ug/L		98	75 - 119	3	30
1,2-Dichloropropane	0.25	U	10.0	10.1		ug/L		101	75 - 125	4	30
2 Hexanone	0.50	U	20.0	20.7		ug/L		104	55 - 130	1	30
Bromochloromethane	0.50	U	10.0	9.43		ug/L		94	65 - 130	3	30
Acetone	1.1	U	20.0	15.8		ug/L		79	40 - 140	6	30
Benzene	0.25	U	10.0	9.84		ug/L		98	80 - 120	2	30
Bromoform	0.64	U	10.0	9.75		ug/L		98	70 - 130	2	30
Bromomethane	0.50	U	10.0	9.30		ug/L		93	30 - 145	1	30
Carbon disulfide	0.25	U	10.0	10.3		ug/L		103	35 - 160	2	30
Carbon tetrachloride	0.25	U	10.0	10.1		ug/L		101	65 - 140	3	30
Chlorobenzene	0.25	U	10.0	9.58		ug/L		96	80 - 120	3	30
Chloroethane	0.50	U	10.0	9.62		ug/L		96	60 - 135	0	30
Chloroform	0.25	U	10.0	9.69		ug/L		97	65 - 135	2	30
Chloromethane	0.50	U	10.0	9.45		ug/L		95	40 - 125	3	30
cis-1,2-Dichloroethene	0.25	U	10.0	9.58		ug/L		96	70 - 125	3	30
cis-1,3-Dichloropropene	0.25	U	10.0	8.81		ug/L		88	70 - 130	4	30
Bromodichloromethane	0.25	U	10.0	9.60		ug/L		96	75 - 120	4	30
Ethylbenzene	0.25	U	10.0	9.95		ug/L		100	75 - 125	4	30
1,2-Dibromoethane	0.25	U	10.0	9.73		ug/L		97	80 - 120	1	30
m-Xylene & p-Xylene	0.50	U	20.0	19.6		ug/L		98	75 - 130	3	30
2-Butanone (MEK)	0.57	U	20.0	17.5		ug/L		88	30 - 150	1	30
4-Methyl-2-pentanone (MIBK)	0.50	U	20.0	20.1		ug/L		101	60 - 135	2	30
Methylene Chloride	0.50	U	10.0	9.51		ug/L		95	55 - 140	3	30
o-Xylene	0.25	U	10.0	10.0		ug/L		100	80 - 120	5	30
Styrene	0.25	U	10.0	9.07		ug/L		91	65 - 135	3	30
Tetrachloroethene	0.50	U	10.0	9.81		ug/L		98	45 - 150	2	30
Toluene	0.25	U	10.0	9.95		ug/L		100	75 - 120	4	30
trans-1,2-Dichloroethene	0.25	U	10.0	10.0		ug/L		100	60 - 140	3	30
trans-1,3-Dichloropropene	0.25	U	10.0	9.63		ug/L		96	55 - 140	5	30
Trichloroethene	0.25	U	10.0	9.45		ug/L		95	70 - 125	2	30
Vinyl chloride	0.25	U	10.0	9.35		ug/L		94	50 - 145	3	30
Xylenes, Total	0.75	U	30.0	29.6		ug/L		99	75 - 130	3	30
Dibromochloromethane	0.25	U	10.0	9.55		ug/L		96	60 - 135	1	30

Surrogate	*MSD %Recovery*	*MSD Qualifier*	*Limits*
1,2-Dichloroethane-d4 (Surr)	*96*		*70 - 120*
4-Bromofluorobenzene (Surr)	*102*		*75 - 120*
Toluene-d8 (Surr)	*100*		*85 - 120*
Dibromofluoromethane (Surr)	*95*		*85 - 115*

Method: 8270C/DoD - Semivolatile Organic Compounds (GC/MS)

Lab Sample ID: MB 240-32161/1-A
Matrix: Water
Analysis Batch: 33112

Client Sample ID: Method Blank
Prep Type: Total/NA
Prep Batch: 32161

Analyte	MB Result	MB Qualifier	LOQ	DL	Unit	D	Prepared	Analyzed	Dil Fac
Acenaphthene	0.10	U	0.20	0.10	ug/L		02/01/12 07:52	02/08/12 09:49	1
Acenaphthylene	0.10	U	0.20	0.10	ug/L		02/01/12 07:52	02/08/12 09:49	1
Anthracene	0.10	U	0.20	0.10	ug/L		02/01/12 07:52	02/08/12 09:49	1
Benzo[a]anthracene	0.10	U	0.20	0.10	ug/L		02/01/12 07:52	02/08/12 09:49	1
Benzoic acid	10	U	25	10	ug/L		02/01/12 07:52	02/08/12 09:49	1
Benzo[b]fluoranthene	0.10	U	0.20	0.10	ug/L		02/01/12 07:52	02/08/12 09:49	1
Benzo[k]fluoranthene	0.10	U	0.20	0.10	ug/L		02/01/12 07:52	02/08/12 09:49	1
Benzyl alcohol	0.80	U	5.0	0.38	ug/L		02/01/12 07:52	02/08/12 09:49	1
Bis(2-chloroethoxy)methane	0.80	U	1.0	0.32	ug/L		02/01/12 07:52	02/08/12 09:49	1
Bis(2-chloroethyl)ether	0.10	U	1.0	0.10	ug/L		02/01/12 07:52	02/08/12 09:49	1
4-Bromophenyl phenyl ether	0.80	U	2.0	0.80	ug/L		02/01/12 07:52	02/08/12 09:49	1
Butyl benzyl phthalate	0.80	U	1.0	0.80	ug/L		02/01/12 07:52	02/08/12 09:49	1
2,4-Dimethylphenol	0.80	U	2.0	0.80	ug/L		02/01/12 07:52	02/08/12 09:49	1
Dimethyl phthalate	0.80	U	1.0	0.29	ug/L		02/01/12 07:52	02/08/12 09:49	1
4,6-Dinitro-2-methylphenol	2.4	U	5.0	2.4	ug/L		02/01/12 07:52	02/08/12 09:49	1
2,4-Dinitrophenol	2.4	U	5.0	2.4	ug/L		02/01/12 07:52	02/08/12 09:49	1
2,4-Dinitrotoluene	0.80	U	5.0	0.27	ug/L		02/01/12 07:52	02/08/12 09:49	1
Fluoranthene	0.10	U	0.20	0.10	ug/L		02/01/12 07:52	02/08/12 09:49	1
Fluorene	0.10	U	0.20	0.10	ug/L		02/01/12 07:52	02/08/12 09:49	1
Hexachlorobenzene	0.10	U	0.20	0.10	ug/L		02/01/12 07:52	02/08/12 09:49	1
Hexachlorobutadiene	0.80	U	1.0	0.27	ug/L		02/01/12 07:52	02/08/12 09:49	1
Hexachlorocyclopentadiene	0.80	U	10	0.80	ug/L		02/01/12 07:52	02/08/12 09:49	1
Hexachloroethane	0.80	U	1.0	0.80	ug/L		02/01/12 07:52	02/08/12 09:49	1
N-Nitrosodiphenylamine	0.80	U	1.0	0.31	ug/L		02/01/12 07:52	02/08/12 09:49	1
N-Nitrosodi-n-propylamine	0.80	U	1.0	0.80	ug/L		02/01/12 07:52	02/08/12 09:49	1
1,4-Dichlorobenzene	0.80	U	1.0	0.34	ug/L		02/01/12 07:52	02/08/12 09:49	1
2-Chloronaphthalene	0.10	U	1.0	0.10	ug/L		02/01/12 07:52	02/08/12 09:49	1
2-Chlorophenol	0.80	U	1.0	0.29	ug/L		02/01/12 07:52	02/08/12 09:49	1
4-Chlorophenyl phenyl ether	0.80	U	2.0	0.30	ug/L		02/01/12 07:52	02/08/12 09:49	1
Chrysene	0.10	U	0.20	0.10	ug/L		02/01/12 07:52	02/08/12 09:49	1
Dibenz(a,h)anthracene	0.10	U	0.20	0.10	ug/L		02/01/12 07:52	02/08/12 09:49	1
Dibenzofuran	0.10	U	1.0	0.10	ug/L		02/01/12 07:52	02/08/12 09:49	1
Benzo[g,h,i]perylene	0.10	U	0.20	0.10	ug/L		02/01/12 07:52	02/08/12 09:49	1
Benzo[a]pyrene	0.10	U	0.20	0.10	ug/L		02/01/12 07:52	02/08/12 09:49	1
Di-n-butyl phthalate	0.80	U	1.0	0.67	ug/L		02/01/12 07:52	02/08/12 09:49	1
1,2-Dichlorobenzene	0.80	U	1.0	0.29	ug/L		02/01/12 07:52	02/08/12 09:49	1
1,3-Dichlorobenzene	0.80	U	1.0	0.80	ug/L		02/01/12 07:52	02/08/12 09:49	1
2,6-Dinitrotoluene	0.80	U	5.0	0.80	ug/L		02/01/12 07:52	02/08/12 09:49	1
3,3'-Dichlorobenzidine	0.80	U	5.0	0.37	ug/L		02/01/12 07:52	02/08/12 09:49	1
2,4-Dichlorophenol	0.80	U	2.0	0.80	ug/L		02/01/12 07:52	02/08/12 09:49	1
Diethyl phthalate	0.80	U	1.0	0.60	ug/L		02/01/12 07:52	02/08/12 09:49	1
Indeno[1,2,3-cd]pyrene	0.10	U	0.20	0.10	ug/L		02/01/12 07:52	02/08/12 09:49	1
Isophorone	0.80	U	1.0	0.27	ug/L		02/01/12 07:52	02/08/12 09:49	1
2-Methylnaphthalene	0.10	U	0.20	0.10	ug/L		02/01/12 07:52	02/08/12 09:49	1
2-Methylphenol	0.80	U	1.0	0.80	ug/L		02/01/12 07:52	02/08/12 09:49	1
Naphthalene	0.10	U	0.20	0.10	ug/L		02/01/12 07:52	02/08/12 09:49	1
2-Nitroaniline	0.80	U	2.0	0.80	ug/L		02/01/12 07:52	02/08/12 09:49	1
3-Nitroaniline	0.80	U	2.0	0.28	ug/L		02/01/12 07:52	02/08/12 09:49	1
4-Nitroaniline	0.80	U	2.0	0.80	ug/L		02/01/12 07:52	02/08/12 09:49	1

Method: 8270C/DoD - Semivolatile Organic Compounds (GC/MS) (Continued)

Lab Sample ID: MB 240-32161/1-A
Matrix: Water
Analysis Batch: 33112

Client Sample ID: Method Blank
Prep Type: Total/NA
Prep Batch: 32161

Analyte	MB Result	MB Qualifier	LOQ	DL	Unit	D	Prepared	Analyzed	Dil Fac
Nitrobenzene	0.10	U	1.0	0.040	ug/L		02/01/12 07:52	02/08/12 09:49	1
2-Nitrophenol	0.80	U	2.0	0.28	ug/L		02/01/12 07:52	02/08/12 09:49	1
4-Nitrophenol	2.4	U	5.0	2.4	ug/L		02/01/12 07:52	02/08/12 09:49	1
Pyrene	0.10	U	0.20	0.10	ug/L		02/01/12 07:52	02/08/12 09:49	1
Pentachlorophenol	2.4	U	5.0	2.4	ug/L		02/01/12 07:52	02/08/12 09:49	1
Phenanthrene	0.10	U	0.20	0.10	ug/L		02/01/12 07:52	02/08/12 09:49	1
1,2,4-Trichlorobenzene	0.80	U	1.0	0.28	ug/L		02/01/12 07:52	02/08/12 09:49	1
2,4,5-Trichlorophenol	0.80	U	5.0	0.30	ug/L		02/01/12 07:52	02/08/12 09:49	1
2,4,6-Trichlorophenol	0.80	U	5.0	0.80	ug/L		02/01/12 07:52	02/08/12 09:49	1
Phenol	0.80	U	1.0	0.60	ug/L		02/01/12 07:52	02/08/12 09:49	1
Carbazole	0.80	U	1.0	0.28	ug/L		02/01/12 07:52	02/08/12 09:49	1
4-Chloroaniline	0.80	U	2.0	0.80	ug/L		02/01/12 07:52	02/08/12 09:49	1
3 & 4 Methylphenol	0.80	U	2.0	0.80	ug/L		02/01/12 07:52	02/08/12 09:49	1
Bis(2-ethylhexyl) phthalate	0.80	U	2.0	0.80	ug/L		02/01/12 07:52	02/08/12 09:49	1
Di-n-octyl phthalate	0.80	U	1.0	0.80	ug/L		02/01/12 07:52	02/08/12 09:49	1
4-Chloro-3-methylphenol	0.80	U	2.0	0.80	ug/L		02/01/12 07:52	02/08/12 09:49	1
2,2'-oxybis[1-chloropropane]	0.80	U	1.0	0.40	ug/L		02/01/12 07:52	02/08/12 09:49	1

Surrogate	*MB %Recovery*	*MB Qualifier*	*Limits*	*Prepared*	*Analyzed*	*Dil Fac*
2-Fluorobiphenyl (Surr)	*75*		*50 - 110*	*02/01/12 07:52*	*02/08/12 09:49*	*1*
2-Fluorophenol (Surr)	*88*		*20 - 110*	*02/01/12 07:52*	*02/08/12 09:49*	*1*
2,4,6-Tribromophenol (Surr)	*72*		*40 - 125*	*02/01/12 07:52*	*02/08/12 09:49*	*1*
Nitrobenzene-d5 (Surr)	*88*		*40 - 110*	*02/01/12 07:52*	*02/08/12 09:49*	*1*
Phenol-d5 (Surr)	*95*		*10 - 115*	*02/01/12 07:52*	*02/08/12 09:49*	*1*
Terphenyl-d14 (Surr)	*91*		*50 - 135*	*02/01/12 07:52*	*02/08/12 09:49*	*1*

Lab Sample ID: LCS 240-32161/2-A
Matrix: Water
Analysis Batch: 33112

Client Sample ID: Lab Control Sample
Prep Type: Total/NA
Prep Batch: 32161

Analyte	Spike Added	LCS Result	LCS Qualifier	Unit	D	%Rec	%Rec. Limits
Acenaphthene	20.0	15.5		ug/L		78	45 - 110
Acenaphthylene	20.0	15.8		ug/L		79	50 - 105
Anthracene	20.0	16.1		ug/L		80	55 - 110
Benzo[a]anthracene	20.0	15.5		ug/L		78	55 - 110
Benzoic acid	20.0	10	U	ug/L		50	0 - 125
Benzo[b]fluoranthene	20.0	14.2		ug/L		71	45 - 120
Benzo[k]fluoranthene	20.0	18.2		ug/L		91	45 - 125
Benzyl alcohol	20.0	19.6		ug/L		98	30 - 110
Bis(2-chloroethoxy)methane	20.0	17.5		ug/L		87	45 - 105
Bis(2-chloroethyl)ether	20.0	18.4		ug/L		92	35 - 110
4-Bromophenyl phenyl ether	20.0	16.5		ug/L		83	50 - 115
Butyl benzyl phthalate	20.0	17.4		ug/L		87	45 - 115
2,4-Dimethylphenol	20.0	14.5		ug/L		73	30 - 110
Dimethyl phthalate	20.0	16.9		ug/L		85	25 - 125
4,6-Dinitro-2-methylphenol	20.0	15.3		ug/L		76	40 - 130
2,4-Dinitrophenol	20.0	9.64		ug/L		48	15 - 140
2,4-Dinitrotoluene	20.0	17.4		ug/L		87	50 - 120
Fluoranthene	20.0	16.9		ug/L		85	55 - 115

Method: 8270C/DoD - Semivolatile Organic Compounds (GC/MS) (Continued)

Lab Sample ID: LCS 240-32161/2-A
Matrix: Water
Analysis Batch: 33112

Client Sample ID: Lab Control Sample
Prep Type: Total/NA
Prep Batch: 32161

Analyte	Spike Added	LCS Result	LCS Qualifier	Unit	D	%Rec	%Rec. Limits
Fluorene	20.0	16.2		ug/L		81	50 - 110
Hexachlorobenzene	20.0	17.0		ug/L		85	50 - 110
Hexachlorobutadiene	20.0	16.1		ug/L		81	25 - 105
Hexachlorocyclopentadiene	20.0	9.46	J	ug/L		47	
Hexachloroethane	20.0	16.6		ug/L		83	30 - 95
N-Nitrosodiphenylamine	20.0	15.4		ug/L		77	50 - 110
N-Nitrosodi-n-propylamine	20.0	19.1		ug/L		96	35 - 130
1,4-Dichlorobenzene	20.0	16.3		ug/L		82	30 - 100
2-Chloronaphthalene	20.0	15.7		ug/L		79	50 - 105
2-Chlorophenol	20.0	17.6		ug/L		88	35 - 105
4-Chlorophenyl phenyl ether	20.0	16.4		ug/L		82	50 - 110
Chrysene	20.0	17.3		ug/L		86	55 - 110
Dibenz(a,h)anthracene	20.0	15.5		ug/L		77	40 - 125
Dibenzofuran	20.0	15.9		ug/L		80	55 - 105
Benzo[g,h,i]perylene	20.0	16.0		ug/L		80	40 - 125
Benzo[a]pyrene	20.0	13.6		ug/L		68	55 - 110
Di-n-butyl phthalate	20.0	17.9		ug/L		89	55 - 115
1,2-Dichlorobenzene	20.0	16.4		ug/L		82	35 - 100
1,3-Dichlorobenzene	20.0	16.4		ug/L		82	30 - 100
2,6-Dinitrotoluene	20.0	17.5		ug/L		87	50 - 115
3,3'-Dichlorobenzidine	20.0	9.58		ug/L		48	20 - 110
2,4-Dichlorophenol	20.0	17.6		ug/L		88	50 - 105
Diethyl phthalate	20.0	16.1		ug/L		81	40 - 120
Indeno[1,2,3-cd]pyrene	20.0	15.4		ug/L		77	45 - 125
Isophorone	20.0	18.2		ug/L		91	50 - 110
2-Methylnaphthalene	20.0	16.4		ug/L		82	45 - 105
2-Methylphenol	20.0	18.0		ug/L		90	40 - 110
Naphthalene	20.0	16.9		ug/L		84	40 - 100
2-Nitroaniline	20.0	17.6		ug/L		88	50 - 115
3-Nitroaniline	20.0	15.9		ug/L		80	20 - 125
4-Nitroaniline	20.0	16.5		ug/L		82	35 - 120
Nitrobenzene	20.0	18.1		ug/L		91	45 - 110
2-Nitrophenol	20.0	17.0		ug/L		85	40 - 115
4-Nitrophenol	20.0	21.0		ug/L		105	0 - 125
Pyrene	20.0	16.2		ug/L		81	50 - 130
Pentachlorophenol	20.0	10.2		ug/L		51	40 - 115
Phenanthrene	20.0	17.1		ug/L		85	50 - 115
1,2,4-Trichlorobenzene	20.0	15.6		ug/L		78	35 - 105
2,4,5-Trichlorophenol	20.0	16.1		ug/L		80	50 - 110
2,4,6-Trichlorophenol	20.0	16.4		ug/L		82	50 - 115
Phenol	20.0	18.5		ug/L		92	0 - 115
Carbazole	20.0	16.8		ug/L		84	50 - 115
4-Chloroaniline	20.0	14.8		ug/L		74	15 - 110
3 & 4 Methylphenol	40.0	37.0		ug/L		93	30 - 110
Bis(2-ethylhexyl) phthalate	20.0	13.0		ug/L		65	40 - 125
Di-n-octyl phthalate	20.0	12.4		ug/L		62	35 - 135
4-Chloro-3-methylphenol	20.0	18.3		ug/L		92	45 - 110
2,2'-oxybis[1-chloropropane]	20.0	18.9		ug/L		95	25 - 130

Method: 8270C/DoD - Semivolatile Organic Compounds (GC/MS) (Continued)

Lab Sample ID: LCS 240-32161/2-A
Matrix: Water
Analysis Batch: 33112

Client Sample ID: Lab Control Sample
Prep Type: Total/NA
Prep Batch: 32161

Surrogate	LCS %Recovery	LCS Qualifier	Limits
2-Fluorobiphenyl (Surr)	76		50 - 110
2-Fluorophenol (Surr)	89		20 - 110
2,4,6-Tribromophenol (Surr)	81		40 - 125
Nitrobenzene-d5 (Surr)	89		40 - 110
Phenol-d5 (Surr)	94		10 - 115
Terphenyl-d14 (Surr)	90		50 - 135

Lab Sample ID: 240-8119-15 MS
Matrix: Water
Analysis Batch: 33112

Client Sample ID: FWGRQLMW-008C-1883-GW
Prep Type: Total/NA
Prep Batch: 32161

Analyte	Sample Result	Sample Qualifier	Spike Added	MS Result	MS Qualifier	Unit	D	%Rec	%Rec. Limits
Acenaphthene	0.095	U	19.0	14.4		ug/L		76	45 - 110
Acenaphthylene	0.095	U	19.0	14.3		ug/L		75	50 - 105
Anthracene	0.095	U	19.0	14.1		ug/L		74	55 - 110
Benzo[a]anthracene	0.095	U	19.0	11.0		ug/L		58	55 - 110
Benzoic acid	9.5	U	19.0	15.8	J	ug/L		83	0 - 125
Benzo[b]fluoranthene	0.095	U J	19.0	9.66		ug/L		51	45 - 120
Benzo[k]fluoranthene	0.095	U J	19.0	8.90		ug/L		47	45 - 125
Benzyl alcohol	0.76	U	19.0	18.2		ug/L		96	30 - 110
Bis(2-chloroethoxy)methane	0.76	U	19.0	16.2		ug/L		85	45 - 105
Bis(2-chloroethyl)ether	0.095	U	19.0	17.0		ug/L		89	35 - 110
4-Bromophenyl phenyl ether	0.76	U	19.0	14.1		ug/L		74	50 - 115
Butyl benzyl phthalate	0.76	U	19.0	14.0		ug/L		74	45 - 115
2,4-Dimethylphenol	0.76	U	19.0	15.6		ug/L		82	30 - 110
Dimethyl phthalate	0.76	U	19.0	15.6		ug/L		82	25 - 125
4,6-Dinitro-2-methylphenol	2.3	U	19.0	13.4		ug/L		70	40 - 130
2,4-Dinitrophenol	2.3	U	19.0	9.39		ug/L		49	15 - 140
2,4-Dinitrotoluene	0.76	U	19.0	15.8		ug/L		83	50 - 120
2,6-Dinitrotoluene	0.76	U	19.0	15.8		ug/L		83	50 - 115
Fluoranthene	0.095	U	19.0	15.0		ug/L		79	55 - 115
Fluorene	0.095	U	19.0	14.9		ug/L		78	50 - 110
Hexachlorobenzene	0.095	U	19.0	13.8		ug/L		72	50 - 110
Hexachlorobutadiene	0.76	U	19.0	14.7		ug/L		77	25 - 105
Hexachlorocyclopentadiene	0.76	U	19.0	8.86	J	ug/L		47	
Hexachloroethane	0.76	U	19.0	15.2		ug/L		80	30 - 95
N-Nitrosodiphenylamine	0.76	U	19.0	14.5		ug/L		76	50 - 110
N-Nitrosodi-n-propylamine	0.76	U	19.0	17.4		ug/L		91	35 - 130
1,4-Dichlorobenzene	0.76	U	19.0	14.9		ug/L		78	30 - 100
2-Chloronaphthalene	0.095	U	19.0	14.2		ug/L		75	50 - 105
2-Chlorophenol	0.76	U	19.0	15.6		ug/L		82	35 - 105
4-Chlorophenyl phenyl ether	0.76	U	19.0	14.6		ug/L		76	50 - 110
Chrysene	0.095	U	19.0	11.8		ug/L		62	55 - 110
Dibenz(a,h)anthracene	0.095	U J	19.0	8.46		ug/L		44	40 - 125
Dibenzofuran	0.095	U	19.0	14.4		ug/L		76	55 - 105
Benzo[g,h,i]perylene	0.095	U J	19.0	8.80		ug/L		46	40 - 125
Benzo[a]pyrene	0.095	U J	19.0	8.15	J	ug/L		43	55 - 110
Di-n-butyl phthalate	0.76	U	19.0	14.8		ug/L		78	55 - 115
1,2-Dichlorobenzene	0.76	U	19.0	15.1		ug/L		79	35 - 100

Method: 8270C/DoD - Semivolatile Organic Compounds (GC/MS) (Continued)

Lab Sample ID: 240-8119-15 MS
Matrix: Water
Analysis Batch: 33112

Client Sample ID: FWGRQLMW-008C-1883-GW
Prep Type: Total/NA
Prep Batch: 32161

Analyte	Sample Result	Sample Qualifier	Spike Added	MS Result	MS Qualifier	Unit	D	%Rec	%Rec. Limits
1,3-Dichlorobenzene	0.76	U	19.0	14.9		ug/L		78	30 - 100
3,3'-Dichlorobenzidine	0.76	U J	19.0	0.353	J	ug/L		2	20 - 110
2,4-Dichlorophenol	0.76	U	19.0	15.7		ug/L		83	50 - 105
Diethyl phthalate	0.76	U	19.0	14.6		ug/L		77	40 - 120
Indeno[1,2,3-cd]pyrene	0.095	U J	19.0	8.40	J	ug/L		44	45 - 125
Isophorone	0.76	U	19.0	16.6		ug/L		87	50 - 110
2-Methylnaphthalene	0.095	U	19.0	15.3		ug/L		80	45 - 105
2-Methylphenol	0.76	U	19.0	16.5		ug/L		87	40 - 110
Naphthalene	0.095	U	19.0	15.1		ug/L		79	40 - 100
2-Nitroaniline	0.76	U	19.0	16.4		ug/L		86	50 - 115
3-Nitroaniline	0.76	U	19.0	11.6		ug/L		61	20 - 125
4-Nitroaniline	0.76	U	19.0	12.9		ug/L		68	35 - 120
Nitrobenzene	0.095	U	19.0	16.9		ug/L		89	45 - 110
2-Nitrophenol	0.76	U	19.0	15.9		ug/L		84	40 - 115
4-Nitrophenol	2.3	U	19.0	18.2		ug/L		96	0 - 125
Pyrene	0.095	U	19.0	14.0		ug/L		73	50 - 130
Pentachlorophenol	2.3	U	19.0	13.1		ug/L		69	40 - 115
Phenanthrene	0.095	U	19.0	15.1		ug/L		79	50 - 115
1,2,4-Trichlorobenzene	0.76	U	19.0	14.4		ug/L		76	35 - 105
2,4,5-Trichlorophenol	0.76	U	19.0	15.3		ug/L		80	50 - 110
2,4,6-Trichlorophenol	0.76	U	19.0	15.0		ug/L		79	50 - 115
Phenol	0.76	U	19.0	16.8		ug/L		88	0 - 115
Carbazole	0.76	U	19.0	15.0		ug/L		79	50 - 115
4-Chloroaniline	0.76	U	19.0	10.2		ug/L		53	15 - 110
3 & 4 Methylphenol	0.76	U	38.1	33.3		ug/L		88	30 - 110
Bis(2-ethylhexyl) phthalate	1.3	J	19.0	8.19	J	ug/L		36	40 - 125
Di-n-octyl phthalate	0.76	U J	19.0	8.00		ug/L		42	35 - 135
4-Chloro-3-methylphenol	0.76	U	19.0	17.0		ug/L		89	45 - 110
2,2'-oxybis[1-chloropropane]	0.76	U	19.0	16.9		ug/L		89	25 - 130

Surrogate	*MS %Recovery*	*MS Qualifier*	*Limits*
2-Fluorobiphenyl (Surr)	*74*		*50 - 110*
2-Fluorophenol (Surr)	*85*		*20 - 110*
Nitrobenzene-d5 (Surr)	*85*		*40 - 110*
Terphenyl-d14 (Surr)	*60*		*50 - 135*
2,4,6-Tribromophenol (Surr)	*81*		*40 - 125*
Phenol-d5 (Surr)	*91*		*10 - 115*

Lab Sample ID: 240-8119-15 MSD
Matrix: Water
Analysis Batch: 33112

Client Sample ID: FWGRQLMW-008C-1883-GW
Prep Type: Total/NA
Prep Batch: 32161

Analyte	Sample Result	Sample Qualifier	Spike Added	MSD Result	MSD Qualifier	Unit	D	%Rec	%Rec. Limits	RPD	RPD Limit
Acenaphthene	0.095	U	19.4	15.1		ug/L		78	45 - 110	5	30
Acenaphthylene	0.095	U	19.4	15.1		ug/L		78	50 - 105	6	30
Anthracene	0.095	U	19.4	14.4		ug/L		74	55 - 110	2	30
Benzo[a]anthracene	0.095	U	19.4	10.8		ug/L		56	55 - 110	2	30
Benzoic acid	9.5	U	19.4	16.3	J	ug/L		84	0 - 125	3	30
Benzo[b]fluoranthene	0.095	U J	19.4	7.61	J	ug/L		39	45 - 120	24	30

Method: 8270C/DoD - Semivolatile Organic Compounds (GC/MS) (Continued)

Lab Sample ID: 240-8119-15 MSD
Matrix: Water
Analysis Batch: 33112

Client Sample ID: FWGRQLMW-008C-1883-GW
Prep Type: Total/NA
Prep Batch: 32161

Analyte	Sample Result	Sample Qualifier	Spike Added	MSD Result	MSD Qualifier	Unit	D	%Rec	%Rec. Limits	RPD	RPD Limit
Benzo[k]fluoranthene	0.095	U J	19.4	8.50	J	ug/L		44	45 - 125	4	30
Benzyl alcohol	0.76	U	19.4	18.9		ug/L		97	30 - 110	3	30
Bis(2-chloroethoxy)methane	0.76	U	19.4	16.9		ug/L		87	45 - 105	4	30
Bis(2-chloroethyl)ether	0.095	U	19.4	18.2		ug/L		94	35 - 110	7	30
4-Bromophenyl phenyl ether	0.76	U	19.4	14.5		ug/L		75	50 - 115	3	30
Butyl benzyl phthalate	0.76	U	19.4	13.7		ug/L		70	45 - 115	3	30
2,4-Dimethylphenol	0.76	U	19.4	12.9		ug/L		66	30 - 110	19	30
Dimethyl phthalate	0.76	U	19.4	16.2		ug/L		83	25 - 125	4	30
4,6-Dinitro-2-methylphenol	2.3	U	19.4	12.7		ug/L		65	40 - 130	5	30
2,4-Dinitrophenol	2.3	U	19.4	9.40		ug/L		48	15 - 140	0	30
2,4-Dinitrotoluene	0.76	U	19.4	16.8		ug/L		86	50 - 120	6	30
2,6-Dinitrotoluene	0.76	U	19.4	17.0		ug/L		88	50 - 115	8	30
Fluoranthene	0.095	U	19.4	15.1		ug/L		78	55 - 115	1	30
Fluorene	0.095	U	19.4	15.8		ug/L		81	50 - 110	6	30
Hexachlorobenzene	0.095	U	19.4	14.0		ug/L		72	50 - 110	2	30
Hexachlorobutadiene	0.76	U	19.4	14.9		ug/L		77	25 - 105	1	30
Hexachlorocyclopentadiene	0.76	U	19.4	9.83		ug/L		51		10	
Hexachloroethane	0.76	U	19.4	15.3		ug/L		79	30 - 95	1	30
N-Nitrosodiphenylamine	0.76	U	19.4	15.1		ug/L		78	50 - 110	4	30
N-Nitrosodi-n-propylamine	0.76	U	19.4	18.4		ug/L		95	35 - 130	5	30
1,4-Dichlorobenzene	0.76	U	19.4	15.4		ug/L		79	30 - 100	3	30
2-Chloronaphthalene	0.095	U	19.4	15.1		ug/L		78	50 - 105	6	30
2-Chlorophenol	0.76	U	19.4	16.8		ug/L		87	35 - 105	8	30
4-Chlorophenyl phenyl ether	0.76	U	19.4	15.3		ug/L		79	50 - 110	5	30
Chrysene	0.095	U	19.4	11.4		ug/L		59	55 - 110	4	30
Dibenz(a,h)anthracene	0.095	U J	19.4	6.25	J	ug/L		32	40 - 125	30	30
Dibenzofuran	0.095	U	19.4	15.2		ug/L		78	55 - 105	6	30
Benzo[g,h,i]perylene	0.095	U J	19.4	6.95	J	ug/L		36	40 - 125	23	30
Benzo[a]pyrene	0.095	U J	19.4	7.22	J	ug/L		37	55 - 110	12	30
Di-n-butyl phthalate	0.76	U	19.4	15.0		ug/L		77	55 - 115	1	30
1,2-Dichlorobenzene	0.76	U	19.4	15.7		ug/L		81	35 - 100	4	30
1,3-Dichlorobenzene	0.76	U	19.4	15.1		ug/L		78	30 - 100	1	30
3,3'-Dichlorobenzidine	0.76	U J	19.4	0.78	U J	ug/L		0	20 - 110	200	30
2,4-Dichlorophenol	0.76	U	19.4	15.9		ug/L		82	50 - 105	1	30
Diethyl phthalate	0.76	U	19.4	15.7		ug/L		81	40 - 120	7	30
Indeno[1,2,3-cd]pyrene	0.095	U J	19.4	6.45	J	ug/L		33	45 - 125	26	30
Isophorone	0.76	U	19.4	17.2		ug/L		88	50 - 110	3	30
2-Methylnaphthalene	0.095	U	19.4	15.2		ug/L		78	45 - 105	0	30
2-Methylphenol	0.76	U	19.4	17.3		ug/L		89	40 - 110	5	30
Naphthalene	0.095	U	19.4	15.7		ug/L		81	40 - 100	4	30
2-Nitroaniline	0.76	U	19.4	17.2		ug/L		89	50 - 115	5	30
3-Nitroaniline	0.76	U	19.4	12.0		ug/L		62	20 - 125	3	30
4-Nitroaniline	0.76	U	19.4	13.0		ug/L		67	35 - 120	1	30
Nitrobenzene	0.095	U	19.4	17.3		ug/L		89	45 - 110	2	30
2-Nitrophenol	0.76	U	19.4	16.3		ug/L		84	40 - 115	2	30
4-Nitrophenol	2.3	U	19.4	19.2		ug/L		99	0 - 125	5	30
Pyrene	0.095	U	19.4	14.1		ug/L		73	50 - 130	1	30
Pentachlorophenol	2.3	U	19.4	13.5		ug/L		69	40 - 115	3	30
Phenanthrene	0.095	U	19.4	15.3		ug/L		79	50 - 115	1	30
1,2,4-Trichlorobenzene	0.76	U	19.4	14.7		ug/L		76	35 - 105	2	30

Method: 8270C/DoD - Semivolatile Organic Compounds (GC/MS) (Continued)

Lab Sample ID: 240-8119-15 MSD
Matrix: Water
Analysis Batch: 33112

Client Sample ID: FWGRQLMW-008C-1883-GW
Prep Type: Total/NA
Prep Batch: 32161

Analyte	Sample Result	Sample Qualifier	Spike Added	MSD Result	MSD Qualifier	Unit	D	%Rec	%Rec. Limits	RPD	RPD Limit
2,4,5-Trichlorophenol	0.76	U	19.4	15.8		ug/L		81	50 - 110	4	30
2,4,6-Trichlorophenol	0.76	U	19.4	15.7		ug/L		81	50 - 115	5	30
Phenol	0.76	U	19.4	18.0		ug/L		92	0 - 115	6	30
Carbazole	0.76	U	19.4	15.3		ug/L		79	50 - 115	2	30
4-Chloroaniline	0.76	U	19.4	9.71		ug/L		50	15 - 110	4	30
3 & 4 Methylphenol	0.76	U	38.8	35.3		ug/L		91	30 - 110	6	30
Bis(2-ethylhexyl) phthalate	1.3	J	19.4	6.00	J	ug/L		24	40 - 125	31	30
Di-n-octyl phthalate	0.76	U J	19.4	4.72	J	ug/L		24	35 - 135	52	30
4-Chloro-3-methylphenol	0.76	U	19.4	17.4		ug/L		90	45 - 110	2	30
2,2'-oxybis[1-chloropropane]	0.76	U	19.4	18.2		ug/L		93	25 - 130	7	30

Surrogate	*MSD %Recovery*	*MSD Qualifier*	*Limits*
2-Fluorobiphenyl (Surr)	*77*		*50 - 110*
2-Fluorophenol (Surr)	*87*		*20 - 110*
Nitrobenzene-d5 (Surr)	*85*		*40 - 110*
Terphenyl-d14 (Surr)	*54*		*50 - 135*
2,4,6-Tribromophenol (Surr)	*85*		*40 - 125*
Phenol-d5 (Surr)	*93*		*10 - 115*

Lab Sample ID: MRL 240-33112/21 MRL
Matrix: Water
Analysis Batch: 33112

Client Sample ID: Lab Control Sample
Prep Type: Total/NA

Analyte	Spike Added	MRL Result	MRL Qualifier	Unit	D	%Rec	%Rec. Limits
Acenaphthene	5.00	4.89		ng/uL		98	70 - 130
Acenaphthylene	5.00	5.00		ng/uL		100	70 - 130
Anthracene	5.00	4.98		ng/uL		100	70 - 130
Benzo[a]anthracene	5.00	4.83		ng/uL		97	70 - 130
Benzoic acid	10.0	10.4		ng/uL		104	70 - 130
Benzo[b]fluoranthene	5.00	4.93		ng/uL		99	70 - 130
Benzo[k]fluoranthene	5.00	4.77		ng/uL		95	70 - 130
Benzyl alcohol	5.00	5.41		ng/uL		108	70 - 130
Bis(2-chloroethoxy)methane	5.00	5.23		ng/uL		105	70 - 130
Bis(2-chloroethyl)ether	5.00	5.30		ng/uL		106	70 - 130
4-Bromophenyl phenyl ether	5.00	4.92		ng/uL		98	70 - 130
Butyl benzyl phthalate	5.00	5.02		ng/uL		100	70 - 130
2,4-Dimethylphenol	5.00	4.96		ng/uL		99	70 - 130
Dimethyl phthalate	5.00	5.13		ng/uL		103	70 - 130
4,6-Dinitro-2-methylphenol	5.00	4.00		ng/uL		80	70 - 130
2,4-Dinitrophenol	10.0	6.83	^	ng/uL		68	70 - 130
2,4-Dinitrotoluene	5.00	5.19		ng/uL		104	70 - 130
Fluoranthene	5.00	4.99		ng/uL		100	70 - 130
Fluorene	5.00	5.04		ng/uL		101	70 - 130
Hexachlorobenzene	5.00	5.02		ng/uL		100	70 - 130
Hexachlorobutadiene	5.00	5.21		ng/uL		104	70 - 130
Hexachlorocyclopentadiene	5.00	4.88		ng/uL		98	70 - 130
Hexachloroethane	5.00	5.31		ng/uL		106	70 - 130
N-Nitrosodiphenylamine	5.00	5.00		ng/uL		100	70 - 130
N-Nitrosodi-n-propylamine	5.00	5.57		ng/uL		111	70 - 130

Method: 8270C/DoD - Semivolatile Organic Compounds (GC/MS) (Continued)

Lab Sample ID: MRL 240-33112/21 MRL
Matrix: Water
Analysis Batch: 33112

Client Sample ID: Lab Control Sample
Prep Type: Total/NA

Analyte	Spike Added	MRL Result	MRL Qualifier	Unit	D	%Rec	%Rec. Limits
1,4-Dichlorobenzene	5.00	4.99		ng/uL		100	70 - 130
2-Chloronaphthalene	5.00	4.74		ng/uL		95	70 - 130
2-Chlorophenol	5.00	4.88		ng/uL		98	70 - 130
4-Chlorophenyl phenyl ether	5.00	5.06		ng/uL		101	70 - 130
Chrysene	5.00	4.64		ng/uL		93	70 - 130
Dibenz(a,h)anthracene	5.00	4.99		ng/uL		100	70 - 130
Dibenzofuran	5.00	4.94		ng/uL		99	70 - 130
Benzo[g,h,i]perylene	5.00	4.91		ng/uL		98	70 - 130
Benzo[a]pyrene	5.00	4.86		ng/uL		97	70 - 130
Di-n-butyl phthalate	5.00	5.25		ng/uL		105	70 - 130
1,2-Dichlorobenzene	5.00	5.08		ng/uL		102	70 - 130
1,3-Dichlorobenzene	5.00	5.05		ng/uL		101	70 - 130
2,6-Dinitrotoluene	5.00	5.13		ng/uL		103	70 - 130
3,3'-Dichlorobenzidine	5.00	4.89		ng/uL		98	70 - 130
2,4-Dichlorophenol	5.00	4.78		ng/uL		96	70 - 130
Diethyl phthalate	5.00	5.09		ng/uL		102	70 - 130
Indeno[1,2,3-cd]pyrene	5.00	4.98		ng/uL		100	70 - 130
Isophorone	5.00	5.30		ng/uL		106	70 - 130
2-Methylnaphthalene	5.00	4.93		ng/uL		99	70 - 130
2-Methylphenol	5.00	5.19		ng/uL		104	70 - 130
Naphthalene	5.00	4.99		ng/uL		100	70 - 130
2-Nitroaniline	5.00	5.37		ng/uL		107	70 - 130
3-Nitroaniline	5.00	5.25		ng/uL		105	70 - 130
4-Nitroaniline	5.00	5.19		ng/uL		104	70 - 130
Nitrobenzene	5.00	5.46		ng/uL		109	70 - 130
2-Nitrophenol	5.00	4.87		ng/uL		97	70 - 130
4-Nitrophenol	5.00	4.79		ng/uL		96	70 - 130
Pyrene	5.00	4.85		ng/uL		97	70 - 130
Pentachlorophenol	10.0	7.85		ng/uL		79	70 - 130
Phenanthrene	5.00	4.88		ng/uL		98	70 - 130
1,2,4-Trichlorobenzene	5.00	4.98		ng/uL		100	70 - 130
2,4,5-Trichlorophenol	5.00	4.78		ng/uL		96	70 - 130
2,4,6-Trichlorophenol	5.00	4.76		ng/uL		95	70 - 130
Phenol	5.00	5.10		ng/uL		102	70 - 130
Carbazole	5.00	5.02		ng/uL		100	70 - 130
4-Chloroaniline	5.00	4.62		ng/uL		92	70 - 130
3 & 4 Methylphenol	5.00	4.97		ng/uL		99	70 - 130
Bis(2-ethylhexyl) phthalate	5.00	5.05		ng/uL		101	70 - 130
Di-n-octyl phthalate	5.00	5.12		ng/uL		102	70 - 130
4-Chloro-3-methylphenol	5.00	5.04		ng/uL		101	70 - 130
2,2'-oxybis[1-chloropropane]	5.00	5.48		ng/uL		110	70 - 130

Surrogate	*MRL %Recovery*	*MRL Qualifier*	*Limits*
2-Fluorobiphenyl (Surr)	*98*		*70 - 130*
2-Fluorophenol (Surr)	*102*		*70 - 130*
2,4,6-Tribromophenol (Surr)	*97*		*70 - 130*
Nitrobenzene-d5 (Surr)	*105*		*70 - 130*
Phenol-d5 (Surr)	*104*		*70 - 130*
Terphenyl-d14 (Surr)	*97*		*70 - 130*

Method: 8270C/DoD - Semivolatile Organic Compounds (GC/MS) (Continued)

Lab Sample ID: MRL 240-33112/4 MRL
Matrix: Water
Analysis Batch: 33112

Client Sample ID: Lab Control Sample
Prep Type: Total/NA

Analyte	Spike Added	MRL Result	MRL Qualifier	Unit	D	%Rec	%Rec. Limits
Acenaphthene	5.00	4.97		ng/uL		99	70 - 130
Acenaphthylene	5.00	5.06		ng/uL		101	70 - 130
Anthracene	5.00	4.90		ng/uL		98	70 - 130
Benzo[a]anthracene	5.00	4.72		ng/uL		94	70 - 130
Benzoic acid	10.0	10.6		ng/uL		106	70 - 130
Benzo[b]fluoranthene	5.00	4.87		ng/uL		97	70 - 130
Benzo[k]fluoranthene	5.00	5.08		ng/uL		102	70 - 130
Benzyl alcohol	5.00	5.42		ng/uL		108	70 - 130
Bis(2-chloroethoxy)methane	5.00	5.09		ng/uL		102	70 - 130
Bis(2-chloroethyl)ether	5.00	5.17		ng/uL		103	70 - 130
4-Bromophenyl phenyl ether	5.00	4.64		ng/uL		93	70 - 130
Butyl benzyl phthalate	5.00	5.12		ng/uL		102	70 - 130
2,4-Dimethylphenol	5.00	5.20		ng/uL		104	70 - 130
Dimethyl phthalate	5.00	5.09		ng/uL		102	70 - 130
4,6-Dinitro-2-methylphenol	5.00	0.0024	U ^	ng/uL		0	70 - 130
2,4-Dinitrophenol	10.0	7.58		ng/uL		76	70 - 130
2,4-Dinitrotoluene	5.00	5.06		ng/uL		101	70 - 130
Fluoranthene	5.00	4.80		ng/uL		96	70 - 130
Fluorene	5.00	5.03		ng/uL		101	70 - 130
Hexachlorobenzene	5.00	4.84		ng/uL		97	70 - 130
Hexachlorobutadiene	5.00	5.06		ng/uL		101	70 - 130
Hexachlorocyclopentadiene	5.00	5.17		ng/uL		103	70 - 130
Hexachloroethane	5.00	5.05		ng/uL		101	70 - 130
N-Nitrosodiphenylamine	5.00	4.81		ng/uL		96	70 - 130
N-Nitrosodi-n-propylamine	5.00	5.50		ng/uL		110	70 - 130
1,4-Dichlorobenzene	5.00	5.14		ng/uL		103	70 - 130
2-Chloronaphthalene	5.00	4.70		ng/uL		94	70 - 130
2-Chlorophenol	5.00	5.03		ng/uL		101	70 - 130
4-Chlorophenyl phenyl ether	5.00	4.87		ng/uL		97	70 - 130
Chrysene	5.00	5.00		ng/uL		100	70 - 130
Dibenz(a,h)anthracene	5.00	4.89		ng/uL		98	70 - 130
Dibenzofuran	5.00	5.04		ng/uL		101	70 - 130
Benzo[g,h,i]perylene	5.00	4.99		ng/uL		100	70 - 130
Benzo[a]pyrene	5.00	4.79		ng/uL		96	70 - 130
Di-n-butyl phthalate	5.00	5.03		ng/uL		101	70 - 130
1,2-Dichlorobenzene	5.00	4.84		ng/uL		97	70 - 130
1,3-Dichlorobenzene	5.00	4.82		ng/uL		96	70 - 130
2,6-Dinitrotoluene	5.00	4.98		ng/uL		100	70 - 130
3,3'-Dichlorobenzidine	5.00	4.90		ng/uL		98	70 - 130
2,4-Dichlorophenol	5.00	5.20		ng/uL		104	70 - 130
Diethyl phthalate	5.00	5.05		ng/uL		101	70 - 130
Indeno[1,2,3-cd]pyrene	5.00	4.91		ng/uL		98	70 - 130
Isophorone	5.00	5.41		ng/uL		108	70 - 130
2-Methylnaphthalene	5.00	4.99		ng/uL		100	70 - 130
2-Methylphenol	5.00	5.30		ng/uL		106	70 - 130
Naphthalene	5.00	5.03		ng/uL		101	70 - 130
2-Nitroaniline	5.00	5.39		ng/uL		108	70 - 130
3-Nitroaniline	5.00	5.14		ng/uL		103	70 - 130
4-Nitroaniline	5.00	4.90		ng/uL		98	70 - 130

Method: 8270C/DoD - Semivolatile Organic Compounds (GC/MS) (Continued)

Lab Sample ID: MRL 240-33112/4 MRL
Matrix: Water
Analysis Batch: 33112

Client Sample ID: Lab Control Sample
Prep Type: Total/NA

Analyte	Spike Added	MRL Result	MRL Qualifier	Unit	D	%Rec	%Rec. Limits
Nitrobenzene	5.00	5.21		ng/uL		104	70 - 130
2-Nitrophenol	5.00	5.10		ng/uL		102	70 - 130
4-Nitrophenol	5.00	6.21		ng/uL		124	70 - 130
Pyrene	5.00	5.01		ng/uL		100	70 - 130
Pentachlorophenol	10.0	7.12		ng/uL		71	70 - 130
Phenanthrene	5.00	4.96		ng/uL		99	70 - 130
1,2,4-Trichlorobenzene	5.00	4.83		ng/uL		97	70 - 130
2,4,5-Trichlorophenol	5.00	5.12		ng/uL		102	70 - 130
2,4,6-Trichlorophenol	5.00	5.02		ng/uL		100	70 - 130
Phenol	5.00	5.35		ng/uL		107	70 - 130
Carbazole	5.00	4.97		ng/uL		99	70 - 130
4-Chloroaniline	5.00	4.94		ng/uL		99	70 - 130
3 & 4 Methylphenol	5.00	5.46		ng/uL		109	70 - 130
Bis(2-ethylhexyl) phthalate	5.00	5.08		ng/uL		102	70 - 130
Di-n-octyl phthalate	5.00	5.06		ng/uL		101	70 - 130
4-Chloro-3-methylphenol	5.00	5.41		ng/uL		108	70 - 130
2,2'-oxybis[1-chloropropane]	5.00	5.35		ng/uL		107	70 - 130

Surrogate	*MRL %Recovery*	*MRL Qualifier*	*Limits*
2-Fluorobiphenyl (Surr)	*96*		*70 - 130*
2-Fluorophenol (Surr)	*104*		*70 - 130*
2,4,6-Tribromophenol (Surr)	*99*		*70 - 130*
Nitrobenzene-d5 (Surr)	*101*		*70 - 130*
Phenol-d5 (Surr)	*107*		*70 - 130*
Terphenyl-d14 (Surr)	*93*		*70 - 130*

Method: 8081/DOD - Organochlorine Pesticides (GC)

Lab Sample ID: MB 240-32164/1-A
Matrix: Water
Analysis Batch: 32467

Client Sample ID: Method Blank
Prep Type: Total/NA
Prep Batch: 32164

Analyte	MB Result	MB Qualifier	LOQ	DL	Unit	D	Prepared	Analyzed	Dil Fac
4,4'-DDD	0.010	U	0.050	0.0096	ug/L		02/01/12 08:00	02/02/12 16:45	1
4,4'-DDE	0.010	U	0.050	0.0097	ug/L		02/01/12 08:00	02/02/12 16:45	1
4,4'-DDT	0.030	U	0.050	0.016	ug/L		02/01/12 08:00	02/02/12 16:45	1
Aldrin	0.010	U	0.030	0.0082	ug/L		02/01/12 08:00	02/02/12 16:45	1
alpha-BHC	0.010	U	0.030	0.0070	ug/L		02/01/12 08:00	02/02/12 16:45	1
alpha-Chlordane	0.014	U	0.050	0.014	ug/L		02/01/12 08:00	02/02/12 16:45	1
beta-BHC	0.010	U	0.050	0.0084	ug/L		02/01/12 08:00	02/02/12 16:45	1
delta-BHC	0.010	U	0.050	0.0087	ug/L		02/01/12 08:00	02/02/12 16:45	1
Dieldrin	0.010	U	0.030	0.0075	ug/L		02/01/12 08:00	02/02/12 16:45	1
Endosulfan I	0.013	U	0.050	0.013	ug/L		02/01/12 08:00	02/02/12 16:45	1
Endosulfan II	0.012	U	0.050	0.012	ug/L		02/01/12 08:00	02/02/12 16:45	1
Endosulfan sulfate	0.011	U	0.050	0.011	ug/L		02/01/12 08:00	02/02/12 16:45	1
Endrin	0.011	U	0.050	0.011	ug/L		02/01/12 08:00	02/02/12 16:45	1
Endrin aldehyde	0.011	U	0.050	0.011	ug/L		02/01/12 08:00	02/02/12 16:45	1
Endrin ketone	0.010	U	0.050	0.0078	ug/L		02/01/12 08:00	02/02/12 16:45	1
gamma-BHC (Lindane)	0.010	U	0.050	0.0064	ug/L		02/01/12 08:00	02/02/12 16:45	1

Method: 8081/DOD - Organochlorine Pesticides (GC) (Continued)

Lab Sample ID: MB 240-32164/1-A
Matrix: Water
Analysis Batch: 32467

Client Sample ID: Method Blank
Prep Type: Total/NA
Prep Batch: 32164

Analyte	MB Result	MB Qualifier	LOQ	DL	Unit	D	Prepared	Analyzed	Dil Fac
gamma-Chlordane	0.012	U	0.050	0.012	ug/L		02/01/12 08:00	02/02/12 16:45	1
Heptachlor	0.010	U	0.030	0.0080	ug/L		02/01/12 08:00	02/02/12 16:45	1
Heptachlor epoxide	0.010	U	0.030	0.0071	ug/L		02/01/12 08:00	02/02/12 16:45	1
Methoxychlor	0.032	U	0.10	0.032	ug/L		02/01/12 08:00	02/02/12 16:45	1
Toxaphene	0.50	U	2.0	0.32	ug/L		02/01/12 08:00	02/02/12 16:45	1

Surrogate	*MB %Recovery*	*MB Qualifier*	*Limits*	*Prepared*	*Analyzed*	*Dil Fac*
DCB Decachlorobiphenyl	*68*		*30 - 135*	*02/01/12 08:00*	*02/02/12 16:45*	*1*
DCB Decachlorobiphenyl	*68*		*30 - 135*	*02/01/12 08:00*	*02/02/12 16:45*	*1*
Tetrachloro-m-xylene	*74*	*M*	*25 - 140*	*02/01/12 08:00*	*02/02/12 16:45*	*1*
Tetrachloro-m-xylene	*76*		*25 - 140*	*02/01/12 08:00*	*02/02/12 16:45*	*1*

Lab Sample ID: LCS 240-32164/2-A
Matrix: Water
Analysis Batch: 32467

Client Sample ID: Lab Control Sample
Prep Type: Total/NA
Prep Batch: 32164

Analyte	Spike Added	LCS Result	LCS Qualifier	Unit	D	%Rec	%Rec. Limits
4,4'-DDD	1.00	0.877		ug/L		88	25 - 150
4,4'-DDE	1.00	0.784		ug/L		78	35 - 140
4,4'-DDT	1.00	0.784		ug/L		78	45 - 140
Aldrin	1.00	0.790		ug/L		79	25 - 140
alpha-BHC	1.00	0.853		ug/L		85	60 - 130
alpha-Chlordane	1.00	0.815		ug/L		82	65 - 125
beta-BHC	1.00	0.804		ug/L		80	65 - 125
delta-BHC	1.00	0.688		ug/L		69	45 - 135
Dieldrin	1.00	0.867		ug/L		87	60 - 130
Endosulfan I	1.00	0.678		ug/L		68	50 - 110
Endosulfan II	1.00	0.689		ug/L		69	30 - 130
Endosulfan sulfate	1.00	0.800		ug/L		80	55 - 135
Endrin	1.00	0.809		ug/L		81	55 - 135
Endrin aldehyde	1.00	0.834		ug/L		83	55 - 135
Endrin ketone	1.00	0.796		ug/L		80	75 - 125
gamma-BHC (Lindane)	1.00	0.834		ug/L		83	25 - 135
gamma-Chlordane	1.00	0.819		ug/L		82	60 - 125
Heptachlor	1.00	0.795		ug/L		80	40 - 130
Heptachlor epoxide	1.00	0.831		ug/L		83	60 - 130
Methoxychlor	1.00	0.770		ug/L		77	55 - 150

Surrogate	*LCS %Recovery*	*LCS Qualifier*	*Limits*
DCB Decachlorobiphenyl	*41*		*30 - 135*
DCB Decachlorobiphenyl	*41*		*30 - 135*
Tetrachloro-m-xylene	*73*		*25 - 140*
Tetrachloro-m-xylene	*73*		*25 - 140*

Method: 8081/DOD - Organochlorine Pesticides (GC) (Continued)

Lab Sample ID: 240-8119-15 MS
Matrix: Water
Analysis Batch: 32467

Client Sample ID: FWGRQLMW-008C-1883-GW
Prep Type: Total/NA
Prep Batch: 32164

Analyte	Sample Result	Sample Qualifier	Spike Added	MS Result	MS Qualifier	Unit	D	%Rec	%Rec. Limits
4,4'-DDD	0.0097		0.952	0.933		ug/L		98	25 - 150
4,4'-DDE	0.0097		0.952	0.711		ug/L		75	35 - 140
4,4'-DDT	0.029		0.952	0.733		ug/L		77	45 - 140
Aldrin	0.0097		0.952	0.715		ug/L		75	25 - 140
alpha-BHC	0.0097		0.952	0.829		ug/L		87	60 - 130
alpha-Chlordane	0.014		0.952	0.769		ug/L		81	65 - 125
beta-BHC	0.0097		0.952	0.819		ug/L		86	65 - 125
delta-BHC	0.0097		0.952	0.721		ug/L		76	45 - 135
Dieldrin	0.0097		0.952	0.864		ug/L		91	60 - 130
Endosulfan I	0.013		0.952	0.697		ug/L		73	50 - 110
Endosulfan II	0.012		0.952	0.654		ug/L		69	30 - 130
Endosulfan sulfate	0.011		0.952	0.819		ug/L		86	55 - 135
Endrin	0.011		0.952	0.871		ug/L		92	55 - 135
Endrin aldehyde	0.011		0.952	0.864		ug/L		91	55 - 135
Endrin ketone	0.0097		0.952	0.785		ug/L		82	75 - 125
gamma-BHC (Lindane)	0.0097		0.952	0.810		ug/L		85	25 - 135
gamma-Chlordane	0.012		0.952	0.775		ug/L		81	60 - 125
Heptachlor	0.0097		0.952	0.715		ug/L		75	40 - 130
Heptachlor epoxide	0.0097		0.952	0.841		ug/L		88	60 - 130
Methoxychlor	0.031		0.952	0.858		ug/L		90	55 - 150

Surrogate	*MS %Recovery*	*MS Qualifier*	*Limits*
DCB Decachlorobiphenyl	*30*		*30 - 135*
DCB Decachlorobiphenyl	*29*	*Q*	*30 - 135*
Tetrachloro-m-xylene	*58*		*25 - 140*
Tetrachloro-m-xylene	*68*		*25 - 140*

Lab Sample ID: 240-8119-15 MSD
Matrix: Water
Analysis Batch: 32467

Client Sample ID: FWGRQLMW-008C-1883-GW
Prep Type: Total/NA
Prep Batch: 32164

Analyte	Sample Result	Sample Qualifier	Spike Added	MSD Result	MSD Qualifier	Unit	D	%Rec	%Rec. Limits	RPD	RPD Limit
4,4'-DDD	0.0097		1.03	0.953		ug/L		92	25 - 150	2	30
4,4'-DDE	0.0097		1.03	0.768		ug/L		75	35 - 140	8	30
4,4'-DDT	0.029		1.03	0.757		ug/L		73	45 - 140	3	30
Aldrin	0.0097		1.03	0.756		ug/L		73	25 - 140	5	30
alpha-BHC	0.0097		1.03	0.848		ug/L		82	60 - 130	2	30
alpha-Chlordane	0.014		1.03	0.810		ug/L		79	65 - 125	5	30
beta-BHC	0.0097		1.03	0.861		ug/L		84	65 - 125	5	30
delta-BHC	0.0097		1.03	0.755		ug/L		73	45 - 135	5	30
Dieldrin	0.0097		1.03	0.896		ug/L		87	60 - 130	4	30
Endosulfan I	0.013		1.03	0.711		ug/L		69	50 - 110	2	30
Endosulfan II	0.012		1.03	0.663		ug/L		64	30 - 130	1	30
Endosulfan sulfate	0.011		1.03	0.819		ug/L		79	55 - 135	0	30
Endrin	0.011		1.03	0.858		ug/L		83	55 - 135	2	30
Endrin aldehyde	0.011		1.03	0.885		ug/L		86	55 - 135	2	30
Endrin ketone	0.0097		1.03	0.749	J	ug/L		73	75 - 125	5	30
gamma-BHC (Lindane)	0.0097		1.03	0.815		ug/L		79	25 - 135	1	30
gamma-Chlordane	0.012		1.03	0.807		ug/L		78	60 - 125	4	30

Method: 8081/DOD - Organochlorine Pesticides (GC) (Continued)

Lab Sample ID: 240-8119-15 MSD
Matrix: Water
Analysis Batch: 32467

Client Sample ID: FWGRQLMW-008C-1883-GW
Prep Type: Total/NA
Prep Batch: 32164

Analyte	Sample Result	Sample Qualifier	Spike Added	MSD Result	MSD Qualifier	Unit	D	%Rec	%Rec. Limits	RPD	RPD Limit
Heptachlor	0.0097		1.03	0.723		ug/L		70	40 - 130	1	30
Heptachlor epoxide	0.0097		1.03	0.886		ug/L		86	60 - 130	5	30
Methoxychlor	0.031		1.03	0.869		ug/L		84	55 - 150	1	30

Surrogate	*MSD %Recovery*	*MSD Qualifier*	*Limits*
DCB Decachlorobiphenyl	*19*	*Q*	*30 - 135*
DCB Decachlorobiphenyl	*16*	*Q*	*30 - 135*
Tetrachloro-m-xylene	*70*		*25 - 140*
Tetrachloro-m-xylene	*61*		*25 - 140*

Lab Sample ID: MRL 240-32467/24 MRL
Matrix: Water
Analysis Batch: 32467

Client Sample ID: Lab Control Sample
Prep Type: Total/NA

Analyte	Spike Added	MRL Result	MRL Qualifier	Unit	D	%Rec	%Rec. Limits
4,4'-DDD	0.00500	0.00618		ng/uL		124	70 - 130
4,4'-DDD	0.00500	0.00556		ng/uL		111	70 - 130
4,4'-DDE	0.00500	0.00544		ng/uL		109	70 - 130
4,4'-DDE	0.00500	0.00518		ng/uL		104	70 - 130
4,4'-DDT	0.00500	0.00558		ng/uL		112	70 - 130
4,4'-DDT	0.00500	0.00512		ng/uL		102	70 - 130
Aldrin	0.00500	0.00544		ng/uL		109	70 - 130
Aldrin	0.00500	0.00524		ng/uL		105	70 - 130
alpha-BHC	0.00500	0.00535		ng/uL		107	70 - 130
alpha-BHC	0.00500	0.00500		ng/uL		100	70 - 130
alpha-Chlordane	0.00500	0.00589		ng/uL		118	70 - 130
alpha-Chlordane	0.00500	0.00574		ng/uL		115	70 - 130
beta-BHC	0.00500	0.00608		ng/uL		122	70 - 130
beta-BHC	0.00500	0.00619		ng/uL		124	70 - 130
delta-BHC	0.00500	0.00502		ng/uL		100	70 - 130
delta-BHC	0.00500	0.00499	J	ng/uL		100	70 - 130
Dieldrin	0.00500	0.00615		ng/uL		123	70 - 130
Dieldrin	0.00500	0.00567		ng/uL		113	70 - 130
Endosulfan I	0.00500	0.00643		ng/uL		129	70 - 130
Endosulfan I	0.00500	0.00616		ng/uL		123	70 - 130
Endosulfan II	0.00500	0.00662	^	ng/uL		132	70 - 130
Endosulfan II	0.00500	0.00617		ng/uL		123	70 - 130
Endosulfan sulfate	0.00500	0.00619		ng/uL		124	70 - 130
Endosulfan sulfate	0.00500	0.00589		ng/uL		118	70 - 130
Endrin	0.00500	0.00657	^	ng/uL		131	70 - 130
Endrin	0.00500	0.00609		ng/uL		122	70 - 130
Endrin aldehyde	0.00500	0.00648		ng/uL		130	70 - 130
Endrin aldehyde	0.00500	0.00630		ng/uL		126	70 - 130
Endrin ketone	0.00500	0.00647		ng/uL		129	70 - 130
Endrin ketone	0.00500	0.00599		ng/uL		120	70 - 130
gamma-BHC (Lindane)	0.00500	0.00583		ng/uL		117	70 - 130
gamma-BHC (Lindane)	0.00500	0.00556		ng/uL		111	70 - 130
gamma-Chlordane	0.00500	0.00587		ng/uL		117	70 - 130
gamma-Chlordane	0.00500	0.00575		ng/uL		115	70 - 130

Method: 8081/DOD - Organochlorine Pesticides (GC) (Continued)

Lab Sample ID: MRL 240-32467/24 MRL
Matrix: Water
Analysis Batch: 32467

Client Sample ID: Lab Control Sample
Prep Type: Total/NA

Analyte	Spike Added	MRL Result	MRL Qualifier	Unit	D	%Rec	%Rec. Limits
Heptachlor	0.00500	0.00644		ng/uL		129	70 - 130
Heptachlor	0.00500	0.00647		ng/uL		129	70 - 130
Heptachlor epoxide	0.00500	0.00622		ng/uL		124	70 - 130
Heptachlor epoxide	0.00500	0.00601		ng/uL		120	70 - 130
Methoxychlor	0.00500	0.00602	J	ng/uL		120	70 - 130
Methoxychlor	0.00500	0.00572	J	ng/uL		114	70 - 130

Lab Sample ID: MRL 240-32467/8 MRL
Matrix: Water
Analysis Batch: 32467

Client Sample ID: Lab Control Sample
Prep Type: Total/NA

Analyte	Spike Added	MRL Result	MRL Qualifier	Unit	D	%Rec	%Rec. Limits
4,4'-DDD	0.00500	0.00504		ng/uL		101	70 - 130
4,4'-DDD	0.00500	0.00416	J	ng/uL		83	70 - 130
4,4'-DDE	0.00500	0.00518		ng/uL		104	70 - 130
4,4'-DDE	0.00500	0.00476	J	ng/uL		95	70 - 130
4,4'-DDT	0.00500	0.00498	J	ng/uL		100	70 - 130
4,4'-DDT	0.00500	0.00448	J	ng/uL		90	70 - 130
Aldrin	0.00500	0.00538		ng/uL		108	70 - 130
Aldrin	0.00500	0.00507		ng/uL		101	70 - 130
alpha-BHC	0.00500	0.00523		ng/uL		105	70 - 130
alpha-BHC	0.00500	0.00481	J	ng/uL		96	70 - 130
alpha-Chlordane	0.00500	0.00586		ng/uL		117	70 - 130
alpha-Chlordane	0.00500	0.00550		ng/uL		110	70 - 130
beta-BHC	0.00500	0.00595		ng/uL		119	70 - 130
beta-BHC	0.00500	0.00557		ng/uL		111	70 - 130
delta-BHC	0.00500	0.00483	J	ng/uL		97	70 - 130
delta-BHC	0.00500	0.00444	J	ng/uL		89	70 - 130
Dieldrin	0.00500	0.00617		ng/uL		123	70 - 130
Dieldrin	0.00500	0.00573		ng/uL		115	70 - 130
Endosulfan I	0.00500	0.00639		ng/uL		128	70 - 130
Endosulfan I	0.00500	0.00599		ng/uL		120	70 - 130
Endosulfan II	0.00500	0.00679	^	ng/uL		136	70 - 130
Endosulfan II	0.00500	0.00667	^	ng/uL		133	70 - 130
Endosulfan sulfate	0.00500	0.00601		ng/uL		120	70 - 130
Endosulfan sulfate	0.00500	0.00569		ng/uL		114	70 - 130
Endrin	0.00500	0.00645		ng/uL		129	70 - 130
Endrin	0.00500	0.00587		ng/uL		117	70 - 130
Endrin aldehyde	0.00500	0.00641		ng/uL		128	70 - 130
Endrin aldehyde	0.00500	0.00613		ng/uL		123	70 - 130
Endrin ketone	0.00500	0.00649		ng/uL		130	70 - 130
Endrin ketone	0.00500	0.00581		ng/uL		116	70 - 130
gamma-BHC (Lindane)	0.00500	0.00575		ng/uL		115	70 - 130
gamma-BHC (Lindane)	0.00500	0.00534		ng/uL		107	70 - 130
gamma-Chlordane	0.00500	0.00597		ng/uL		119	70 - 130
gamma-Chlordane	0.00500	0.00546		ng/uL		109	70 - 130
Heptachlor	0.00500	0.00637		ng/uL		127	70 - 130
Heptachlor	0.00500	0.00635		ng/uL		127	70 - 130
Heptachlor epoxide	0.00500	0.00626		ng/uL		125	70 - 130
Heptachlor epoxide	0.00500	0.00574		ng/uL		115	70 - 130

Method: 8081/DOD - Organochlorine Pesticides (GC) (Continued)

Lab Sample ID: MRL 240-32467/8 MRL
Matrix: Water
Analysis Batch: 32467

Client Sample ID: Lab Control Sample
Prep Type: Total/NA

Analyte	Spike Added	MRL Result	MRL Qualifier	Unit	D	%Rec	%Rec. Limits
Methoxychlor	0.00500	0.00483	J	ng/uL		97	70 - 130
Methoxychlor	0.00500	0.00469	J	ng/uL		94	70 - 130

Method: 8082/DOD - Polychlorinated Biphenyls (PCBs) by Gas Chromatography

Lab Sample ID: MB 240-32163/1-A
Matrix: Water
Analysis Batch: 32486

Client Sample ID: Method Blank
Prep Type: Total/NA
Prep Batch: 32163

Analyte	MB Result	MB Qualifier	LOQ	DL	Unit	D	Prepared	Analyzed	Dil Fac
Aroclor-1016	0.20	U	0.50	0.17	ug/L		02/01/12 07:58	02/02/12 17:49	1
Aroclor-1221	0.20	U	0.50	0.13	ug/L		02/01/12 07:58	02/02/12 17:49	1
Aroclor-1232	0.20	U	0.50	0.16	ug/L		02/01/12 07:58	02/02/12 17:49	1
Aroclor-1242	0.40	U	0.50	0.22	ug/L		02/01/12 07:58	02/02/12 17:49	1
Aroclor-1248	0.20	U	0.50	0.10	ug/L		02/01/12 07:58	02/02/12 17:49	1
Aroclor-1254	0.20	U	0.50	0.16	ug/L		02/01/12 07:58	02/02/12 17:49	1
Aroclor-1260	0.20	U	0.50	0.17	ug/L		02/01/12 07:58	02/02/12 17:49	1

Surrogate	*MB %Recovery*	*MB Qualifier*	*Limits*	*Prepared*	*Analyzed*	*Dil Fac*
Tetrachloro-m-xylene	*69*		*40 - 140*	*02/01/12 07:58*	*02/02/12 17:49*	*1*
Tetrachloro-m-xylene	*77*		*40 - 140*	*02/01/12 07:58*	*02/02/12 17:49*	*1*
DCB Decachlorobiphenyl	*77*		*40 - 135*	*02/01/12 07:58*	*02/02/12 17:49*	*1*
DCB Decachlorobiphenyl	*78*		*40 - 135*	*02/01/12 07:58*	*02/02/12 17:49*	*1*

Lab Sample ID: LCS 240-32163/2-A
Matrix: Water
Analysis Batch: 32486

Client Sample ID: Lab Control Sample
Prep Type: Total/NA
Prep Batch: 32163

Analyte	Spike Added	LCS Result	LCS Qualifier	Unit	D	%Rec	%Rec. Limits
Aroclor-1016	10.0	9.17		ug/L		92	25 - 145
Aroclor-1260	10.0	10.9		ug/L		109	30 - 145

Surrogate	*LCS %Recovery*	*LCS Qualifier*	*Limits*
Tetrachloro-m-xylene	*81*		*40 - 140*
Tetrachloro-m-xylene	*84*		*40 - 140*
DCB Decachlorobiphenyl	*94*		*40 - 135*
DCB Decachlorobiphenyl	*97*		*40 - 135*

Lab Sample ID: 240-8119-15 MS
Matrix: Water
Analysis Batch: 32486

Client Sample ID: FWGRQLMW-008C-1883-GW
Prep Type: Total/NA
Prep Batch: 32163

Analyte	Sample Result	Sample Qualifier	Spike Added	MS Result	MS Qualifier	Unit	D	%Rec	%Rec. Limits
Aroclor-1016	0.19	U	10.2	7.81		ug/L		77	25 - 145
Aroclor-1260	0.19	U	10.2	6.26		ug/L		61	30 - 145

Surrogate	*MS %Recovery*	*MS Qualifier*	*Limits*
Tetrachloro-m-xylene	*68*		*40 - 140*
Tetrachloro-m-xylene	*69*		*40 - 140*

Method: 8082/DOD - Polychlorinated Biphenyls (PCBs) by Gas Chromatography (Continued)

Lab Sample ID: 240-8119-15 MS
Matrix: Water
Analysis Batch: 32486

Client Sample ID: FWGRQLMW-008C-1883-GW
Prep Type: Total/NA
Prep Batch: 32163

Surrogate	MS %Recovery	MS Qualifier	Limits
DCB Decachlorobiphenyl	18	Q	40 - 135
DCB Decachlorobiphenyl	19	Q	40 - 135

Lab Sample ID: 240-8119-15 MSD
Matrix: Water
Analysis Batch: 32486

Client Sample ID: FWGRQLMW-008C-1883-GW
Prep Type: Total/NA
Prep Batch: 32163

Analyte	Sample Result	Sample Qualifier	Spike Added	MSD Result	MSD Qualifier	Unit	D	%Rec	%Rec. Limits	RPD	RPD Limit
Aroclor 1016	0.19	U	9.90	8.47		ug/L		86	25 - 145	8	30
Aroclor-1260	0.19	U	9.90	7.51		ug/L		76	30 - 145	18	30

Surrogate	MSD %Recovery	MSD Qualifier	Limits
Tetrachloro-m-xylene	75		40 - 140
Tetrachloro-m-xylene	78		40 - 140
DCB Decachlorobiphenyl	28	Q	40 - 135
DCB Decachlorobiphenyl	29	Q	40 - 135

Lab Sample ID: MRL 240-32486/23 MRL
Matrix: Water
Analysis Batch: 32486

Client Sample ID: Lab Control Sample
Prep Type: Total/NA

Analyte	Spike Added	MRL Result	MRL Qualifier	Unit	D	%Rec	%Rec. Limits
Aroclor-1016	0.0500	0.0560		ng/uL		112	70 - 130
Aroclor-1016	0.0500	0.0535		ng/uL		107	70 - 130
Aroclor-1260	0.0500	0.0582		ng/uL		116	70 - 130
Aroclor-1260	0.0500	0.0590		ng/uL		118	70 - 130

Surrogate	MRL %Recovery	MRL Qualifier	Limits
Tetrachloro-m-xylene	104		70 - 130
Tetrachloro-m-xylene	106		70 - 130
DCB Decachlorobiphenyl	123		70 - 130
DCB Decachlorobiphenyl	133	^	70 - 130

Lab Sample ID: MRL 240-32486/3 MRL
Matrix: Water
Analysis Batch: 32486

Client Sample ID: Lab Control Sample
Prep Type: Total/NA

Analyte	Spike Added	MRL Result	MRL Qualifier	Unit	D	%Rec	%Rec. Limits
Aroclor-1016	0.0500	0.0528		ng/uL		106	70 - 130
Aroclor-1016	0.0500	0.0459	J	ng/uL		92	70 - 130
Aroclor-1260	0.0500	0.0493	J	ng/uL		99	70 - 130
Aroclor-1260	0.0500	0.0526		ng/uL		105	70 - 130

Surrogate	MRL %Recovery	MRL Qualifier	Limits
Tetrachloro-m-xylene	115		70 - 130
Tetrachloro-m-xylene	106		70 - 130
DCB Decachlorobiphenyl	100		70 - 130
DCB Decachlorobiphenyl	116		70 - 130

Method: 8330 (Modified) - Organic Compounds by UV/HPLC

Lab Sample ID: G2B030000060B
Matrix: Water
Analysis Batch: 2034060

Client Sample ID: Method Blank
Prep Type: Dissolved
Prep Batch: 2034060_P

Analyte	MB Result	MB Qualifier	LOQ	DL	Unit	D	Prepared	Analyzed	Dil Fac
Nitroguanidine	6.0 U		20	2.4	ug/L		02/03/12 09:00	02/09/12 10:33	1

Lab Sample ID: G2B030000060C
Matrix: Water
Analysis Batch: 2034060

Client Sample ID: Lab Control Sample
Prep Type: Dissolved
Prep Batch: 2034060_P

Analyte	Spike Added	LCS Result	LCS Qualifier	Unit	D	%Rec	%Rec. Limits
Nitroguanidine	250	258		ug/L		103	73 - 117

Lab Sample ID: 240-8119-15 MS
Matrix: Water
Analysis Batch: 2034060

Client Sample ID: FWGRQLMW-008C-1883-GW
Prep Type: Dissolved
Prep Batch: 2034060_P

Analyte	Sample Result	Sample Qualifier	Spike Added	MS Result	MS Qualifier	Unit	D	%Rec	%Rec. Limits
Nitroguanidine	6.0 U		250	263		ug/L		105	73 - 117

Lab Sample ID: 240-8119-15 MSD
Matrix: Water
Analysis Batch: 2034060

Client Sample ID: FWGRQLMW-008C-1883-GW
Prep Type: Dissolved
Prep Batch: 2034060_P

Analyte	Sample Result	Sample Qualifier	Spike Added	MSD Result	MSD Qualifier	Unit	D	%Rec	%Rec. Limits	RPD	RPD Limit
Nitroguanidine	6.0 U		250	265		ug/L		106	73 - 117	0.73	15

Method: 8330/8330A - Nitroaromatics & Nitramines: Explosives (8330/A)

Lab Sample ID: G2B030000036B
Matrix: Water
Analysis Batch: 2034036

Client Sample ID: Method Blank
Prep Type: Total
Prep Batch: 2034036_P

Analyte	MB Result	MB Qualifier	LOQ	DL	Unit	D	Prepared	Analyzed	Dil Fac
Nitroglycerin	0.50 U		0.65	0.33	ug/L		02/03/12 07:30	02/07/12 22:46	1
PETN	0.50 U		0.65	0.30	ug/L		02/03/12 07:30	02/07/12 22:46	1
2-Amino-4,6-dinitrotoluene	0.10 U		0.20	0.10	ug/L		02/03/12 07:30	02/07/12 22:46	1
4-Amino-2,6-dinitrotoluene	0.050 U		0.10	0.050	ug/L		02/03/12 07:30	02/07/12 22:46	1
1,3-Dinitrobenzene	0.050 U		0.10	0.050	ug/L		02/03/12 07:30	02/07/12 22:46	1
2,4-Dinitrotoluene	0.050 U		0.10	0.050	ug/L		02/03/12 07:30	02/07/12 22:46	1
2,6-Dinitrotoluene	0.050 U		0.10	0.050	ug/L		02/03/12 07:30	02/07/12 22:46	1
HMX	0.050 U		0.10	0.036	ug/L		02/03/12 07:30	02/07/12 22:46	1
Nitrobenzene	0.050 U		0.10	0.050	ug/L		02/03/12 07:30	02/07/12 22:46	1
2-Nitrotoluene	0.10 U		0.50	0.088	ug/L		02/03/12 07:30	02/07/12 22:46	1
3-Nitrotoluene	0.10 U		0.50	0.057	ug/L		02/03/12 07:30	02/07/12 22:46	1
4-Nitrotoluene	0.10 U		0.65	0.088	ug/L		02/03/12 07:30	02/07/12 22:46	1
RDX	0.050 U		0.10	0.036	ug/L		02/03/12 07:30	02/07/12 22:46	1
Tetryl	0.050 U		0.10	0.050	ug/L		02/03/12 07:30	02/07/12 22:46	1
1,3,5-Trinitrobenzene	0.050 U		0.10	0.030	ug/L		02/03/12 07:30	02/07/12 22:46	1
2,4,6-Trinitrotoluene	0.050 U		0.10	0.050	ug/L		02/03/12 07:30	02/07/12 22:46	1

Surrogate	*MB %Recovery*	*MB Qualifier*	*Limits*	*Prepared*	*Analyzed*	*Dil Fac*
3,4-Dinitrotoluene	*99*		*79 - 111*	*02/03/12 07:30*	*02/07/12 22:46*	*1*

Method: 8330/8330A - Nitroaromatics & Nitramines: Explosives (8330/A) (Continued)

Lab Sample ID: G2B030000036C
Matrix: Water
Analysis Batch: 2034036

Client Sample ID: Lab Control Sample
Prep Type: Total
Prep Batch: 2034036_P

Analyte	Spike Added	LCS Result	LCS Qualifier	Unit	D	%Rec	%Rec. Limits
Nitroglycerin	5.00	5.34		ug/L		107	85 - 115
PETN	5.00	4.78		ug/L		96	84 - 117
2-Amino-4,6-dinitrotoluene	1.00	0.994		ug/L		99	50 - 155
4-Amino-2,6-dinitrotoluene	1.00	0.982		ug/L		98	55 - 155
1,3-Dinitrobenzene	1.00	1.06		ug/L		106	45 - 160
2,4-Dinitrotoluene	1.00	0.990		ug/L		99	60 - 135
2,6-Dinitrotoluene	1.00	0.995		ug/L		100	60 - 135
HMX	1.00	1.01		ug/L		101	80 - 115
Nitrobenzene	1.00	1.06		ug/L		106	50 - 140
2-Nitrotoluene	1.00	0.954		ug/L		95	45 - 135
3-Nitrotoluene	1.00	0.947		ug/L		95	50 - 130
4-Nitrotoluene	1.00	0.955		ug/L		95	50 - 130
RDX	1.00	1.03		ug/L		103	50 - 160
Tetryl	1.00	0.813		ug/L		81	20 - 175
1,3,5-Trinitrobenzene	1.00	1.04		ug/L		104	65 - 140
2,4,6-Trinitrotoluene	1.00	0.772		ug/L		77	50 - 145

Surrogate	*LCS %Recovery*	*LCS Qualifier*	*Limits*
3,4-Dinitrotoluene	*98*		*79 - 111*

Lab Sample ID: 240-8119-15 MS
Matrix: Water
Analysis Batch: 2034036

Client Sample ID: FWGRQLMW-008C-1883-GW
Prep Type: Total
Prep Batch: 2034036_P

Analyte	Sample Result	Sample Qualifier	Spike Added	MS Result	MS Qualifier	Unit	D	%Rec	%Rec. Limits
Nitroglycerin	0.52 U		5.04	4.89		ug/L		97	85 - 115
PETN	0.52 U		5.04	4.97		ug/L		99	84 - 117
2-Amino-4,6-dinitrotoluene	0.10 U		1.01	0.926		ug/L		92	50 - 155
4-Amino-2,6-dinitrotoluene	0.052 U		1.01	1.06		ug/L		105	55 - 155
1,3-Dinitrobenzene	0.052 U		1.01	1.08		ug/L		107	45 - 160
2,4-Dinitrotoluene	0.052 U		1.01	0.930		ug/L		92	60 - 135
2,6-Dinitrotoluene	0.052 U		1.01	0.968		ug/L		96	60 - 135
HMX	0.052 U		1.01	0.970		ug/L		96	80 - 115
Nitrobenzene	0.052 U		1.01	1.05		ug/L		104	50 - 140
2-Nitrotoluene	0.10 U		1.01	1.05		ug/L		104	45 - 135
3-Nitrotoluene	0.10 U		1.01	0.918		ug/L		91	50 - 130
4-Nitrotoluene	0.10 U		1.01	0.914		ug/L		91	50 - 130
RDX	0.052 U		1.01	1.02		ug/L		102	50 - 160
Tetryl	0.052 U		1.01	0.978		ug/L		97	20 - 175
1,3,5-Trinitrobenzene	0.052 U		1.01	1.03		ug/L		102	65 - 140
2,4,6-Trinitrotoluene	0.052 U		1.01	0.758		ug/L		75	50 - 145

Surrogate	*MS %Recovery*	*MS Qualifier*	*Limits*
3,4-Dinitrotoluene	*95*		*79 - 111*

Method: 8330/8330A - Nitroaromatics & Nitramines: Explosives (8330/A) (Continued)

Lab Sample ID: 240-8119-15 MSD
Matrix: Water
Analysis Batch: 2034036

Client Sample ID: FWGRQLMW-008C-1883-GW
Prep Type: Total
Prep Batch: 2034036_P

Analyte	Sample Result	Sample Qualifier	Spike Added	MSD Result	MSD Qualifier	Unit	D	%Rec	%Rec. Limits	RPD	RPD Limit
Nitroglycerin	0.52 U		5.05	4.91		ug/L		97	85 - 115	0.26	30
PETN	0.52 U		5.05	4.88		ug/L		97	84 - 117	1.8	30
2-Amino-4,6-dinitrotoluene	0.10 U		1.01	1.03		ug/L		102	50 - 155	11	30
4-Amino-2,6-dinitrotoluene	0.052 U		1.01	1.15		ug/L		114	55 - 155	7.9	30
1,3-Dinitrobenzene	0.052 U		1.01	1.10		ug/L		109	45 - 160	1.9	30
2,4-Dinitrotoluene	0.052 U		1.01	0.953		ug/L		94	60 - 135	2.4	30
2,6-Dinitrotoluene	0.052 U		1.01	0.981		ug/L		97	60 - 135	1.3	30
HMX	0.052 U		1.01	0.996		ug/L		99	80 - 115	2.6	30
Nitrobenzene	0.052 U		1.01	1.04		ug/L		103	50 - 140	0.85	30
2-Nitrotoluene	0.10 U		1.01	1.09		ug/L		108	45 - 135	3.4	30
3-Nitrotoluene	0.10 U		1.01	1.05		ug/L		104	50 - 130	13	30
4-Nitrotoluene	0.10 U		1.01	0.951		ug/L		94	50 - 130	3.9	30
RDX	0.052 U		1.01	1.06		ug/L		106	50 - 160	3.9	30
Tetryl	0.052 U		1.01	0.962		ug/L		95	20 - 175	1.7	30
1,3,5-Trinitrobenzene	0.052 U		1.01	1.06		ug/L		105	65 - 140	2.3	30
2,4,6-Trinitrotoluene	0.052 U		1.01	0.808		ug/L		80	50 - 145	6.3	30

Surrogate	*MSD %Recovery*	*MSD Qualifier*	*Limits*
3,4-Dinitrotoluene	*103*		*79 - 111*

Method: 6010B/DOD - Metals (ICP)

Lab Sample ID: MB 240-33135/1-A
Matrix: Water
Analysis Batch: 33421

Client Sample ID: Method Blank
Prep Type: Total Recoverable
Prep Batch: 33135

Analyte	MB Result	MB Qualifier	LOQ	DL	Unit	D	Prepared	Analyzed	Dil Fac
Arsenic	10	U	10	3.3	ug/L		02/08/12 09:22	02/09/12 09:06	1
Chromium	4.0	U	7.0	1.4	ug/L		02/08/12 09:22	02/09/12 09:06	1
Cobalt	4.0	U	7.0	1.5	ug/L		02/08/12 09:22	02/09/12 09:06	1
Lead	5.0	U	10	1.7	ug/L		02/08/12 09:22	02/09/12 09:06	1
Selenium	10	U	15	4.0	ug/L		02/08/12 09:22	02/09/12 09:06	1
Silver	5.0	U	7.0	1.7	ug/L		02/08/12 09:22	02/09/12 09:06	1
Vanadium	4.0	U	7.0	1.3	ug/L		02/08/12 09:22	02/09/12 09:06	1
Barium	5.0	U	200	2.8	ug/L		02/08/12 09:22	02/09/12 09:06	1
Calcium	1000	U	5000	630	ug/L		02/08/12 09:22	02/09/12 09:06	1
Copper	10	U	25	4.4	ug/L		02/08/12 09:22	02/09/12 09:06	1
Magnesium	213	J	5000	120	ug/L		02/08/12 09:22	02/09/12 09:06	1
Manganese	5.0	U	15	1.8	ug/L		02/08/12 09:22	02/09/12 09:06	1
Nickel	5.0	U	40	2.2	ug/L		02/08/12 09:22	02/09/12 09:06	1
Potassium	900	U	5000	300	ug/L		02/08/12 09:22	02/09/12 09:06	1

Lab Sample ID: LCS 240-33135/2-A
Matrix: Water
Analysis Batch: 33421

Client Sample ID: Lab Control Sample
Prep Type: Total Recoverable
Prep Batch: 33135

Analyte	Spike Added	LCS Result	LCS Qualifier	Unit	D	%Rec	%Rec. Limits
Arsenic	2000	1920		ug/L		96	80 - 120
Chromium	200	194		ug/L		97	80 - 120

Method: 6010B/DOD - Metals (ICP) (Continued)

Lab Sample ID: LCS 240-33135/2-A
Matrix: Water
Analysis Batch: 33421

Client Sample ID: Lab Control Sample
Prep Type: Total Recoverable
Prep Batch: 33135

Analyte	Spike Added	LCS Result	LCS Qualifier	Unit	D	%Rec	%Rec. Limits
Cobalt	500	483		ug/L		97	80 - 120
Lead	500	482		ug/L		96	80 - 120
Selenium	2000	1920		ug/L		96	80 - 120
Silver	50.0	48.6		ug/L		97	80 - 120
Vanadium	500	483		ug/L		97	80 - 120
Barium	2000	2040		ug/L		102	80 - 120
Calcium	50000	48200		ug/L		96	80 - 120
Copper	250	240		ug/L		96	80 - 120
Magnesium	50000	46500		ug/L		93	80 - 120
Manganese	500	495		ug/L		99	80 - 120
Nickel	500	489		ug/L		98	80 - 120
Potassium	50000	48600		ug/L		97	80 - 120

Lab Sample ID: 240-8119-16 MS
Matrix: Water
Analysis Batch: 33421

Client Sample ID: FWGRQLMW-008C-1883-GF
Prep Type: Total Recoverable
Prep Batch: 33135

Analyte	Sample Result	Sample Qualifier	Spike Added	MS Result	MS Qualifier	Unit	D	%Rec	%Rec. Limits
Arsenic	15		2000	2060		ug/L		102	80 - 120
Chromium	4.0	U	200	207		ug/L		103	80 - 120
Cobalt	4.4	J	500	513		ug/L		102	80 - 120
Lead	5.0	U	500	509		ug/L		102	80 - 120
Selenium	10	U	2000	2010		ug/L		101	80 - 120
Silver	1.8	J	50.0	53.2		ug/L		103	80 - 120
Vanadium	4.0	U	500	514		ug/L		103	80 - 120
Barium	94	J	2000	2280		ug/L		109	80 - 120
Calcium	56000		50000	106000		ug/L		100	80 - 120
Copper	10	U	250	255		ug/L		102	80 - 120
Magnesium	75000		50000	126000		ug/L		103	80 - 120
Manganese	670		500	1190		ug/L		104	80 - 120
Nickel	6.5	J	500	526		ug/L		104	80 - 120
Potassium	3100	J	50000	55200		ug/L		104	80 - 120

Lab Sample ID: 240-8119-16 DU
Matrix: Water
Analysis Batch: 33421

Client Sample ID: FWGRQLMW-008C-1883-GF
Prep Type: Total Recoverable
Prep Batch: 33135

Analyte	Sample Result	Sample Qualifier	DU Result	DU Qualifier	Unit	D	RPD	RPD Limit
Arsenic	15		13.2		ug/L		14.0	
Chromium	4.0	U	4.0	U	ug/L		NC	
Cobalt	4.4	J	3.15	J	ug/L		32.0	
Lead	5.0	U	5.0	U	ug/L		NC	
Selenium	10	U	10	U	ug/L		NC	
Silver	1.8	J	5.0	U	ug/L		NC	
Vanadium	4.0	U	4.0	U	ug/L		NC	
Barium	94	J	94.2	J	ug/L		0.020	
Calcium	56000		55500		ug/L		0.600	
Copper	10	U	10	U	ug/L		NC	
Magnesium	75000		74700		ug/L		0.700	

Method: 6010B/DOD - Metals (ICP) (Continued)

Lab Sample ID: 240-8119-16 DU
Matrix: Water
Analysis Batch: 33421

Client Sample ID: FWGRQLMW-008C-1883-GF
Prep Type: Total Recoverable
Prep Batch: 33135

Analyte	Sample Result	Sample Qualifier	DU Result	DU Qualifier	Unit	D	RPD	RPD Limit
Manganese	670		671		ug/L		0.100	
Nickel	6.5	J	5.26	J	ug/L		21.0	
Potassium	3100	J	3070	J	ug/L		2.00	

Method: 6020/DOD - Metals (ICP/MS)

Lab Sample ID: MB 240-33135/1-A
Matrix: Water
Analysis Batch: 33647

Client Sample ID: Method Blank
Prep Type: Total Recoverable
Prep Batch: 33135

Analyte	MB Result	MB Qualifier	LOQ	DL	Unit	D	Prepared	Analyzed	Dil Fac
Aluminum	60	U	60	20	ug/L		02/08/12 09:22	02/10/12 10:32	1
Antimony	0.50	U	2.0	0.21	ug/L		02/08/12 09:22	02/10/12 10:32	1
Beryllium	0.10	U	1.0	0.033	ug/L		02/08/12 09:22	02/10/12 10:32	1
Cadmium	0.070	U	2.0	0.023	ug/L		02/08/12 09:22	02/10/12 10:32	1
Iron	100	U	150	44	ug/L		02/08/12 09:22	02/10/12 10:32	1
Sodium	400	U	1000	160	ug/L		02/08/12 09:22	02/10/12 10:32	1
Thallium	1.0	U	2.0	0.32	ug/L		02/08/12 09:22	02/10/12 10:32	1
Zinc	20	U	40	8.8	ug/L		02/08/12 09:22	02/10/12 10:32	1

Lab Sample ID: LCS 240-33135/3-A ^10
Matrix: Water
Analysis Batch: 33647

Client Sample ID: Lab Control Sample
Prep Type: Total Recoverable
Prep Batch: 33135

Analyte	Spike Added	LCS Result	LCS Qualifier	Unit	D	%Rec	%Rec. Limits
Aluminum	10000	9360	D	ug/L		94	80 - 120
Antimony	100	93.6	D	ug/L		94	80 - 120
Beryllium	1000	1020	D	ug/L		102	80 - 120
Cadmium	1000	958	D	ug/L		96	80 - 120
Iron	10000	10600	D	ug/L		106	80 - 120
Sodium	10000	9330	J D	ug/L		93	80 - 120
Thallium	250	246	D	ug/L		98	80 - 120
Zinc	1000	990	D	ug/L		99	80 - 120

Lab Sample ID: 240-8119-16 MS
Matrix: Water
Analysis Batch: 33647

Client Sample ID: FWGRQLMW-008C-1883-GF
Prep Type: Total Recoverable
Prep Batch: 33135

Analyte	Sample Result	Sample Qualifier	Spike Added	MS Result	MS Qualifier	Unit	D	%Rec	%Rec. Limits
Aluminum	60	U	10000	9930	D	ug/L		99	63 - 128
Antimony	0.50	U	100	97.7	D	ug/L		98	44 - 153
Beryllium	0.10	U	1000	1090	D	ug/L		109	77 - 124
Cadmium	0.070	U	1000	1010	D	ug/L		101	78 - 117
Iron	61000		10000	74200	D 4	ug/L		130	22 - 169
Sodium	3700		10000	13600	D	ug/L		99	80 - 120
Thallium	1.0	U	250	265	D	ug/L		106	69 - 117
Zinc	14	J	1000	1060	D	ug/L		104	49 - 156

Method: 6020/DOD - Metals (ICP/MS) (Continued)

Lab Sample ID: 240-8119-16 DU
Matrix: Water
Analysis Batch: 33647

Client Sample ID: FWGRQLMW-008C-1883-GF
Prep Type: Total Recoverable
Prep Batch: 33135

Analyte	Sample Result	Sample Qualifier	DU Result	DU Qualifier	Unit	D	RPD	RPD Limit
Aluminum	60	U	60	U	ug/L		NC	20
Antimony	0.50	U	0.50	U	ug/L		NC	20
Beryllium	0.10	U	0.10	U	ug/L		NC	20
Cadmium	0.070	U	0.070	U	ug/L		NC	20
Iron	61000		61300		ug/L		0.2	20
Sodium	3700		3590		ug/L		2	20
Thallium	1.0	U	1.0	U	ug/L		NC	20
Zinc	14	J	13.1	J	ug/L		9	20

Method: 7470A/DOD - Mercury (CVAA)

Lab Sample ID: MB 240-32813/1-A
Matrix: Water
Analysis Batch: 33248

Client Sample ID: Method Blank
Prep Type: Total/NA
Prep Batch: 32813

Analyte	MB Result	MB Qualifier	LOQ	DL	Unit	D	Prepared	Analyzed	Dil Fac
Hg	0.20	U	0.20	0.12	ug/L		02/06/12 13:15	02/08/12 12:51	1

Lab Sample ID: LCS 240-32813/2-A
Matrix: Water
Analysis Batch: 33248

Client Sample ID: Lab Control Sample
Prep Type: Total/NA
Prep Batch: 32813

Analyte	Spike Added	LCS Result	LCS Qualifier	Unit	D	%Rec	%Rec. Limits
Hg	5.00	4.09		ug/L		82	80 - 120

Lab Sample ID: 240-8119-16 MS
Matrix: Water
Analysis Batch: 33248

Client Sample ID: FWGRQLMW-008C-1883-GF
Prep Type: Total/NA
Prep Batch: 32813

Analyte	Sample Result	Sample Qualifier	Spike Added	MS Result	MS Qualifier	Unit	D	%Rec	%Rec. Limits
Hg	0.20	U	1.00	0.922		ug/L		92	80 - 120

Lab Sample ID: 240-8119-16 DU
Matrix: Water
Analysis Batch: 33248

Client Sample ID: FWGRQLMW-008C-1883-GF
Prep Type: Total/NA
Prep Batch: 32813

Analyte	Sample Result	Sample Qualifier	DU Result	DU Qualifier	Unit	D	RPD	RPD Limit
Hg	0.20	U	0.20	U	ug/L		NC	

Method: 353.2 - Nitrate-Nitrite (353.2, Automated)

Lab Sample ID: G2B150000150B
Matrix: Water
Analysis Batch: 2046150

Client Sample ID: Method Blank
Prep Type: Total
Prep Batch: 2046150_P

Analyte	MB Result	MB Qualifier	LOQ	DL	Unit	D	Prepared	Analyzed	Dil Fac
Nitrate-Nitrite	0.012 U		0.050	0.0053	mg/L		02/15/12 00:00	02/15/12 11:12	1

Method: 353.2 - Nitrate-Nitrite (353.2, Automated) (Continued)

Lab Sample ID: G2B150000150C
Matrix: Water
Analysis Batch: 2046150

Client Sample ID: Lab Control Sample
Prep Type: Total
Prep Batch: 2046150_P

Analyte	Spike Added	LCS Result	LCS Qualifier	Unit	D	%Rec	%Rec. Limits
Nitrate-Nitrite	1.00	0.995		mg/L		99	90 - 110

Lab Sample ID: G2B020475008D
Matrix: Water
Analysis Batch: 2046150

Client Sample ID: Matrix Spike Duplicate
Prep Type: Total
Prep Batch: 2046150_P

Analyte	Sample Result	Sample Qualifier	Spike Added	SD1 Result	SD1 Qualifier	Unit	D	%Rec	%Rec. Limits	RPD	RPD Limit
Nitrate-Nitrite	0.0069	J	1.00	0.883	N	mg/L		88	90 - 110	1.2	20

Lab Sample ID: G2B020475008S
Matrix: Water
Analysis Batch: 2046150

Client Sample ID: Matrix Spike
Prep Type: Total
Prep Batch: 2046150_P

Analyte	Sample Result	Sample Qualifier	Spike Added	MS1 Result	MS1 Qualifier	Unit	D	%Rec	%Rec. Limits
Nitrate-Nitrite	0.0069	J	1.00	0.894	N	mg/L		89	90 - 110

Method: 9012A - Cyanide, Total and/or Amenable

Lab Sample ID: MB 240-32208/1-A
Matrix: Water
Analysis Batch: 32285

Client Sample ID: Method Blank
Prep Type: Total/NA
Prep Batch: 32208

Analyte	MB Result	MB Qualifier	LOQ	DL	Unit	D	Prepared	Analyzed	Dil Fac
Cyanide, Total	0.010	U	0.010	0.0050	mg/L		02/01/12 10:05	02/01/12 13:00	1

Lab Sample ID: LCS 240-32208/2-A
Matrix: Water
Analysis Batch: 32285

Client Sample ID: Lab Control Sample
Prep Type: Total/NA
Prep Batch: 32208

Analyte	Spike Added	LCS Result	LCS Qualifier	Unit	D	%Rec	%Rec. Limits
Cyanide, Total	0.0449	0.0493		mg/L		110	69 - 118

Lab Sample ID: 240-8119-15 MS
Matrix: Water
Analysis Batch: 32285

Client Sample ID: FWGRQLMW-008C-1883-GW
Prep Type: Total/NA
Prep Batch: 32208

Analyte	Sample Result	Sample Qualifier	Spike Added	MS Result	MS Qualifier	Unit	D	%Rec	%Rec. Limits
Cyanide, Total	0.010	U	0.0400	0.0397		mg/L		99	42 - 140

Lab Sample ID: 240-8119-15 MSD
Matrix: Water
Analysis Batch: 32285

Client Sample ID: FWGRQLMW-008C-1883-GW
Prep Type: Total/NA
Prep Batch: 32208

Analyte	Sample Result	Sample Qualifier	Spike Added	MSD Result	MSD Qualifier	Unit	D	%Rec	%Rec. Limits	RPD	RPD Limit
Cyanide, Total	0.010	U	0.0400	0.0413		mg/L		103	42 - 140	4	20

Method: 9012A - Cyanide, Total and/or Amenable (Continued)

Lab Sample ID: MRL 240-32285/6 MRL
Matrix: Water
Analysis Batch: 32285

Client Sample ID: Lab Control Sample
Prep Type: Total/NA

Analyte	Spike Added	MRL Result	MRL Qualifier	Unit	D	%Rec	%Rec. Limits
Cyanide, Total	0.0100	0.00881	J	mg/L		88	70 - 130

Lab Sample ID: MB 240-33146/1-A
Matrix: Water
Analysis Batch: 33211

Client Sample ID: Method Blank
Prep Type: Total/NA
Prep Batch: 33146

Analyte	MB Result	MB Qualifier	LOQ	DL	Unit	D	Prepared	Analyzed	Dil Fac
Cyanide, Total	0.010	U	0.010	0.0050	mg/L		02/08/12 09:44	02/08/12 13:03	1

Lab Sample ID: LCS 240-33146/2-A
Matrix: Water
Analysis Batch: 33211

Client Sample ID: Lab Control Sample
Prep Type: Total/NA
Prep Batch: 33146

Analyte	Spike Added	LCS Result	LCS Qualifier	Unit	D	%Rec	%Rec. Limits
Cyanide, Total	0.0449	0.0451		mg/L		100	69 - 118

Lab Sample ID: MRL 240-33211/12 MRL
Matrix: Water
Analysis Batch: 33211

Client Sample ID: Lab Control Sample
Prep Type: Total/NA

Analyte	Spike Added	MRL Result	MRL Qualifier	Unit	D	%Rec	%Rec. Limits
Cyanide, Total	0.0100	0.0105		mg/L		105	70 - 130

Method: WS-WC-0050 - Nitrocellulose as N by WS-WC-0050

Lab Sample ID: G2B090000141B
Matrix: Water
Analysis Batch: 2040141

Client Sample ID: Method Blank
Prep Type: Total
Prep Batch: 2040141_P

Analyte	MB Result	MB Qualifier	LOQ	DL	Unit	D	Prepared	Analyzed	Dil Fac
Nitrocellulose	1.0 U		2.0	0.48	mg/L		02/09/12 15:01	02/10/12 12:47	1

Lab Sample ID: G2B090000141C
Matrix: Water
Analysis Batch: 2040141

Client Sample ID: Lab Control Sample
Prep Type: Total
Prep Batch: 2040141_P

Analyte	Spike Added	LCS Result	LCS Qualifier	Unit	D	%Rec	%Rec. Limits
Nitrocellulose	5.07	2.03		mg/L		40	26 - 144

Lab Sample ID: 240-8119-15 MS
Matrix: Water
Analysis Batch: 2040141

Client Sample ID: FWGRQLMW-008C-1883-GW
Prep Type: Total
Prep Batch: 2040141_P

Analyte	Sample Result	Sample Qualifier	Spike Added	MS Result	MS Qualifier	Unit	D	%Rec	%Rec. Limits
Nitrocellulose	1.0 U		5.07	4.40		mg/L		86	26 - 144

Method: WS-WC-0050 - Nitrocellulose as N by WS-WC-0050 (Continued)

Lab Sample ID: 240-8119-15 MSD
Matrix: Water
Analysis Batch: 2040141

Client Sample ID: FWGRQLMW-008C-1883-GW
Prep Type: Total
Prep Batch: 2040141_P

Analyte	Sample Result	Sample Qualifier	Spike Added	MSD Result	MSD Qualifier	Unit	D	%Rec	%Rec. Limits	RPD	RPD Limit
Nitrocellulose	1.0 U		5.07	3.90		mg/L		76	26 - 144	12	45

Shipping and Receiving Documents

Chain of Custody Record

TestAmerica Laboratory location: North Canton

Regulatory program: ☐ DW ☐ NPDES ☐ RCRA ☐ Other _____

TestAmerica
THE LEADER IN ENVIRONMENTAL TESTING

TestAmerica Laboratories, Inc.

Client Contact				
Company Name: EQM	Client Project Manager: John Miller	Site Contact: Erik Corbin	Lab Contact: Mark Loeb	COC No: EC013012
Address: 1800 Carillon Blvd.	Telephone:	Telephone: 513-825-7500	Telephone:	1 of 1 COCs
City/State/Zip: Cincinnati OH 45240	Email: ecorbin@eqm.com	Analysis Turnaround Time (in BUSINESS days)	Analyses	For lab use only
Phone: 513-825-7500		TAT if different from below _____		Walk-in client ☐ Lab pickup ☐ Lab shipping ☐
Project Name: RVAAP66 (OH)	Method of Shipment/Carrier: Lab Pickup	per SOW ☒ 3 weeks ☐ 2 weeks ☐ 1 week ☐ 2 days ☐ 1 day		Job/SDG No.:
Project Number: 030174.0016	Shipping/Tracking No: NA			
PO #				

Sample Identification	Sample Date	Sample Time	Matrix: Air	Aqueous	Sediment	Solid	Other:	Containers & Preservatives: H2SO4	HNO3	HCl	NaOH	ZnAc/NaOH	Unpres	Other:	Filtered Sample (Y/N)	Composite (C/G)	VOC 8260	SVOC 8270*	PCB 8082	Explosives 8330	Propellants	Cyanide 9012	Metals: 6020/7470			Sample Specific Notes / Special Instructions:
FWGTeam1-Trip	1/30/12	11:45		X						3	EC1	1/30/12			N	G	X									EC1
FWGRQLmw-007C-1882-GW	1/30/12	13:01		X						3	1		9		N	G	X	X	X	X	X	X	X			EC9
FWGRQLmw-007C-1882-GF	1/30/12	13:01		X					1						Y	G								X		EC9
FWGRQLmw-009C-1884-GW	1/30/12	14:41		X						3	1		9		N	G	X	X	X	X	X	X	X			EC1
FWGRQLmw-009C-1884-GF	1/30/12	14:41		X					1						Y	G								X		EC1
FWGRQLmw-DUP3-1892-GW	1/30/12	15:55		X						3	1		9		N	G	X	X	X	X	X	X	X			ID27
FWGRQLmw-DUP3-1892-GF	1/30/12	15:55		X					1						Y	G								X		ID27
FWGLL10mw-003C-1866-GW	1/30/12	17:05		X						3					N	G	X									EC1
FWGLL10mw-003C-1866-GF	1/30/12	17:05		X											Y	G								X		EC1
								EC 1/30/12																		

Possible Hazard Identification
☒ Non-Hazard ☐ Flammable ☐ Skin Irritant ☐ Poison B ☐ Unknown

Sample Disposal (A fee may be assessed if samples are retained longer than 1 month)
☐ Return to Client ☒ Disposal By Lab ☐ Archive For _____ Months

Special Instructions/QC Requirements & Comments:
All metals are field filtered. Temps may not meet requirements if sample collection is close to lab pick up time.
*SVOC 8270 to be analyzed for nitroaromatics/phthalates Phenols PAHs

Relinquished by:	Company:	Date/Time:	Received by:	Company:	Date/Time:
Erik Corbin	EQ	1/30/12 1450		TAL-NC	1-30-12 1830
Relinquished by:	Company:	Date/Time:	Received by:	Company:	Date/Time:
	TAL-NC	1-30-12 1925			
Relinquished by:	Company:	Date/Time:	Received in Laboratory by:	Company:	Date/Time:
				TAL	1-31-12 830

All VOCs in cooler EC1.

©2008, TestAmerica Laboratories, Inc. All rights reserved.
TestAmerica & Design ™ are trademarks of TestAmerica Laboratories, Inc.

TAL-0018 (1008)

Chain of Custody Record

TestAmerica Laboratory location: CANTON, OH

Regulatory program: ☐ DW ☐ NPDES ☐ RCRA ☐ Other

TestAmerica
THE LEADER IN ENVIRONMENTAL TESTING

TestAmerica Laboratories, Inc.

Client Contact	Client Project Manager:	Site Contact:	Lab Contact:	COC No:
Company Name: EQM	JOHN MILLER	ERIK CORBIN	MARK LOEB	CAL013012
Address: 1800 CARILLON BLVD	Telephone: 5138257500 FAX 7495	Telephone: - same	Telephone: 330 497 9396	1 of ___ COCs
City/State/Zip: Cincinnati OH 45240	Email: ecorbin@eqm.com	Analysis Turnaround Time (in BUS days)	Analyses	For lab use only
Phone:		TAT if different from below ___		Walk-in client ☐
Project Name: RVAAP L66 (OH)	Method of Shipment/Carrier: Lab Pickup	per SOW ☒ 3 weeks ☐ 2 weeks ☐ 1 week ☐ 2 days ☐ 1 day		Lab pickup ☐
Project Number: 30174.0016	Shipping/Tracking No: N/A			Lab sampling ☐
PO #				Job/SDG No.

Sample Identification	Sample Date	Sample Time	Matrix: Air	Aqueous	Sediment	Solid	Other:	Containers & Preservatives: H2SO4	HNO3	HCl	NaOH	ZnAc/NaOH	Unpres	Other:	Filtered Sample (Y/N)	Composite/Grab	VOC 8260	SVOC 8270 * See special list	Pest 8081	PCB 8082	EXPLO 8330	Propellants	Cyanide 9012	NO2/NO3	Metals 6010/6020/7470	Cr(VI) short hold	Sample Specific Notes / Special Instructions:
FWG Team 2 - Trip	1-30-12	1145		X						2																	* cooler ID#
FWG BKG mw-021C-1856-GW	↓	1258		X						3			9		NG		X	X	X	X	X	X				* svoc=1	#113
FWG BKG mw-021C-1856-GF	↓	↓		X					1						XG										X		#113
FWG B12 mw-012C-1874-GW	↓	1412		X									2		NG			X								* svoc=1,3	C119
FWG B12 mw-012C-1874-GF	↓	↓		X					1						YG										X		C119
FWG RQL mw-008C-1883-GW	↓	1502		X						9	3		27		NG		X	X	X	X	X	X	X			* svoc= #4	MS/MSD 179, STL-1, 15
FWG RQL mw-008C-1883-GF	↓	↓		X					3						YG										X		MS/MSD 179, STL-1, 15
FWG EB6 mw-125C-1880-GW	↓	1704		X									2		NG			X								* svoc=1	13
FWG EB6 mw-125C-1880-GF	↓	↓		X					1						YG										X		13
									Cool																		

Possible Hazard Identification: ☒ Non-Hazard ☐ Flammable ☐ Skin Irritant ☐ Poison B ☐ Unknown

Sample Disposal (A fee may be assessed if samples are retained longer than 1 month): ☐ Return to Client ☒ Disposal By Lab ☐ Archive For ___ Months

Special Instructions/QC Requirements & Comments:
All metals ~~and Cr(VI)~~ samples are field filtered.
Temps may not meet requirements if sample collection is close to ~~lab~~ pickup time.
All VOAs in cooler C119.
~~All Cr(VI) in cooler~~ ___.

Relinquished by:	Company:	Date/Time:	Received by:	Company:	Date/Time:
[signature]	EQM	1-30-12 1830	[signature]	TAL-XIC	1-30-12 1830
[signature]	TAL-XIC	1-30-12 1925	Received by:	Company:	Date/Time:
Relinquished by:	Company:	Date/Time:	Received in Laboratory by: [signature]	Company: TAL	Date/Time: 1-31-830

SVOC 8270 Nitro Aromatics/Phthalates, Phenols, PAHs

©2008, TestAmerica Laboratories, Inc. All rights reserved.
TestAmerica & Design ™ are trademarks of TestAmerica Laboratories, Inc.

TAL-0018 (1008)

* svoc 1 = Nitro Aromatic/Phthalates svoc 2 = Phenol svoc 3 = PAHs svoc 4 = Full RVAAP Suite *

Chain of Custody Record

TestAmerica
THE LEADER IN ENVIRONMENTAL TESTING

TAL-4142 (0408)

Client: EQM	Project Manager: JOHN MILLER	Date: 01/30/2012	Chain of Custody Number: 000469
Address: 1800 CARILLON BLVD	Telephone Number (Area Code)/Fax Number: (513) 825-7500 / 7495	Lab Number:	Page 1 of 1
City: CINCINNATI / State: OH / Zip Code: 45240	Site Contact: E. CORBIN	Lab Contact:	
Project Name and Location (State): RVAAP 66 (OH)	Carrier/Waybill Number: LAB PICKUP		
Contract/Purchase Order/Quote No.: 30174:0016			

Analysis (Attach list if more space is needed): * SEE LIST

Sample I.D. No. and Description (Containers for each sample may be combined on one line)	Date	Time	Matrix: Air	Aqueous	Sed.	Soil	Containers & Preservatives: Unpres.	H2SO4	HNO3	HCl	NaOH	ZnAc/NaOH	VOC 8260	SVOC 8270*	PEST 8081	PCB 8082	EXPLO 8330	PROPELLANTS	CYANIDE 9012	NO2/NO3	METALS (6010/7470)	CLP 6	SVOC 8270**	Filtered 8270	Special Instructions/ Conditions of Receipt
FWG TEAM 3 - TRIP	01/30/12	12:00								2			X												COOLER 313
FWGLL2MW-26SC-1860 GW	01/30/12	13:13					7			3			X5	X2	X5	X1	X1	X2							COOLER ID 12
FWG LL2MW-26SC-1860 GF	01/30/12	13:13							1												X				COOLER ID 12
FWGLL2 MW-~~0595~~ DUP1 -1890 GW	01/30/12	13:13					2							X2											COOLER ID 313
FWGLL2 MW-~~0595~~ DUP1 -1890 GF	01/30/12	13:13							1												X				COOLER ID 313
FWGLL2MW-059C-1859 GW	01/30/12	16:03					9			3			X3	X2	X3	X2	X1	X2							COOLER ID 405
FWGLL2MW-059C-1859 GF	01/30/12	16:03									1										X				COOLER ID 405
FWGLL12 MW-185C-1869 GW	01/30/12	17:24					1													X					COOLER ID ~~#4~~ 12
FWGLL12MW-185C-1869 GF	01/30/12	17:24									1										X				COOLER ID ~~#4~~ 12
FWG EQUIPRINSE-1-1894-GW	01/30/12	17:56					9		1	3	1	X	X	X	X	X	X	X	X	X	X			X	COOLER ID #2005 METALS NOT FIELD FILTERED

Possible Hazard Identification: [X] Non-Hazard [ ] Flammable [ ] Skin Irritant [ ] Poison B [ ] Unknown

Sample Disposal: [ ] Return To Client [X] Disposal By Lab [ ] Archive For _____ Months (A fee may be assessed if samples are retained longer than 1 month)

Turn Around Time Required: [ ] 24 Hours [ ] 48 Hours [ ] 7 Days [ ] 14 Days [ ] 21 Days [X] Other PER SOW

QC Requirements (Specify):

	Date	Time		Date	Time
1. Relinquished By: Eric Corbin EQ	1/30/12	18:30	1. Received By:	1-30-12	1830
2. Relinquished By:	1-30-12	1925	2. Received By:	1-31-12	830
3. Relinquished By:			3. Received By:		

Comments: ALL VOAS IN COOLER 313; METALS WERE FIELD FILTERED
TEMPS MAY NOT MEET MIN REQUIREMENTS IF COLLECTION IS CLOSE TO LAB PICK UP TIME

DISTRIBUTION: WHITE - Returned to Client with Report; CANARY - Stays with the Sample; PINK - Field Copy

* 8270 FOR NITROAROMATICS/PHTHALATES, PHENOLS; ** 8270 FOR NITROAROMATICS/PHALATES, PHENOLS, PAHs

Page 2 of 2

TestAmerica Cooler Receipt Form/Narrative **Lot Number:** 8119
North Canton Facility

Client EQM Project _____ By: Chr Lingal (Signature)
Cooler Received on 1-30-12 Opened on 1-31-12
FedEx UPS DHL FAS Stetson Client Drop Off TestAmerica Courier Other _____
TestAmerica Cooler # _____ Multiple Coolers Foam Box Client Cooler Other _____

1. Were custody seals on the outside of the cooler(s)? Yes No Intact? Yes No NA
   If YES, Quantity _____ Quantity Unsalvageable _____
   Were custody seals on the outside of cooler(s) signed and dated? Yes No NA
   Were custody seals on the bottle(s)? Yes No
   If YES, are there any exceptions? _____
2. Shippers' packing slip attached to the cooler(s)? Yes No
3. Did custody papers accompany the sample(s)? Yes No Relinquished by client? Yes No
4. Were the custody papers signed in the appropriate place? Yes No
5. Packing material used: Bubble Wrap Foam None Other _____
6. Cooler temperature upon receipt _____ °C See back of form for multiple coolers/temps BACK
   METHOD: IR Other _____
   COOLANT: Wet Ice Blue Ice Dry Ice Water None
7. Did all bottles arrive in good condition (Unbroken)? Yes No
8. Could all bottle labels be reconciled with the COC? Yes No
9. Were sample(s) at the correct pH upon receipt? Yes No NA
10. Were correct bottle(s) used for the test(s) indicated? Yes No
11. Were air bubbles >6 mm in any VOA vials? Yes No NA
12. Sufficient quantity received to perform indicated analyses? Yes No
13. Was a trip blank present in the cooler(s)? Yes No Were VOAs on the COC? Yes No

Contacted PM _____ Date _____ by _____ via Verbal Voice Mail Other
Concerning

14. CHAIN OF CUSTODY

The following discrepancies occurred:

15. SAMPLE CONDITION

Sample(s) _____ were received after the recommended holding time had expired.
Sample(s) _____ were received in a broken container.
Sample(s) _____ were received with bubble >6 mm in diameter. (Notify PM)

16. SAMPLE PRESERVATION

Sample(s) _____ were further preserved in Sample Receiving to meet recommended pH level(s). *Nitric Acid Lot# 110410-HNO_3; Sulfuric Acid Lot# 041911-H_2SO_4; Sodium Hydroxide Lot# 121809 -NaOH; Hydrochloric Acid Lot# 041911-HCl; Sodium Hydroxide and Zinc Acetate Lot#* 100108-$(CH_3COO)_2ZN/NaOH$. What time was preservative added to sample(s)? _____

Client ID	pH	Date	Initials
1882 GW	7 12	1-31-12	CSL
1882 GF	<2		
1884 GW	7 12		
1884 GF	<2		
1892 GW	7 12		
1892 GF	<2		
1866 GF	<2		
1856 GW	N/A		

TestAmerica Cooler Receipt Form/Narrative
North Canton Facility

Client ID	pH	Date	Initials
1856GF	<2	1-31-12	CSL
1874GF	<2		
1883GW	712 712 712		
1883GF	<2 <2 <2		
1880GF	<2		
1860	<2		
1890GW	<2		
1859GF	<2		
1869GW	<2		
1869GF	<2		
1894GW	<2 <2		

Cooler #	Temp. °C	Method	Coolant
EC9	4.8	IR	ICE
EC1	4.2		
1D27	5.4		
13	3.5		
179	1.6		
015	0.8		
STL-1	1.2		
313	2.3		
12009	1.5		
12	0.7		
405	2.0		
C119	2.3		
Discrepancies Cont'd:			
H113	1.8		

Login Sample Receipt Checklist

Client: Environmental Quality Mgt., Inc.

Job Number: 240-8119-1

Login Number: 8119

List Source: TestAmerica North Canton

List Number: 1

Creator: Livengood, Chris

Question	Answer	Comment
Radioactivity either was not measured or, if measured, is at or below background	N/A	
The cooler's custody seal, if present, is intact.	True	
The cooler or samples do not appear to have been compromised or tampered with.	True	
Samples were received on ice.	True	
Cooler Temperature is acceptable.	True	4.8 4.2 5.4 3.5 1.6 0.8 1.2 2.3 1.5 0.7 2.0 2.3 1.8
Cooler Temperature is recorded.	True	
COC is present.	True	
COC is filled out in ink and legible.	True	
COC is filled out with all pertinent information.	True	
Is the Field Sampler's name present on COC?	True	
There are no discrepancies between the sample IDs on the containers and the COC.	True	
Samples are received within Holding Time.	True	
Sample containers have legible labels.	True	
Containers are not broken or leaking.	True	
Sample collection date/times are provided.	True	
Appropriate sample containers are used.	True	
Sample bottles are completely filled.	True	
Sample Preservation Verified.	True	
There is sufficient vol. for all requested analyses, incl. any requested MS/MSDs	True	
VOA sample vials do not have headspace or bubble is <6mm (1/4") in diameter.	True	
Multiphasic samples are not present.	True	
Samples do not require splitting or compositing.	True	
Residual Chlorine Checked.	N/A	

Appendix I

Ravenna, OH Data Review Checklist

Project Number: 030174.0016
Sample Event: January 2012
Data Reviewer/Date: Angye Dragotta/ May 7, 2012

SDG: 240-8119-1 Rev1
Analysis: SW846 8260B

Review Questions:	Yes	No	N/A	Comments	Qual/Criteria
1. Did Chain-of-Custody information agree with laboratory report?	X				
2. Were samples preserved properly and received in good condition?	X				QAPP Table 5-1,
3. Were holding times met?	X				*QAPP Table 5-1*, J/UJ/R
4. Were sample storage requirements met?	X				*QAPP Table 5-1,*
5. Were all QAPP addendum-specified target analytes reported?	X				QAPP Table 4-5
6. Was the GC/MS system tuned with bromofluorobenzene (BFB) during each 12 hour shift (prior to ICAL and Cal Ver.)?	X				QSM Table F-4
7. Calibration					
7a. Did the initial calibration curve consist of 5 concentration levels?	X			Instrument A3UX10–February 1, 2012	QSM Table F-4 R
7b. Did the Calibration Check Compounds (CCCs) (see Table 1 below) relative standard deviations (%RSD) ≤ 30%?	X				QSM *Table F-4* R
7c. Were the minimum response factors (RFs) for the System Performance Check Compounds (SPCCs) (see Table 2 below) met?	X				QSM *Table F-4*
7d. Did target analytes with an average calibration type have an RSD≤ 15%?	X				QSM *Table F-4* 15% <RSD< 20% = J/UJ
7e. IF the RSD was >15% was a different calibration option used?	X				
7f. If a linear regression curve was used, was the correlation coefficient r>0.995?	X			Acetone and styrene used a linear fit with r>0.995.	QSM *Table F-4* R<0.99=-J/R
7g. If a non-linear regression was used, was the COD r≥0.99, with a minimum of 6 points for second order and 7 points for third order?			X		QSM *Table F-4* R<0.99=-J/R
8. Was a LOD Level Verification performed quarterly for each reported analyte with detected results?	X			2/2/12 @ 1823	QSM *Table F-4 and section D.1.2.1*
9. Was a MRL Level Verification run at the beginning and end of every daily sequence or every 12 hours?	X				

Ravenna, OH Data Review Checklist

Project Number: 030174.0016
Sample Event: January 2012
Data Reviewer/Date: Angye Dragotta/ May 7, 2012

SDG: 240-8119-1 Rev1
Analysis: SW846 8260B

Review Questions:	Yes	No	N/A	Comments	Qual/Criteria
10. Were the QC/MRL recoveries 70-130%		X		The opening MRL analyzed 2/2/12 at 1141 recovered above control limits of 70-130% for methylene chloride at 235%. The closing MRL check analyzed 2/2/12 at 1802 recovered above limits of 70-130% for methylene chloride at 268%. The detected methylene chloride results for samples FWGTEAM1-TRIP, FWGTEAM2-TRIP and FWGTEAM3-TRIP were qualified as estimated, "J".	Louisville Supplement to the DOD QSM
11. Was a second source verification (ICV) analyzed? Were results 80-120%?	X			2/1/12 @1200	QSM Table F-4 J=<80% and >120%
12. Was a CCV run daily prior to analysis and every 12 hours of analysis time?	X			2/2/12 @ 1119	QSM Table F-4
12a. Were the average response factors (RFs) for the System Performance Check Compounds (SPCCs) (see Table 2 below) met?	X				QSM *Table F-4*
12b. Were all target analytes ≤ 20%D?	X				QSM Table F-4 %D <20% = J/UJ
13. Were the internal standards added to every sample?	X				QSM Table F-4
13a. Was the EICP area between -50% and +100% of the ICAL mid-point standard?	X				QSM Table F-4 R
13b. Were the retention times for all IS compounds within ±30 seconds from the RT of the mid-point standard in the ICAL?	X				QSM Table F-4 J/UJ
14. Were the retention times for target analytes within ±0.06 RRT units from the RT of the mid-point standard in the ICAL or the most recently updated RRT for all samples?	X				QSM Table F-4 J
15. Was a method blank prepared and analyzed with each batch?	X				QSM Table F-4
15a. Were target analytes detected in the method blank >1/2 the MRL >RL for common contaminants?	X			Checked by ADR. Methylene chloride was detected in the method blank at 1.44 ug/L. The methylene chloride results for samples FWGTEAM1-TRIP, FWGTEAM2-TRIP and FWGTEAM3-TRIP were qualified, "B".	QSM Table F-4 <5/10X =B
16. Was a field blank (equipment and/or trip) collected and analyzed?	X			FWGEQUIPRinse1-1894-GW, FWGTEAM1-TRIP, FWGTEAM2-TRIP and FWGTEAM3-TRIP	
16a. Were target analytes detected in the field blank >1/2 the MRL >RL for common contaminants?		X		Checked by ADR. Methylene chloride was detected in FWGTEAM1-TRIP at 0.69ug/L, FWGTEAM2-TRIP at 0.73ug/L and FWGTEAM3-TRIP at 0.76ug/L. No qualifications were made as there were no	QSM Table F-4 <5/10X =B

Ravenna, OH Data Review Checklist

Project Number: 030174.0016
Sample Event: January 2012
Data Reviewer/Date: Angye Dragotta/ May 7, 2012

SDG: 240-8119-1 Rev1
Analysis: SW846 8260B

Review Questions:	Yes	No	N/A	Comments	Qual/Criteria
				detected methylene chloride results for the associated field samples.	
17. Was a LCS prepared and analyzed with each batch?	X				QSM Table F-4
17a. Were the LCS recoveries within limits specified in Table G-5 of the DoD QSM?	X			ADR checked section;	QSM Table F-4, Table G-5 J/UJ
18. Was a MS/MSD prepared with each batch?	X				*QSM Table F-4*
18a. Were the MS/MSD recoveries within limits specified in Table G-4 of the DoD QSM with an RPD <30%?	X			ADR checked section;	QSM Table F-4, Table G-5 J/UJ Parent sample only
19. Was a field duplicate analyzed?	X			Checked by ADR. FWGLL2mw-DUP1-1890-GW was a field duplicate for sample FWGLL2mw-265c-1860-GW.	*QSM Table F-4,*
19a. Were the field duplicates RPDs within ±30%?			X	Checked by ADR. No detected results were reported.	*QSM Table F-4,* RPD >30=J *Parent sample only*
20. Were surrogate recoveries within control limits specified in the DOD QSM?	X				QSM Tables F-4 & G-3 >150%=J; 10% - 50%=J/UJ; <10%=J/R
21. Were reported sample concentrations within calibration range?	X				

References:
DoD Quality Systems Manual (QSM), version 4.1, October 2010

Louisville DoD Quality Systems Manual Supplement (LS), Version 1 March 2007

Final Facility Wide Groundwater Monitoring Program, RVAAP-66 Facility Wide Groundwater Quality Assurance Project Plan (QAPP) Addendum for the Ravenna Army Ammunition Plant, Ravenna, OH, Environmental Quality Management, January 2012

Final Facility Wide Quality Assurance Project Plan for Environmental Investigations Groundwater for the Ravenna Army Ammunition Plant, Ravenna, OH, SAIC, February 2011

Additional Comments:

Table1- CCCs Table 2- SPCCs

Ravenna, OH Data Review Checklist

Project Number: 030174.0016
Sample Event: January 2012
Data Reviewer/Date: Angye Dragotta/ May 7, 2012

SDG: 240-8119-1 Rev1
Analysis: SW846 8260B

Analyte
1,1-Dichloroethene
Chloroform
1,2-Dichloropropane
Toluene
Ethylbenzene
Vinyl chloride

Analyte	Minimum RF
Chloromethane	0.10
1,1-Dichlorethane	0.10
Bromoform	0.10
Chlorobenzene	0.30
1,1,2,2-Tetrachloroethane	0.30

Ravenna, OH Data Review Checklist

Project Number: 030174.0016
Sample Event: January 2012
Data Reviewer/Date: Angye Dragotta/ May 7, 2012

SDG: 240-8119-1 R1
Analysis: SW846 8270

Review Questions:	Yes	No	N/A	Comments	Qual/Criteria
1. Did Chain-of-Custody information agree with laboratory report?	X				
2. Were samples preserved properly and received in good condition?	X				QAPP Table 5-1,
3. Were holding times met?	X				*QAPP Table 5-1*, J/UJ/R
4. Were sample storage requirements met?	X				*QAPP Table 5-1,*
5. Were all QAPP-specified target analytes reported?	X				QAPP Table 4-6
6. Was the GC/MS system tuned each 12 hour shift (prior to ICAL and Cal Ver.)?	X				QSM Table F-4
7. Initial Calibration					
7a. Did the initial calibration curve consist of 5 concentration levels?	X			Instrument HP9–2/4/12	QSM Table F-4 R
7b. Did the Calibration Check Compounds (CCCs) (see Table 1 below) relative standard deviations (%RSD) ≤ 30%?	X				QSM *Table F-4* R
7c. Were the minimum response factors (RFs) for the System Performance Check Compounds (SPCCs) (see Table 2 below) ≤0.050?	X				QSM *Table F-4*
7d. Were all other target analytes reported with an avg response have an RSD ≤ 15%?	X				QSM *Table F-4* 15% <RSD< 20% = J/UJ
7e. IF the RSD was >15% was a different calibration option used?	X				
7f. If a linear regression curve was used, was the correlation coefficient r>0.995?	X				QSM *Table F-4* R<0.99=-J/R
7g. If a non-linear regression was used, was the COD r≥0.99, with a minimum of 6 points for second order and 7 points for third order?	X			Benzoic acid and 2,4 dinitrophenol used a quadratic fit	QSM *Table F-4* R<0.99=-J/R
8. Was a LOD Level Verification performed quarterly for each reported analyte?	X				QSM Table F-4 and section D.1.2.1
9 Was a breakdown check run at the beginning of every 12 hours with DDT degradation <20% and tailing factors of benzidine and pentachlorophenol ≤2?	X				QSM Table F-4 R

Ravenna, OH Data Review Checklist

Project Number: 030174.0016
Sample Event: January 2012
Data Reviewer/Date: Angye Dragotta/ May 7, 2012

SDG: 240-8119-1 R1
Analysis: SW846 8270

Review Questions:	Yes	No	N/A	Comments	Qual/Criteria
10. Was a MRL Level Verification run at the beginning and end of every daily sequence or every 12 hours with recoveries within 70-130%?		X		The opening MRL analyzed 2/8/12 @ 0921 for 4,6-Dinitro-2-phethylphenol did not recover (0%). The closing MRL analyzed 2/8/12 at 1452 recovered below control limits of 70-130% for 2,4-dinitrophenol at 68%. The 4,6-dinitro-2-phethylphenol results were qualified unusable, "R" and 2,4-dinitrophenol results "UJ" for samples FWGRQLmw-007c-1882-GW, FWGRQLmw-009c-1884-GW, FWGRQLmw-DUP3-1884-GW, FWGB12mw-012c-1874-GW, FWGRQLmw-008c-1883-GW, FWGEBGmw-125c-1880-GW, FWGLL2mw-265c-1860-GW, FWGLL2mw-DUP1-1890-GW, FWGBKGmw-021c-1856-GW, FWGEQUIPRinse1-1894-GW and FWGLL2mw-059c-1859-GW.	Louisville Supplement to the DOD QSM
11. Was a second source verification (ICV) analyzed? Were results 80-120%?	X			2/3/12 @ 1006	QSM Table F-4 J=<80% and >120%
12. Was a CCV run daily prior to analysis and every 12 hours of analysis time?	X			2/8/12 @ 0840, 0902	QSM Table F-4
12a. Were the average response factors (RFs) for the System Performance Check Compounds (SPCCs) ≥0.050?	X				QSM *Table F-4*
12b. Were all target analytes ≤ 20%D?		X		The CCV analyzed 2/8/12 recovered above control limits with a %D of 28.9% for 4-nitrophenol. No qualifications were made as there were no reported 4-nitrophenol concentrations for the associated field samples.	QSM Table F-4 %D <20% = J/UJ
13. Were the internal standards added to every sample?	X				QSM Table F-4
13a. Was the EICP area between -50% and +100% of the ICAL mid-point standard?	X				QSM Table F-4 R
13b. Were the retention times for all IS compounds within ±30 seconds from the RT of the mid-point standard in the ICAL?	X				QSM Table F-4 J/UJ
14. Were the retention times for target analytes within ±0.06 RRT units from the RT of the mid-point standard in the ICAL or the most recently updated RRT for all samples?	X				QSM Table F-4 J
15. Was a method blank prepared and analyzed with each batch?	X				QSM Table F-4
15a. Were target analytes detected in the method blank >1/2 the MRL >RL for common contaminants?		X		Checked by ADR.	QSM Table F-4 <5/10X =B

Ravenna, OH Data Review Checklist

Project Number: 030174.0016
Sample Event: January 2012
Data Reviewer/Date: Angye Dragotta/ May 7, 2012

SDG: 240-8119-1 R1
Analysis: SW846 8270

Review Questions:	Yes	No	N/A	Comments	Qual/Criteria
16. Was a field blank (equipment and/or trip) collected and analyzed?	X			FWGEQUIPRinse1-1894-GW	
16a. Were target analytes detected in the field blank >1/2 the MRL >RL for common contaminants?	X			Checked by ADR. bis (2-ethylhexyl)phthalate was detected in FWGEQUIPRinse1-1894-GW at 1.1ug/L. The bis (2-ethylhexyl)phthalate results for samples FWGRQLmw-007c-1882-GW, FWGRQLmw-009c-1884-GW, FWGBKGmw-021c-1856-GW, FWGB12mw-012c-1874-GW, FWGRQLmw-008c-1883-GW, FWGEBGmw-125c-1880-GW, FWGLL2mw-265c-1860-GW, FWGLL2mw-DUP1-1890-GW and FWGLL2mw-059c-1859-GW were qualified, "B" as the sample results were <10x equipment rinse contamination.	QSM Table F-4 <5/10X =B
17. Was a LCS prepared and analyzed with each batch?	X				QSM Table F-4
17a. Were the LCS recoveries within limits specified in Table G-6 of the DoD QSM?	X			ADR checked section;	QSM Table F-4, Table G-6 J/UJ
18. Was a MS/MSD prepared with each batch?	X				
18a. Were the MS/MSD recoveries within limits specified in Table G-6 of the DoD QSM with an RPD <30%?		X		ADR checked section; Matrix spike analysis was performed on sample FWGRQLmw-008c-1883-GW. The MS and MSD recovered below the lower control limit (LCL) of 20% for 3,3,-dichlorobenzidine at 2% and 0%, respectively, at 43 and 37% for benzo(a) pyrene (LCL 55%), bis(2-ethylhexyl) phthalate at 36% and 24% (LCL 40%) and indeno(1,2,3-cd)pyrene at 44% and 33% (LCL 45%) . The MSD recovered below the LCL of 45% for benzo(b)fluoranthene at 39%, benzo(g,h,i)perylene at 36% (LCL 40%), benzo(k) fluoranthene at 44% (LCL 45%), dibenz(a,h) anthracene at 32% (LCL 40%) and di-n-octylphthalate at 24% (LCL 35%). The MS/MSD RPD was above control limits of 30% for 3,3'-dichlorobenzidine at 200%, bis (2-ethylhexyl)phthalate at 31% and di-n-octyl phthalate at 52%. The benzo(a) pyrene, bis(2-ethylhexyl) phthalate, indeno(1,2,3-cd)pyrene, benzo(b)fluoranthene, benzo(g,h,i)perylene, benzo(k)fluoranthene, dibenz(a,h) anthracene and di-n-octylphthalate results for sample FWGRQLmw-008c-1883-GW were qualified as estimated, "J/UJ". The 3,3'-dichlorobenzidine result for FWGRQLmw-008c-1883-GW was qualified as unusable, "R"	QSM Table F-4, Table G-6 J/UJ Parent sample only
19. Was a field duplicate analyzed?	X			Checked by ADR	

Ravenna, OH Data Review Checklist

Project Number: 030174.0016
Sample Event: January 2012
Data Reviewer/Date: Angye Dragotta/ May 7, 2012

SDG: 240-8119-1 R1
Analysis: SW846 8270

Review Questions:	Yes	No	N/A	Comments	Qual/Criteria
19a. Were the field duplicates RPDs within ±50%?	X			Checked by ADR. The bis(2-ethylhexyl)phthalate RPD was above control limits of 50% for the field and lab duplicate analyzed on sample FWGRQLmw-009c-1884-GW. The bis(2-ethylhexyl)phthalate result for FWGRQLmw-009c-1884-GW was qualified as estimated, "J".	*QSM Table F-4,* RPD >50=J *Parent sample only*
20. Were surrogate recoveries within control limits specified in the DOD QSM?	X				QSM Tables F-4 & G-3 >150%=J; 10% - 50%=J/UJ; <10%=J/R
21. Were reported sample concentrations within calibration range?	X				

References:
DoD Quality Systems Manual (QSM), version 4.1, October 2010

Louisville DoD Quality Systems Manual Supplement (LS), Version 1 March 2007

Final Facility Wide Groundwater Monitoring Program, RVAAP-66 Facility Wide Groundwater Quality Assurance Project Plan (QAPP) Addendum for the Ravenna Army Ammunition Plant, Ravenna, OH, Environmental Quality Management, January 2012

Final Facility Wide Quality Assurance Project Plan for Environmental Investigations Groundwater for the Ravenna Army Ammunition Plant, Ravenna, OH, SAIC, February 2011

Additional Comments:

Table 1: CCCs *(All analytes if CCCs not included in standard)*

Base / Neutral Compounds	Acid Compounds
Acenaphthalene	4-Chloro-3-methylphenol
1,4-Dichlorobenzene	2,4-Dichlorophenol
Hexachlorobutadiene	2-Nitrophenol
N-Nitrosodiphehylamine	Phenol
Di-n-octylphthalate	Pentachlorophenol
Fluoroanthene	2,4,6-Trichlorophenol
Benzo(a)pyrene	

Table 2: SPCCs -

N-Nitroso-di-n-propylamine	0.050
Hexachlorocyclopentadiene	0.050
2,4-Dinitrophenol	0.050
4-Nitrophenol	0.050

Ravenna, OH Data Review Checklist

Project Number: 030174.0016
Sample Event: January 2012
Data Reviewer/Date: Angye Dragotta/ May 7, 2012

SDG: 240-8119-1 R1
Analysis: SW846 8081A

Review Questions:	Yes	No	N/A	Comments	Qual/Criteria
1. Did Chain-of-Custody information agree with laboratory report?	X				
2. Were samples preserved properly and received in good condition?	X				QAPP Table 5-1, NELAC
3. Were holding times met?	X				QAPP Table *5-1* J/UJ/R
4. Were sample storage requirements met?	X				QAPP Table *5-1*
5. Were all QAPP-specified target analytes reported?	X				QAPP Table 4-3
6. Was a DDT standard analyzed every 12 hours? Was the DDT %breakdown < 15%?	X				QSM Table F-2 >15%=J/R
7. Was an endrin standard analyzed every 12 hours? Was the endrin %breakdown <15%?	X				QSM Table F-2 >15%=J/R
8. Initial Calibration					
8a. Does the initial calibration curve consist of 5 concentration levels?		X		Instrument A2HP9 1/25/12, 1/10/12 (tox,)	QSM Table F-2 R
8a. Were the %RSDs for each analyte ≤ 20%? OR was the average %RSD ≤ 20% with the r^2 >0.990?	X			TCMX used a linear fit on CLP-1	QSM Table F-2 RSD>20% or r<0.99=J/R
9. Was a LOD Level Verification performed once per quarter with all target analytes detected?	X			11/15/11	QSM Table F-2 R
10. Was a MRL Verification performed at the beginning and end of the sequence or every 12 hours with results within limits of 70-130%?		X		The opening MRL analyzed 2/2/12 recovered above upper control limits (UCL) for endosulfan II at 136% (UCL 130%). The closing MRL recovered above control limits for endosulfan II at 132%. No qualifications were made for the endosulfan II outliers as there were no reported concentrations for the bracketed field samples. The MRL was not spiked for toxaphene. The toxaphene results were qualified as unusable, "R".	QSM Table F-2, G-14 >UL=J; <LL=J/UJ/R
11. Was a second source (ICV) verification analyzed after the ICAL? Were results 80-120%?	X				QSM Table F-2 >120%=J; <80%=J/UJ
12. Was a CCV run every 12 hours or at the beginning and end of the analytical run with the %D for all target analytes ≤20%?		X		2/2/12 @1531, 2050, 2226 and 2/2/12(tox) @ 1556, 2202 The CCV analyzed 2/2/12 @ 2050 had %D above 20% for endrin at 20.9% and 4,4'-DDD at 21.8%(CLP-1) and 22.5% (CLP-2). No qualifications were made as there were no detected concentrations of endrin or 4,4'-DDD in the associated field samples.	QSM Table F-2 >120%=J; <80%=J/UJ 4
13. Was a method blank prepared and analyzed with each batch?	X				QSM Table F-2

Ravenna, OH Data Review Checklist

Project Number: 030174.0016
Sample Event: January 2012
Data Reviewer/Date: Angye Dragotta/ May 7, 2012

SDG: 240-8119-1 R1
Analysis: SW846 8081A

Review Questions:	Yes	No	N/A	Comments	Qual/Criteria
14. Were target analytes detected> ½ the RL?		X			QSM Table F-2 <5x=B
15. Was a field blank collected and analyzed?	X				
16. Were target analytes detected in the field blank analyses >1/2 the MRL?		X			QSM Table F-2 <5x=B
17. Was an LCS prepared and analyzed with each batch?	X			Toxaphene was not spiked for the LCS. Toxaphene results were qualified as unusable, "R".	QSM Table F-2
18. Were the LCS recoveries within limits specified in QSM Table G-14?	X			Checked by ADR.	QSM Table G-14 >UL=J; <LL=J/UJ/R
19. Was a MS/MSD pair prepared with each batch?	X				QSM Table F-2
20. Was the MS/MSD parent a Ravenna sample?	X			The parent spiked for MS/MSD analysis was sample FWGRQLmw-008c-1883-GW.	
21. Were MS/MSD recoveries and RPD within limits specified in QSM Table G-14?		X		Checked by ADR. The matrix spike duplicate recovered below control limits for endrin ketone at 73% (lower control limit 75%). The endrin ketone result for sample FWGRQLmw-008c-1883-GW was qualified as estimated, "UJ".	QSM Table F-2 Pj with >UL=J; <LL=J/UJ/R
22. Were surrogate recoveries as specified in QSM table G-3?		X		The surrogate, DCB, recovered below control limits of 30-135% in sample FWGLL2mw-265c-1860-GW at 26% and at 29%for FWGRQLmw-008c-1883-GW MS on CLP-2 (confirmation) and at 19% and 16% on both columns for FWGRQLmw-008c-1883-GW MSD. No qualification was made as the parent sample results recovered within control limits on the primary column.	QSM Table F-2 >LL=J; <LL=UJ/J/R
23. Was a field duplicate analyzed? Were the RPDs ≤50%?	X			Checked by ADR.	RPD >50=J parent sample only
24. Were all positive results verified by a second column confirmation? Were the RPD's ≤ 40?			X	No confirmation was required as there were no detected results reported for the field samples.	QSM Table F-2 >40 RPD=J

References:
DoD Quality Systems Manual (QSM), version 4.1, October 2010

Louisville DoD Quality Systems Manual Supplement (LS), Version 1 March 2007

Final Facility Wide Groundwater Monitoring Program, RVAAP-66 Facility Wide Groundwater Quality Assurance Project Plan (QAPP) Addendum for the Ravenna Army Ammunition Plant, Ravenna, OH, Environmental Quality Management, January 2012

Final Facility Wide Quality Assurance Project Plan for Environmental Investigations Groundwater for the Ravenna Army Ammunition Plant, Ravenna, OH, SAIC, February 2011

Additional Comments:

Ravenna, OH Data Review Checklist

Project Number: 030174.0016
Sample Event: January 2012
Data Reviewer/Date: Angye Dragotta/May 22, 2012

SDG: 240-8119-1 R1
Analysis: SW846 8082

Review Questions:	Yes	No	N/A	Comments	Qual/Criteria
1. Did Chain-of-Custody information agree with laboratory report?	X				
2. Were samples preserved properly and received in good condition?	X			.	QAPP Table 5-1
3. Were holding times met?	X				QAPP Table 5-1 J/UJ/R
4. Were sample storage requirements met?	X				QAPP Table 5-1
5. Were all QAPP-specified target analytes reported?	X				QAPP Table 4-3
6. Calibration					
6a. Does the initial calibration curve consist of 5 concentration levels of Aroclors 1016 and 1260?	X			Instrument A2HP12; ICAL on 1/18/12 Stds = 0.05, 0.1, 0.2, 0.5, 1.0, 2.0	QSM Table F-2 R
6b. Was the % RSD ≤ 20%? or Were the r^2s >0.990?	X				QSM Table F-2 RSD>20% or r<0.99= J/R
7. Was a LOD Verification performed once per quarter? Were all target analytes detected?	X			11/15/11	QSM Table F-2 R
8. Was an MRL Level Verification performed at the beginning and end of the sequence or every 12 hours? Were recoveries 70-130%?	X				LCG Table 3 >UCL=J; <LCL=J/UJ/R;
9. Was a second source (ICV) verification performed after the ICAL? Were the avg of all peaks for each aroclor 80-120%?	X			1/18/12	QSM Table F-2 >120%=J; <80%=J/ UJ/R
10. Were single standards of the other five Aroclors run to aid in pattern recognition and to determine a single point calibration factor?			X	All other aroclors calibrated.	Method 8082 Section 5.6.2
11. Was a CCV run every 12 hours?	X				QSM Table F-2
12. Was the % D ≤ 20 % for each analyte?	X				QSM Table F-2 D>20%(neg)=J/R D>20% (pos) =J
13. Was a method blank prepared and analyzed with each batch?	X			Section checked by ADR	QSM Table F-2
14. Were target analytes <1/2 the MRL?	X				QSM Table F-2 <5x = B

Ravenna, OH Data Review Checklist

Project Number: 030174.0016
Sample Event: January 2012
Data Reviewer/Date: Angye Dragotta/May 22, 2012

SDG: 240-8119-1 R1
Analysis: SW846 8082

Review Questions:	Yes	No	N/A	Comments	Qual/Criteria
15. Was an equipment blank collected and analyzed?	X				
16. Were target analytes in the field blank analyses (equipment) <1/2 the MRL?	X			Section checked by ADR	QSM Table F-2 <5x = B
17. Was an LCS prepared and analyzed with each batch?	X				QSM Table F-2
18. Were the LCS recoveries within limits specified in LCG Appendix C?	X			Section checked by ADR	QSM Table F-2, Table G-16 >UL=J; <LCL%=J/R/UJ;
19. Was a MS/MSD pair prepared with each batch?	X				LCG Table 3
20. Was the MS/MSD parent a Ravenna sample?	X			FWGRQLmw-008c-1883-GW	
21. Were MS/MSD recoveries and RPD within limits specified in the DOD QSM Table G-16?	X			Checked by ADR.	QSM Table F-2, Table G-16 >UL=J; <LCL%=J/R/UJ;
22. Was the surrogate spiked into all samples?	X				
23. Were surrogate recoveries As specified in table G-3 of the DoD QSM?		X		Checked by ADR. The surrogate, DCB, recovered below control limits of 40-135% on both the primary and confirmation columns for sample FWGRQLmw-007c-1882-GW at 34% and 33%, sample FWGRQLmw-DUP3-1892-GW at 33%, sample FWGLL2mw-265c-1860-GW at 26% and 25%, sample FWGRQLmw-008c-1883-GW MS at 19% and 18% and sample FWGRQLmw-008c-1883-GW MSD at 29% and 28%. DCB recovered below control limits of 40-135% on the confirmation column for sample FWGRQLmw-008c-1883-GW at 39%. TCMX recovered below laboratory control limits of 40-140% on the confirmation column for sample FWGRQLmw-009c-1884-GW at 33%. The results for samples FWGRQLmw-007c-1882-GW, FWGRQLmw-DUP3-1892-GW, FWGLL2mw-265c-1860-GW and FWGRQLmw-008c-1883-GW were qualified as estimated, "UJ". No qualifications were made for samples with surrogate outliers on the confirmation column only.	QSM Table F-2, Table G-3 >UCL=J; <LCL=J/UJ/R
24. Was a field duplicate analyzed? Were the RPDs <50%?			X	Checked by ADR. No detected concentrations were reported.	QSM Table F-2, RPD >50=J
25. Were all positive results verified by a second dissimilar column confirmation? Was the RPD ≤ 40?			X	No detected concentrations were reported.	QSM Table F-2, RPD>40=J

Ravenna, OH Data Review Checklist

Project Number: 030174.0016
Sample Event: January 2012
Data Reviewer/Date: Angye Dragotta/May 22, 2012

SDG: 240-8119-1 R1
Analysis: SW846 8082

References:
DoD Quality Systems Manual (QSM), version 4.1, October 2010

Louisville DoD Quality Systems Manual Supplement (LS), Version 1 March 2007

Final Facility Wide Groundwater Monitoring Program, RVAAP-66 Facility Wide Groundwater Quality Assurance Project Plan (QAPP) Addendum for the Ravenna Army Ammunition Plant, Ravenna, OH, Environmental Quality Management, January 2012

Final Facility Wide Quality Assurance Project Plan for Environmental Investigations Groundwater for the Ravenna Army Ammunition Plant, Ravenna, OH, SAIC, February 2011
Additional Comments:

Ravenna, OH Data Review Checklist

Project Number: 030174.0016
Sample Event: January 2012
Data Reviewer/Date: Angye Dragotta/ May 22, 2012

SDG: 240-8119-1 R1
Analysis: SW846 6010/6020/7470A

Review Questions:	Yes	No	N/A	Comments	Qual/Criteria
1. Did Chain-of-Custody information agree with laboratory report?	X				
2. Were samples preserved properly and received in good condition?	X				QAPP Table 5-1, NELAC
3. Were holding times met?	X				QAPP Table *5-1* J/UJ/R
4. Were sample storage requirements met?	X				QAPP Table *5-1*
5. Were all QAPP-specified target analytes reported?	X				QAPP Table 4-1
6. Was a LOD Verification performed once per quarter with all target analytes detected?	X			ICP and mercury, 12/16/11 ICPMS 12/19/11	DoD QSM Table F-8
7. Tuning (ICP MS Only)					
7a. Was a tune performed daily prior to calibration	X				DoD QSM Table F-8 R
7b. Mass Calibration <0.1 amu from true value	X				
7c. Resolution <0.9 amu full width at 10 % peak height	X				
7d. RSD <%5 for a miniumum of four replicate analyses	X				
8.Calibration	X				
8a. Was the ICAL performed daily with at least	X				DoD QSM Tables F-8 and F-7
3 standards and a blank for ICP	X			2/9/12 I6	
2 standards and a blank for ICP MS	X			2/10/12 I8	
5 standards and a blank for Hg	X			2/8/12 H4	
8b. Was the correlation coefficient r≥0.995 for each analyte?	X				DoD QSM Tables F-8 and F-7 r<0.995=J/R
8c. Was the ICV (second source verification) analyzed after the ICAL with results 90-110% of the true value?	X				DoD QSM Tables F-8 and F-7
8d. Was the ICB analyzed after the ICV with detected results <1/2 the MRL?	X			ICP The ICB analyzed 2/9/11 had magnesium detected at 169ug/L. The magnesium result for sample FWGEQUIPRinse-1-1894-GW was qualified "U" as the detected concentration was <5x the magnesium contamination.	DoD QSM Tables F-8 and F-7 < 5x = U

Ravenna, OH Data Review Checklist

Project Number: 030174.0016
Sample Event: January 2012
Data Reviewer/Date: Angye Dragotta/ May 22, 2012

SDG: 240-8119-1 R1
Analysis: SW846 6010/6020/7470A

Review Questions:	Yes	No	N/A	Comments	Qual/Criteria
Sample Analysis					
9. Was a MRL Level Verification performed at the beginning of the daily sequence? Were results 70-130%?	X				LS to the DoD QSM DoD QSM Table G-18 >130%=J; 70-80%=J/UJ; <70%=J/UJ <65%=R
10. Were CCVs analyzed every 10 samples and at the end of the analytical sequence with results 90-110% of the true value?	X				DoD QSM Tables F-8 and F-7 >110%=J, <85%=J/R 90-85%=J/UJ;
11. Were the CCBs run every 10 samples and at the end of the analytical sequence? Were results <1/2 the MRL?	X			ICP The CCB analyzed 2/9/11 had magnesium detected from 171ug/L to 174ug/L. The magnesium result for sample FWGEQUIPRinse-1-1894-GW was qualified "U" as the detected concentration was <5x the magnesium contamination. ICPMS The CCBs analyzed 2/10/12/11 had detected cadmium from 0.023ug/L to 0.041ug/L,. The cadmium results for samples FWGRQLmw-007c-1882-GF and FWGB12mw-012c-1874-GF were qualified "U" as the detected concentrations were <5x the blank contamination.	DoD QSM Tables F-8 and F-7 <5x = U
12. Was an Interelement Check Standard run at the beginning of the analytical sequence and every 12 hours with the ICS recovery within 80 to 120% of true value for each element of interest (ICP and ICPMS only)?	X				DoD QSM Tables F-8 and F-7 >120%=J; 50-79%=J/UJ; <50%=Pj/R
13. Was a method blank prepared and analyzed with each batch?	X				DoD QSM Tables F-8 and F-7
14. Were target analytes <1/2 the MRL in the method blank?		X		ICP-The method blank from batch 240-33135 had magnesium detected at 213ug/L, The magnesium result for sample FWGEQUIPRinse1-1894-GW was qualified, "B".	DoD QSM Tables F-8 and F-7 <5x = B
15. Was a field blank collected and analyzed?	X				
16. Were target analytes reported in the field blank analyses >1/2 the MRL?	X			ADR checked section; ICP-The equipment rinse, FWGEQUIPRinse1-1894-GW, had magnesium detected at 170ug/L. No qualifications were required as the reported detected concentrations for magnesium were above 5x magnesium contamination.	DoD QSM Tables F-8 and F-7
17. Was a LCS prepared and analyzed with each batch?	X				DoD QSM Tables F-8 and F-7

Ravenna, OH Data Review Checklist

Project Number: 030174.0016
Sample Event: January 2012
Data Reviewer/Date: Angye Dragotta/ May 22, 2012

SDG: 240-8119-1 R1
Analysis: SW846 6010/6020/7470A

Review Questions:	Yes	No	N/A	Comments	Qual/Criteria
18. Were the LCS recoveries within limits specified in LCG Appendix C?	X			Checked by ADR.	DoD QSM Tables G-18, F-8 and F-7 >120%=J; 70-79%=J/UJ; <70%=J/R
19. Was a matrix spike (MS) and lab duplicate sample prepared with each batch?	X				DoD QSM Tables F-8 and F-7
20. Was the MS and Lab Duplicate parent a Ravenna sample?	X			Sample FWGRQLmw-008c-1883-GF was used in evaluating matrix.	
21. Were the MS recoveries within 80-120%?		X		The matrix spike for iron recovered above control limits at 130%. No qualifications were made as the parent concentration was greater than 4x the spike concentration.	DoD QSM Tables G-18, F-8 and F-7 >120%=J; 70-79%=J/UJ; <70%=J/R All samples in batch
22. Was the lab sample duplicate RPD ≤ 20%?		X		A laboratory duplicate was analyzed on sample FWGRQLmw-008c-1883-GF. The lab duplicate RPD was above control limits for cobalt at 32% and nickel at 21%. The detected nickel results for samples FWGRQLmw-007c-1882-GF, FWGRQLmw-009c-1884-GF, FWGRQLmw-DUP3-1892-GF, FWGB12mw-012c-1874-GF, FWGRQLmw-008c-1883-GF, FWGLL2mw-265c-1860-GF, FWGLL2mw-DUP1-1890-GF, FWGLL2mw-059c-1859-GF and FWGLL12mw-185c-1869-GF were qualified as estimated, "J". The detected cobalt results for samples FWGRQLmw-007c-1882-GF, FWGRQLmw-009c-1884-GF, FWGRQLmw-DUP3-1892-GF, FWGRQLmw-008c-1883-GF and FWGLL2mw-059c-1859-GF were qualified as estimated, "J".	DoD QSM Tables F-8 and F-7 >20% = J All samples in batch
23. Was a serial dilution performed, with the five fold dilution within ± 10% of the original result?	X				DoD QSM Tables F-8 and F-7 >20% = J All samples in batch
24. Was a Post Digestion Spike analyzed as needed? Were results within 75-125%?	X				LCG Table 7 >125%=J; 30-75%=J/UJ; <30%=R
25. Was a field duplicate analyzed? Were the RPDs ± 50%?		X		Checked by ADR. The field duplicate analyzed on sample FWGLL2mw-265c-1860-GF had a RPD above limits of 50% at 200% for iron. The iron result for FWGLL2mw-265c-1860-GF was qualified as estimated, "J". The field duplicate analyzed on sample FWGRQLmw-009c-1884-GF had a RPD above limits of 50% at 200% for antimony. The antimony result for FWGRQLmw-009c-1884-GF was qualified as estimated, "J".	QAPP Table 3-2 >30% = J parent sample only

Ravenna, OH Data Review Checklist

Project Number: 030174.0016
Sample Event: January 2012
Data Reviewer/Date: Angye Dragotta/ May 22, 2012

SDG: 240-8119-1 R1
Analysis: SW846 6010/6020/7470A

Review Questions:	Yes	No	N/A	Comments	Qual/Criteria
26. Were internal standards added to all ICPMS samples with intensity within 30-120% of the intensity of the ICAL internal standard?	X				DoD QSM Table F-8 >120%=J/R <20%=J

References:

DoD Quality Systems Manual (QSM), version 4.1, October 2010

Louisville DoD Quality Systems Manual Supplement (LS), Version 1 March 2007

Final Facility Wide Groundwater Monitoring Program, RVAAP-66 Facility Wide Groundwater Quality Assurance Project Plan (QAPP) Addendum for the Ravenna Army Ammunition Plant, Ravenna, OH, Environmental Quality Management, January 2012

Final Facility Wide Quality Assurance Project Plan for Environmental Investigations Groundwater for the Ravenna Army Ammunition Plant, Ravenna, OH, SAIC, February 2011

Additional Comments:

Ravenna, OH Data Review Checklist

Project Number: 030174.0016
Sample Event: January 2012
Data Reviewer/Date: Angye Dragotta/ May 22, 2012

SDG: 240-8119-1 r1
Analysis: SW846 9012

Review Questions:	Yes	No	N/A	Comments	QUAL/Criteria
1. Did Chain-of-Custody information agree with laboratory report?	X				
2. Were samples preserved properly and received in good condition?	X				QAPP Table 5-1, NELAC
3. Were holding times met?	X				QAPP Table *5-1* J/UJ/R
4. Were sample storage requirements met?	X				QAPP Table *5-1*
5. Were all QAPP-specified target analytes reported?	X				QAPP Table 4-1
6. Does the initial calibration curve consist of at least 6 standards and one blank, with the correlation coefficient R $\geq$ 0.995? ?	X				*DoD QSM Table F-10* R
7. Were a high and low standard distilled and analyzed with results within $\pm$ 15%?	X				*DoD QSM Table F-10* R
8. Was an LOD Verification performed at least once per quarter with all target analytes detected?	X				LCG Table 10 R
9. Was a MRL Level Verification performed at the beginning of every daily sequence? Were results within 70-130%?	X			Only an opening MRL was analyzed. Sample results qualified as estimated, "UJ".	LCG Table 10, LS >130%=J; 65-70%=J/UJ; <65%=J/R
10. Was a second source verification (ICV) analyzed after the ICAL and all analytes 85-115%?	X				*DoD QSM Table F-10* >115%=J; 80-85%=J/UJ; <80%=J/R
11. Was a method blank prepared and analyzed with each batch?	X				*DoD QSM Table F-10*
12. Were target analytes detected in the method blank >1/2 the MRL?	X			Checked by ADR.	*DoD QSM Table F-10* <5x=B
13. Was a field blank collected and analyzed?	X				
14. Were target analytes in the field blank analyses <1/2 the MRL?	X				*DoD QSM Table F-10* <5x=B
15. Was a field duplicate analyzed? Were the RPDs $\leq$20%?	X			Checked by ADR.	>30% = J
16. Was an LCS prepared and analyzed with each batch?	X				DoD QSM Table F-10
17. Were the LCS recoveries 80-118%?	X			Checked by ADR.	*DoD QSM Table F-10* Lab Limits

Ravenna, OH Data Review Checklist

Project Number: 030174.0016
Sample Event: January 2012
Data Reviewer/Date: Angye Dragotta/ May 22, 2012

SDG: 240-8119-1 Rev 1
Analysis: TAL SOP WS-WC-0050

Review Questions:	Yes	No	N/A	Comments	Qualifier
1. Did Chain-of-Custody information agree with laboratory report?	X				
2. Were samples preserved properly and received in good condition?	X				QAPP Table 5-1, NELAC
3. Were holding times met?	X				QAPP Table 5-1 J/UJ/R
4. Were sample storage requirements met?	X				QAPP Table 5-1
5. Were all QAPP-specified target analytes reported?	X				QAPP Table 4-1
6. Does the initial calibration curve consist of 5 concentration levels with the low standard near but > MDL?	X				STL SOP Section 10.2 R
7. Was the correlation coefficient >0.995?	X				STL SOP Section 10.2
8. Was a MRL Level Verification run at the beginning and end of every daily sequence or every 12 hours? Was the %D <30%?		X		An MRL check was not analyzed however as all other QC met the specified requirements, the results for samples FWGRQLmw-007c-1882-GW, FWGLL12mw-185c-1869-GW, FWGRQLmw-009c-1884-GW, FWGRQLmw-DUP3-1892-GW, FWGBKGmw-021c-856-GW, FWGRQLmw-008c-1883-GW, FWGLL2mw-265c-1860-GW, FWGEQUIPRINSE-1-1894-GW and FWGLL2mw-059c-1859-GW were qualified as estimated, "UJ".	LCG Table 5 >30%=J
9. Was a second source verification (ICV) analyzed after the ICAL? Were all analytes 90-110%?	X				STL SOP Section 9.8, 10.3, LCG >110%=J; 90-85%=J/UJ; <85%=J/R
10. Was the ICB analyzed after the ICV with results <1/2 the MRL?	X				STL SOP Section 9.8, LCG ,< 5x = U
11. Was a CCV run every 10 samples and at the end of the analytical run?	X				STL SOP Section 10.4
12. Was the ICV and CCV a mid-level standard from the initial calibration curve?	X				STL SOP Section 10.3.1
13. Were all CCV calibration analytes within 90-110%?	X				STL SOP Section 10.4, >110%=J; 85-90%=J/UJ; <85%=J/R
14. Was the ICB analyzed after the ICV with results <1/2 the MRL?	X				STL SOP Section 10.4, QSM, < 5x = U

Ravenna, OH Data Review Checklist

Project Number: 030174.0016
Sample Event: January 2012
Data Reviewer/Date: Angye Dragotta/ May 22, 2012

SDG: 240-8119-1 Rev 1
Analysis: TAL SOP WS-WC-0050

Review Questions:	Yes	No	N/A	Comments	Qualifier
15. Was the Nitrocellulose assay available and/or analyzed to be within 10%?	X				STL SOP Section 7.14.1, R
16. Was a method blank prepared and analyzed with each batch?	X				
17. Were target analytes reported in the method blank <1/2 the MRL?	X			ADR checked section.	STL SOP Section 9.4, LCG, *<5x=B*
18. Was a field blank collected and analyzed?	X				
19. Were target analytes reported in the field blank analyses <1/2 the MRL?	X				<5x=B
20. Was a field duplicate analyzed? Were the RPDs ≤30%?	X			ADR checked section.	QAPP Table 3-2 RPD > 30% = J
21. Was an LCS prepared and analyzed with each batch? Was the LCS recovery within lab's in-house limits% (26-144%)?	X				>UL%=J; 50-LL%=J/UJ; <50%=J/R
22. Was a MS/MSD pair prepared with each batch?	X				
23. Was the MS/MSD parent a Ravenna sample?	X				
24. Were MS/MSD recoveries 26-144% and RPD ≤20?	X			ADR checked section.	Method EPA 353.2 Section 9.4.2 >UL%=J; <LL%=J/UJ; RPD>20%=J/UJ

References:

STL SOP SAC-WC-0050 "Preparation and Analysis of Nitrocellulose in Aqueous and Soil/Sediment Samples by Colorimetric Autoanalyzer", Jan 2007, rev. 2.0

DoD Quality Systems Manual (QSM), version 4.1, October 2010

Louisville DoD Quality Systems Manual Supplement (LS), Version 1 March 2007

Final Facility Wide Groundwater Monitoring Program, RVAAP-66 Facility Wide Groundwater Quality Assurance Project Plan (QAPP) Addendum for the Ravenna Army Ammunition Plant, Ravenna, OH, Environmental Quality Management, January 2012

Final Facility Wide Quality Assurance Project Plan for Environmental Investigations Groundwater for the Ravenna Army Ammunition Plant, Ravenna, OH, SAIC, February 2011

Additional Comments:

Ravenna, OH Data Review Checklist

Project Number: 030174.0016
Sample Event: January 2012
Data Reviewer/Date: Angye Dragotta/ May 22, 2012

SDG: 240-8119 Rev 1
Analysis: EPA 353.2

Review Questions:	Yes	No	N/A	Comments	Qual/Crtieria
1. Did Chain-of-Custody information agree with laboratory report?		X		The subcontract laboratory logged sample FWGLL12mw-185c-1869-GW as FWGLL2mw-185c-1869-GW.	
2. Were samples preserved properly and received in good condition?	X				*QAPP Table 5-1, NELAC*
3. Were holding times met?	X				QAPP Table *5-1* J/UJ/R
4. Were sample storage requirements met?	X				QAPP Table *5-1*
5. Were all QAPP-specified target analytes reported?	X				QAPP Table 4-1
6. Was the Linear Calibration Range verified using 3 standards and 1 blank?	X				Method EPA 353.2 Section 9.2.2, *J*
7. Were the calibration standards verified by preparation and analysis of a Quality Control Sample? Were results within 10% of the stated values?	X				Method EPA 353.2 Section 9.2.3 Pj
8. Was an Instrument Performance Check Solution (CCV) analyzed immediately following daily calibration, after every 10th sample, and at the end of the analytical sequence?	X				Method EPA 353.2 Section 9.3.4
9. Was the CCV a mid-level standard from the initial calibration curve, with recovery 90-110%?	X				Method EPA 353.2 Section 9.3.4 >110%=J; <85%=J/R 85-90%=J/UJ;
10. Was an MRL check standard analyzed at the beginning and end of each analytical run, with recoveries 70-130%		X		An MRL check was not analyzed however as all other QC met the specified requirements, so the results for samples FWGLL12mw-185c-1869-GW and FWGEQUIPRINSE-1-1894-GW were qualified as estimated, "J".	LCG >130%=J; <70%=J/UJ;
11. Was a method blank and a calibration blank prepared and analyzed with each batch?	X				Method EPA 353.2 Section 9.3.1, 9.3.4
12. Were target analytes detected in the method blank or calibration blank >1/2 the MRL?		X		*ADR checked section;*	LCG Attachment A Section 11 <5x = B
13. Was a field blank (trip or equipment) collected and analyzed?	X				
14. Were target analytes reported in the field blank analyses (trip or equipment) >1/2 the MRL?		X		*ADR checked section;* FWGEQUIPRINSE-1-1894-GW has nitrate-nitrite detected at 0.0091mg/L. No qualifications were made as the associated field sample had detected concentration reported > 5x contamination.	*<5x=U*

Ravenna, OH Data Review Checklist

Project Number: 030174.0016
Sample Event: January 2012
Data Reviewer/Date: Angye Dragotta/ May 22, 2012

SDG: 240-8119 Rev 1
Analysis: EPA 353.2

Review Questions:	Yes	No	N/A	Comments	Qual/Crtieria
15. Was a field duplicate analyzed? Were the RPDs acceptable?		X			
16. Was an LCS prepared and analyzed with each batch? Was the LCS recovery within 90-110%?	X				Method EPA 353.2 Section 9.3.3 J/UJ; <50%= R
17. Was a MS/MSD pair prepared with each batch?	X				*Method EPA 353.2 Section 9.4.1*
18. Was the MS/MSD parent sample a Ravenna sample?	X				
19. Were MS/MSD recoveries and RPD within acceptance criteria?	X			ADR checked section; The MS and MSD recovered below limits of 90-110% at 88% and 89%. The nitrate –nitrite results were qualified as estimated, "J/UJ".	*Method EPA 353.2 Section 9.4.2 Pj*

References:

DoD Quality Systems Manual (QSM), version 4.1, October 2010

Louisville DoD Quality Systems Manual Supplement (LS), Version 1 March 2007

Final Facility Wide Groundwater Monitoring Program, RVAAP-66 Facility Wide Groundwater Quality Assurance Project Plan (QAPP) Addendum for the Ravenna Army Ammunition Plant, Ravenna, OH, Environmental Quality Management, January 2012

Final Facility Wide Quality Assurance Project Plan for Environmental Investigations Groundwater for the Ravenna Army Ammunition Plant, Ravenna, OH, SAIC, February 2011

Additional Comments:

Ravenna, OH Data Review Checklist

Project Number: 030174.0016
Sample Event: January 2012
Data Reviewer/Date: Angye Dragotta/May 22, 2012

SDG: 240-8119-1 R2
Analysis: SW846 8330M Nitroguanidine

Review Questions:	Yes	No	N/A	Comments	QUAL/Criteria
1. Did Chain-of-Custody information agree with laboratory report?	X				
2. Were samples preserved properly and received in good condition?	X				QAPP Table 5-1
3. Were holding times met?	X				QAPP Table 5-1 J/UJ/R
4. Were sample storage requirements met?	X				QAPP Table 5-1
5. Were all QAPP-specified target analytes reported?	X				QAPP Table 4-3
6. Was a LOD Verification analyzed once per quarter with all target analytes detected?	X			2/14/12	DoD QSM Table F-3 R
7.Calibration					
7a. Does the initial calibration curve consist of 5 concentration levels? (6 stds for quadratic curves)	X			PDA 10/27/11	DoD QSM Table F-3 R
7b. Did all target analytes using avg response have an RSD ≤ 15% ?	X				
7c. If a linear regression curve was used, was the correlation coefficient r≥0.995? (0.990 for Quadratic curve).			X		
7d. Did reanalysis of the low level standard after calibration, recover within 15%?	X			10/27/11 @ 1944	
8. Was a second source verification (ICV) analyzed after the ICAL and all analytes 80-120%?	X			10/27/11 @ 1929	DoD QSM Table F-3 >120%=J; <80%= J/UJ;
Sample Analysis					
9. Was a CCV run at the beginning of the analytical sequence, every 10 samples and at the end of the analytical run with targets and surrogates recovering 80-120% of the true value?	X			2/9/12 @ 1004, 1325	DoD QSM Table F-3 J/UJ
10. Was a MRL Level verification run at the beginning and end of every daily sequence or every 12 hours? Was the %D < 30%?	X			2/9/12 @ 1019, 1339	LCG Table 5 >30%=J
11. Was a method blank prepared and analyzed with each batch?	X				DoD QSM Table F-3
12. Were target analytes in the method blank <1/2 the MRL?	X			Checked by ADR.	DoD QSM Table F-3 <5x = B

Ravenna, OH Data Review Checklist

Project Number: 030174.0016
Sample Event: January 2012
Data Reviewer/Date: Angye Dragotta/May 22, 2012

SDG: 240-8119-1 R2
Analysis: SW846 8330M Nitroguanidine

Review Questions:	Yes	No	N/A	Comments	QUAL/Criteria
13. Was a field blank collected and analyzed?	X				
14. Were target analytes in the field blank analyses < ½ the MRL?		X		Checked by ADR.	DoD QSM Table F-3 <5x=B
15. Was a field duplicate analyzed? Were the RPDs ≤30%?	X				RPD >30=J
16. Were all positive results confirmed with a second column confirmation? Were the RPDs ≤ 40%?	X				DoD QSM Table F-3 RPD>40%=J
17. Was an LCS prepared and analyzed with each batch?	X				DoD QSM Table F-3
18. Were the LCS recoveries within laboratory limits of 79%-119%?	X			Checked by ADR.	DoD QSM Table F-3 <UL=J; 30-LL=J/UJ; <30%=J/R
19. Was a MS/MSD or MS and sample duplicate prepared with each batch?	X				DoD QSM Table F-3
20. Were MS/MSD recoveries within laboratory limits of 40%-150% with an RPD ≤20%?	X				DoD QSM Table F-3 Pj

References:
DoD Quality Systems Manual (QSM), version 4.1, October 2010

Louisville DoD Quality Systems Manual Supplement (LS), Version 1 March 2007

Final Facility Wide Groundwater Monitoring Program, RVAAP-66 Facility Wide Groundwater Quality Assurance Project Plan (QAPP) Addendum for the Ravenna Army Ammunition Plant, Ravenna, OH, Environmental Quality Management, January 2012

Final Facility Wide Quality Assurance Project Plan for Environmental Investigations Groundwater for the Ravenna Army Ammunition Plant, Ravenna, OH, SAIC, February 2011

Additional Comments:

Ravenna, OH Data Review Checklist

Project Number: 030174.0016
Sample Event: January 2012
Data Reviewer/Date: Angye Dragotta/May 22, 2012

SDG: 240-8119-1 R2
Analysis: SW846 8330 Explosives

Review Questions:	Yes	No	N/A	Comments	QUAL/Criteria
1. Did Chain-of-Custody information agree with laboratory report?	X				
2. Were samples preserved properly and received in good condition?	X				QAPP Table 5-1
3. Were holding times met?	X				QAPP Table 5-1 J/UJ/R
4. Were sample storage requirements met?	X				QAPP Table 5-1
5. Were all QAPP-specified target analytes reported?	X				QAPP Table 4-3
6. Was a LOD Verification analyzed once per quarter with all target analytes detected?	X			LC10 1/25/12 @ 2044 LC12 1/27/2012 @ 0341	DoD QSM Table F-3 R
7.Calibration					
7a. Does the initial calibration curve consist of 5 concentration levels? (6 stds for quadratic curves)	X			LC10 1/25/12 LC12 1/27/12, 2 2/1/12	DoD QSM Table F-3 R
7b. Did all target analytes using avg response have an RSD ≤ 15% ?	X				
7c. If a linear regression curve was used, was the correlation coefficient r≥0.995? (0.990 for Quadratic curve).			X		
7d. Did reanalysis of the low level standard after calibration, recover within 15%?	X			LC10 1/25/12@ 2044 LC12 01/27/12 @0341,	
8. Was a second source verification (ICV) analyzed after the ICAL and all analytes 80-120%?	X			LC10 1/25/12@ 2125 LC12 01/27/12 @0446,	DoD QSM Table F-3 >120%=J; <80%= J/UJ;
Sample Analysis					
9. Was a CCV run at the beginning of the analytical sequence, every 10 samples and at the end of the analytical run with targets and surrogates recovering 80-120% of the true value?	X			LC10-2/7/12 @ 2126, 2/8/12 @ 0448, 0809 LC12 02/9/12 @0356, 1136	DoD QSM Table F-3 J/UJ
10. Was a MRL Level verification run at the beginning and end of every daily sequence or every 12 hours? Was the %D < 30%?		X		LC10-2/7/12 @ 2206, 2/8/12 @ 0528, 0850 LC12 02/9/12 @0501, 1241 The bracketing MRL checks analyzed 2/7/12 on LC10 recovered above control limits of 70-130% for PETN at 133% and 140%. No qualifications were made as there were no detected PETN concentrations reported for the bracketed samples.	LCG Table 5 >30%=J

Ravenna, OH Data Review Checklist

Project Number: 030174.0016
Sample Event: January 2012
Data Reviewer/Date: Angye Dragotta/May 22, 2012

SDG: 240-8119-1 R2
Analysis: SW846 8330 Explosives

Review Questions:	Yes	No	N/A	Comments	QUAL/Criteria
11. Was a method blank prepared and analyzed with each batch?	X				DoD QSM Table F-3
12. Were target analytes in the method blank <1/2 the MRL?	X			Checked by ADR.	DoD QSM Table F-3 <5x = B
13. Was a field blank collected and analyzed?	X				
14. Were target analytes in the field blank analyses < ½ the MRL?		X		Checked by ADR.	DoD QSM Table F-3 <5x=B
15. Was a field duplicate analyzed? Were the RPDs ≤30%?	X				RPD >30=J
16. Were all positive results confirmed with a second column confirmation? Were the RPDs ≤ 40%?	X				DoD QSM Table F-3 RPD>40%=J
17. Was an LCS prepared and analyzed with each batch?	X				DoD QSM Table F-3
18. Were the LCS recoveries within limits specified in table G-12 of the DoD QSM?	X			Checked by ADR.	DoD QSM Table F-3 <UL=J; 30-LL=J/UJ; <30%=J/R
19. Was a MS/MSD or MS and sample duplicate prepared with each batch?	X				DoD QSM Table F-3
20. Were MS/MSD recoveries within limits specified in table G-12 of the DoD QSM with an RPD ≤20%?	X				DoD QSM Table F-3 Pj
21. Were surrogate recoveries within laboratory limits (79-111%)?	X				QSM Tables F-2 >UL=J; <LL =J/UJ

References:
DoD Quality Systems Manual (QSM), version 4.1, October 2010

Louisville DoD Quality Systems Manual Supplement (LS), Version 1 March 2007

Final Facility Wide Groundwater Monitoring Program, RVAAP-66 Facility Wide Groundwater Quality Assurance Project Plan (QAPP) Addendum for the Ravenna Army Ammunition Plant, Ravenna, OH, Environmental Quality Management, January 2012

Final Facility Wide Quality Assurance Project Plan for Environmental Investigations Groundwater for the Ravenna Army Ammunition Plant, Ravenna, OH, SAIC, February 2011

Additional Comments:

Appendix II

Overall Qualified Results

Analytical Method	Field Sample ID	Matrix	Sample Type	Analyte	RL	Lab Result	Unc / Error	Overall Qualifier	Units	Reason Code
SDG: 240-8119-1										
353.2	FWGEQUIPRINSE-1-1894-GW	AQ	EB							
				Nitrate-Nitrite	0.012	0.0091J		J	mg/L	Ms, RI, Pro
353.2	FWGLL12MW-185C-1869-GW	AQ	N							
				Nitrate-Nitrite	1.2	119Q		J	mg/L	Ms, ProfJu
6010B	FWGB12MW-012C-1874-GF	AQ	N							
				COBALT	4.0	4.0U		UJ	ug/L	Ld
				NICKEL	5.0	3.1J		J	ug/L	Ld, RI
6010B	FWGBKGMW-021C-1856-GF	AQ	N							
				COBALT	4.0	4.0U		UJ	ug/L	Ld
				NICKEL	5.0	5.0U		UJ	ug/L	Ld
				Potassium	900	720J		J	ug/L	RI
6010B	FWGEBGMW-125C-1880-GF	AQ	N							
				COBALT	4.0	4.0U		UJ	ug/L	Ld
				NICKEL	5.0	5.0U		UJ	ug/L	Ld
6010B	FWGEQUIPRINSE-1-1894-GW	AQ	EB							
				COBALT	4.0	4.0U		UJ	ug/L	Ld
				MAGNESIUM	300	170J		B	ug/L	Mb
				NICKEL	5.0	5.0U		UJ	ug/L	Ld
6010B	FWGLL10MW-003C-1866-GF	AQ	N							
				BARIUM	5.0	4.9J		J	ug/L	RI
				COBALT	4.0	4.0U		UJ	ug/L	Ld
				NICKEL	5.0	5.0U		UJ	ug/L	Ld
				Potassium	900	710J		J	ug/L	RI

N = Normal Sample *TB = Trip Blank*
FD = Field Duplicate *FB = Field Blank*

Overall Qualified Results

Analytical Method	Field Sample ID	Matrix	Sample Type	Analyte	RL	Lab Result	Unc / Error	Overall Qualifier	Units	Reason Code
SDG: 240-8119-1										
6010B	FWGLL12MW-185C-1869-GF	AQ	N							
				COBALT	4.0	4.0U		UJ	ug/L	Ld
				NICKEL	5.0	7.0J		J	ug/L	Ld
6010B	FWGLL2MW-059C-1859-GF	AQ	N							
				ARSENIC	10	4.1J		J	ug/L	RI
				COBALT	4.0	13		J	ug/L	Ld
				NICKEL	5.0	6.7J		J	ug/L	Ld
6010B	FWGLL2MW-265C-1860-GF	AQ	N							
				COBALT	4.0	4.0U		UJ	ug/L	Ld
				NICKEL	5.0	3.1J		J	ug/L	Ld, RI
				Potassium	900	720J		J	ug/L	RI
6010B	FWGLL2MW-DUP1-1890-GF	AQ	FD							
				COBALT	4.0	4.0U		UJ	ug/L	Ld
				NICKEL	5.0	2.5J		J	ug/L	Ld, RI
				Potassium	900	790J		J	ug/L	RI
6010B	FWGRQLMW-007C-1882-GF	AQ	N							
				COBALT	4.0	20		J	ug/L	Ld
				MAGNESIUM	300	52000		U	ug/L	Cb
				NICKEL	5.0	28J		J	ug/L	Ld
6010B	FWGRQLMW-008C-1883-GF	AQ	N							
				COBALT	4.0	4.4J		J	ug/L	Ld
				NICKEL	5.0	6.5J		J	ug/L	Ld
				SILVER	5.0	1.8J		J	ug/L	RI
6010B	FWGRQLMW-009C-1884-GF	AQ	N							
				COBALT	4.0	2.6J		J	ug/L	Ld, RI
				NICKEL	5.0	3.0J		J	ug/L	Ld, RI

N = Normal Sample *TB = Trip Blank*
FD = Field Duplicate *FB = Field Blank*

Overall Qualified Results

Analytical Method	Field Sample ID	Matrix	Sample Type	Analyte	RL	Lab Result	Unc / Error	Overall Qualifier	Units	Reason Code
SDG: 240-8119-1										
6010B	FWGRQLMW-DUP3-1892-GF	AQ	FD							
				COBALT	4.0	3.1J		J	ug/L	Ld, RI
				NICKEL	5.0	4.0J		J	ug/L	Ld, RI
6020	FWGB12MW-012C-1874-GF	AQ	N							
				CADMIUM	0.070	0.044J		U	ug/L	Cb
				ZINC	20	9.7J		J	ug/L	RI
6020	FWGLL12MW-185C-1869-GF	AQ	N							
				ANTIMONY	0.50	0.23J		J	ug/L	RI
6020	FWGLL2MW-265C-1860-GF	AQ	N							
				IRON	100	110J		J	ug/L	Fd
6020	FWGRQLMW-007C-1882-GF	AQ	N							
				CADMIUM	0.070	0.059J		U	ug/L	Cb
				ZINC	20	13J		J	ug/L	RI
6020	FWGRQLMW-008C-1883-GF	AQ	N							
				ZINC	20	14J		J	ug/L	RI
6020	FWGRQLMW-009C-1884-GF	AQ	N							
				ANTIMONY	0.50	0.22J		J	ug/L	Fd, RI
8081A	FWGBKGMW-021C-1856-GW	AQ	N							
				TOXAPHENE	0.48	0.48U		R	ug/L	ProfJudg
8081A	FWGEQUIPRINSE-1-1894-GW	AQ	EB							
				TOXAPHENE	0.49	0.49U		R	ug/L	ProfJudg
8081A	FWGLL2MW-059C-1859-GW	AQ	N							
				TOXAPHENE	0.48	0.48U		R	ug/L	ProfJudg

N = Normal Sample *TB = Trip Blank*
FD = Field Duplicate *FB = Field Blank*

Overall Qualified Results

Analytical Method	Field Sample ID	Matrix	Sample Type	Analyte	RL	Lab Result	Unc / Error	Overall Qualifier	Units	Reason Code
SDG: 240-8119-1										
8081A	FWGLL2MW-265C-1860-GW	AQ	N							
				TOXAPHENE	0.48	0.48U		R	ug/L	ProfJudg
8081A	FWGRQLMW-007C-1882-GW	AQ	N							
				TOXAPHENE	0.48	0.48U		R	ug/L	ProfJudg
8081A	FWGRQLMW-008C-1883-GW	AQ	N							
				ENDRIN KETONE	0.0097	0.0097U J		UJ	ug/L	Ms
				TOXAPHENE	0.49	0.49U		R	ug/L	ProfJudg
8081A	FWGRQLMW-009C-1884-GW	AQ	N							
				TOXAPHENE	0.48	0.48U		R	ug/L	ProfJudg
8081A	FWGRQLMW-DUP3-1892-GW	AQ	FD							
				TOXAPHENE	0.48	0.48U		R	ug/L	ProfJudg
8082	FWGLL2MW-265C-1860-GW	AQ	N							
				AROCLOR 1016	0.19	0.19U		UJ	ug/L	Surr
				AROCLOR 1221	0.19	0.19U		UJ	ug/L	Surr
				AROCLOR 1232	0.19	0.19U		UJ	ug/L	Surr
				AROCLOR 1242	0.38	0.38U		UJ	ug/L	Surr
				AROCLOR 1248	0.19	0.19U		UJ	ug/L	Surr
				AROCLOR 1254	0.19	0.19U		UJ	ug/L	Surr
				AROCLOR 1260	0.19	0.19U		UJ	ug/L	Surr

N = Normal Sample *TB = Trip Blank*
FD = Field Duplicate *FB = Field Blank*

Overall Qualified Results

Analytical Method	Field Sample ID	Matrix	Sample Type	Analyte	RL	Lab Result	Unc / Error	Overall Qualifier	Units	Reason Code
SDG: 240-8119-1										
8082	FWGRQLMW-007C-1882-GW	AQ	N							
				AROCLOR 1016	0.19	0.19U		UJ	ug/L	Surr
				AROCLOR 1221	0.19	0.19U		UJ	ug/L	Surr
				AROCLOR 1232	0.19	0.19U		UJ	ug/L	Surr
				AROCLOR 1242	0.38	0.38U		UJ	ug/L	Surr
				AROCLOR 1248	0.19	0.19U		UJ	ug/L	Surr
				AROCLOR 1254	0.19	0.19U		UJ	ug/L	Surr
				AROCLOR 1260	0.19	0.19U		UJ	ug/L	Surr
8082	FWGRQLMW-008C-1883-GW	AQ	N							
				AROCLOR 1016	0.19	0.19U		UJ	ug/L	Surr
				AROCLOR 1221	0.19	0.19U		UJ	ug/L	Surr
				AROCLOR 1232	0.19	0.19U		UJ	ug/L	Surr
				AROCLOR 1242	0.39	0.39U		UJ	ug/L	Surr
				AROCLOR 1248	0.19	0.19U		UJ	ug/L	Surr
				AROCLOR 1254	0.19	0.19U		UJ	ug/L	Surr
				AROCLOR 1260	0.19	0.19U		UJ	ug/L	Surr
8082	FWGRQLMW-DUP3-1892-GW	AQ	FD							
				AROCLOR 1016	0.19	0.19U		UJ	ug/L	Surr
				AROCLOR 1221	0.19	0.19U		UJ	ug/L	Surr
				AROCLOR 1232	0.19	0.19U		UJ	ug/L	Surr
				AROCLOR 1242	0.38	0.38U		UJ	ug/L	Surr
				AROCLOR 1248	0.19	0.19U		UJ	ug/L	Surr
				AROCLOR 1254	0.19	0.19U		UJ	ug/L	Surr
				AROCLOR 1260	0.19	0.19U		UJ	ug/L	Surr
8260B	FWGTEAM1-TRIP	AQ	TB							
				METHYLENE CHLORIDE	0.50	0.69J B		JB	ug/L	Mb, ProfJu
8260B	FWGTEAM2-TRIP	AQ	TB							
				METHYLENE CHLORIDE	0.50	0.73J B		JB	ug/L	Mb, ProfJu

N = Normal Sample *TB = Trip Blank*
FD = Field Duplicate *FB = Field Blank*

Overall Qualified Results

Analytical Method	Field Sample ID	Matrix	Sample Type	Analyte	RL	Lab Result	Unc / Error	Overall Qualifier	Units	Reason Code
SDG: 240-8119-1										
8260B	FWGTEAM3-TRIP	AQ	TB							
				METHYLENE CHLORIDE	0.50	0.76J B		JB	ug/L	Mb, ProfJu
8270C	FWGB12MW-012C-1874-GW	AQ	N							
				BIS(2-ETHYLHEXYL)PHTHALATE	0.83	1.0J		B	ug/L	Eb
8270C	FWGBKGMW-021C-1856-GW	AQ	N							
				BIS(2-ETHYLHEXYL)PHTHALATE	0.76	1.4J		B	ug/L	Eb
8270C	FWGEBGMW-125C-1880-GW	AQ	N							
				BIS(2-ETHYLHEXYL)PHTHALATE	0.76	1.1J		B	ug/L	Eb
8270C	FWGEQUIPRINSE-1-1894-GW	AQ	EB							
				2,4-DINITROPHENOL	2.3	2.3U		UJ	ug/L	ProfJudg
				4,6-DINITRO-2-METHYLPHENOL	2.3	2.3U		R	ug/L	ProfJudg
8270C	FWGLL2MW-059C-1859-GW	AQ	N							
				2,4-DINITROPHENOL	2.3	2.3U		UJ	ug/L	ProfJudg
				4,6-DINITRO-2-METHYLPHENOL	2.3	2.3U		R	ug/L	ProfJudg
				BIS(2-ETHYLHEXYL)PHTHALATE	0.78	1.3J		B	ug/L	Eb
8270C	FWGLL2MW-265C-1860-GW	AQ	N							
				2,4-DINITROPHENOL	2.3	2.3U		UJ	ug/L	ProfJudg
				4,6-DINITRO-2-METHYLPHENOL	2.3	2.3U		R	ug/L	ProfJudg
				BIS(2-ETHYLHEXYL)PHTHALATE	0.77	5.7		U	ug/L	Eb
8270C	FWGLL2MW-DUP1-1890-GW	AQ	FD							
				2,4-DINITROPHENOL	2.3	2.3U		B	ug/L	ProfJudg
				4,6-DINITRO-2-METHYLPHENOL	2.3	2.3U		R	ug/L	ProfJudg
				BIS(2-ETHYLHEXYL)PHTHALATE	0.77	5.0		U	ug/L	Eb

N = Normal Sample *TB = Trip Blank*
FD = Field Duplicate *FB = Field Blank*

Overall Qualified Results

Analytical Method	Field Sample ID	Matrix	Sample Type	Analyte	RL	Lab Result	Unc / Error	Overall Qualifier	Units	Reason Code
SDG: 240-8119-1										
8270C	FWGRQLMW-007C-1882-GW	AQ	N							
				2,4-DINITROPHENOL	2.3	2.3U		UJ	ug/L	ProfJudg
				4,6-DINITRO-2-METHYLPHENOL	2.3	2.3U		R	ug/L	ProfJudg
				BIS(2-ETHYLHEXYL)PHTHALATE	0.76	0.94J		B	ug/L	Eb
8270C	FWGRQLMW-008C-1883-GW	AQ	N							
				2,4-DINITROPHENOL	2.3	2.3U		UJ	ug/L	ProfJudg
				3,3'-DICHLOROBENZIDINE	0.76	0.76U J		R	ug/L	Ms
				4,6-DINITRO-2-METHYLPHENOL	2.3	2.3U		R	ug/L	ProfJudg
				BENZO(A)PYRENE	0.095	0.095U J		UJ	ug/L	Ms
				BENZO(B)FLUORANTHENE	0.095	0.095U J		UJ	ug/L	Ms
				BENZO(G,H,I)PERYLENE	0.095	0.095U J		UJ	ug/L	Ms
				BENZO(K)FLUORANTHENE	0.095	0.095U J		UJ	ug/L	Ms
				BIS(2-ETHYLHEXYL)PHTHALATE	0.76	1.3J		JB	ug/L	Eb, Ms
				DIBENZ(A,H)ANTHRACENE	0.095	0.095U J		UJ	ug/L	Ms
				DI-N-OCTYL PHTHALATE	0.76	0.76U J		UJ	ug/L	Ms
				INDENO(1,2,3-CD)PYRENE	0.095	0.095U J		UJ	ug/L	Ms
8270C	FWGRQLMW-009C-1884-GW	AQ	N							
				2,4-DINITROPHENOL	2.3	2.3U		UJ	ug/L	ProfJudg
				4,6-DINITRO-2-METHYLPHENOL	2.3	2.3U		R	ug/L	ProfJudg
				BIS(2-ETHYLHEXYL)PHTHALATE	0.76	0.77J		JB	ug/L	Eb, Fd
8270C	FWGRQLMW-DUP3-1892-GW	AQ	FD							
				2,4-DINITROPHENOL	2.3	2.3U		UJ	ug/L	ProfJudg
				4,6-DINITRO-2-METHYLPHENOL	2.3	2.3U		R	ug/L	ProfJudg
				BIS(2-ETHYLHEXYL)PHTHALATE	0.76	0.76U		UJ	ug/L	Fd
8330	FWGLL2MW-265C-1860-GW	AQ	N							
				Octahydro-1,3,5,7-tetranitro-1,3,5,7-tetrazocine (HMX)	0.050	0.049J		J	ug/L	RI

N = Normal Sample *TB = Trip Blank*
FD = Field Duplicate *FB = Field Blank*

Overall Qualified Results

Analytical Method	Field Sample ID	Matrix	Sample Type	Analyte	RL	Lab Result	Unc / Error	Overall Qualifier	Units	Reason Code
SDG: 240-8119-1										
9012A	FWGEQUIPRINSE-1-1894-GW	AQ	EB	CYANIDE	0.010	0.010U		UJ	mg/L	ProfJudg
9012A	FWGRQLMW-007C-1882-GW	AQ	N	CYANIDE	0.010	0.010U		UJ	mg/L	ProfJudg
9012A	FWGRQLMW-008C-1883-GW	AQ	N	CYANIDE	0.010	0.010U		UJ	mg/L	ProfJudg
9012A	FWGRQLMW-009C-1884-GW	AQ	N	CYANIDE	0.010	0.010U		UJ	mg/L	ProfJudg
9012A	FWGRQLMW-DUP3-1892-GW	AQ	FD	CYANIDE	0.010	0.010U		UJ	mg/L	ProfJudg
WS-WC-0050	FWGBKGMW-021C-1856-GW	AQ	N	Nitrocellulose	1.0	1.0U		UJ	mg/L	ProfJudg
WS-WC-0050	FWGEQUIPRINSE-1-1894-GW	AQ	EB	Nitrocellulose	1.0	1.0U		UJ	mg/L	ProfJudg
WS-WC-0050	FWGLL2MW-059C-1859-GW	AQ	N	Nitrocellulose	1.0	1.0U		UJ	mg/L	ProfJudg
WS-WC-0050	FWGLL2MW-265C-1860-GW	AQ	N	Nitrocellulose	1.0	1.0U		UJ	mg/L	ProfJudg
WS-WC-0050	FWGRQLMW-007C-1882-GW	AQ	N	Nitrocellulose	1.0	1.0U		UJ	mg/L	ProfJudg
WS-WC-0050	FWGRQLMW-008C-1883-GW	AQ	N	Nitrocellulose	1.0	1.0U		UJ	mg/L	ProfJudg

N = Normal Sample *TB = Trip Blank*
FD = Field Duplicate *FB = Field Blank*

Overall Qualified Results

Analytical Method	Field Sample ID	Matrix	Sample Type	Analyte	RL	Lab Result	Unc / Error	Overall Qualifier	Units	Reason Code
SDG: 240-8119-1										
WS-WC-0050	FWGRQLMW-009C-1884-GW	AQ	N							
				Nitrocellulose	1.0	1.0U		UJ	mg/L	ProfJudg
WS-WC-0050	FWGRQLMW-DUP3-1892-GW	AQ	FD							
				Nitrocellulose	1.0	1.0U		UJ	mg/L	ProfJudg

N = Normal Sample *TB = Trip Blank*
FD = Field Duplicate *FB = Field Blank*

Data Qualifier Summary

Lab Reporting Batch ID: 240-8119-1 | Laboratory: TA CAN

EDD Filename: Prep240-8119-1 9may2012 | eQAPP Name: RVAAP-66

Method Category: GENCHEM
Method: 353.2 **Matrix:** AQ

Sample ID: **FWGEQUIPRINSE-1-1894-GW** *Collected:* **1/30/2012 5:56:00** *Analysis Type:* **RES/TOT** *Dilution:* **1**

Analyte	Lab Result	Lab Qual	DL	DL Type	RL	RL Type	Units	Data Review Qual	Reason Code
Nitrate-Nitrite	0.0091	J	0.0053	MDL	0.012	LOD	mg/L	J	RI, Ms, ProfJudg

Sample ID: **FWGLL12MW-185C-1869-GW** *Collected:* **1/30/2012 5:26:00** *Analysis Type:* **DL/TOT** *Dilution:* **100**

Analyte	Lab Result	Lab Qual	DL	DL Type	RL	RL Type	Units	Data Review Qual	Reason Code
Nitrate-Nitrite	119	Q	0.53	MDL	1.2	LOD	mg/L	J	Ms, ProfJudg

Method Category: GENCHEM
Method: 9012A **Matrix:** AQ

Sample ID: **FWGEQUIPRINSE-1-1894-GW** *Collected:* **1/30/2012 5:56:00** *Analysis Type:* **RES/TOT** *Dilution:* **1**

Analyte	Lab Result	Lab Qual	DL	DL Type	RL	RL Type	Units	Data Review Qual	Reason Code
CYANIDE	0.010	U	0.0050	MDL	0.010	LOD	mg/L	UJ	ProfJudg

Sample ID: **FWGRQLMW-007C-1882-GW** *Collected:* **1/30/2012 1:01:00** *Analysis Type:* **RES/TOT** *Dilution:* **1**

Analyte	Lab Result	Lab Qual	DL	DL Type	RL	RL Type	Units	Data Review Qual	Reason Code
CYANIDE	0.010	U	0.0050	MDL	0.010	LOD	mg/L	UJ	ProfJudg

Sample ID: **FWGRQLMW-008C-1883-GW** *Collected:* **1/30/2012 3:02:00** *Analysis Type:* **RES/TOT** *Dilution:* **1**

Analyte	Lab Result	Lab Qual	DL	DL Type	RL	RL Type	Units	Data Review Qual	Reason Code
CYANIDE	0.010	U	0.0050	MDL	0.010	LOD	mg/L	UJ	ProfJudg

Sample ID: **FWGRQLMW-009C-1884-GW** *Collected:* **1/30/2012 2:41:00** *Analysis Type:* **RES/TOT** *Dilution:* **1**

Analyte	Lab Result	Lab Qual	DL	DL Type	RL	RL Type	Units	Data Review Qual	Reason Code
CYANIDE	0.010	U	0.0050	MDL	0.010	LOD	mg/L	UJ	ProfJudg

* denotes a non-reportable result

Project Name and Number: 030174.0016 - RVAAP66 (OH)

Data Qualifier Summary

Lab Reporting Batch ID: 240-8119-1 Laboratory: TA CAN

EDD Filename: Prep240-8119-1 9may2012 eQAPP Name: RVAAP-66

Method Category: GENCHEM **Method:** 9012A **Matrix:** AQ

Sample ID: **FWGRQLMW-DUP3-1892-GW** *Collected:* **1/30/2012 3:55:00** *Analysis Type:* **RES/TOT** *Dilution:* **1**

Analyte	Lab Result	Lab Qual	DL	DL Type	RL	RL Type	Units	Data Review Qual	Reason Code
CYANIDE	0.010	U	0.0050	MDL	0.010	LOD	mg/L	UJ	ProfJudg

Method Category: GENCHEM **Method:** WS-WC-0050 **Matrix:** AQ

Sample ID: **FWGBKGMW-021C-1856-GW** *Collected:* **1/30/2012 12:58:00** *Analysis Type:* **RES/TOT** *Dilution:* **1**

Analyte	Lab Result	Lab Qual	DL	DL Type	RL	RL Type	Units	Data Review Qual	Reason Code
Nitrocellulose	1.0	U	0.48	MDL	1.0	LOD	mg/L	UJ	ProfJudg

Sample ID: **FWGEQUIPRINSE-1-1894-GW** *Collected:* **1/30/2012 5:56:00** *Analysis Type:* **RES/TOT** *Dilution:* **1**

Analyte	Lab Result	Lab Qual	DL	DL Type	RL	RL Type	Units	Data Review Qual	Reason Code
Nitrocellulose	1.0	U	0.48	MDL	1.0	LOD	mg/L	UJ	ProfJudg

Sample ID: **FWGLL2MW-059C-1859-GW** *Collected:* **1/30/2012 4:03:00** *Analysis Type:* **RES/TOT** *Dilution:* **1**

Analyte	Lab Result	Lab Qual	DL	DL Type	RL	RL Type	Units	Data Review Qual	Reason Code
Nitrocellulose	1.0	U	0.48	MDL	1.0	LOD	mg/L	UJ	ProfJudg

Sample ID: **FWGLL2MW-265C-1860-GW** *Collected:* **1/30/2012 1:13:00** *Analysis Type:* **RES/TOT** *Dilution:* **1**

Analyte	Lab Result	Lab Qual	DL	DL Type	RL	RL Type	Units	Data Review Qual	Reason Code
Nitrocellulose	1.0	U	0.48	MDL	1.0	LOD	mg/L	UJ	ProfJudg

Sample ID: **FWGRQLMW-007C-1882-GW** *Collected:* **1/30/2012 1:01:00** *Analysis Type:* **RES/TOT** *Dilution:* **1**

Analyte	Lab Result	Lab Qual	DL	DL Type	RL	RL Type	Units	Data Review Qual	Reason Code
Nitrocellulose	1.0	U	0.48	MDL	1.0	LOD	mg/L	UJ	ProfJudg

* denotes a non-reportable result

Data Qualifier Summary

Lab Reporting Batch ID: 240-8119-1 Laboratory: TA CAN

EDD Filename: Prep240-8119-1 9may2012 eQAPP Name: RVAAP-66

Method Category: GENCHEM
Method: WS-WC-0050 **Matrix:** AQ

Sample ID: **FWGRQLMW-008C-1883-GW** *Collected:* **1/30/2012 3:02:00** *Analysis Type:* **RES/TOT** *Dilution:* **1**

Analyte	Lab Result	Lab Qual	DL	DL Type	RL	RL Type	Units	Data Review Qual	Reason Code
Nitrocellulose	1.0	U	0.48	MDL	1.0	LOD	mg/L	UJ	ProfJudg

Sample ID: **FWGRQLMW-009C-1884-GW** *Collected:* **1/30/2012 2:41:00** *Analysis Type:* **RES/TOT** *Dilution:* **1**

Analyte	Lab Result	Lab Qual	DL	DL Type	RL	RL Type	Units	Data Review Qual	Reason Code
Nitrocellulose	1.0	U	0.48	MDL	1.0	LOD	mg/L	UJ	ProfJudg

Sample ID: **FWGRQLMW-DUP3-1892-GW** *Collected:* **1/30/2012 3:55:00** *Analysis Type:* **RES/TOT** *Dilution:* **1**

Analyte	Lab Result	Lab Qual	DL	DL Type	RL	RL Type	Units	Data Review Qual	Reason Code
Nitrocellulose	1.0	U	0.48	MDL	1.0	LOD	mg/L	UJ	ProfJudg

Method Category: METALS
Method: 6010B **Matrix:** AQ

Sample ID: **FWGB12MW-012C-1874-GF** *Collected:* **1/30/2012 2:12:00** *Analysis Type:* **RES/TOT** *Dilution:* **1**

Analyte	Lab Result	Lab Qual	DL	DL Type	RL	RL Type	Units	Data Review Qual	Reason Code
COBALT	4.0	U	1.5	MDL	4.0	LOD	ug/L	UJ	Ld
NICKEL	3.1	J	2.2	MDL	5.0	LOD	ug/L	J	RI, Ld

Sample ID: **FWGBKGMW-021C-1856-GF** *Collected:* **1/30/2012 12:58:00** *Analysis Type:* **RES/TOT** *Dilution:* **1**

Analyte	Lab Result	Lab Qual	DL	DL Type	RL	RL Type	Units	Data Review Qual	Reason Code
COBALT	4.0	U	1.5	MDL	4.0	LOD	ug/L	UJ	Ld
NICKEL	5.0	U	2.2	MDL	5.0	LOD	ug/L	UJ	Ld
POTASSIUM	720	J	300	MDL	900	LOD	ug/L	J	RI

Sample ID: **FWGEBGMW-125C-1880-GF** *Collected:* **1/30/2012 5:04:00** *Analysis Type:* **RES/TOT** *Dilution:* **1**

Analyte	Lab Result	Lab Qual	DL	DL Type	RL	RL Type	Units	Data Review Qual	Reason Code
COBALT	4.0	U	1.5	MDL	4.0	LOD	ug/L	UJ	Ld
NICKEL	5.0	U	2.2	MDL	5.0	LOD	ug/L	UJ	Ld

* denotes a non-reportable result

Project Name and Number: 030174.0016 - RVAAP66 (OH)

Data Qualifier Summary

Lab Reporting Batch ID: 240-8119-1 | Laboratory: TA CAN

EDD Filename: Prep240-8119-1 9may2012 | eQAPP Name: RVAAP-66

Method Category: METALS

Method: 6010B **Matrix:** AQ

Sample ID: **FWGEQUIPRINSE-1-1894-GW** *Collected:* **1/30/2012 5:56:00** *Analysis Type:* **RES/TOT** *Dilution:* **1**

Analyte	Lab Result	Lab Qual	DL	DL Type	RL	RL Type	Units	Data Review Qual	Reason Code
COBALT	4.0	U	1.5	MDL	4.0	LOD	ug/L	UJ	Ld
MAGNESIUM	170	J	120	MDL	300	LOD	ug/L	UB	Mb
NICKEL	5.0	U	2.2	MDL	5.0	LOD	ug/L	UJ	Ld

Sample ID: **FWGLL10MW-003C-1866-GF** *Collected:* **1/30/2012 5:05:00** *Analysis Type:* **RES/TOT** *Dilution:* **1**

Analyte	Lab Result	Lab Qual	DL	DL Type	RL	RL Type	Units	Data Review Qual	Reason Code
BARIUM	4.9	J	2.8	MDL	5.0	LOD	ug/L	J	RI
COBALT	4.0	U	1.5	MDL	4.0	LOD	ug/L	UJ	Ld
NICKEL	5.0	U	2.2	MDL	5.0	LOD	ug/L	UJ	Ld
POTASSIUM	710	J	300	MDL	900	LOD	ug/L	J	RI

Sample ID: **FWGLL12MW-185C-1869-GF** *Collected:* **1/30/2012 5:26:00** *Analysis Type:* **RES/TOT** *Dilution:* **1**

Analyte	Lab Result	Lab Qual	DL	DL Type	RL	RL Type	Units	Data Review Qual	Reason Code
COBALT	4.0	U	1.5	MDL	4.0	LOD	ug/L	UJ	Ld
NICKEL	7.0	J	2.2	MDL	5.0	LOD	ug/L	J	Ld

Sample ID: **FWGLL2MW-059C-1859-GF** *Collected:* **1/30/2012 4:03:00** *Analysis Type:* **RES/TOT** *Dilution:* **1**

Analyte	Lab Result	Lab Qual	DL	DL Type	RL	RL Type	Units	Data Review Qual	Reason Code
ARSENIC	4.1	J	3.3	MDL	10	LOD	ug/L	J	RI
COBALT	13		1.5	MDL	4.0	LOD	ug/L	J	Ld
NICKEL	6.7	J	2.2	MDL	5.0	LOD	ug/L	J	Ld

Sample ID: **FWGLL2MW-265C-1860-GF** *Collected:* **1/30/2012 1:13:00** *Analysis Type:* **RES/TOT** *Dilution:* **1**

Analyte	Lab Result	Lab Qual	DL	DL Type	RL	RL Type	Units	Data Review Qual	Reason Code
COBALT	4.0	U	1.5	MDL	4.0	LOD	ug/L	UJ	Ld
NICKEL	3.1	J	2.2	MDL	5.0	LOD	ug/L	J	RI, Ld
POTASSIUM	720	J	300	MDL	900	LOD	ug/L	J	RI

* denotes a non-reportable result

Project Name and Number: 030174.0016 - RVAAP66 (OH)

Data Qualifier Summary

Lab Reporting Batch ID: 240-8119-1 | Laboratory: TA CAN

EDD Filename: Prep240-8119-1 9may2012 | eQAPP Name: RVAAP-66

Method Category: METALS

Method: 6010B **Matrix:** AQ

Sample ID: **FWGLL2MW-DUP1-1890-GF** *Collected:* **1/30/2012 1:13:00** *Analysis Type:* **RES/TOT** *Dilution:* **1**

Analyte	Lab Result	Lab Qual	DL	DL Type	RL	RL Type	Units	Data Review Qual	Reason Code
COBALT	4.0	U	1.5	MDL	4.0	LOD	ug/L	UJ	Ld
NICKEL	2.5	J	2.2	MDL	5.0	LOD	ug/L	J	RI, Ld
POTASSIUM	790	J	300	MDL	900	LOD	ug/L	J	RI

Sample ID: **FWGRQLMW-007C-1882-GF** *Collected:* **1/30/2012 1:01:00** *Analysis Type:* **RES/TOT** *Dilution:* **1**

Analyte	Lab Result	Lab Qual	DL	DL Type	RL	RL Type	Units	Data Review Qual	Reason Code
COBALT	20		1.5	MDL	4.0	LOD	ug/L	J	Ld
MAGNESIUM	52000		120	MDL	300	LOD	ug/L	U	Cb
NICKEL	28	J	2.2	MDL	5.0	LOD	ug/L	J	Ld

Sample ID: **FWGRQLMW-008C-1883-GF** *Collected:* **1/30/2012 3:02:00** *Analysis Type:* **RES/TOT** *Dilution:* **1**

Analyte	Lab Result	Lab Qual	DL	DL Type	RL	RL Type	Units	Data Review Qual	Reason Code
COBALT	4.4	J	1.5	MDL	4.0	LOD	ug/L	J	Ld
NICKEL	6.5	J	2.2	MDL	5.0	LOD	ug/L	J	Ld
SILVER	1.8	J	1.7	MDL	5.0	LOD	ug/L	J	RI

Sample ID: **FWGRQLMW-009C-1884-GF** *Collected:* **1/30/2012 2:41:00** *Analysis Type:* **RES/TOT** *Dilution:* **1**

Analyte	Lab Result	Lab Qual	DL	DL Type	RL	RL Type	Units	Data Review Qual	Reason Code
COBALT	2.6	J	1.5	MDL	4.0	LOD	ug/L	J	RI, Ld
NICKEL	3.0	J	2.2	MDL	5.0	LOD	ug/L	J	RI, Ld

Sample ID: **FWGRQLMW-DUP3-1892-GF** *Collected:* **1/30/2012 3:55:00** *Analysis Type:* **RES/TOT** *Dilution:* **1**

Analyte	Lab Result	Lab Qual	DL	DL Type	RL	RL Type	Units	Data Review Qual	Reason Code
COBALT	3.1	J	1.5	MDL	4.0	LOD	ug/L	J	RI, Ld
NICKEL	4.0	J	2.2	MDL	5.0	LOD	ug/L	J	RI, Ld

* denotes a non-reportable result

Project Name and Number: 030174.0016 - RVAAP66 (OH)

Data Qualifier Summary

Lab Reporting Batch ID: 240-8119-1 | Laboratory: TA CAN

EDD Filename: Prep240-8119-1 9may2012 | eQAPP Name: RVAAP-66

Method Category: METALS

Method: 6020 **Matrix:** AQ

Sample ID: **FWGB12MW-012C-1874-GF** *Collected:* **1/30/2012 2:12:00** *Analysis Type:* **RES/TOT** *Dilution:* **1**

Analyte	Lab Result	Lab Qual	DL	DL Type	RL	RL Type	Units	Data Review Qual	Reason Code
CADMIUM	0.044	J	0.023	MDL	0.070	LOD	ug/L	U	Cb
ZINC	9.7	J	8.8	MDL	20	LOD	ug/L	J	RI

Sample ID: **FWGLL12MW-185C-1869-GF** *Collected:* **1/30/2012 5:26:00** *Analysis Type:* **RES/TOT** *Dilution:* **1**

Analyte	Lab Result	Lab Qual	DL	DL Type	RL	RL Type	Units	Data Review Qual	Reason Code
ANTIMONY	0.23	J	0.21	MDL	0.50	LOD	ug/L	J	RI

Sample ID: **FWGLL2MW-265C-1860-GF** *Collected:* **1/30/2012 1:13:00** *Analysis Type:* **RES/TOT** *Dilution:* **1**

Analyte	Lab Result	Lab Qual	DL	DL Type	RL	RL Type	Units	Data Review Qual	Reason Code
IRON	110	J	44	MDL	100	LOD	ug/L	J	Fd

Sample ID: **FWGRQLMW-007C-1882-GF** *Collected:* **1/30/2012 1:01:00** *Analysis Type:* **RES/TOT** *Dilution:* **1**

Analyte	Lab Result	Lab Qual	DL	DL Type	RL	RL Type	Units	Data Review Qual	Reason Code
CADMIUM	0.059	J	0.023	MDL	0.070	LOD	ug/L	U	Cb
ZINC	13	J	8.8	MDL	20	LOD	ug/L	J	RI

Sample ID: **FWGRQLMW-008C-1883-GF** *Collected:* **1/30/2012 3:02:00** *Analysis Type:* **RES/TOT** *Dilution:* **1**

Analyte	Lab Result	Lab Qual	DL	DL Type	RL	RL Type	Units	Data Review Qual	Reason Code
ZINC	14	J	8.8	MDL	20	LOD	ug/L	J	RI

Sample ID: **FWGRQLMW-009C-1884-GF** *Collected:* **1/30/2012 2:41:00** *Analysis Type:* **RES/TOT** *Dilution:* **1**

Analyte	Lab Result	Lab Qual	DL	DL Type	RL	RL Type	Units	Data Review Qual	Reason Code
ANTIMONY	0.22	J	0.21	MDL	0.50	LOD	ug/L	J	RI, Fd

* denotes a non-reportable result

Project Name and Number: 030174.0016 - RVAAP66 (OH)

Data Qualifier Summary

Lab Reporting Batch ID: 240-8119-1 Laboratory: TA CAN

EDD Filename: Prep240-8119-1 9may2012 eQAPP Name: RVAAP-66

Method Category: SVOA

Method: 8081A **Matrix:** AQ

Sample ID: **FWGBKGMW-021C-1856-GW** *Collected:* **1/30/2012 12:58:00** *Analysis Type:* **RES-BASE/NEUTRAL** *Dilution:* **1**

Analyte	Lab Result	Lab Qual	DL	DL Type	RL	RL Type	Units	Data Review Qual	Reason Code
TOXAPHENE	0.48	U	0.30	MDL	0.48	LOD	ug/L	R	ProfJudg

Sample ID: **FWGEQUIPRINSE-1-1894-GW** *Collected:* **1/30/2012 5:56:00** *Analysis Type:* **RES-BASE/NEUTRAL** *Dilution:* **1**

Analyte	Lab Result	Lab Qual	DL	DL Type	RL	RL Type	Units	Data Review Qual	Reason Code
TOXAPHENE	0.49	U	0.31	MDL	0.49	LOD	ug/L	R	ProfJudg

Sample ID: **FWGLL2MW-059C-1859-GW** *Collected:* **1/30/2012 4:03:00** *Analysis Type:* **RES-BASE/NEUTRAL** *Dilution:* **1**

Analyte	Lab Result	Lab Qual	DL	DL Type	RL	RL Type	Units	Data Review Qual	Reason Code
TOXAPHENE	0.48	U	0.30	MDL	0.48	LOD	ug/L	R	ProfJudg

Sample ID: **FWGLL2MW-265C-1860-GW** *Collected:* **1/30/2012 1:13:00** *Analysis Type:* **RES-BASE/NEUTRAL** *Dilution:* **1**

Analyte	Lab Result	Lab Qual	DL	DL Type	RL	RL Type	Units	Data Review Qual	Reason Code
TOXAPHENE	0.48	U	0.31	MDL	0.48	LOD	ug/L	R	ProfJudg

Sample ID: **FWGRQLMW-007C-1882-GW** *Collected:* **1/30/2012 1:01:00** *Analysis Type:* **RES-BASE/NEUTRAL** *Dilution:* **1**

Analyte	Lab Result	Lab Qual	DL	DL Type	RL	RL Type	Units	Data Review Qual	Reason Code
TOXAPHENE	0.48	U	0.30	MDL	0.48	LOD	ug/L	R	ProfJudg

Sample ID: **FWGRQLMW-008C-1883-GW** *Collected:* **1/30/2012 3:02:00** *Analysis Type:* **RES-BASE/NEUTRAL** *Dilution:* **1**

Analyte	Lab Result	Lab Qual	DL	DL Type	RL	RL Type	Units	Data Review Qual	Reason Code
ENDRIN KETONE	0.0097	U J	0.0076	MDL	0.0097	LOD	ug/L	UJ	Ms
TOXAPHENE	0.49	U	0.31	MDL	0.49	LOD	ug/L	R	ProfJudg

Sample ID: **FWGRQLMW-009C-1884-GW** *Collected:* **1/30/2012 2:41:00** *Analysis Type:* **RES-BASE/NEUTRAL** *Dilution:* **1**

Analyte	Lab Result	Lab Qual	DL	DL Type	RL	RL Type	Units	Data Review Qual	Reason Code
TOXAPHENE	0.48	U	0.30	MDL	0.48	LOD	ug/L	R	ProfJudg

* denotes a non-reportable result

Project Name and Number: 030174.0016 - RVAAP66 (OH)

Data Qualifier Summary

Lab Reporting Batch ID: 240-8119-1 Laboratory: TA CAN

EDD Filename: Prep240-8119-1 9may2012 eQAPP Name: RVAAP-66

Method Category: SVOA **Method:** 8081A **Matrix:** AQ

Sample ID: **FWGRQLMW-DUP3-1892-GW** *Collected:* **1/30/2012 3:55:00** *Analysis Type:* **RES-BASE/NEUTRAL** *Dilution:* 1

Analyte	Lab Result	Lab Qual	DL	DL Type	RL	RL Type	Units	Data Review Qual	Reason Code
TOXAPHENE	0.48	U	0.31	MDL	0.48	LOD	ug/L	R	ProfJudg

Method Category: SVOA **Method:** 8082 **Matrix:** AQ

Sample ID: **FWGLL2MW-265C-1860-GW** *Collected:* **1/30/2012 1:13:00** *Analysis Type:* **RES-BASE/NEUTRAL** *Dilution:* 1

Analyte	Lab Result	Lab Qual	DL	DL Type	RL	RL Type	Units	Data Review Qual	Reason Code
AROCLOR 1016	0.19	U	0.16	MDL	0.19	LOD	ug/L	UJ	Surr
AROCLOR 1221	0.19	U	0.13	MDL	0.19	LOD	ug/L	UJ	Surr
AROCLOR 1232	0.19	U	0.15	MDL	0.19	LOD	ug/L	UJ	Surr
AROCLOR 1242	0.38	U	0.21	MDL	0.38	LOD	ug/L	UJ	Surr
AROCLOR 1248	0.19	U	0.096	MDL	0.19	LOD	ug/L	UJ	Surr
AROCLOR 1254	0.19	U	0.15	MDL	0.19	LOD	ug/L	UJ	Surr
AROCLOR 1260	0.19	U	0.16	MDL	0.19	LOD	ug/L	UJ	Surr

Sample ID: **FWGRQLMW-007C-1882-GW** *Collected:* **1/30/2012 1:01:00** *Analysis Type:* **RES-BASE/NEUTRAL** *Dilution:* 1

Analyte	Lab Result	Lab Qual	DL	DL Type	RL	RL Type	Units	Data Review Qual	Reason Code
AROCLOR 1016	0.19	U	0.16	MDL	0.19	LOD	ug/L	UJ	Surr
AROCLOR 1221	0.19	U	0.12	MDL	0.19	LOD	ug/L	UJ	Surr
AROCLOR 1232	0.19	U	0.15	MDL	0.19	LOD	ug/L	UJ	Surr
AROCLOR 1242	0.38	U	0.21	MDL	0.38	LOD	ug/L	UJ	Surr
AROCLOR 1248	0.19	U	0.095	MDL	0.19	LOD	ug/L	UJ	Surr
AROCLOR 1254	0.19	U	0.15	MDL	0.19	LOD	ug/L	UJ	Surr
AROCLOR 1260	0.19	U	0.16	MDL	0.19	LOD	ug/L	UJ	Surr

Sample ID: **FWGRQLMW-008C-1883-GW** *Collected:* **1/30/2012 3:02:00** *Analysis Type:* **RES-BASE/NEUTRAL** *Dilution:* 1

Analyte	Lab Result	Lab Qual	DL	DL Type	RL	RL Type	Units	Data Review Qual	Reason Code
AROCLOR 1016	0.19	U	0.17	MDL	0.19	LOD	ug/L	UJ	Surr
AROCLOR 1221	0.19	U	0.13	MDL	0.19	LOD	ug/L	UJ	Surr

* denotes a non-reportable result

Project Name and Number: 030174.0016 - RVAAP66 (OH)

Data Qualifier Summary

Lab Reporting Batch ID: 240-8119-1 Laboratory: TA CAN

EDD Filename: Prep240-8119-1 9may2012 eQAPP Name: RVAAP-66

Method Category: SVOA
Method: 8082 **Matrix:** AQ

Sample ID: **FWGRQLMW-008C-1883-GW** *Collected:* **1/30/2012 3:02:00** *Analysis Type:* **RES-BASE/NEUTRAL** *Dilution:* **1**

Analyte	Lab Result	Lab Qual	DL	DL Type	RL	RL Type	Units	Data Review Qual	Reason Code
AROCLOR 1232	0.19	U	0.16	MDL	0.19	LOD	ug/L	UJ	Surr
AROCLOR 1242	0.39	U	0.21	MDL	0.39	LOD	ug/L	UJ	Surr
AROCLOR 1248	0.19	U	0.097	MDL	0.19	LOD	ug/L	UJ	Surr
AROCLOR 1254	0.19	U	0.16	MDL	0.19	LOD	ug/L	UJ	Surr
AROCLOR 1260	0.19	U	0.17	MDL	0.19	LOD	ug/L	UJ	Surr

Sample ID: **FWGRQLMW-DUP3-1892-GW** *Collected:* **1/30/2012 3:55:00** *Analysis Type:* **RES-BASE/NEUTRAL** *Dilution:* **1**

Analyte	Lab Result	Lab Qual	DL	DL Type	RL	RL Type	Units	Data Review Qual	Reason Code
AROCLOR 1016	0.19	U	0.16	MDL	0.19	LOD	ug/L	UJ	Surr
AROCLOR 1221	0.19	U	0.13	MDL	0.19	LOD	ug/L	UJ	Surr
AROCLOR 1232	0.19	U	0.15	MDL	0.19	LOD	ug/L	UJ	Surr
AROCLOR 1242	0.38	U	0.21	MDL	0.38	LOD	ug/L	UJ	Surr
AROCLOR 1248	0.19	U	0.096	MDL	0.19	LOD	ug/L	UJ	Surr
AROCLOR 1254	0.19	U	0.15	MDL	0.19	LOD	ug/L	UJ	Surr
AROCLOR 1260	0.19	U	0.16	MDL	0.19	LOD	ug/L	UJ	Surr

Method Category: SVOA
Method: 8270C **Matrix:** AQ

Sample ID: **FWGB12MW-012C-1874-GW** *Collected:* **1/30/2012 2:12:00** *Analysis Type:* **RES-BASE/NEUTRAL** *Dilution:* **1**

Analyte	Lab Result	Lab Qual	DL	DL Type	RL	RL Type	Units	Data Review Qual	Reason Code
BIS(2-ETHYLHEXYL)PHTHALATE	1.0	J	0.83	MDL	0.83	LOD	ug/L	J B	Eb

Sample ID: **FWGBKGMW-021C-1856-GW** *Collected:* **1/30/2012 12:58:00** *Analysis Type:* **RES-BASE/NEUTRAL** *Dilution:* **1**

Analyte	Lab Result	Lab Qual	DL	DL Type	RL	RL Type	Units	Data Review Qual	Reason Code
BIS(2-ETHYLHEXYL)PHTHALATE	1.4	J	0.76	MDL	0.76	LOD	ug/L	J B	Eb

* denotes a non-reportable result

Project Name and Number: 030174.0016 - RVAAP66 (OH)

Data Qualifier Summary

Lab Reporting Batch ID: 240-8119-1 Laboratory: TA CAN

EDD Filename: Prep240-8119-1 9may2012 eQAPP Name: RVAAP-66

Method Category: SVOA

Method: 8270C **Matrix:** AQ

Sample ID: **FWGEBGMW-125C-1880-GW** *Collected:* **1/30/2012 5:04:00** *Analysis Type:* **RES-BASE/NEUTRAL** *Dilution:* 1

Analyte	Lab Result	Lab Qual	DL	DL Type	RL	RL Type	Units	Data Review Qual	Reason Code
BIS(2-ETHYLHEXYL)PHTHALATE	1.1	J	0.76	MDL	0.76	LOD	ug/L	UB	Eb

Sample ID: **FWGEQUIPRINSE-1-1894-GW** *Collected:* **1/30/2012 5:56:00** *Analysis Type:* **RES-ACID** *Dilution:* 1

Analyte	Lab Result	Lab Qual	DL	DL Type	RL	RL Type	Units	Data Review Qual	Reason Code
2,4-DINITROPHENOL	2.3	U	2.3	MDL	2.3	LOD	ug/L	UJ	ProfJudg
4,6-DINITRO-2-METHYLPHENOL	2.3	U	2.3	MDL	2.3	LOD	ug/L	R	ProfJudg

Sample ID: **FWGLL2MW-059C-1859-GW** *Collected:* **1/30/2012 4:03:00** *Analysis Type:* **RES-ACID** *Dilution:* 1

Analyte	Lab Result	Lab Qual	DL	DL Type	RL	RL Type	Units	Data Review Qual	Reason Code
2,4-DINITROPHENOL	2.3	U	2.3	MDL	2.3	LOD	ug/L	UJ	ProfJudg
4,6-DINITRO-2-METHYLPHENOL	2.3	U	2.3	MDL	2.3	LOD	ug/L	R	ProfJudg
BIS(2-ETHYLHEXYL)PHTHALATE	1.3	J	0.78	MDL	0.78	LOD	ug/L	UB	Eb

Sample ID: **FWGLL2MW-265C-1860-GW** *Collected:* **1/30/2012 1:13:00** *Analysis Type:* **RES-ACID** *Dilution:* 1

Analyte	Lab Result	Lab Qual	DL	DL Type	RL	RL Type	Units	Data Review Qual	Reason Code
2,4-DINITROPHENOL	2.3	U	2.3	MDL	2.3	LOD	ug/L	UJ	ProfJudg
4,6-DINITRO-2-METHYLPHENOL	2.3	U	2.3	MDL	2.3	LOD	ug/L	R	ProfJudg
BIS(2-ETHYLHEXYL)PHTHALATE	5.7		0.77	MDL	0.77	LOD	ug/L	UB	Eb

Sample ID: **FWGLL2MW-DUP1-1890-GW** *Collected:* **1/30/2012 1:13:00** *Analysis Type:* **RES-ACID** *Dilution:* 1

Analyte	Lab Result	Lab Qual	DL	DL Type	RL	RL Type	Units	Data Review Qual	Reason Code
2,4-DINITROPHENOL	2.3	U	2.3	MDL	2.3	LOD	ug/L	UJ	ProfJudg
4,6-DINITRO-2-METHYLPHENOL	2.3	U	2.3	MDL	2.3	LOD	ug/L	R	ProfJudg
BIS(2-ETHYLHEXYL)PHTHALATE	5.0		0.77	MDL	0.77	LOD	ug/L	UB	Eb

Sample ID: **FWGRQLMW-007C-1882-GW** *Collected:* **1/30/2012 1:01:00** *Analysis Type:* **RES-ACID** *Dilution:* 1

Analyte	Lab Result	Lab Qual	DL	DL Type	RL	RL Type	Units	Data Review Qual	Reason Code
2,4-DINITROPHENOL	2.3	U	2.3	MDL	2.3	LOD	ug/L	UJ	ProfJudg

* denotes a non-reportable result

Project Name and Number: 030174.0016 - RVAAP66 (OH)

Data Qualifier Summary

Lab Reporting Batch ID: 240-8119-1 | Laboratory: TA CAN

EDD Filename: Prep240-8119-1 9may2012 | eQAPP Name: RVAAP-66

Method Category: SVOA

Method: 8270C **Matrix:** AQ

Sample ID: **FWGRQLMW-007C-1882-GW** *Collected:* **1/30/2012 1:01:00** *Analysis Type:* **RES-ACID** *Dilution:* **1**

Analyte	Lab Result	Lab Qual	DL	DL Type	RL	RL Type	Units	Data Review Qual	Reason Code
4,6-DINITRO-2-METHYLPHENOL	2.3	U	2.3	MDL	2.3	LOD	ug/L	R	ProfJudg
BIS(2-ETHYLHEXYL)PHTHALATE	0.94	J	0.76	MDL	0.76	LOD	ug/L	JB	Eb

Sample ID: **FWGRQLMW-008C-1883-GW** *Collected:* **1/30/2012 3:02:00** *Analysis Type:* **RES-ACID** *Dilution:* **1**

Analyte	Lab Result	Lab Qual	DL	DL Type	RL	RL Type	Units	Data Review Qual	Reason Code
2,4-DINITROPHENOL	2.3	U	2.3	MDL	2.3	LOD	ug/L	UJ	ProfJudg
3,3'-DICHLOROBENZIDINE	0.76	U J	0.35	MDL	0.76	LOD	ug/L	R	Ms, Ms
4,6-DINITRO-2-METHYLPHENOL	2.3	U	2.3	MDL	2.3	LOD	ug/L	R	ProfJudg
BENZO(A)PYRENE	0.095	U J	0.095	MDL	0.095	LOD	ug/L	UJ	Ms
BENZO(B)FLUORANTHENE	0.095	U J	0.095	MDL	0.095	LOD	ug/L	UJ	Ms
BENZO(G,H,I)PERYLENE	0.095	U J	0.095	MDL	0.095	LOD	ug/L	UJ	Ms
BENZO(K)FLUORANTHENE	0.095	U J	0.095	MDL	0.095	LOD	ug/L	UJ	Ms
BIS(2-ETHYLHEXYL)PHTHALATE	1.3	J	0.76	MDL	0.76	LOD	ug/L	UJ JB	Ms, Ms, Eb
DIBENZ(A,H)ANTHRACENE	0.095	U J	0.095	MDL	0.095	LOD	ug/L	UJ	Ms
DI-N-OCTYL PHTHALATE	0.76	U J	0.76	MDL	0.76	LOD	ug/L	UJ	Ms, Ms
INDENO(1,2,3-CD)PYRENE	0.095	U J	0.095	MDL	0.095	LOD	ug/L	UJ	Ms

Sample ID: **FWGRQLMW-009C-1884-GW** *Collected:* **1/30/2012 2:41:00** *Analysis Type:* **RES-ACID** *Dilution:* **1**

Analyte	Lab Result	Lab Qual	DL	DL Type	RL	RL Type	Units	Data Review Qual	Reason Code
2,4-DINITROPHENOL	2.3	U	2.3	MDL	2.3	LOD	ug/L	UJ	ProfJudg
4,6-DINITRO-2-METHYLPHENOL	2.3	U	2.3	MDL	2.3	LOD	ug/L	R	ProfJudg
BIS(2-ETHYLHEXYL)PHTHALATE	0.77	J	0.76	MDL	0.76	LOD	ug/L	UJ JB	Eb, Fd

Sample ID: **FWGRQLMW-DUP3-1892-GW** *Collected:* **1/30/2012 3:55:00** *Analysis Type:* **RES-ACID** *Dilution:* **1**

Analyte	Lab Result	Lab Qual	DL	DL Type	RL	RL Type	Units	Data Review Qual	Reason Code
2,4-DINITROPHENOL	2.3	U	2.3	MDL	2.3	LOD	ug/L	UJ	ProfJudg
4,6-DINITRO-2-METHYLPHENOL	2.3	U	2.3	MDL	2.3	LOD	ug/L	R	ProfJudg
BIS(2-ETHYLHEXYL)PHTHALATE	0.76	U	0.76	MDL	0.76	LOD	ug/L	UJ	Fd

* denotes a non-reportable result

Project Name and Number: 030174.0016 - RVAAP66 (OH)

Data Qualifier Summary

Lab Reporting Batch ID: 240-8119-1 Laboratory: TA CAN

EDD Filename: Prep240-8119-1 9may2012 eQAPP Name: RVAAP-66

Method Category: SVOA
Method: 8330 **Matrix:** AQ

Sample ID: **FWGLL2MW-265C-1860-GW** *Collected:* **1/30/2012 1:13:00** *Analysis Type:* **DL** *Dilution:* **1.01**

Analyte	Lab Result	Lab Qual	DL	DL Type	RL	RL Type	Units	Data Review Qual	Reason Code
Octahydro-1,3,5,7-tetranitro-1,3,5,7-tetrazocine (HMX)	0.049	J	0.036	MDL	0.050	LOD	ug/L	J	RI

Method Category: VOA
Method: 8260B **Matrix:** AQ

Sample ID: **FWGTEAM1-TRIP** *Collected:* **1/30/2012 11:45:00** *Analysis Type:* **RES** *Dilution:* **1**

Analyte	Lab Result	Lab Qual	DL	DL Type	RL	RL Type	Units	Data Review Qual	Reason Code
METHYLENE CHLORIDE	0.69	J B	0.33	MDL	0.50	LOD	ug/L	U JB	Mb, ProfJudg

Sample ID: **FWGTEAM2-TRIP** *Collected:* **1/30/2012 11:45:00** *Analysis Type:* **RES** *Dilution:* **1**

Analyte	Lab Result	Lab Qual	DL	DL Type	RL	RL Type	Units	Data Review Qual	Reason Code
METHYLENE CHLORIDE	0.73	J B	0.33	MDL	0.50	LOD	ug/L	U JB	Mb, ProfJudg

Sample ID: **FWGTEAM3-TRIP** *Collected:* **1/30/2012 12:00:00** *Analysis Type:* **RES** *Dilution:* **1**

Analyte	Lab Result	Lab Qual	DL	DL Type	RL	RL Type	Units	Data Review Qual	Reason Code
METHYLENE CHLORIDE	0.76	J B	0.33	MDL	0.50	LOD	ug/L	U JB	Mb, ProfJudg

* denotes a non-reportable result

Project Name and Number: 030174.0016 - RVAAP66 (OH)

Data Qualifier Summary

Lab Reporting Batch ID: 240-8119-1 | Laboratory: TA CAN

EDD Filename: Prep240-8119-1 9may2012 | eQAPP Name: RVAAP-66

Reason Code Legend

Reason Code	*Description*
Cb	Calibration Blank Contamination
Eb	Equipment Blank Contamination
Fd	Field Duplicate Precision
Ld	Laboratory Duplicate Precision
Mb	Method Blank Contamination
Ms	Matrix Spike Lower Estimation
Ms	Matrix Spike Lower Rejection
Ms	Matrix Spike Precision
Ms	Matrix Spike Upper Estimation
ProfJudg	Professional Judgment
RI	Reporting Limit Trace Value
Surr	Surrogate/Tracer Recovery Lower Estimation

* denotes a non-reportable result

Data Verification Summary

Site: Ravenna Army Ammunition Plant
Sampling Event: January 2012 **Date:** May 8, 2012
Sample Delivery Group: 240-8137-1 **Revision:** 1

Data Reviewer: Angye Dragotta /Environmental Quality Management, Inc. (EQM, Inc.)

QA/QC Summary

On January 31, 2012 the following samples were collected from groundwater-monitoring wells at Ravenna Army Ammunition Plant and analyzed as part of SDG 240-8137-1. Data analysis was performed by Test America, North Canton with the exception of the analytical for methods 8330, M8330, EPA 353.2 and TALSOP WS-WC-0050. Methods 8330, M8330, EPA 353.2 and TAL SOP WS-WC-0050 were analyzed by Test America, West Sacramento.

FWGLL12mw-245c-1872-GW	SW846 8260B SW846 8081A SW846 8082A SW846 8330 SW846 M8330 TAL- SOP WS-WC-0050	VOCs Pesticides PCB Explosives Nitroguanidine Nitrocellulose
FWGLL12mw-DUP2-1891-GW		
FWGLL12mw-187c-1870-GW		
FWGLL12mw-242c-1871-GW		
FWGLL12mw-246c-1873-GW		
FWGSCFmw-004c-1886-GW		
FWGSCFmw-002c-1885-GW		
FWGEQUIPRinse2-1895-GW		
FWGSCFmw-DUP4-1893-GW	SW846 8260B SW846 8081A SW846 8330 SW846 M8330 TAL- SOP WS-WC-0050	VOCs Pesticides Explosives Nitroguanidine Nitrocellulose
FWGLL1mw-065c-1858-GW		
FWGLL1mw-064c-1857-GW		
FWGLL3mw-241c-1861-GW		
FWGLL3mw-242c-1862-GW		
FWGLL4mw-199c-1863-GW		
FWGCBPmw-002c-1876-GW	SW846 8081A SW846 8082A	Pesticides PCB
FWGLL12mw-182c-1868-GW	SW846 8270C (Nitroaromatics and phthalates)	SVOCs
FWGCBPmw-002c-1876-GW		
FWGLL1mw-065c-1858-GW		
FWGLL1mw-064c-1857-GW		
FWGLL3mw-241c-1861-GW		
FWGLL3mw-242c-1862-GW		
FWGLL4mw-199c-1863-GW		
FWGSCFmw-004c-1886-GW	SW846 8270C (Nitroaromatics, phenols and phthalates)	
FWGSCFmw-DUP4-1893-GW		
FWGSCFmw-002c-1885-GW	SW846 8270C (Nitroaromatics, PAH and phthalates)	
FWGLL6mw-005c-1865-GW		
FWGLL12mw-245c-1872-GW	SW846 8270C (Nitroaromatics, PAH, phenols and phthalates)	
FWGLL12mw-DUP2-1891-GW		
FWGLL12mw-187c-1870-GW		
FWGLL12mw-242c-1871-GW		
FWGLL12mw-246c-1873-GW		
FWGEQUIPRinse2-1895-GW		
FWGLL12mw-245c-1872-GW	EPA 353.2 Nitrate-Nitrite	
FWGLL12mw-DUP2-1891-GW		
FWGLL12mw-242c-1871-GW		
FWGLL12mw-246c-1873-GW		
FWGSCFmw-002c-1885-GW		
FWGEQUIPRinse2-1895-GW		
FWGEQUIPRinse2-1895-GW	SW846 6010B/6020/7470A	TAL23 Metals

Data Verification Summary

Site: Ravenna Army Ammunition Plant
Sampling Event: January 2012 **Date:** May 8, 2012
Sample Delivery Group: 240-8137-1 **Revision:** 1

FWGLL12mw-245c-1872-GF	SW846 6010B/6020/7470A	TAL23 Metals (Filtered)
FWGLL12mw-DUP2-1891-GF		
FWGLL12mw-187c-1870-GF		
FWGLL12mw-242c-1871-GF		
FWGLL12mw-246c-1873-GF		
FWGSCFmw-004c-1886-GF		
FWGSCFmw-DUP4-1893-GF		
FWGSCFmw-002c-1885-GF		
FWGCBPmw-002c-1876-GF		
FWGLL1mw-065c-1858-GF		
FWGLL1mw-064c-1857-GF		
FWGLL3mw-241c-1861-GF		
FWGLL3mw-242c-1862-GF		
FWGLL4mw-199c-1863-GF		
FWGLL6mw-005c-1865-GF		
FWGTEAM1-Trip	SW846 8260B	VOCs
FWGTEAM2-Trip		
FWGTEAM3-Trip		

The data presented in this report were evaluated according to the Final Facility Wide Groundwater Monitoring Program, RVAAP-66 Facility Wide Groundwater Quality Assurance Project Plan (QAPP) Addendum for the Ravenna Army Ammunition Plant, Ravenna, OH, Environmental Quality Management, January, 2012. The following documents will be used as needed to supplement the project documentation: e United States Department of Defense (DoD) Quality Services Manual (QSM) for Environmental Laboratories, Version 4.1, and the United States Army Corps of Engineers (USACE), Louisville District Quality Systems Manual Supplement (LS), EPA National Functional Guidelines (NFG) for Organic Data Review, EPA-540/R-08-01, June 2008, NFG for Inorganic Data Review, EPA-540/R-04-004, October 2004, Analytical Methods, and Laboratory Standard Operating Procedures. The QC criteria provided in the reference documents represent accuracy and precision performance goals for each analytical method. QC criteria reviewed for each method are listed below, along with any outliers.

All analytical results have been verified against compliance requirements specified in the project QAP, QSM, LS, associated analytical methods and/or SOPs, as appropriate, and reported by the laboratory as directed by the DoD QSM. Previously, results were evaluated using LCG. Under LCG, sample results were reported as nondetect to the MDL and reported as estimated between the MDL and RL. As a result of the transition from LCG to QSM, the following definitions were used by the laboratory in reporting data:

LOD - An estimate of the minimum amount of a substance that an analytical process can reliably detect.

LOQ - The lowest concentration that produces a quantitative result within specified limits of precision and bias.

DL- The smallest analyte concentration that can be demonstrated to be different from zero or a blank concentration at the 99% level of confidence.

The DL and LOQ were listed as headers in the laboratory reports and data was qualified by the laboratory as follows; nondetect results were reported at the LOD with a “U” flag. Results between the DL and LOQ were reported as estimated, qualified with a “J” flag.

Checklists used in review of the data have been presented in Appendix 1. Outliers have been noted below and results requiring qualification, as a result of this verification process, have been summarized in Appendix 2.

The cooler temperatures were documented as being acceptable upon receipt at the North Canton Laboratory.

The completeness objective for the project was 90%. The completeness objective was met for this SDG, 99.3%. Limitations, if any, on the data are indicated with qualifiers detailed below.

Site: Ravenna Army Ammunition Plant
Sampling Event: January 2012 **Date:** May 8, 2012
Sample Delivery Group: 240-8137-1 **Revision:** 1

VOAs - 8260B

The following QC criteria were reviewed with acceptable results, except as noted below:

- Holding times, preservation, sample handling
- Tuning criteria
- Initial Calibration Criteria including SPCC and CCC compounds
- ICV/CCV criteria
- Internal standard area counts and retention times
- LOD and MRL verification criteria
- Method/Field/Trip blank Criteria
- Surrogate recoveries
- Field duplicate RPD criteria
- Laboratory Control Sample criteria
- Matrix Spike Recovery Criteria and RPD

MRL Recovery

The opening MRL analyzed 2/3/12 at 1111 recovered above control limits of 70-130% for methylene chloride at 315%. The closing MRL check analyzed 2/3/12 at 2020 recovered above limits of 70-130% for methylene chloride at 184%, chloroethane at 139% and bromomethane at 134%. The detected methylene chloride results for samples FWGTEAM1-TRIP, FWGTEAM2-TRIP and FWGTEAM3-TRIP were qualified as estimated, "J". No qualifiers were required for the chloroethane and bromomethane outliers as there were no detected concentrations reported for these analytes.

Blanks

- Methylene chloride was detected in the method blank at 2.48 ug/L. The methylene chloride results for samples FWGTEAM1-TRIP, FWGTEAM2-TRIP and FWGTEAM3-TRIP were qualified, "B".
- Methylene chloride was detected in FWGTEAM1-TRIP at 0.66ug/L, FWGTEAM2-TRIP at 0.74ug/L and FWGTEAM3-TRIP at 0.71ug/L. FWGEQUIPRinse2-1895-GW had acetone detected at 20ug/L and 2-butanone at 1.1ug/L. No qualifications were made as there were no detected methylene chloride, 2-butanone or acetone results for the associated field samples.

SVOCs- 8270C

The following QC criteria were reviewed with acceptable results, except as noted below:

- Holding times, preservation, sample handling
- Tuning criteria
- Initial Calibration Criteria including SPCC and CCC compounds
- ICV/CCV criteria
- Internal standard area counts and retention times
- LOD and MRL verification criteria
- Method/Field blank Criteria
- Surrogate recoveries
- Field duplicate RPD criteria
- Laboratory Control Sample criteria
- Matrix Spike Recovery Criteria and RPD

MRL Recovery

The closing MRL analyzed 2/9/12 at 1700 recovered below control limits of 70-130% for 4,6-dinitrophenol at 55% and 2,4-dintrophenol at 49%. An MDL check was analyzed with acceptable results so the bracketed 4,6-dinitrophenol and 2,4-dintrophenol results were qualified as estimated, "UJ".

CCV

- 2/9/12-The CCV analyzed 2/9/12 recovered above control limits with a %D of 26.3% for 4-nitrophenol. No qualifications were made as there were no reported 4-nitrophenol concentrations for the associated field samples.
- The CCV analyzed 2/15/12 recovered above control limits with a %D of 21.2% for 4-nitrophenol. No qualifications were made as there were no reported 4-nitrophenol concentrations for the associated field samples.

Site: Ravenna Army Ammunition Plant
Sampling Event: January 2012 **Date:** May 8, 2012
Sample Delivery Group: 240-8137-1 **Revision:** 1

Blank
bis (2-ethylhexyl)phthalate was detected in FWGEQUIPRinse2-1895-GW at 0.95ug/L. The bis (2-ethylhexyl)phthalate results for samples FWGLL12mw-182c-1868-GW, FWGLL12mw-DUP2-1891-GW, FWGLL12mw-242c-1871-GW, FWGSCFmw-DUP4-1893-GW, FWGCBPmw-002c-1876-GW, FWGLL1mw-065c-1858-GW, FWGLL3mw-241c-1861-GW and FWGLL3mw-242c-1862-GW were qualified, "B" as the sample results were <10x equipment rinse contamination.

Matrix Spike Recovery
Matrix spike analysis was performed on sample FWGSCFmw-002-1885-GW. The MSD recovered below the lower control limit (LCL) of 55% for benzo(a) pyrene at 46% .The MS/MSD RPD was above control limits of 30% for acenaphthene and , acenaphthylene at 39%, benzo(b) fluoranthene, diethyl phthalate and dimethyl phthalate at 32%, benzo(b) fluoranthene at 38%, benzo(g,h,i) perylene and indeno(1,2,3-cd)pyrene at 34%, benzo(a) pyrene, bis(2-ethylhexyl)phthalate, fluorene and chrysene at 35%, dibenz(a,h)anthracene at 33%, di-n-octyl phthalate at 37%, naphthalene at 41% and nitrobenzene at 53%.. The benzo(a) pyrene, naphthalene and nitrobenzene results for sample FWGSCFmw-002-1885-GW were qualified as estimated, "UJ". No other qualifications were made for the other RPD outliers as all other QC was within control limits.

Lab Duplicate RPD
The bis(2-ethylhexyl)phthalate RPD was above control limits of 50% for the lab duplicates analyzed on samples FWGLL12mw-245c-1872-GW and FWGSCFmw-004-1893-GW at 200%. The bis(2-ethylhexyl)phthalate results for FWGSCFmw-004-1886-GW, FWGSCFmw-DUP4-1893-GW, FWGLL12mw-DUP2-1891-GW and FWGLL12mw-245c-1872-GW were qualified as estimated, "J/UJ".

Pesticides- 8081A
The following QC criteria were reviewed with acceptable results, except as noted below:

- Preservation, holding time and sample handling
- Initial Calibration criteria
- DDT and Endrin breakdown criteria
- Retention time criteria
- ICV criteria
- CCV Criteria
- Method/Field blank Criteria
- LCS Recoveries
- Field Duplicate Criteria
- LOD and MRL verification criteria
- Matrix Spike Recovery Criteria and RPD
- Surrogate Recoveries
- Second Column confirmation criteria

MRL Recovery

- The opening MRL analyzed 2/5/12 recovered above upper control limits of 130% for 4,4'-DDD at 170% and the closing MRL recovered above control limits for 4,4'-DDD at 204%.
- The closing MRL analyzed 2/16/12 recovered above upper control limits for endrin aldehyde at 146% and for endrin ketone at 148%.

No qualifications were made for these outliers as there were no reported concentrations for the bracketed field samples.

- The MRL was not spiked for toxaphene. The toxaphene results were qualified as unusable, "R".

CCV Recovery

- The CCV analyzed 2/2/12 @ 2050 had %D above 20% for endrin at 20.9% and 4,4'-DDD at 21.8%(CLP-1) and 22.5% (CLP-2). No qualifications were made as there were no detected concentrations of endrin or 4,4'-DDD in the associated field samples.

LCS Recovery
Toxaphene was not spiked for the LCS. Toxaphene results were qualified as unusable, "R".

Matrix Spike Recovery
The matrix spike duplicate recovered below control limits for endrin ketone at 73% (lower control limit 75%). The endrin ketone result for sample FWGRQLmw-008c-1883-GW was qualified as estimated, "UJ".

Site: Ravenna Army Ammunition Plant
Sampling Event: January 2012 **Date:** May 8, 2012
Sample Delivery Group: 240-8137-1 **Revision:** 1

Surrogate Recovery
The surrogate, DCB, recovered below control limits of 30-135% in sample FWGLL2mw-265c-1860-GW at 26% and at 29%for FWGRQLmw-008c-1883-GW MS on CLP-2 (confirmation) and at 19% and 16% on both columns for FWGRQLmw-008c-1883-GW MSD. No qualification was made as the parent sample results recovered within control limits on the primary column.

PCB- 8082
The following QC criteria were reviewed with acceptable results, except as noted below:

- Preservation, holding time and sample handling
- Initial Calibration criteria
- DDT and Endrin breakdown criteria
- Retention time criteria
- ICV criteria
- CCV Criteria
- Method/Field blank Criteria
- LCS Recoveries
- Field Duplicate Criteria
- LOD and MRL verification criteria
- Matrix Spike Recovery Criteria and RPD
- Surrogate Recoveries
- Second Column confirmation criteria

Surrogate Recovery
The surrogate, DCB, recovered below control limits of 40-135% on both the primary and confirmation columns for sample FWGRQLmw-007c-1882-GW at 34% and 33%, sample FWGRQLmw-DUP3-1892-GW at 33%, sample FWGLL2mw-265c-1860-GW at 26% and 25%, sample FWGRQLmw-008c-1883-GW MS at 19% and 18% and sample FWGRQLmw-008c-1883-GW MSD at 29% and 28%. DCB recovered below control limits of 40-135% on the confirmation column for sample FWGRQLmw-008c-1883-GW at 39%. TCMX recovered below laboratory control limits of 40-140% on the confirmation column for sample FWGRQLmw-009c-1884-GW at 33%. The results for samples FWGRQLmw-007c-1882-GW, FWGRQLmw-DUP3-1892-GW, FWGLL2mw-265c-1860-GW and FWGRQLmw-008c-1883-GW were qualified as estimated, “UJ”. No qualifications were made for samples with surrogate outliers on the confirmation column only.

Metals - 6010B
The following QC criteria were reviewed with acceptable results, except as noted below:

- Holding times, preservation, sample handling
- Initial Calibration criteria
- ICV and CCV criteria
- ICB /CCBs criteria
- LOD and MRL verification criteria
- Method/Field blank Criteria
- LCS percent recovery criteria
- Lab and Field duplicate RPD criteria
- Matrix spike Recovery
- Serial Dilution RPD
- Postspike Recovery

Blanks

- The ICB analyzed 2/9/11 had magnesium detected at 169ug/L. The magnesium result for sample FWGEQUIPRinse-1-1894-GW was qualified “U” as the detected concentration was <5x the magnesium contamination.
- The CCB analyzed 2/9/11 had magnesium detected from 171ug/L to 174ug/L. The magnesium result for sample FWGEQUIPRinse-1-1894-GW was qualified “U” as the detected concentration was <5x the magnesium contamination.
- The method blank from batch 240-33135 had magnesium detected at 213ug/L, The magnesium result for sample FWGEQUIPRinse1-1894-GW was qualified, “B”.

- The equipment rinse, FWGEQUIPRinse1-1894-GW, had magnesium detected at 170ug/L. No qualifications were required as the reported detected concentrations for magnesium were above 5x magnesium contamination.
- A laboratory duplicate was analyzed on sample FWGRQLmw-008c-1883-GF. The lab duplicate RPD was above control limits for cobalt at 32% and nickel at 21%. The detected nickel results for samples FWGRQLmw-007c-1882-GF, FWGRQLmw-009c-1884-GF, FWGRQLmw-DUP3-1892-GF, FWGB12mw-012c-1874-GF, FWGRQLmw-008c-1883-GF, FWGLL2mw-265c-1860-GF, FWGLL2mw-DUP1-1890-GF, FWGLL2mw-059c-1859-GF and FWGLL12mw-185c-1869-GF were qualified as estimated, "J". The detected cobalt results for samples FWGRQLmw-007c-1882-GF, FWGRQLmw-009c-1884-GF, FWGRQLmw-DUP3-1892-GF, FWGRQLmw-008c-1883-GF and FWGLL2mw-059c-1859-GF were qualified as estimated, "J".

Metals - 6020

The following QC criteria were reviewed with acceptable results, except as noted below:

- Holding times, preservation, sample handling
- Initial Calibration criteria
- ICV and CCV criteria
- ICB /CCBs criteria
- LOD and MRL verification criteria
- Method/Field blank Criteria
- LCS percent recovery criteria
- Lab and Field duplicate RPD criteria
- Matrix spike Recovery
- Serial Dilution RPD
- Postspike Recovery

Blanks

The CCBs analyzed 2/10/12/11 had detected cadmium from 0.023ug/L to 0.041ug/L,. The cadmium results for samples FWGRQLmw-007c-1882-GF and FWGB12mw-012c-1874-GF were qualified "U" as the detected concentrations were <5x the blank contamination.

Matrix Spike Recovery

The matrix spike for iron recovered above control limits at 130%. No qualifications were made as the parent concentration was greater than 4x the spike concentration.

Duplicate RPD

- The field duplicate analyzed on sample FWGLL2mw-265c-1860-GF had a RPD above limits of 50% at 200% for iron. The iron result for FWGLL2mw-265c-1860-GF was qualified as estimated, "J".
- The field duplicate analyzed on sample FWGRQLmw-009c-1884-GF had a RPD above limits of 50% at 200% for antimony. The antimony result for FWGRQLmw-009c-1884-GF was qualified as estimated, "J".

Mercury - 7470A

The following QC criteria were reviewed with acceptable results, except as noted below:

- Holding times, preservation, sample handling
- Initial Calibration criteria
- ICV and CCV criteria
- ICB /CCBs criteria
- Method/Field blank Criteria
- LOD and MRL verification criteria
- LCS percent recovery criteria
- Lab and Field duplicate RPD criteria
- Matrix Spike Recovery

No QC outliers were noted.

Site: Ravenna Army Ammunition Plant
Sampling Event: January 2012 **Date:** May 8, 2012
Sample Delivery Group: 240-8137-1 **Revision:** 1

Explosives- 8330
The following QC criteria were reviewed with acceptable results, except as noted below:

- Holding times, preservation, sample handling
- Initial Calibration Criteria
- ICV and CCV criteria
- Retention time criteria
- LOD and MRL verification criteria
- Surrogate recovery criteria
- Equipment and method blanks free from contamination
- LCS/LCD Recovery and RPD Criteria
- Matrix spike recovery and RPD

No QC Outliers were noted.

Nitroguanidine- 8330M
The following QC criteria were reviewed with acceptable results, except as noted below:

- Holding times, preservation, sample handling
- Initial Calibration criteria
- Retention time criteria
- LOD and MRL verification criteria
- ICV and CCV criteria
- The method blank and equipment blanks were free from contamination
- LCS/LCSD percent recoveries and RPD value criteria
- Matrix spike recovery criteria
- Field Duplicate RPD

No QC outliers were noted.

Nitrocellulose – WS-WC-0050
The following QC criteria were reviewed with acceptable results, except as noted below:

- Holding times, preservation, sample handling
- Sample preparation criteria
- Initial Calibration criteria
- ICV and CCV criteria
- The method and equipment blanks were free from contamination
- LOD and MRL verification criteria
- ICB and CCBs were free from contamination
- LCS/LCSD percent recoveries and RPD value criteria
- MS/MSD percent recoveries
- Field Duplicate RPD

MRL Recovery
An MRL check was not analyzed however as all other QC met the specified requirements, the results for samples FWGRQLmw-007c-1882-GW, FWGLL12mw-185c-1869-GW, FWGRQLmw-009c-1884-GW, FWGRQLmw-DUP3-1892-GW, FWGBKGmw-021c-856-GW, FWGRQLmw-008c-1883-GW, FWGLL2mw-265c-1860-GW, FWGEQUIPRINSE-1-1894-GW and FWGLL2mw-059c-1859-GW were qualified as estimated, “UJ”.

Nitrate-Nitrite- EPA 353.2
The following QC criteria were reviewed with acceptable results, except as noted below:

- Holding times, preservation, sample handling
- Sample preparation criteria
- Initial Calibration criteria
- ICV and CCV criteria
- The method and equipment blanks were free from contamination
- LOD and MRL verification criteria
- ICB and CCBs were free from contamination
- LCS/LCSD percent recoveries and RPD value criteria

- MS/MSD percent recoveries

MRL Check Recovery
An MRL check was not analyzed, but the LCS recovered within control limits as did the bracketing CCV. The results for samples FWGLL12mw-245c-1872-GW, FWGLL12mw-DUP2-1891-GW, FWGLL12mw-242c-1871-GW, FWGLL12mw-246c-1873-GW, FWGSCFmw-002-1885-GW and FWGEQUIPRINSE-2-1895-GW were qualified as estimated, "J".

Blanks
FWGEQUIPRINSE-2-1895-GW had nitrate-nitrite detected at 0.013mg/L. The results for samples FWGLL12mw-DUP2-1891-GW, FWGLL12mw-242c-1871-GW, FWGLL12mw-246c-1873-GW and FWGSCFmw-002-1885-GW were qualified, "U" as the detected sample concentrations were < 5x equipment rinse contamination.

Matrix Spike Recovery
The MS and MSD recovered below limits of 90-110% at 89% and 88%. The nitrate –nitrite results for samples FWGLL12mw-245c-1872-GW, FWGLL12mw-DUP2-1891-GW, FWGLL12mw-242c-1871-GW, FWGLL12mw-246c-1873-GW, FWGSCFmw-002-1885-GW and FWGEQUIPRINSE-2-1895-GW were qualified as estimated, "J".

CASE NARRATIVE

Client: Environmental Quality Mgt., Inc.

Project: RVAAP (OH)

Report Number: 240-8137-1

With the exceptions noted as flags or footnotes, standard analytical protocols were followed in the analysis of the samples and no problems were encountered or anomalies observed. In addition all laboratory quality control samples were within established control limits, with any exceptions noted below. Each sample was analyzed to achieve the lowest possible reporting limit within the constraints of the method. In some cases, due to interference or analytes present at high concentrations, samples were diluted. For diluted samples, the reporting limits are adjusted relative to the dilution required.

The 8330 Explosives, Nitrocellulose as N, Nitrogen Nitrate-Nitrite and UV/HPLC-SOP Nitroguanidine analysis were performed at the TestAmerica West Sacramento Laboratory.

Calculations are performed before rounding to avoid round-off errors in calculated results.

All holding times were met and proper preservation noted for the methods performed on these samples, unless otherwise detailed in the individual sections below.

TestAmerica utilizes USEPA approved methods and DOD QSM, where applicable, in all analytical work. The samples presented in this report were analyzed for the parameter(s) listed on the analytical methods summary page in accordance with the method(s) indicated. A summary of QC data for these analyses is included at the back of the report.

TestAmerica North Canton attests to the validity of the laboratory data generated by TestAmerica facilities reported herein. All analyses performed by TestAmerica facilities were done using established laboratory SOPs that incorporate QA/QC procedures described in the applicable methods. TestAmerica's operations groups have reviewed the data for compliance with the laboratory QA/QC plan, and data have been found to be compliant with laboratory protocols unless otherwise noted below.

All solid sample results are reported on an "as received" basis unless otherwise indicated by the presence of a % solids value in the method header.

This laboratory report is confidential and is intended for the sole use of TestAmerica and its client.

All parameters for which TestAmerica North Canton has certification were evaluated to the limit of detection (LOD) and include qualified results where applicable. Parameters not certified under QSM, if any, were evaluated to the detection limit (DL) and include qualified results where applicable.

The sample(s) that contain constituents flagged with U are undetected. The result associated with this flag is the limit of detection (LOD).

RECEIPT

The samples were received on 01/31/2012; the samples arrived in good condition, properly preserved and on ice. The temperatures of the coolers at receipt were 0.2, 0.6, 1.7, 1.8, 1.9, 2.2, 2.3, 2.4, 2.5, 2.6, 2.8 and 2.9 C.

VOLATILE ORGANIC COMPOUNDS (GC-MS)

Samples FWGTEAM1-TRIP (240-8137-1), FWGLL12MW-245C-1872-GW (240-8137-3), FWGLL12MW-DUP2-1891-GW (240-8137-5), FWGLL12MW-187C-1870-GW (240-8137-7), FWGLL12MW-242C-1871-GW (240-8137-9), FWGLL12MW-246C-1873-GW (240-8137-11), FWG TEAM2 TRIP (240-8137-13), FWGSCFMW-004-1886-GW (240-8137-14), FWGSCFMW-DUP4-1893-GW (240-8137-16), FWGSCFMW-002-1885-GW (240-8137-18), FWGEQUIPRINSE2-1895-GW (240-8137-22), FWG TEAM3 TRIP (240-8137-23), FWGLL1MW-065C-1858-GW (240-8137-24), FWGLL1MW-064C-1857-GW (240-8137-26), FWGLL3MW-241C-1861-GW (240-8137-28), FWGLL3MW-242C-1862-GW (240-8137-30) and FWGLL4MW-199C-1863-GW (240-8137-32) were analyzed for volatile organic compounds (GC-MS) in accordance with EPA SW-846 Method 8260B DoD. The samples were analyzed on 02/03/2012.

Methylene Chloride was detected in method blank MB 240-32586/5 at a level exceeding the reporting limit. None of the samples associated with this method blank contained the target compound; therefore, re-extraction and/or re-analysis of samples were not performed. Refer to the QC report for details.

Bromomethane, Chloroethane and Methylene Chloride failed the recovery criteria high for MRL 240-32586/28. Methylene Chloride failed

the recovery criteria high for MRL 240-32586/3. Refer to the QC report for details.

No other difficulties were encountered during the VOCs analyses. All other quality control parameters were within the acceptance limits.

SEMIVOLATILE ORGANIC COMPOUNDS (GC-MS)

Samples FWGLL12MW-182C-1868-GW (240-8137-2), FWGLL12MW-245C-1872-GW (240-8137-3), FWGLL12MW-DUP2-1891-GW (240-8137-5), FWGLL12MW-187C-1870-GW (240-8137-7), FWGLL12MW-242C-1871-GW (240-8137-9), FWGLL12MW-246C-1873-GW (240-8137-11), FWGSCFMW-004-1886-GW (240-8137-14), FWGSCFMW-DUP4-1893-GW (240-8137-16), FWGSCFMW-002-1885-GW (240-8137-18), FWGCBPMW-002C-1876-GW (240-8137-20), FWGEQUIPRINSE2-1895-GW (240-8137-22), FWGLL1MW-065C-1858-GW (240-8137-24), FWGLL1MW-064C-1857-GW (240-8137-26), FWGLL3MW-241C-1861-GW (240-8137-28), FWGLL3MW-242C-1862-GW (240-8137-30), FWGLL4MW-199C-1863-GW (240-8137-32) and FWGLL6MW-005C-1865-GW (240-8137-34) were analyzed for semivolatile organic compounds (GC-MS) in accordance with EPA SW-846 Method 8270C. The samples were prepared on 02/02/2012 and analyzed on 02/09/2012 and 02/16/2012.

Surrogates are added during the extraction process prior to dilution. When the sample is diluted, surrogate recoveries are diluted out and no corrective action is required.

The continuing calibration verification (CCV) for 4-Nitrophenol, associated with batch 33266, was recovered above the upper control limit. The samples associated with this CCV (LCS 240-32360/21-A), (MB 240-32360/20-A), FWGCBPMW-002C-1876-GW (240-8137-20), FWGEQUIPRINSE2-1895-GW (240-8137-22), FWGLL12MW-182C-1868-GW (240-8137-2), FWGLL12MW-187C-1870-GW (240-8137-7), FWGLL12MW-242C-1871-GW (240-8137-9), FWGLL12MW-245C-1872-GW (240-8137-3), FWGLL12MW-246C-1873-GW (240-8137-11), FWGLL12MW-DUP2-1891-GW (240-8137-5), FWGLL1MW-064C-1857-GW (240-8137-26), FWGLL1MW-065C-1858-GW (240-8137-24), FWGLL3MW-241C-1861-GW (240-8137-28), FWGLL3MW-242C-1862-GW (240-8137-30), FWGLL4MW-199C-1863-GW (240-8137-32), FWGLL6MW-005C-1865-GW (240-8137-34), FWGSCFMW-002-1885-GW (240-8137-18), FWGSCFMW-002-1885-GW (240-8137-18 MS), FWGSCFMW-002-1885-GW (240-8137-18 MSD), FWGSCFMW-004-1886-GW (240-8137-14), FWGSCFMW-DUP4-1893-GW (240-8137-16) were non-detects for the affected analyte; therefore, the data have been reported.

No other difficulties were encountered during the SVOC analyses. All quality control parameters were within the acceptance limits.

CHLORINATED PESTICIDES

Samples FWGLL12MW-245C-1872-GW (240-8137-3), FWGLL12MW-DUP2-1891-GW (240-8137-5), FWGLL12MW-187C-1870-GW (240-8137-7), FWGLL12MW-242C-1871-GW (240-8137-9), FWGLL12MW-246C-1873-GW (240-8137-11), FWGSCFMW-004-1886-GW (240-8137-14), FWGSCFMW-DUP4-1893-GW (240-8137-16), FWGSCFMW-002-1885-GW (240-8137-18), FWGCBPMW-002C-1876-GW (240-8137-20), FWGEQUIPRINSE2-1895-GW (240-8137-22), FWGLL1MW-065C-1858-GW (240-8137-24), FWGLL1MW-064C-1857-GW (240-8137-26), FWGLL3MW-241C-1861-GW (240-8137-28), FWGLL3MW-242C-1862-GW (240-8137-30) and FWGLL4MW-199C-1863-GW (240-8137-32) were analyzed for chlorinated pesticides in accordance with EPA SW-846 Method 8081A DoD. The samples were prepared on 02/03/2012 and analyzed on 02/05/2012 and 02/16/2012.

Sample FWGSCFMW-004-1886-GW (240-8137-14)[5X] required dilution prior to analysis. The reporting limits have been adjusted accordingly.

The closing continuing calibration verification (CCV) for DDD associated with batch 32700 recovered above the upper control limit. The samples associated with this CCV were not detected above the reporting limit for the affected analyte; therefore the data have been reported with client approval. FWGLL12MW-187C-1870-GW (240-8137-7), FWGLL12MW-242C-1871-GW (240-8137-9), FWGLL12MW-245C-1872-GW (240-8137-3), FWGLL12MW-246C-1873-GW (240-8137-11), FWGLL12MW-DUP2-1891-GW (240-8137-5), FWGSCFMW-DUP4-1893-GW (240-8137-16).

The closing continuing calibration verification (CCV) for DDD associated with batch 32700 recovered above the upper control limit. The samples associated with this CCV were not detected above the reporting limit for the affected analyte; therefore the data have been reported with client approval. FWGSCFMW-002-1885-GW (240-8137-18).

The closing MRL associated with batch 32700 recovered DDD above the upper control limit. The samples associated with this MRLFWGLL12MW-187C-1870-GW (240-8137-7), FWGLL12MW-242C-1871-GW (240-8137-9), FWGLL12MW-245C-1872-GW (240-8137-3), FWGLL12MW-246C-1873-GW (240-8137-11), FWGLL12MW-DUP2-1891-GW (240-8137-5), FWGSCFMW-002-1885-GW (240-8137-18), FWGSCFMW-DUP4-1893-GW (240-8137-16) were not detected above the reporting limit for the affected analyte; therefore the data have been reported with client approval.

The closing Method Reporting Limit (MRL) associated with batch 32700 recovered DDD above the upper control limit. The samples associated with this MRLFWGCBPMW-002C-1876-GW (240-8137-20), FWGEQUIPRINSE2-1895-GW (240-8137-22), FWGLL1MW-064C-1857-GW (240-8137-26), FWGLL1MW-065C-1858-GW (240-8137-24), FWGLL3MW-241C-1861-GW (240-8137-28), FWGLL3MW-242C-1862-GW (240-8137-30), FWGLL4MW-199C-1863-GW (240-8137-32) were not detected above the reporting limit for the affected analyte; therefore the data have been reported with client approval.

The opening and closing continuing calibration verifications (CCVs) associated with batch 32700 recovered DDD above the upper control limits. The samples associated with these CCV's were not detected above the reporting limits for the affected analyte; therefore, the data have been reported with client approval. FWGCBPMW-002C-1876-GW (240-8137-20), FWGEQUIPRINSE2-1895-GW (240-8137-22), FWGLL1MW-064C-1857-GW (240-8137-26), FWGLL1MW-065C-1858-GW (240-8137-24), FWGLL3MW-241C-1861-GW (240-8137-28), FWGLL3MW-242C-1862-GW (240-8137-30), FWGLL4MW-199C-1863-GW (240-8137-32).

Method(s) 8081/DOD: The following sample was diluted due to the nature of the sample matrix: FWGSCFMW-004-1886-GW (240-8137-14). Elevated reporting limits (RLs) are provided.

No other difficulties were encountered during the pesticides analyses. All quality control parameters were within the acceptance limits.

POLYCHLORINATED BIPHENYLS (PCBS)

Samples FWGLL12MW-245C-1872-GW (240-8137-3), FWGLL12MW-DUP2-1891-GW (240-8137-5), FWGLL12MW-187C-1870-GW (240-8137-7), FWGLL12MW-242C-1871-GW (240-8137-9), FWGLL12MW-246C-1873-GW (240-8137-11), FWGSCFMW-004-1886-GW (240-8137-14), FWGSCFMW-002-1885-GW (240-8137-18), FWGCBPMW-002C-1876-GW (240-8137-20) and FWGEQUIPRINSE2-1895-GW (240-8137-22) were analyzed for polychlorinated biphenyls (PCBs) in accordance with EPA SW-846 Method 8082 DOD. The samples were prepared on 02/03/2012 and analyzed on 02/04/2012.

DCB is being reported from the confirmation column. FWGLL12MW-187C-1870-GW (240-8137-7).

The closing MRL for the primary column fails biased high. The closing 1260 from the confirmation column fails biased high. After consulting the PM and client, the data is being accepted with a narrative because the samples are ND. FWGCBPMW-002C-1876-GW (240-8137-20), FWGEQUIPRINSE2-1895-GW (240-8137-22), FWGLL12MW-187C-1870-GW (240-8137-7), FWGLL12MW-242C-1871-GW (240-8137-9), FWGLL12MW-245C-1872-GW (240-8137-3), FWGLL12MW-246C-1873-GW (240-8137-11), FWGLL12MW-DUP2-1891-GW (240-8137-5), FWGSCFMW-002-1885-GW (240-8137-18), FWGSCFMW-004-1886-GW (240-8137-14).

Insufficient sample volume was available to perform a matrix spike/matrix spike duplicate (MS/MSD) associated with batch 32546/8082.

No other difficulties were encountered during the PCBs analyses. All quality control parameters were within the acceptance limits.

TOTAL RECOVERABLE METALS (ICP)

Samples FWGLL12MW-245C-1872-GF (240-8137-4), FWGLL12MW-DUP2-1891-GF (240-8137-6), FWGLL12MW-187C-1870-GF (240-8137-8), FWGLL12MW-242C-1871-GF (240-8137-10), FWGLL12MW-246C-1873-GF (240-8137-12), FWGSCFMW-004-1886-GF (240-8137-15), FWGSCFMW-DUP4-1893-GF (240-8137-17), FWGSCFMW-002-1885-GF (240-8137-19), FWGCBPMW-002C-1876-GF (240-8137-21), FWGEQUIPRINSE2-1895-GW (240-8137-22), FWGLL1MW-065C-1858-GF (240-8137-25), FWGLL1MW-064C-1857-GF (240-8137-27), FWGLL3MW-241C-1861-GF (240-8137-29), FWGLL3MW-242C-1862-GF (240-8137-31), FWGLL4MW-199C-1863-GF (240-8137-33) and FWGLL6MW-005C-1865-GF (240-8137-35) were analyzed for total recoverable metals (ICP) in accordance with EPA SW-846 Method 6010B DoD. The samples were prepared on 02/08/2012 and analyzed on 02/09/2012 and 02/10/2012.

ICB, CCB, and ICSA samples are evaluated using the lowest LOD and DL criteria in LIMS. Using this criteria, an individual element may occasionally be flagged as out of control. If the element has a higher LOD or DL, the data is evaluated to the higher limit and determined to be acceptable.

Magnesium was detected in method blanks MB 240-33135/1-A and MB 240-33141/1-A at levels that were above the method detection limit but below the reporting limit. The value should be considered an estimate, and has been flagged "J". If the associated sample reported a result above the MDL and/or RL, the result has been "B" flagged.

Sample FWGLL12MW-187C-1870-GF (240-8137-8)[5X] required dilution prior to analysis. The reporting limits have been adjusted accordingly.

No other difficulties were encountered during the metals analyses. All other quality control parameters were within the acceptance limits.

TOTAL RECOVERABLE METALS (ICPMS)

Samples FWGLL12MW-245C-1872-GF (240-8137-4), FWGLL12MW-DUP2-1891-GF (240-8137-6), FWGLL12MW-187C-1870-GF (240-8137-8), FWGLL12MW-242C-1871-GF (240-8137-10), FWGLL12MW-246C-1873-GF (240-8137-12), FWGSCFMW-004-1886-GF (240-8137-15), FWGSCFMW-DUP4-1893-GF (240-8137-17), FWGSCFMW-002-1885-GF (240-8137-19), FWGCBPMW-002C-1876-GF (240-8137-21), FWGEQUIPRINSE2-1895-GW (240-8137-22), FWGLL1MW-065C-1858-GF (240-8137-25), FWGLL1MW-064C-1857-GF (240-8137-27), FWGLL3MW-241C-1861-GF (240-8137-29), FWGLL3MW-242C-1862-GF (240-8137-31), FWGLL4MW-199C-1863-GF (240-8137-33) and FWGLL6MW-005C-1865-GF (240-8137-35) were analyzed for total recoverable metals (ICPMS) in accordance with EPA SW-846 Method 6020 DoD. The samples were prepared on 02/08/2012 and analyzed on 02/10/2012.

ICB, CCB, and ICSA samples are evaluated using the lowest LOD and DL criteria in LIMS. Using this criteria, an individual element

may occasionally be flagged as out of control. If the element has a higher LOD or DL, the data is evaluated to the higher limit and determined to be acceptable.

No difficulties were encountered during the metals analyses. All quality control parameters were within the acceptance limits.

TOTAL MERCURY - DOD

Samples FWGLL12MW-245C-1872-GF (240-8137-4), FWGLL12MW-DUP2-1891-GF (240-8137-6), FWGLL12MW-187C-1870-GF (240-8137-8), FWGLL12MW-242C-1871-GF (240-8137-10), FWGLL12MW-246C-1873-GF (240-8137-12), FWGSCFMW-004-1886-GF (240-8137-15), FWGSCFMW-DUP4-1893-GF (240-8137-17), FWGSCFMW-002-1885-GF (240-8137-19), FWGCBPMW-002C-1876-GF (240-8137-21), FWGEQUIPRINSE2-1895-GW (240-8137-22), FWGLL1MW-065C-1858-GF (240-8137-25), FWGLL1MW-064C-1857-GF (240-8137-27), FWGLL3MW-241C-1861-GF (240-8137-29), FWGLL3MW-242C-1862-GF (240-8137-31), FWGLL4MW-199C-1863-GF (240-8137-33) and FWGLL6MW-005C-1865-GF (240-8137-35) were analyzed for Total Mercury - DOD in accordance with EPA SW-846 Method 7470A. The samples were prepared on 02/06/2012 and analyzed on 02/08/2012.

No difficulties were encountered during the mercury analyses. All quality control parameters were within the acceptance limits.

Case Narrative

TestAmerica West Sacramento Project Number G2B020475

General Comments

Manual integrations were performed only when necessary and are in compliance with the laboratory's standard operating procedure, Acceptable Manual Integration Practices, SOP No.: S-Q-004, including Addendum 1. Detailed information can be found in the Manual Integration Addendum section of this report.

The samples were received by the laboratory at 0 degrees C. but they did not appear to be frozen. Wet ice was used as the cooling agent.

WATER, 8330, Explosives

Samples: 1, 2, 3, 4, 5, 6, 7, 8, 9, 10, 11, 12, 13, 14

The beginning & middle MRL standards had high percent difference values for PETN (32%, 72% & 42%). The corrective action for this deficiency is an analysis of a standard at approximately 2X the MDL (method detection limit). Since the MRL standard is approximately 2X the MDL and PETN was detected, no corrective action was performed.

Sample(s): 12

The sample had a high surrogate recovery due to visible chromatographic interferences. The surrogate recoveries in the associated method blank and laboratory control sample (LCS) were within established control limits. The results for this sample may be biased high.

WATER, 353.2, Nitrate-Nitrite

Sample(s): 1, 2, 4, 5, 8, 9

The MRL for these samples was calculated by taking the percent difference between the low level calibration standard from the day the samples were injected and the low level calibration standard from the next analytical run. All percent differences were less than 20%. For these nitrate-nitrite samples the percent difference was 12.7%.

Sample(s): 1, 2, 4, 5, 8, 9

The matrix spikes, which were performed on sample 8, have low recoveries due to possible matrix interferences. Since the laboratory control sample met acceptance criteria, no corrective action was performed.

Case Narrative

TestAmerica West Sacramento Project Number G2B020475

WATER, Nitrocellulose

Sample(s): 1, 2, 3, 4, 5, 6, 7, 8, 9, 10, 11, 12, 13, 14

The MRL for these samples was calculated by taking the percent difference between the low level calibration standard from the day the samples were injected and the low level calibration standard from the next analytical run. All percent differences were less than 20%. For these nitrocellulose samples the percent difference was 5.8%.

There were no other anomalies associated with this project.

METHOD SUMMARY

Client: Environmental Quality Mgt., Inc. Job Number: 240-8137-1

Description	Lab Location	Method	Preparation Method
Matrix Water			
Volatile Organic Compounds (GC/MS)	TAL NC	SW846 8260B/DoD	
Purge and Trap	TAL NC		SW846 5030B
Semivolatile Organic Compounds (GC/MS)	TAL NC	SW846 8270C/DoD	
Liquid-Liquid Extraction (Continuous)	TAL NC		SW846 3520C
Organochlorine Pesticides (GC)	TAL NC	SW846 8081/DOD	
Liquid-Liquid Extraction (Continuous)	TAL NC		SW846 3520C
Polychlorinated Biphenyls (PCBs) by Gas Chromatography	TAL NC	SW846 8082/DOD	
Liquid-Liquid Extraction (Continuous)	TAL NC		SW846 3520C
Metals (ICP)	TAL NC	SW846 6010B/DOD	
Preparation, Total Recoverable or Dissolved Metals	TAL NC		SW846 3005A
Metals (ICP/MS)	TAL NC	SW846 6020/DOD	
Preparation, Total Recoverable or Dissolved Metals	TAL NC		SW846 3005A
Mercury (CVAA)	TAL NC	SW846 7470A/DOD	
Preparation, Mercury	TAL NC		SW846 7470A
General Sub Contract Method	TAL WSC	Subcontract	

Lab References:

TAL NC = TestAmerica North Canton

TAL WSC = TestAmerica West Sacramento

Method References:

SW846 = "Test Methods For Evaluating Solid Waste, Physical/Chemical Methods", Third Edition, November 1986 And Its Updates.

ANALYTICAL METHODS SUMMARY

G2B020475

PARAMETER	ANALYTICAL METHOD
Nitrate-Nitrite	MCAWW 353.2
Nitroaromatics and Nitramines by HPLC	SW846 8330/8330A
Nitrocellulose as N, WS-WC-0050 (Colorimetric)	TAL-SOP WS-WC-0050
Organics by UV/HPLC	SW846 8330 (Modified)

References:

MCAWW "Methods for Chemical Analysis of Water and Wastes", EPA-600/4-79-020, March 1983 and subsequent revisions.

SW846 "Test Methods for Evaluating Solid Waste, Physical/Chemical Methods", Third Edition, November 1986 and its updates.

TAL-SOP TESTAMERICA LABORATORIES INC., LABORATORY STANDARD OPERATING PROCEDURE

SAMPLE SUMMARY

Client: Environmental Quality Mgt., Inc. Job Number: 240-8137-1

Lab Sample ID	Client Sample ID	Client Matrix	Date/Time Sampled	Date/Time Received
240-8137-1TB	FWGTEAM1-TRIP	Water	01/31/2012 0800	01/31/2012 1905
240-8137-2	FWGLL12MW-182C-1868-GW	Water	01/31/2012 0905	01/31/2012 1905
240-8137-3	FWGLL12MW-245C-1872-GW	Water	01/31/2012 1015	01/31/2012 1905
240-8137-4	FWGLL12MW-245C-1872-GF	Water	01/31/2012 1015	01/31/2012 1905
240-8137-5	FWGLL12MW-DUP2-1891-GW	Water	01/31/2012 1105	01/31/2012 1905
240-8137-6	FWGLL12MW-DUP2-1891-GF	Water	01/31/2012 1105	01/31/2012 1905
240-8137-7	FWGLL12MW-187C-1870-GW	Water	01/31/2012 1321	01/31/2012 1905
240-8137-8	FWGLL12MW-187C-1870-GF	Water	01/31/2012 1321	01/31/2012 1905
240-8137-9	FWGLL12MW-242C-1871-GW	Water	01/31/2012 1431	01/31/2012 1905
240-8137-10	FWGLL12MW-242C-1871-GF	Water	01/31/2012 1431	01/31/2012 1905
240-8137-11	FWGLL12MW-246C-1873-GW	Water	01/31/2012 1551	01/31/2012 1905
240-8137-12	FWGLL12MW-246C-1873-GF	Water	01/31/2012 1551	01/31/2012 1905
240-8137-13TB	FWG TEAM2 TRIP	Water	01/31/2012 0800	01/31/2012 1905
240-8137-14	FWGSCFMW-004-1886-GW	Water	01/31/2012 0918	01/31/2012 1905
240-8137-15	FWGSCFMW-004-1886-GF	Water	01/31/2012 0918	01/31/2012 1905
240-8137-16	FWGSCFMW-DUP4-1893-GW	Water	01/31/2012 1102	01/31/2012 1905
240-8137-17	FWGSCFMW-DUP4-1893-GF	Water	01/31/2012 1102	01/31/2012 1905
240-8137-18	FWGSCFMW-002-1885-GW	Water	01/31/2012 1208	01/31/2012 1905
240-8137-18MS	FWGSCFMW-002-1885-GW	Water	01/31/2012 1208	01/31/2012 1905
240-8137-18MSD	FWGSCFMW-002-1885-GW	Water	01/31/2012 1208	01/31/2012 1905
240-8137-19	FWGSCFMW-002-1885-GF	Water	01/31/2012 1208	01/31/2012 1905
240-8137-19MS	FWGSCFMW-002-1885-GF	Water	01/31/2012 1208	01/31/2012 1905
240-8137-19DU	FWGSCFMW-002-1885-GF	Water	01/31/2012 1208	01/31/2012 1905
240-8137-20	FWGCBPMW-002C-1876-GW	Water	01/31/2012 1548	01/31/2012 1905
240-8137-21	FWGCBPMW-002C-1876-GF	Water	01/31/2012 1548	01/31/2012 1905
240-8137-22EB	FWGEQUIPRINSE2-1895-GW	Water	01/31/2012 1628	01/31/2012 1905
240-8137-23TB	FWG TEAM3 TRIP	Water	01/31/2012 0800	01/31/2012 1905
240-8137-24	FWGLL1MW-065C-1858-GW	Water	01/31/2012 0919	01/31/2012 1905
240-8137-25	FWGLL1MW-065C-1858-GF	Water	01/31/2012 0919	01/31/2012 1905
240-8137-26	FWGLL1MW-064C-1857-GW	Water	01/31/2012 1049	01/31/2012 1905
240-8137-27	FWGLL1MW-064C-1857-GF	Water	01/31/2012 1049	01/31/2012 1905
240-8137-28	FWGLL3MW-241C-1861-GW	Water	01/31/2012 1239	01/31/2012 1905
240-8137-29	FWGLL3MW-241C-1861-GF	Water	01/31/2012 1239	01/31/2012 1905
240-8137-30	FWGLL3MW-242C-1862-GW	Water	01/31/2012 1409	01/31/2012 1905
240-8137-31	FWGLL3MW-242C-1862-GF	Water	01/31/2012 1409	01/31/2012 1905
240-8137-32	FWGLL4MW-199C-1863-GW	Water	01/31/2012 1546	01/31/2012 1905
240-8137-33	FWGLL4MW-199C-1863-GF	Water	01/31/2012 1546	01/31/2012 1905
240-8137-34	FWGLL6MW-005C-1865-GW	Water	01/31/2012 1709	01/31/2012 1905
240-8137-35	FWGLL6MW-005C-1865-GF	Water	01/31/2012 1709	01/31/2012 1905

Sample Summary

TestAmerica West Sacramento Project Number G2B020475

WO#	Sample #	Client Sample ID	Sampling Date	Received Date
MQKWD	1	FWGLL12MW-245C-1872-GW	1/31/2012 10:15 AM	2/2/2012 09:00 AM
MQKWE	2	FWGLL12MW-DUP2-1891-GW	1/31/2012 11:05 AM	2/2/2012 09:00 AM
MQKWF	3	FWGLL12MW-187C-1870-GW	1/31/2012 01:21 PM	2/2/2012 09:00 AM
MQKX5	4	FWGLL12MW-242C-1871-GW	1/31/2012 02:31 PM	2/2/2012 09:00 AM
MQKX6	5	FWGLL12MW-246C-1873-GW	1/31/2012 03:51 PM	2/2/2012 09:00 AM
MQKX7	6	FWGSCFMW-004-1886-GW	1/31/2012 09:18 AM	2/2/2012 09:00 AM
MQKX8	7	FWGSCFMW-DUP4-1893-GW	1/31/2012 11:02 AM	2/2/2012 09:00 AM
MQKX9	8	FWGSCFMW-002-1885-GW	1/31/2012 12:08 PM	2/2/2012 09:00 AM
MQK0A	9	FWGEQUIPRINSE2-1895-GW	1/31/2012 04:28 PM	2/2/2012 09:00 AM
MQK0C	10	FWGLL1MW-065C-1858-GW	1/31/2012 09:19 AM	2/2/2012 09:00 AM
MQK0D	11	FWGLL1MW-064C-1857-GW	1/31/2012 10:49 AM	2/2/2012 09:00 AM
MQK0E	12	FWGLL3MW-241C-1861-GW	1/31/2012 12:39 PM	2/2/2012 09:00 AM
MQK0F	13	FWGLL3MW-242C-1862-GW	1/31/2012 02:09 PM	2/2/2012 09:00 AM
MQK0G	14	FWGLL4MW-199C-1863-GW	1/31/2012 03:46 PM	2/2/2012 09:00 AM

Notes(s):

- The analytical results of the samples listed above are presented on the following pages.
- All calculations are performed before rounding to avoid round-off errors in calculated results.
- Results noted as "ND" were not detected at or above the stated limit.
- This report must not be reproduced, except in full, without the written approval of the laboratory.
- Results for the following parameters are never reported on a dry weight basis: color, corrosivity, density, flashpoint, ignitability, layers, odor, paint filter test, pH, porosity, pressure, reactivity, redox potential, specific gravity, spot tests, solids, solubility, temperature, viscosity, and weight.

ANALYTICAL METHODS SUMMARY

G2B020475

PARAMETER	ANALYTICAL METHOD
Nitrate-Nitrite	MCAWW 353.2
Nitroaromatics and Nitramines by HPLC	SW846 8330/8330A
Nitrocellulose as N, WS-WC-0050 (Colorimetric)	TAL-SOP WS-WC-0050
Organics by UV/HPLC	SW846 8330 (Modified)

References:

MCAWW "Methods for Chemical Analysis of Water and Wastes", EPA-600/4-79-020, March 1983 and subsequent revisions.

SW846 "Test Methods for Evaluating Solid Waste, Physical/Chemical Methods", Third Edition, November 1986 and its updates.

TAL-SOP TESTAMERICA LABORATORIES INC., LABORATORY STANDARD OPERATING PROCEDURE

Client: Environmental Quality Mgt., Inc.
Project/Site: RVAAP (OH)

TestAmerica Job ID: 240-8137-1

Client Sample ID: FWGTEAM1-TRIP
Date Collected: 01/31/12 08:00
Date Received: 01/31/12 19:05

Lab Sample ID: 240-8137-1
Matrix: Water

Method: 8260B/DoD - Volatile Organic Compounds (GC/MS)

Analyte	Result	Qualifier	LOQ	DL	Unit	D	Prepared	Analyzed	Dil Fac
1,1,1-Trichloroethane	0.25	U	1.0	0.22	ug/L			02/03/12 13:55	1
1,1,2,2-Tetrachloroethane	0.25	U	1.0	0.18	ug/L			02/03/12 13:55	1
1,1,2-Trichloroethane	0.50	U	1.0	0.27	ug/L			02/03/12 13:55	1
1,1-Dichloroethane	0.25	U	1.0	0.15	ug/L			02/03/12 13:55	1
1,1-Dichloroethene	0.25	U	1.0	0.19	ug/L			02/03/12 13:55	1
1,2-Dichloroethane	0.25	U	1.0	0.22	ug/L			02/03/12 13:55	1
1,2-Dichloroethene, Total	0.50	U	2.0	0.34	ug/L			02/03/12 13:55	1
1,2-Dichloropropane	0.25	U	1.0	0.18	ug/L			02/03/12 13:55	1
2-Hexanone	0.50	U	10	0.41	ug/L			02/03/12 13:55	1
Bromochloromethane	0.50	U	1.0	0.29	ug/L			02/03/12 13:55	1
Acetone	1.1	U	10	1.1	ug/L			02/03/12 13:55	1
Benzene	0.25	U	1.0	0.13	ug/L			02/03/12 13:55	1
Bromoform	0.64	U	1.0	0.64	ug/L			02/03/12 13:55	1
Bromomethane	0.50	U	1.0	0.41	ug/L			02/03/12 13:55	1
Carbon disulfide	0.25	U	1.0	0.13	ug/L			02/03/12 13:55	1
Carbon tetrachloride	0.25	U	1.0	0.13	ug/L			02/03/12 13:55	1
Chlorobenzene	0.25	U	1.0	0.15	ug/L			02/03/12 13:55	1
Chloroethane	0.50	U	1.0	0.29	ug/L			02/03/12 13:55	1
Chloroform	0.25	U	1.0	0.16	ug/L			02/03/12 13:55	1
Chloromethane	0.50	U	1.0	0.30	ug/L			02/03/12 13:55	1
cis-1,2-Dichloroethene	0.25	U	1.0	0.17	ug/L			02/03/12 13:55	1
cis-1,3-Dichloropropene	0.25	U	1.0	0.14	ug/L			02/03/12 13:55	1
Bromodichloromethane	0.25	U	1.0	0.15	ug/L			02/03/12 13:55	1
Ethylbenzene	0.25	U	1.0	0.17	ug/L			02/03/12 13:55	1
1,2-Dibromoethane	0.25	U	1.0	0.24	ug/L			02/03/12 13:55	1
m-Xylene & p-Xylene	0.50	U	2.0	0.24	ug/L			02/03/12 13:55	1
2-Butanone (MEK)	0.57	U	10	0.57	ug/L			02/03/12 13:55	1
4-Methyl-2-pentanone (MIBK)	0.50	U	10	0.32	ug/L			02/03/12 13:55	1
Methylene Chloride	**0.66**	**J B**	1.0	0.33	ug/L			02/03/12 13:55	1
o-Xylene	0.25	U	1.0	0.14	ug/L			02/03/12 13:55	1
Styrene	0.25	U	1.0	0.11	ug/L			02/03/12 13:55	1
Tetrachloroethene	0.50	U	1.0	0.29	ug/L			02/03/12 13:55	1
Toluene	0.25	U	1.0	0.13	ug/L			02/03/12 13:55	1
trans-1,2-Dichloroethene	0.25	U	1.0	0.19	ug/L			02/03/12 13:55	1
trans-1,3-Dichloropropene	0.25	U	1.0	0.19	ug/L			02/03/12 13:55	1
Trichloroethene	0.25	U	1.0	0.17	ug/L			02/03/12 13:55	1
Vinyl chloride	0.25	U	1.0	0.22	ug/L			02/03/12 13:55	1
Xylenes, Total	0.75	U	2.0	0.28	ug/L			02/03/12 13:55	1
Dibromochloromethane	0.25	U	1.0	0.18	ug/L			02/03/12 13:55	1

Surrogate	*%Recovery*	*Qualifier*	*Limits*	*Prepared*	*Analyzed*	*Dil Fac*
1,2-Dichloroethane-d4 (Surr)	*99*		*70 - 120*		*02/03/12 13:55*	*1*
4-Bromofluorobenzene (Surr)	*88*		*75 - 120*		*02/03/12 13:55*	*1*
Toluene-d8 (Surr)	*99*		*85 - 120*		*02/03/12 13:55*	*1*
Dibromofluoromethane (Surr)	*100*		*85 - 115*		*02/03/12 13:55*	*1*

Client: Environmental Quality Mgt., Inc.
Project/Site: RVAAP (OH)

TestAmerica Job ID: 240-8137-1

Client Sample ID: FWGLL12MW-182C-1868-GW
Date Collected: 01/31/12 09:05
Date Received: 01/31/12 19:05

Lab Sample ID: 240-8137-2
Matrix: Water

Method: 8270C/DoD - Semivolatile Organic Compounds (GC/MS)

Analyte	Result	Qualifier	LOQ	DL	Unit	D	Prepared	Analyzed	Dil Fac
Butyl benzyl phthalate	0.76	U	0.95	0.76	ug/L		02/02/12 07:24	02/09/12 11:01	1
Dimethyl phthalate	0.76	U	0.95	0.28	ug/L		02/02/12 07:24	02/09/12 11:01	1
2,4-Dinitrotoluene	0.76	U	4.8	0.26	ug/L		02/02/12 07:24	02/09/12 11:01	1
2,6-Dinitrotoluene	0.76	U	4.8	0.76	ug/L		02/02/12 07:24	02/09/12 11:01	1
Di-n-butyl phthalate	0.76	U	0.95	0.64	ug/L		02/02/12 07:24	02/09/12 11:01	1
Diethyl phthalate	0.76	U	0.95	0.57	ug/L		02/02/12 07:24	02/09/12 11:01	1
Nitrobenzene	0.095	U	0.95	0.038	ug/L		02/02/12 07:24	02/09/12 11:01	1
Bis(2-ethylhexyl) phthalate	**1.1**	**J**	1.9	0.76	ug/L		02/02/12 07:24	02/09/12 11:01	1
Di-n-octyl phthalate	0.76	U	0.95	0.76	ug/L		02/02/12 07:24	02/09/12 11:01	1

Surrogate	*%Recovery*	*Qualifier*	*Limits*	*Prepared*	*Analyzed*	*Dil Fac*
2-Fluorobiphenyl (Surr)	*66*		*50 - 110*	*02/02/12 07:24*	*02/09/12 11:01*	*1*
2-Fluorophenol (Surr)	*74*		*20 - 110*	*02/02/12 07:24*	*02/09/12 11:01*	*1*
Nitrobenzene-d5 (Surr)	*76*		*40 - 110*	*02/02/12 07:24*	*02/09/12 11:01*	*1*
Terphenyl-d14 (Surr)	*87*		*50 - 135*	*02/02/12 07:24*	*02/09/12 11:01*	*1*
2,4,6-Tribromophenol (Surr)	*87*		*40 - 125*	*02/02/12 07:24*	*02/09/12 11:01*	*1*
Phenol-d5 (Surr)	*94*		*10 - 115*	*02/02/12 07:24*	*02/09/12 11:01*	*1*

Client Sample ID: FWGLL12MW-245C-1872-GW
Date Collected: 01/31/12 10:15
Date Received: 01/31/12 19:05

Lab Sample ID: 240-8137-3
Matrix: Water

Method: 8260B/DoD - Volatile Organic Compounds (GC/MS)

Analyte	Result	Qualifier	LOQ	DL	Unit	D	Prepared	Analyzed	Dil Fac
1,1,1-Trichloroethane	0.25	U	1.0	0.22	ug/L			02/03/12 12:50	1
1,1,2,2-Tetrachloroethane	0.25	U	1.0	0.18	ug/L			02/03/12 12:50	1
1,1,2-Trichloroethane	0.50	U	1.0	0.27	ug/L			02/03/12 12:50	1
1,1-Dichloroethane	0.25	U	1.0	0.15	ug/L			02/03/12 12:50	1
1,1-Dichloroethene	0.25	U	1.0	0.19	ug/L			02/03/12 12:50	1
1,2-Dichloroethane	0.25	U	1.0	0.22	ug/L			02/03/12 12:50	1
1,2-Dichloroethene, Total	0.50	U	2.0	0.34	ug/L			02/03/12 12:50	1
1,2-Dichloropropane	0.25	U	1.0	0.18	ug/L			02/03/12 12:50	1
2-Hexanone	0.50	U	10	0.41	ug/L			02/03/12 12:50	1
Bromochloromethane	0.50	U	1.0	0.29	ug/L			02/03/12 12:50	1
Acetone	1.1	U	10	1.1	ug/L			02/03/12 12:50	1
Benzene	0.25	U	1.0	0.13	ug/L			02/03/12 12:50	1
Bromoform	0.64	U	1.0	0.64	ug/L			02/03/12 12:50	1
Bromomethane	0.50	U	1.0	0.41	ug/L			02/03/12 12:50	1
Carbon disulfide	0.25	U	1.0	0.13	ug/L			02/03/12 12:50	1
Carbon tetrachloride	0.25	U	1.0	0.13	ug/L			02/03/12 12:50	1
Chlorobenzene	0.25	U	1.0	0.15	ug/L			02/03/12 12:50	1
Chloroethane	0.50	U	1.0	0.29	ug/L			02/03/12 12:50	1
Chloroform	0.25	U	1.0	0.16	ug/L			02/03/12 12:50	1
Chloromethane	0.50	U	1.0	0.30	ug/L			02/03/12 12:50	1
cis-1,2-Dichloroethene	0.25	U	1.0	0.17	ug/L			02/03/12 12:50	1
cis-1,3-Dichloropropene	0.25	U	1.0	0.14	ug/L			02/03/12 12:50	1
Bromodichloromethane	0.25	U	1.0	0.15	ug/L			02/03/12 12:50	1
Ethylbenzene	0.25	U	1.0	0.17	ug/L			02/03/12 12:50	1
1,2-Dibromoethane	0.25	U	1.0	0.24	ug/L			02/03/12 12:50	1
m-Xylene & p-Xylene	0.50	U	2.0	0.24	ug/L			02/03/12 12:50	1
2-Butanone (MEK)	0.57	U	10	0.57	ug/L			02/03/12 12:50	1
4-Methyl-2-pentanone (MIBK)	0.50	U	10	0.32	ug/L			02/03/12 12:50	1
Methylene Chloride	0.50	U	1.0	0.33	ug/L			02/03/12 12:50	1
o-Xylene	0.25	U	1.0	0.14	ug/L			02/03/12 12:50	1
Styrene	0.25	U	1.0	0.11	ug/L			02/03/12 12:50	1
Tetrachloroethene	0.50	U	1.0	0.29	ug/L			02/03/12 12:50	1
Toluene	0.25	U	1.0	0.13	ug/L			02/03/12 12:50	1
trans-1,2-Dichloroethene	0.25	U	1.0	0.19	ug/L			02/03/12 12:50	1
trans-1,3-Dichloropropene	0.25	U	1.0	0.19	ug/L			02/03/12 12:50	1
Trichloroethene	0.25	U	1.0	0.17	ug/L			02/03/12 12:50	1
Vinyl chloride	0.25	U	1.0	0.22	ug/L			02/03/12 12:50	1
Xylenes, Total	0.75	U	2.0	0.28	ug/L			02/03/12 12:50	1
Dibromochloromethane	0.25	U	1.0	0.18	ug/L			02/03/12 12:50	1

Surrogate	*%Recovery*	*Qualifier*	*Limits*	*Prepared*	*Analyzed*	*Dil Fac*
1,2-Dichloroethane-d4 (Surr)	*98*		*70 - 120*		*02/03/12 12:50*	*1*
4-Bromofluorobenzene (Surr)	*85*		*75 - 120*		*02/03/12 12:50*	*1*
Toluene-d8 (Surr)	*95*		*85 - 120*		*02/03/12 12:50*	*1*
Dibromofluoromethane (Surr)	*99*		*85 - 115*		*02/03/12 12:50*	*1*

Method: 8270C/DoD - Semivolatile Organic Compounds (GC/MS)

Analyte	Result	Qualifier	LOQ	DL	Unit	D	Prepared	Analyzed	Dil Fac
Acenaphthene	0.095	U	0.19	0.095	ug/L		02/02/12 07:24	02/09/12 11:20	1
Acenaphthylene	0.095	U	0.19	0.095	ug/L		02/02/12 07:24	02/09/12 11:20	1
Anthracene	0.095	U	0.19	0.095	ug/L		02/02/12 07:24	02/09/12 11:20	1

Client: Environmental Quality Mgt., Inc.
Project/Site: RVAAP (OH)

TestAmerica Job ID: 240-8137-1

Client Sample ID: FWGLL12MW-245C-1872-GW
Date Collected: 01/31/12 10:15
Date Received: 01/31/12 19:05

Lab Sample ID: 240-8137-3
Matrix: Water

Method: 8270C/DoD - Semivolatile Organic Compounds (GC/MS) (Continued)

Analyte	Result	Qualifier	LOQ	DL	Unit	D	Prepared	Analyzed	Dil Fac
Benzo[a]anthracene	0.095	U	0.19	0.095	ug/L		02/02/12 07:24	02/09/12 11:20	1
Benzo[b]fluoranthene	0.095	U	0.19	0.095	ug/L		02/02/12 07:24	02/09/12 11:20	1
Benzo[k]fluoranthene	0.095	U	0.19	0.095	ug/L		02/02/12 07:24	02/09/12 11:20	1
Benzo[g,h,i]perylene	0.095	U	0.19	0.095	ug/L		02/02/12 07:24	02/09/12 11:20	1
Benzo[a]pyrene	0.095	U	0.19	0.095	ug/L		02/02/12 07:24	02/09/12 11:20	1
Butyl benzyl phthalate	0.76	U	0.95	0.76	ug/L		02/02/12 07:24	02/09/12 11:20	1
Bis(2-ethylhexyl) phthalate	0.76	U	1.9	0.76	ug/L		02/02/12 07:24	02/09/12 11:20	1
4-Chloro-3-methylphenol	0.76	U	1.9	0.76	ug/L		02/02/12 07:24	02/09/12 11:20	1
2-Chlorophenol	0.76	U	0.95	0.28	ug/L		02/02/12 07:24	02/09/12 11:20	1
Chrysene	0.095	U	0.19	0.095	ug/L		02/02/12 07:24	02/09/12 11:20	1
3 & 4 Methylphenol	0.76	U	1.9	0.76	ug/L		02/02/12 07:24	02/09/12 11:20	1
Dibenz(a,h)anthracene	0.095	U	0.19	0.095	ug/L		02/02/12 07:24	02/09/12 11:20	1
2,4-Dichlorophenol	0.76	U	1.9	0.76	ug/L		02/02/12 07:24	02/09/12 11:20	1
Diethyl phthalate	0.76	U	0.95	0.57	ug/L		02/02/12 07:24	02/09/12 11:20	1
2,4-Dimethylphenol	0.76	U	1.9	0.76	ug/L		02/02/12 07:24	02/09/12 11:20	1
Dimethyl phthalate	0.76	U	0.95	0.28	ug/L		02/02/12 07:24	02/09/12 11:20	1
4,6-Dinitro-2-methylphenol	2.3	U	4.8	2.3	ug/L		02/02/12 07:24	02/09/12 11:20	1
2,4-Dinitrophenol	2.3	U	4.8	2.3	ug/L		02/02/12 07:24	02/09/12 11:20	1
2,4-Dinitrotoluene	0.76	U	4.8	0.26	ug/L		02/02/12 07:24	02/09/12 11:20	1
Di-n-butyl phthalate	0.76	U	0.95	0.64	ug/L		02/02/12 07:24	02/09/12 11:20	1
Di-n-octyl phthalate	0.76	U	0.95	0.76	ug/L		02/02/12 07:24	02/09/12 11:20	1
Fluoranthene	0.095	U	0.19	0.095	ug/L		02/02/12 07:24	02/09/12 11:20	1
Fluorene	0.095	U	0.19	0.095	ug/L		02/02/12 07:24	02/09/12 11:20	1
Indeno[1,2,3-cd]pyrene	0.095	U	0.19	0.095	ug/L		02/02/12 07:24	02/09/12 11:20	1
2-Methylphenol	0.76	U	0.95	0.76	ug/L		02/02/12 07:24	02/09/12 11:20	1
Naphthalene	0.095	U	0.19	0.095	ug/L		02/02/12 07:24	02/09/12 11:20	1
Nitrobenzene	0.095	U	0.95	0.038	ug/L		02/02/12 07:24	02/09/12 11:20	1
2-Nitrophenol	0.76	U	1.9	0.27	ug/L		02/02/12 07:24	02/09/12 11:20	1
4-Nitrophenol	2.3	U	4.8	2.3	ug/L		02/02/12 07:24	02/09/12 11:20	1
Pentachlorophenol	2.3	U	4.8	2.3	ug/L		02/02/12 07:24	02/09/12 11:20	1
Phenanthrene	0.095	U	0.19	0.095	ug/L		02/02/12 07:24	02/09/12 11:20	1
Phenol	0.76	U	0.95	0.57	ug/L		02/02/12 07:24	02/09/12 11:20	1
Pyrene	0.095	U	0.19	0.095	ug/L		02/02/12 07:24	02/09/12 11:20	1
2,4,5-Trichlorophenol	0.76	U	4.8	0.29	ug/L		02/02/12 07:24	02/09/12 11:20	1
2,4,6-Trichlorophenol	0.76	U	4.8	0.76	ug/L		02/02/12 07:24	02/09/12 11:20	1
2,6-Dinitrotoluene	0.76	U	4.8	0.76	ug/L		02/02/12 07:24	02/09/12 11:20	1

Surrogate	*%Recovery*	*Qualifier*	*Limits*	*Prepared*	*Analyzed*	*Dil Fac*
2-Fluorobiphenyl (Surr)	*63*		*50 - 110*	*02/02/12 07:24*	*02/09/12 11:20*	*1*
2-Fluorophenol (Surr)	*67*		*20 - 110*	*02/02/12 07:24*	*02/09/12 11:20*	*1*
2,4,6-Tribromophenol (Surr)	*75*		*40 - 125*	*02/02/12 07:24*	*02/09/12 11:20*	*1*
Nitrobenzene-d5 (Surr)	*72*		*40 - 110*	*02/02/12 07:24*	*02/09/12 11:20*	*1*
Phenol-d5 (Surr)	*75*		*10 - 115*	*02/02/12 07:24*	*02/09/12 11:20*	*1*
Terphenyl-d14 (Surr)	*81*		*50 - 135*	*02/02/12 07:24*	*02/09/12 11:20*	*1*

Method: 8081/DOD - Organochlorine Pesticides (GC)

Analyte	Result	Qualifier	LOQ	DL	Unit	D	Prepared	Analyzed	Dil Fac
4,4'-DDD	0.0095	U	0.048	0.0091	ug/L		02/03/12 08:05	02/05/12 01:44	1
4,4'-DDE	0.0095	U	0.048	0.0092	ug/L		02/03/12 08:05	02/05/12 01:44	1
4,4'-DDT	0.029	U	0.048	0.015	ug/L		02/03/12 08:05	02/05/12 01:44	1
Aldrin	0.0095	U	0.029	0.0078	ug/L		02/03/12 08:05	02/05/12 01:44	1

Client Sample ID: FWGLL12MW-245C-1872-GW
Date Collected: 01/31/12 10:15
Date Received: 01/31/12 19:05

Lab Sample ID: 240-8137-3
Matrix: Water

Method: 8081/DOD - Organochlorine Pesticides (GC) (Continued)

Analyte	Result	Qualifier	LOQ	DL	Unit	D	Prepared	Analyzed	Dil Fac
alpha-BHC	0.0095	U	0.029	0.0067	ug/L		02/03/12 08:05	02/05/12 01:44	1
alpha-Chlordane	0.013	U	0.048	0.013	ug/L		02/03/12 08:05	02/05/12 01:44	1
beta-BHC	0.0095	U	0.048	0.0080	ug/L		02/03/12 08:05	02/05/12 01:44	1
delta-BHC	0.0095	U	0.048	0.0083	ug/L		02/03/12 08:05	02/05/12 01:44	1
Dieldrin	0.0095	U	0.029	0.0071	ug/L		02/03/12 08:05	02/05/12 01:44	1
Endosulfan I	0.012	U	0.048	0.012	ug/L		02/03/12 08:05	02/05/12 01:44	1
Endosulfan II	0.011	U	0.048	0.011	ug/L		02/03/12 08:05	02/05/12 01:44	1
Endosulfan sulfate	0.010	U	0.048	0.010	ug/L		02/03/12 08:05	02/05/12 01:44	1
Endrin	0.010	U	0.048	0.010	ug/L		02/03/12 08:05	02/05/12 01:44	1
Endrin aldehyde	0.010	U	0.048	0.010	ug/L		02/03/12 08:05	02/05/12 01:44	1
Endrin ketone	0.0095	U	0.048	0.0074	ug/L		02/03/12 08:05	02/05/12 01:44	1
gamma-BHC (Lindane)	0.0095	U	0.048	0.0061	ug/L		02/03/12 08:05	02/05/12 01:44	1
gamma-Chlordane	0.011	U	0.048	0.011	ug/L		02/03/12 08:05	02/05/12 01:44	1
Heptachlor	0.0095	U	0.029	0.0076	ug/L		02/03/12 08:05	02/05/12 01:44	1
Heptachlor epoxide	0.0095	U	0.029	0.0068	ug/L		02/03/12 08:05	02/05/12 01:44	1
Methoxychlor	0.030	U	0.095	0.030	ug/L		02/03/12 08:05	02/05/12 01:44	1
Toxaphene	0.48	U	1.9	0.30	ug/L		02/03/12 08:05	02/05/12 01:44	1

Surrogate	*%Recovery*	*Qualifier*	*Limits*	*Prepared*	*Analyzed*	*Dil Fac*
DCB Decachlorobiphenyl	*45*		*30 - 135*	*02/03/12 08:05*	*02/05/12 01:44*	*1*
DCB Decachlorobiphenyl	*43*		*30 - 135*	*02/03/12 08:05*	*02/05/12 01:44*	*1*
Tetrachloro-m-xylene	*79*		*25 - 140*	*02/03/12 08:05*	*02/05/12 01:44*	*1*
Tetrachloro-m-xylene	*76*		*25 - 140*	*02/03/12 08:05*	*02/05/12 01:44*	*1*

Method: 8082/DOD - Polychlorinated Biphenyls (PCBs) by Gas Chromatography

Analyte	Result	Qualifier	LOQ	DL	Unit	D	Prepared	Analyzed	Dil Fac
Aroclor-1016	0.19	U	0.48	0.16	ug/L		02/03/12 08:09	02/04/12 16:34	1
Aroclor-1221	0.19	U	0.48	0.12	ug/L		02/03/12 08:09	02/04/12 16:34	1
Aroclor-1232	0.19	U	0.48	0.15	ug/L		02/03/12 08:09	02/04/12 16:34	1
Aroclor-1242	0.38	U	0.48	0.21	ug/L		02/03/12 08:09	02/04/12 16:34	1
Aroclor-1248	0.19	U	0.48	0.095	ug/L		02/03/12 08:09	02/04/12 16:34	1
Aroclor-1254	0.19	U	0.48	0.15	ug/L		02/03/12 08:09	02/04/12 16:34	1
Aroclor-1260	0.19	U	0.48	0.16	ug/L		02/03/12 08:09	02/04/12 16:34	1

Surrogate	*%Recovery*	*Qualifier*	*Limits*	*Prepared*	*Analyzed*	*Dil Fac*
Tetrachloro-m-xylene	*66*		*40 - 140*	*02/03/12 08:09*	*02/04/12 16:34*	*1*
Tetrachloro-m-xylene	*71*		*40 - 140*	*02/03/12 08:09*	*02/04/12 16:34*	*1*
DCB Decachlorobiphenyl	*42*		*40 - 135*	*02/03/12 08:09*	*02/04/12 16:34*	*1*
DCB Decachlorobiphenyl	*42*		*40 - 135*	*02/03/12 08:09*	*02/04/12 16:34*	*1*

Method: 8330 (Modified) - Organic Compounds by UV/HPLC - Dissolved

Analyte	Result	Qualifier	LOQ	DL	Unit	D	Prepared	Analyzed	Dil Fac
Nitroguanidine	6.0 U		20	2.4	ug/L		02/11/12 08:10	02/14/12 13:07	1

Method: 8330/8330A - Nitroaromatics & Nitramines: Explosives (8330/A)

Analyte	Result	Qualifier	LOQ	DL	Unit	D	Prepared	Analyzed	Dil Fac
Nitroglycerin	0.49 U		0.64	0.32	ug/L		02/07/12 07:55	02/10/12 00:15	0.98
PETN	0.49 U		0.64	0.29	ug/L		02/07/12 07:55	02/10/12 00:15	0.98
2-Amino-4,6-dinitrotoluene	0.098 U		0.20	0.098	ug/L		02/07/12 07:55	02/10/12 00:15	0.98
4-Amino-2,6-dinitrotoluene	0.049 U		0.098	0.049	ug/L		02/07/12 07:55	02/10/12 00:15	0.98
1,3-Dinitrobenzene	0.049 U		0.098	0.049	ug/L		02/07/12 07:55	02/10/12 00:15	0.98
2,4-Dinitrotoluene	0.049 U		0.098	0.049	ug/L		02/07/12 07:55	02/10/12 00:15	0.98

Client: Environmental Quality Mgt., Inc.
Project/Site: RVAAP (OH)

TestAmerica Job ID: 240-8137-1

Client Sample ID: FWGLL12MW-245C-1872-GW
Date Collected: 01/31/12 10:15
Date Received: 01/31/12 19:05

Lab Sample ID: 240-8137-3
Matrix: Water

Method: 8330/8330A - Nitroaromatics & Nitramines: Explosives (8330/A) (Continued)

Analyte	Result	Qualifier	LOQ	DL	Unit	D	Prepared	Analyzed	Dil Fac
2,6-Dinitrotoluene	0.049 U		0.098	0.049	ug/L		02/07/12 07:55	02/10/12 00:15	0.98
HMX	0.049 U		0.098	0.035	ug/L		02/07/12 07:55	02/10/12 00:15	0.98
Nitrobenzene	0.049 U		0.098	0.049	ug/L		02/07/12 07:55	02/10/12 00:15	0.98
2-Nitrotoluene	0.098 U		0.49	0.086	ug/L		02/07/12 07:55	02/10/12 00:15	0.98
3-Nitrotoluene	0.098 U		0.49	0.056	ug/L		02/07/12 07:55	02/10/12 00:15	0.98
4-Nitrotoluene	0.098 U		0.64	0.086	ug/L		02/07/12 07:55	02/10/12 00:15	0.98
RDX	0.049 U		0.098	0.035	ug/L		02/07/12 07:55	02/10/12 00:15	0.98
Tetryl	0.049 U		0.098	0.049	ug/L		02/07/12 07:55	02/10/12 00:15	0.98
1,3,5-Trinitrobenzene	0.049 U		0.098	0.029	ug/L		02/07/12 07:55	02/10/12 00:15	0.98
2,4,6-Trinitrotoluene	0.049 U		0.098	0.049	ug/L		02/07/12 07:55	02/10/12 00:15	0.98

Surrogate	*%Recovery*	*Qualifier*	*Limits*	*Prepared*	*Analyzed*	*Dil Fac*
3,4-Dinitrotoluene	*94*		*79 - 111*	*02/07/12 07:55*	*02/10/12 00:15*	*0.98*

General Chemistry

Analyte	Result	Qualifier	LOQ	DL	Unit	D	Prepared	Analyzed	Dil Fac
Nitrate-Nitrite	**0.074**		0.050	0.0053	mg/L		02/15/12 00:00	02/15/12 11:22	1
Nitrocellulose	1.0 U		2.0	0.48	mg/L		02/13/12 08:45	02/15/12 12:10	1

Client: Environmental Quality Mgt., Inc.
Project/Site: RVAAP (OH)

TestAmerica Job ID: 240-8137-1

Client Sample ID: FWGLL12MW-245C-1872-GF
Date Collected: 01/31/12 10:15
Date Received: 01/31/12 19:05

Lab Sample ID: 240-8137-4
Matrix: Water

Method: 6010B/DOD - Metals (ICP) - Total Recoverable

Analyte	Result	Qualifier	LOQ	DL	Unit	D	Prepared	Analyzed	Dil Fac
Arsenic	10	U	10	3.3	ug/L		02/08/12 09:22	02/09/12 11:47	1
Chromium	4.0	U	7.0	1.4	ug/L		02/08/12 09:22	02/09/12 11:47	1
Cobalt	4.0	U	7.0	1.5	ug/L		02/08/12 09:22	02/09/12 11:47	1
Lead	5.0	U	10	1.7	ug/L		02/08/12 09:22	02/09/12 11:47	1
Selenium	10	U	15	4.0	ug/L		02/08/12 09:22	02/09/12 11:47	1
Silver	5.0	U	7.0	1.7	ug/L		02/08/12 09:22	02/09/12 11:47	1
Vanadium	4.0	U	7.0	1.3	ug/L		02/08/12 09:22	02/09/12 11:47	1
Barium	**29**	**J**	200	2.8	ug/L		02/08/12 09:22	02/09/12 11:47	1
Calcium	**150000**		5000	630	ug/L		02/08/12 09:22	02/09/12 11:47	1
Copper	10	U	25	4.4	ug/L		02/08/12 09:22	02/09/12 11:47	1
Magnesium	**71000**		5000	120	ug/L		02/08/12 09:22	02/09/12 11:47	1
Manganese	**110**		15	1.8	ug/L		02/08/12 09:22	02/09/12 11:47	1
Nickel	5.0	U	40	2.2	ug/L		02/08/12 09:22	02/09/12 11:47	1
Potassium	**4000**	**J**	5000	300	ug/L		02/08/12 09:22	02/09/12 11:47	1

Method: 6020/DOD - Metals (ICP/MS) - Total Recoverable

Analyte	Result	Qualifier	LOQ	DL	Unit	D	Prepared	Analyzed	Dil Fac
Aluminum	60	U	60	20	ug/L		02/08/12 09:22	02/10/12 12:16	1
Antimony	0.50	U	2.0	0.21	ug/L		02/08/12 09:22	02/10/12 12:16	1
Beryllium	0.10	U	1.0	0.033	ug/L		02/08/12 09:22	02/10/12 12:16	1
Cadmium	**0.033**	**J**	2.0	0.023	ug/L		02/08/12 09:22	02/10/12 12:16	1
Iron	100	U	150	44	ug/L		02/08/12 09:22	02/10/12 12:16	1
Sodium	**22000**		1000	160	ug/L		02/08/12 09:22	02/10/12 12:16	1
Thallium	1.0	U	2.0	0.32	ug/L		02/08/12 09:22	02/10/12 12:16	1
Zinc	20	U	40	8.8	ug/L		02/08/12 09:22	02/10/12 12:16	1

Method: 7470A/DOD - Mercury (CVAA)

Analyte	Result	Qualifier	LOQ	DL	Unit	D	Prepared	Analyzed	Dil Fac
Hg	0.20	U	0.20	0.12	ug/L		02/06/12 13:15	02/08/12 13:35	1

Client Sample ID: FWGLL12MW-DUP2-1891-GW
Date Collected: 01/31/12 11:05
Date Received: 01/31/12 19:05

Lab Sample ID: 240-8137-5
Matrix: Water

Method: 8260B/DoD - Volatile Organic Compounds (GC/MS)

Analyte	Result	Qualifier	LOQ	DL	Unit	D	Prepared	Analyzed	Dil Fac
1,1,1-Trichloroethane	0.25	U	1.0	0.22	ug/L			02/03/12 14:17	1
1,1,2,2-Tetrachloroethane	0.25	U	1.0	0.18	ug/L			02/03/12 14:17	1
1,1,2-Trichloroethane	0.50	U	1.0	0.27	ug/L			02/03/12 14:17	1
1,1-Dichloroethane	0.25	U	1.0	0.15	ug/L			02/03/12 14:17	1
1,1-Dichloroethene	0.25	U	1.0	0.19	ug/L			02/03/12 14:17	1
1,2-Dichloroethane	0.25	U	1.0	0.22	ug/L			02/03/12 14:17	1
1,2-Dichloroethene, Total	0.50	U	2.0	0.34	ug/L			02/03/12 14:17	1
1,2-Dichloropropane	0.25	U	1.0	0.18	ug/L			02/03/12 14:17	1
2-Hexanone	0.50	U	10	0.41	ug/L			02/03/12 14:17	1
Bromochloromethane	0.50	U	1.0	0.29	ug/L			02/03/12 14:17	1
Acetone	1.1	U	10	1.1	ug/L			02/03/12 14:17	1
Benzene	0.25	U	1.0	0.13	ug/L			02/03/12 14:17	1
Bromoform	0.64	U	1.0	0.64	ug/L			02/03/12 14:17	1
Bromomethane	0.50	U	1.0	0.41	ug/L			02/03/12 14:17	1
Carbon disulfide	0.25	U	1.0	0.13	ug/L			02/03/12 14:17	1
Carbon tetrachloride	0.25	U	1.0	0.13	ug/L			02/03/12 14:17	1
Chlorobenzene	0.25	U	1.0	0.15	ug/L			02/03/12 14:17	1
Chloroethane	0.50	U	1.0	0.29	ug/L			02/03/12 14:17	1
Chloroform	0.25	U	1.0	0.16	ug/L			02/03/12 14:17	1
Chloromethane	0.50	U	1.0	0.30	ug/L			02/03/12 14:17	1
cis-1,2-Dichloroethene	0.25	U	1.0	0.17	ug/L			02/03/12 14:17	1
cis-1,3-Dichloropropene	0.25	U	1.0	0.14	ug/L			02/03/12 14:17	1
Bromodichloromethane	0.25	U	1.0	0.15	ug/L			02/03/12 14:17	1
Ethylbenzene	0.25	U	1.0	0.17	ug/L			02/03/12 14:17	1
1,2-Dibromoethane	0.25	U	1.0	0.24	ug/L			02/03/12 14:17	1
m-Xylene & p-Xylene	0.50	U	2.0	0.24	ug/L			02/03/12 14:17	1
2-Butanone (MEK)	0.57	U	10	0.57	ug/L			02/03/12 14:17	1
4-Methyl-2-pentanone (MIBK)	0.50	U	10	0.32	ug/L			02/03/12 14:17	1
Methylene Chloride	0.50	U	1.0	0.33	ug/L			02/03/12 14:17	1
o-Xylene	0.25	U	1.0	0.14	ug/L			02/03/12 14:17	1
Styrene	0.25	U	1.0	0.11	ug/L			02/03/12 14:17	1
Tetrachloroethene	0.50	U	1.0	0.29	ug/L			02/03/12 14:17	1
Toluene	0.25	U	1.0	0.13	ug/L			02/03/12 14:17	1
trans-1,2-Dichloroethene	0.25	U	1.0	0.19	ug/L			02/03/12 14:17	1
trans-1,3-Dichloropropene	0.25	U	1.0	0.19	ug/L			02/03/12 14:17	1
Trichloroethene	0.25	U	1.0	0.17	ug/L			02/03/12 14:17	1
Vinyl chloride	0.25	U	1.0	0.22	ug/L			02/03/12 14:17	1
Xylenes, Total	0.75	U	2.0	0.28	ug/L			02/03/12 14:17	1
Dibromochloromethane	0.25	U	1.0	0.18	ug/L			02/03/12 14:17	1

Surrogate	*%Recovery*	*Qualifier*	*Limits*	*Prepared*	*Analyzed*	*Dil Fac*
1,2-Dichloroethane-d4 (Surr)	*97*		*70 - 120*		*02/03/12 14:17*	*1*
4-Bromofluorobenzene (Surr)	*86*		*75 - 120*		*02/03/12 14:17*	*1*
Toluene-d8 (Surr)	*97*		*85 - 120*		*02/03/12 14:17*	*1*
Dibromofluoromethane (Surr)	*100*		*85 - 115*		*02/03/12 14:17*	*1*

Method: 8270C/DoD - Semivolatile Organic Compounds (GC/MS)

Analyte	Result	Qualifier	LOQ	DL	Unit	D	Prepared	Analyzed	Dil Fac
Acenaphthene	0.095	U	0.19	0.095	ug/L		02/02/12 07:24	02/16/12 14:39	1
Acenaphthylene	0.095	U	0.19	0.095	ug/L		02/02/12 07:24	02/16/12 14:39	1
Anthracene	0.095	U	0.19	0.095	ug/L		02/02/12 07:24	02/16/12 14:39	1

Client: Environmental Quality Mgt., Inc.
Project/Site: RVAAP (OH)

TestAmerica Job ID: 240-8137-1

Client Sample ID: FWGLL12MW-DUP2-1891-GW
Date Collected: 01/31/12 11:05
Date Received: 01/31/12 19:05

Lab Sample ID: 240-8137-5
Matrix: Water

Method: 8270C/DoD - Semivolatile Organic Compounds (GC/MS) (Continued)

Analyte	Result	Qualifier	LOQ	DL	Unit	D	Prepared	Analyzed	Dil Fac
Benzo[a]anthracene	0.095	U	0.19	0.095	ug/L		02/02/12 07:24	02/16/12 14:39	1
Benzo[b]fluoranthene	0.095	U	0.19	0.095	ug/L		02/02/12 07:24	02/16/12 14:39	1
Benzo[k]fluoranthene	0.095	U	0.19	0.095	ug/L		02/02/12 07:24	02/16/12 14:39	1
Benzo[g,h,i]perylene	0.095	U	0.19	0.095	ug/L		02/02/12 07:24	02/16/12 14:39	1
Benzo[a]pyrene	0.095	U	0.19	0.095	ug/L		02/02/12 07:24	02/16/12 14:39	1
Butyl benzyl phthalate	0.76	U	0.95	0.76	ug/L		02/02/12 07:24	02/16/12 14:39	1
Bis(2-ethylhexyl) phthalate	**0.94**	**J**	1.9	0.76	ug/L		02/02/12 07:24	02/16/12 14:39	1
4-Chloro-3-methylphenol	0.76	U	1.9	0.76	ug/L		02/02/12 07:24	02/16/12 14:39	1
2-Chlorophenol	0.76	U	0.95	0.28	ug/L		02/02/12 07:24	02/16/12 14:39	1
Chrysene	0.095	U	0.19	0.095	ug/L		02/02/12 07:24	02/16/12 14:39	1
3 & 4 Methylphenol	0.76	U	1.9	0.76	ug/L		02/02/12 07:24	02/16/12 14:39	1
Dibenz(a,h)anthracene	0.095	U	0.19	0.095	ug/L		02/02/12 07:24	02/16/12 14:39	1
2,4-Dichlorophenol	0.76	U	1.9	0.76	ug/L		02/02/12 07:24	02/16/12 14:39	1
Diethyl phthalate	0.76	U	0.95	0.57	ug/L		02/02/12 07:24	02/16/12 14:39	1
2,4-Dimethylphenol	0.76	U	1.9	0.76	ug/L		02/02/12 07:24	02/16/12 14:39	1
Dimethyl phthalate	0.76	U	0.95	0.28	ug/L		02/02/12 07:24	02/16/12 14:39	1
4,6-Dinitro-2-methylphenol	2.3	U	4.8	2.3	ug/L		02/02/12 07:24	02/16/12 14:39	1
2,4-Dinitrophenol	2.3	U	4.8	2.3	ug/L		02/02/12 07:24	02/16/12 14:39	1
2,4-Dinitrotoluene	0.76	U	4.8	0.26	ug/L		02/02/12 07:24	02/16/12 14:39	1
Di-n-butyl phthalate	0.76	U	0.95	0.64	ug/L		02/02/12 07:24	02/16/12 14:39	1
Di-n-octyl phthalate	0.76	U	0.95	0.76	ug/L		02/02/12 07:24	02/16/12 14:39	1
Fluoranthene	0.095	U	0.19	0.095	ug/L		02/02/12 07:24	02/16/12 14:39	1
Fluorene	0.095	U	0.19	0.095	ug/L		02/02/12 07:24	02/16/12 14:39	1
Indeno[1,2,3-cd]pyrene	0.095	U	0.19	0.095	ug/L		02/02/12 07:24	02/16/12 14:39	1
2-Methylphenol	0.76	U	0.95	0.76	ug/L		02/02/12 07:24	02/16/12 14:39	1
Naphthalene	0.095	U	0.19	0.095	ug/L		02/02/12 07:24	02/16/12 14:39	1
Nitrobenzene	0.095	U	0.95	0.038	ug/L		02/02/12 07:24	02/16/12 14:39	1
2-Nitrophenol	0.76	U	1.9	0.27	ug/L		02/02/12 07:24	02/16/12 14:39	1
4-Nitrophenol	2.3	U	4.8	2.3	ug/L		02/02/12 07:24	02/16/12 14:39	1
Pentachlorophenol	2.3	U	4.8	2.3	ug/L		02/02/12 07:24	02/16/12 14:39	1
Phenanthrene	0.095	U	0.19	0.095	ug/L		02/02/12 07:24	02/16/12 14:39	1
Phenol	0.76	U	0.95	0.57	ug/L		02/02/12 07:24	02/16/12 14:39	1
Pyrene	0.095	U	0.19	0.095	ug/L		02/02/12 07:24	02/16/12 14:39	1
2,4,5-Trichlorophenol	0.76	U	4.8	0.29	ug/L		02/02/12 07:24	02/16/12 14:39	1
2,4,6-Trichlorophenol	0.76	U	4.8	0.76	ug/L		02/02/12 07:24	02/16/12 14:39	1
2,6-Dinitrotoluene	0.76	U	4.8	0.76	ug/L		02/02/12 07:24	02/16/12 14:39	1

Surrogate	*%Recovery*	*Qualifier*	*Limits*	*Prepared*	*Analyzed*	*Dil Fac*
2-Fluorobiphenyl (Surr)	*75*		*50 - 110*	*02/02/12 07:24*	*02/16/12 14:39*	*1*
2-Fluorophenol (Surr)	*76*		*20 - 110*	*02/02/12 07:24*	*02/16/12 14:39*	*1*
2,4,6-Tribromophenol (Surr)	*94*		*40 - 125*	*02/02/12 07:24*	*02/16/12 14:39*	*1*
Nitrobenzene-d5 (Surr)	*76*		*40 - 110*	*02/02/12 07:24*	*02/16/12 14:39*	*1*
Phenol-d5 (Surr)	*85*		*10 - 115*	*02/02/12 07:24*	*02/16/12 14:39*	*1*
Terphenyl-d14 (Surr)	*84*		*50 - 135*	*02/02/12 07:24*	*02/16/12 14:39*	*1*

Method: 8081/DOD - Organochlorine Pesticides (GC)

Analyte	Result	Qualifier	LOQ	DL	Unit	D	Prepared	Analyzed	Dil Fac
4,4'-DDD	0.0095	U	0.048	0.0091	ug/L		02/03/12 08:05	02/05/12 02:08	1
4,4'-DDE	0.0095	U	0.048	0.0092	ug/L		02/03/12 08:05	02/05/12 02:08	1
4,4'-DDT	0.029	U	0.048	0.015	ug/L		02/03/12 08:05	02/05/12 02:08	1
Aldrin	0.0095	U	0.029	0.0078	ug/L		02/03/12 08:05	02/05/12 02:08	1

Client Sample ID: FWGLL12MW-DUP2-1891-GW
Date Collected: 01/31/12 11:05
Date Received: 01/31/12 19:05

Lab Sample ID: 240-8137-5
Matrix: Water

Method: 8081/DOD - Organochlorine Pesticides (GC) (Continued)

Analyte	Result	Qualifier	LOQ	DL	Unit	D	Prepared	Analyzed	Dil Fac
alpha-BHC	0.0095	U	0.029	0.0067	ug/L		02/03/12 08:05	02/05/12 02:08	1
alpha-Chlordane	0.013	U	0.048	0.013	ug/L		02/03/12 08:05	02/05/12 02:08	1
beta-BHC	0.0095	U	0.048	0.0080	ug/L		02/03/12 08:05	02/05/12 02:08	1
delta-BHC	0.0095	U	0.048	0.0083	ug/L		02/03/12 08:05	02/05/12 02:08	1
Dieldrin	0.0095	U	0.029	0.0071	ug/L		02/03/12 08:05	02/05/12 02:08	1
Endosulfan I	0.012	U	0.048	0.012	ug/L		02/03/12 08:05	02/05/12 02:08	1
Endosulfan II	0.011	U	0.048	0.011	ug/L		02/03/12 08:05	02/05/12 02:08	1
Endosulfan sulfate	0.010	U	0.048	0.010	ug/L		02/03/12 08:05	02/05/12 02:08	1
Endrin	0.010	U	0.048	0.010	ug/L		02/03/12 08:05	02/05/12 02:08	1
Endrin aldehyde	0.010	U	0.048	0.010	ug/L		02/03/12 08:05	02/05/12 02:08	1
Endrin ketone	0.0095	U	0.048	0.0074	ug/L		02/03/12 08:05	02/05/12 02:08	1
gamma-BHC (Lindane)	0.0095	U	0.048	0.0061	ug/L		02/03/12 08:05	02/05/12 02:08	1
gamma-Chlordane	0.011	U	0.048	0.011	ug/L		02/03/12 08:05	02/05/12 02:08	1
Heptachlor	0.0095	U	0.029	0.0076	ug/L		02/03/12 08:05	02/05/12 02:08	1
Heptachlor epoxide	0.0095	U	0.029	0.0068	ug/L		02/03/12 08:05	02/05/12 02:08	1
Methoxychlor	0.030	U	0.095	0.030	ug/L		02/03/12 08:05	02/05/12 02:08	1
Toxaphene	0.48	U	1.9	0.30	ug/L		02/03/12 08:05	02/05/12 02:08	1

Surrogate	*%Recovery*	*Qualifier*	*Limits*	*Prepared*	*Analyzed*	*Dil Fac*
DCB Decachlorobiphenyl	*53*		*30 - 135*	*02/03/12 08:05*	*02/05/12 02:08*	*1*
DCB Decachlorobiphenyl	*50*		*30 - 135*	*02/03/12 08:05*	*02/05/12 02:08*	*1*
Tetrachloro-m-xylene	*86*		*25 - 140*	*02/03/12 08:05*	*02/05/12 02:08*	*1*
Tetrachloro-m-xylene	*83*		*25 - 140*	*02/03/12 08:05*	*02/05/12 02:08*	*1*

Method: 8082/DOD - Polychlorinated Biphenyls (PCBs) by Gas Chromatography

Analyte	Result	Qualifier	LOQ	DL	Unit	D	Prepared	Analyzed	Dil Fac
Aroclor-1016	0.19	U	0.48	0.16	ug/L		02/03/12 08:09	02/04/12 16:48	1
Aroclor-1221	0.19	U	0.48	0.12	ug/L		02/03/12 08:09	02/04/12 16:48	1
Aroclor-1232	0.19	U	0.48	0.15	ug/L		02/03/12 08:09	02/04/12 16:48	1
Aroclor-1242	0.38	U	0.48	0.21	ug/L		02/03/12 08:09	02/04/12 16:48	1
Aroclor-1248	0.19	U	0.48	0.095	ug/L		02/03/12 08:09	02/04/12 16:48	1
Aroclor-1254	0.19	U	0.48	0.15	ug/L		02/03/12 08:09	02/04/12 16:48	1
Aroclor-1260	0.19	U	0.48	0.16	ug/L		02/03/12 08:09	02/04/12 16:48	1

Surrogate	*%Recovery*	*Qualifier*	*Limits*	*Prepared*	*Analyzed*	*Dil Fac*
Tetrachloro-m-xylene	*67*		*40 - 140*	*02/03/12 08:09*	*02/04/12 16:48*	*1*
Tetrachloro-m-xylene	*70*		*40 - 140*	*02/03/12 08:09*	*02/04/12 16:48*	*1*
DCB Decachlorobiphenyl	*47*		*40 - 135*	*02/03/12 08:09*	*02/04/12 16:48*	*1*
DCB Decachlorobiphenyl	*47*		*40 - 135*	*02/03/12 08:09*	*02/04/12 16:48*	*1*

Method: 8330 (Modified) - Organic Compounds by UV/HPLC - Dissolved

Analyte	Result	Qualifier	LOQ	DL	Unit	D	Prepared	Analyzed	Dil Fac
Nitroguanidine	6.0 U		20	2.4	ug/L		02/11/12 08:10	02/14/12 13:21	1

Method: 8330/8330A - Nitroaromatics & Nitramines: Explosives (8330/A)

Analyte	Result	Qualifier	LOQ	DL	Unit	D	Prepared	Analyzed	Dil Fac
Nitroglycerin	0.50 U		0.64	0.33	ug/L		02/07/12 07:55	02/10/12 00:55	0.99
PETN	0.50 U		0.64	0.30	ug/L		02/07/12 07:55	02/10/12 00:55	0.99
2-Amino-4,6-dinitrotoluene	0.099 U		0.20	0.099	ug/L		02/07/12 07:55	02/10/12 00:55	0.99
4-Amino-2,6-dinitrotoluene	0.050 U		0.099	0.050	ug/L		02/07/12 07:55	02/10/12 00:55	0.99
1,3-Dinitrobenzene	0.050 U		0.099	0.050	ug/L		02/07/12 07:55	02/10/12 00:55	0.99
2,4-Dinitrotoluene	0.050 U		0.099	0.050	ug/L		02/07/12 07:55	02/10/12 00:55	0.99

Client: Environmental Quality Mgt., Inc.
Project/Site: RVAAP (OH)

TestAmerica Job ID: 240-8137-1

Client Sample ID: FWGLL12MW-DUP2-1891-GW — **Lab Sample ID: 240-8137-5**
Date Collected: 01/31/12 11:05 — **Matrix: Water**
Date Received: 01/31/12 19:05

Method: 8330/8330A - Nitroaromatics & Nitramines: Explosives (8330/A) (Continued)

Analyte	Result	Qualifier	LOQ	DL	Unit	D	Prepared	Analyzed	Dil Fac
2,6-Dinitrotoluene	0.050 U		0.099	0.050	ug/L		02/07/12 07:55	02/10/12 00:55	0.99
HMX	0.050 U		0.099	0.036	ug/L		02/07/12 07:55	02/10/12 00:55	0.99
Nitrobenzene	0.050 U		0.099	0.050	ug/L		02/07/12 07:55	02/10/12 00:55	0.99
2-Nitrotoluene	0.099 U		0.50	0.087	ug/L		02/07/12 07:55	02/10/12 00:55	0.99
3-Nitrotoluene	0.099 U		0.50	0.056	ug/L		02/07/12 07:55	02/10/12 00:55	0.99
4-Nitrotoluene	0.099 U		0.64	0.087	ug/L		02/07/12 07:55	02/10/12 00:55	0.99
RDX	0.050 U		0.099	0.036	ug/L		02/07/12 07:55	02/10/12 00:55	0.99
Tetryl	0.050 U		0.099	0.050	ug/L		02/07/12 07:55	02/10/12 00:55	0.99
1,3,5-Trinitrobenzene	0.050 U		0.099	0.030	ug/L		02/07/12 07:55	02/10/12 00:55	0.99
2,4,6-Trinitrotoluene	0.050 U		0.099	0.050	ug/L		02/07/12 07:55	02/10/12 00:55	0.99

Surrogate	*%Recovery*	*Qualifier*	*Limits*	*Prepared*	*Analyzed*	*Dil Fac*
3,4-Dinitrotoluene	*94*		*79 - 111*	*02/07/12 07:55*	*02/10/12 00:55*	*0.99*

General Chemistry

Analyte	Result	Qualifier	LOQ	DL	Unit	D	Prepared	Analyzed	Dil Fac
Nitrate-Nitrite	**0.062**		0.050	0.0053	mg/L		02/15/12 00:00	02/15/12 11:24	1
Nitrocellulose	1.0 U		2.0	0.48	mg/L		02/13/12 08:45	02/15/12 12:12	1

Client: Environmental Quality Mgt., Inc.
Project/Site: RVAAP (OH)

TestAmerica Job ID: 240-8137-1

Client Sample ID: FWGLL12MW-DUP2-1891-GF
Date Collected: 01/31/12 11:05
Date Received: 01/31/12 19:05

Lab Sample ID: 240-8137-6
Matrix: Water

Method: 6010B/DOD - Metals (ICP) - Total Recoverable

Analyte	Result	Qualifier	LOQ	DL	Unit	D	Prepared	Analyzed	Dil Fac
Arsenic	**3.4**	**J**	10	3.3	ug/L		02/08/12 09:22	02/09/12 11:53	1
Chromium	4.0	U	7.0	1.4	ug/L		02/08/12 09:22	02/09/12 11:53	1
Cobalt	4.0	U	7.0	1.5	ug/L		02/08/12 09:22	02/09/12 11:53	1
Lead	5.0	U	10	1.7	ug/L		02/08/12 09:22	02/09/12 11:53	1
Selenium	10	U	15	4.0	ug/L		02/08/12 09:22	02/09/12 11:53	1
Silver	5.0	U	7.0	1.7	ug/L		02/08/12 09:22	02/09/12 11:53	1
Vanadium	4.0	U	7.0	1.3	ug/L		02/08/12 09:22	02/09/12 11:53	1
Barium	**29**	**J**	200	2.8	ug/L		02/08/12 09:22	02/09/12 11:53	1
Calcium	**150000**		5000	630	ug/L		02/08/12 09:22	02/09/12 11:53	1
Copper	10	U	25	4.4	ug/L		02/08/12 09:22	02/09/12 11:53	1
Magnesium	**71000**		5000	120	ug/L		02/08/12 09:22	02/09/12 11:53	1
Manganese	**110**		15	1.8	ug/L		02/08/12 09:22	02/09/12 11:53	1
Nickel	5.0	U	40	2.2	ug/L		02/08/12 09:22	02/09/12 11:53	1
Potassium	**4000**	**J**	5000	300	ug/L		02/08/12 09:22	02/09/12 11:53	1

Method: 6020/DOD - Metals (ICP/MS) - Total Recoverable

Analyte	Result	Qualifier	LOQ	DL	Unit	D	Prepared	Analyzed	Dil Fac
Aluminum	**44**	**J**	60	20	ug/L		02/08/12 09:22	02/10/12 12:53	1
Antimony	0.50	U	2.0	0.21	ug/L		02/08/12 09:22	02/10/12 12:53	1
Beryllium	0.10	U	1.0	0.033	ug/L		02/08/12 09:22	02/10/12 12:53	1
Cadmium	**0.064**	**J**	2.0	0.023	ug/L		02/08/12 09:22	02/10/12 12:53	1
Iron	100	U	150	44	ug/L		02/08/12 09:22	02/10/12 12:53	1
Sodium	**22000**		1000	160	ug/L		02/08/12 09:22	02/10/12 12:53	1
Thallium	1.0	U	2.0	0.32	ug/L		02/08/12 09:22	02/10/12 12:53	1
Zinc	20	U	40	8.8	ug/L		02/08/12 09:22	02/10/12 12:53	1

Method: 7470A/DOD - Mercury (CVAA)

Analyte	Result	Qualifier	LOQ	DL	Unit	D	Prepared	Analyzed	Dil Fac
Hg	0.20	U	0.20	0.12	ug/L		02/06/12 13:15	02/08/12 13:37	1

Client Sample ID: FWGLL12MW-187C-1870-GW
Date Collected: 01/31/12 13:21
Date Received: 01/31/12 19:05

Lab Sample ID: 240-8137-7
Matrix: Water

Method: 8260B/DoD - Volatile Organic Compounds (GC/MS)

Analyte	Result	Qualifier	LOQ	DL	Unit	D	Prepared	Analyzed	Dil Fac
1,1,1-Trichloroethane	0.25	U	1.0	0.22	ug/L			02/03/12 14:39	1
1,1,2,2-Tetrachloroethane	0.25	U	1.0	0.18	ug/L			02/03/12 14:39	1
1,1,2-Trichloroethane	0.50	U	1.0	0.27	ug/L			02/03/12 14:39	1
1,1-Dichloroethane	0.25	U	1.0	0.15	ug/L			02/03/12 14:39	1
1,1-Dichloroethene	0.25	U	1.0	0.19	ug/L			02/03/12 14:39	1
1,2-Dichloroethane	0.25	U	1.0	0.22	ug/L			02/03/12 14:39	1
1,2-Dichloroethene, Total	0.50	U	2.0	0.34	ug/L			02/03/12 14:39	1
1,2-Dichloropropane	0.25	U	1.0	0.18	ug/L			02/03/12 14:39	1
2-Hexanone	0.50	U	10	0.41	ug/L			02/03/12 14:39	1
Bromochloromethane	0.50	U	1.0	0.29	ug/L			02/03/12 14:39	1
Acetone	1.1	U	10	1.1	ug/L			02/03/12 14:39	1
Benzene	0.25	U	1.0	0.13	ug/L			02/03/12 14:39	1
Bromoform	0.64	U	1.0	0.64	ug/L			02/03/12 14:39	1
Bromomethane	0.50	U	1.0	0.41	ug/L			02/03/12 14:39	1
Carbon disulfide	0.25	U	1.0	0.13	ug/L			02/03/12 14:39	1
Carbon tetrachloride	0.25	U	1.0	0.13	ug/L			02/03/12 14:39	1
Chlorobenzene	0.25	U	1.0	0.15	ug/L			02/03/12 14:39	1
Chloroethane	0.50	U	1.0	0.29	ug/L			02/03/12 14:39	1
Chloroform	0.25	U	1.0	0.16	ug/L			02/03/12 14:39	1
Chloromethane	0.50	U	1.0	0.30	ug/L			02/03/12 14:39	1
cis-1,2-Dichloroethene	0.25	U	1.0	0.17	ug/L			02/03/12 14:39	1
cis-1,3-Dichloropropene	0.25	U	1.0	0.14	ug/L			02/03/12 14:39	1
Bromodichloromethane	0.25	U	1.0	0.15	ug/L			02/03/12 14:39	1
Ethylbenzene	0.25	U	1.0	0.17	ug/L			02/03/12 14:39	1
1,2-Dibromoethane	0.25	U	1.0	0.24	ug/L			02/03/12 14:39	1
m-Xylene & p-Xylene	0.50	U	2.0	0.24	ug/L			02/03/12 14:39	1
2-Butanone (MEK)	0.57	U	10	0.57	ug/L			02/03/12 14:39	1
4-Methyl-2-pentanone (MIBK)	0.50	U	10	0.32	ug/L			02/03/12 14:39	1
Methylene Chloride	0.50	U	1.0	0.33	ug/L			02/03/12 14:39	1
o-Xylene	0.25	U	1.0	0.14	ug/L			02/03/12 14:39	1
Styrene	0.25	U	1.0	0.11	ug/L			02/03/12 14:39	1
Tetrachloroethene	0.50	U	1.0	0.29	ug/L			02/03/12 14:39	1
Toluene	0.25	U	1.0	0.13	ug/L			02/03/12 14:39	1
trans-1,2-Dichloroethene	0.25	U	1.0	0.19	ug/L			02/03/12 14:39	1
trans-1,3-Dichloropropene	0.25	U	1.0	0.19	ug/L			02/03/12 14:39	1
Trichloroethene	0.25	U	1.0	0.17	ug/L			02/03/12 14:39	1
Vinyl chloride	0.25	U	1.0	0.22	ug/L			02/03/12 14:39	1
Xylenes, Total	0.75	U	2.0	0.28	ug/L			02/03/12 14:39	1
Dibromochloromethane	0.25	U	1.0	0.18	ug/L			02/03/12 14:39	1

Surrogate	*%Recovery*	*Qualifier*	*Limits*	*Prepared*	*Analyzed*	*Dil Fac*
1,2-Dichloroethane-d4 (Surr)	*97*		*70 - 120*		*02/03/12 14:39*	*1*
4-Bromofluorobenzene (Surr)	*82*		*75 - 120*		*02/03/12 14:39*	*1*
Toluene-d8 (Surr)	*96*		*85 - 120*		*02/03/12 14:39*	*1*
Dibromofluoromethane (Surr)	*98*		*85 - 115*		*02/03/12 14:39*	*1*

Method: 8270C/DoD - Semivolatile Organic Compounds (GC/MS)

Analyte	Result	Qualifier	LOQ	DL	Unit	D	Prepared	Analyzed	Dil Fac
Acenaphthene	0.095	U	0.19	0.095	ug/L		02/02/12 07:24	02/09/12 11:58	1
Acenaphthylene	0.095	U	0.19	0.095	ug/L		02/02/12 07:24	02/09/12 11:58	1
Anthracene	0.095	U	0.19	0.095	ug/L		02/02/12 07:24	02/09/12 11:58	1

Client Sample ID: FWGLL12MW-187C-1870-GW
Date Collected: 01/31/12 13:21
Date Received: 01/31/12 19:05

Lab Sample ID: 240-8137-7
Matrix: Water

Method: 8270C/DoD - Semivolatile Organic Compounds (GC/MS) (Continued)

Analyte	Result	Qualifier	LOQ	DL	Unit	D	Prepared	Analyzed	Dil Fac
Benzo[a]anthracene	0.095	U	0.19	0.095	ug/L		02/02/12 07:24	02/09/12 11:58	1
Benzo[b]fluoranthene	0.095	U	0.19	0.095	ug/L		02/02/12 07:24	02/09/12 11:58	1
Benzo[k]fluoranthene	0.095	U	0.19	0.095	ug/L		02/02/12 07:24	02/09/12 11:58	1
Benzo[g,h,i]perylene	0.095	U	0.19	0.095	ug/L		02/02/12 07:24	02/09/12 11:58	1
Benzo[a]pyrene	0.095	U	0.19	0.095	ug/L		02/02/12 07:24	02/09/12 11:58	1
Butyl benzyl phthalate	0.76	U	0.95	0.76	ug/L		02/02/12 07:24	02/09/12 11:58	1
Bis(2-ethylhexyl) phthalate	0.76	U	1.9	0.76	ug/L		02/02/12 07:24	02/09/12 11:58	1
4-Chloro-3-methylphenol	0.76	U	1.9	0.76	ug/L		02/02/12 07:24	02/09/12 11:58	1
2-Chlorophenol	0.76	U	0.95	0.28	ug/L		02/02/12 07:24	02/09/12 11:58	1
Chrysene	0.095	U	0.19	0.095	ug/L		02/02/12 07:24	02/09/12 11:58	1
3 & 4 Methylphenol	0.76	U	1.9	0.76	ug/L		02/02/12 07:24	02/09/12 11:58	1
Dibenz(a,h)anthracene	0.095	U	0.19	0.095	ug/L		02/02/12 07:24	02/09/12 11:58	1
2,4-Dichlorophenol	0.76	U	1.9	0.76	ug/L		02/02/12 07:24	02/09/12 11:58	1
Diethyl phthalate	0.76	U	0.95	0.57	ug/L		02/02/12 07:24	02/09/12 11:58	1
2,4-Dimethylphenol	0.76	U	1.9	0.76	ug/L		02/02/12 07:24	02/09/12 11:58	1
Dimethyl phthalate	0.76	U	0.95	0.28	ug/L		02/02/12 07:24	02/09/12 11:58	1
4,6-Dinitro-2-methylphenol	2.3	U	4.8	2.3	ug/L		02/02/12 07:24	02/09/12 11:58	1
2,4-Dinitrophenol	2.3	U	4.8	2.3	ug/L		02/02/12 07:24	02/09/12 11:58	1
2,4-Dinitrotoluene	0.76	U	4.8	0.26	ug/L		02/02/12 07:24	02/09/12 11:58	1
Di-n-butyl phthalate	0.76	U	0.95	0.64	ug/L		02/02/12 07:24	02/09/12 11:58	1
Di-n-octyl phthalate	0.76	U	0.95	0.76	ug/L		02/02/12 07:24	02/09/12 11:58	1
Fluoranthene	0.095	U	0.19	0.095	ug/L		02/02/12 07:24	02/09/12 11:58	1
Fluorene	0.095	U	0.19	0.095	ug/L		02/02/12 07:24	02/09/12 11:58	1
Indeno[1,2,3-cd]pyrene	0.095	U	0.19	0.095	ug/L		02/02/12 07:24	02/09/12 11:58	1
2-Methylphenol	0.76	U	0.95	0.76	ug/L		02/02/12 07:24	02/09/12 11:58	1
Naphthalene	0.095	U	0.19	0.095	ug/L		02/02/12 07:24	02/09/12 11:58	1
Nitrobenzene	0.095	U	0.95	0.038	ug/L		02/02/12 07:24	02/09/12 11:58	1
2-Nitrophenol	0.76	U	1.9	0.27	ug/L		02/02/12 07:24	02/09/12 11:58	1
4-Nitrophenol	2.3	U	4.8	2.3	ug/L		02/02/12 07:24	02/09/12 11:58	1
Pentachlorophenol	2.3	U	4.8	2.3	ug/L		02/02/12 07:24	02/09/12 11:58	1
Phenanthrene	0.095	U	0.19	0.095	ug/L		02/02/12 07:24	02/09/12 11:58	1
Phenol	0.76	U	0.95	0.57	ug/L		02/02/12 07:24	02/09/12 11:58	1
Pyrene	0.095	U	0.19	0.095	ug/L		02/02/12 07:24	02/09/12 11:58	1
2,4,5-Trichlorophenol	0.76	U	4.8	0.29	ug/L		02/02/12 07:24	02/09/12 11:58	1
2,4,6-Trichlorophenol	0.76	U	4.8	0.76	ug/L		02/02/12 07:24	02/09/12 11:58	1
2,6-Dinitrotoluene	0.76	U	4.8	0.76	ug/L		02/02/12 07:24	02/09/12 11:58	1

Surrogate	*%Recovery*	*Qualifier*	*Limits*	*Prepared*	*Analyzed*	*Dil Fac*
2-Fluorobiphenyl (Surr)	*68*		*50 - 110*	*02/02/12 07:24*	*02/09/12 11:58*	*1*
2-Fluorophenol (Surr)	*66*		*20 - 110*	*02/02/12 07:24*	*02/09/12 11:58*	*1*
2,4,6-Tribromophenol (Surr)	*79*		*40 - 125*	*02/02/12 07:24*	*02/09/12 11:58*	*1*
Nitrobenzene-d5 (Surr)	*72*		*40 - 110*	*02/02/12 07:24*	*02/09/12 11:58*	*1*
Phenol-d5 (Surr)	*79*		*10 - 115*	*02/02/12 07:24*	*02/09/12 11:58*	*1*
Terphenyl-d14 (Surr)	*84*		*50 - 135*	*02/02/12 07:24*	*02/09/12 11:58*	*1*

Method: 8081/DOD - Organochlorine Pesticides (GC)

Analyte	Result	Qualifier	LOQ	DL	Unit	D	Prepared	Analyzed	Dil Fac
4,4'-DDD	0.0095	U	0.048	0.0091	ug/L		02/03/12 08:05	02/05/12 02:32	1
4,4'-DDE	0.0095	U	0.048	0.0092	ug/L		02/03/12 08:05	02/05/12 02:32	1
4,4'-DDT	0.029	U	0.048	0.015	ug/L		02/03/12 08:05	02/05/12 02:32	1
Aldrin	0.0095	U	0.029	0.0078	ug/L		02/03/12 08:05	02/05/12 02:32	1

Client Sample ID: FWGLL12MW-187C-1870-GW
Date Collected: 01/31/12 13:21
Date Received: 01/31/12 19:05

Lab Sample ID: 240-8137-7
Matrix: Water

Method: 8081/DOD - Organochlorine Pesticides (GC) (Continued)

Analyte	Result	Qualifier	LOQ	DL	Unit	D	Prepared	Analyzed	Dil Fac
alpha-BHC	0.0095	U	0.029	0.0067	ug/L		02/03/12 08:05	02/05/12 02:32	1
alpha-Chlordane	0.013	U	0.048	0.013	ug/L		02/03/12 08:05	02/05/12 02:32	1
beta-BHC	0.0095	U	0.048	0.0080	ug/L		02/03/12 08:05	02/05/12 02:32	1
delta-BHC	0.0095	U	0.048	0.0083	ug/L		02/03/12 08:05	02/05/12 02:32	1
Dieldrin	0.0095	U	0.029	0.0071	ug/L		02/03/12 08:05	02/05/12 02:32	1
Endosulfan I	0.012	U	0.048	0.012	ug/L		02/03/12 08:05	02/05/12 02:32	1
Endosulfan II	0.011	U	0.048	0.011	ug/L		02/03/12 08:05	02/05/12 02:32	1
Endosulfan sulfate	0.010	U	0.048	0.010	ug/L		02/03/12 08:05	02/05/12 02:32	1
Endrin	0.010	U	0.048	0.010	ug/L		02/03/12 08:05	02/05/12 02:32	1
Endrin aldehyde	0.010	U	0.048	0.010	ug/L		02/03/12 08:05	02/05/12 02:32	1
Endrin ketone	0.0095	U	0.048	0.0074	ug/L		02/03/12 08:05	02/05/12 02:32	1
gamma-BHC (Lindane)	0.0095	U	0.048	0.0061	ug/L		02/03/12 08:05	02/05/12 02:32	1
gamma-Chlordane	0.011	U	0.048	0.011	ug/L		02/03/12 08:05	02/05/12 02:32	1
Heptachlor	0.0095	U	0.029	0.0076	ug/L		02/03/12 08:05	02/05/12 02:32	1
Heptachlor epoxide	0.0095	U	0.029	0.0068	ug/L		02/03/12 08:05	02/05/12 02:32	1
Methoxychlor	0.030	U	0.095	0.030	ug/L		02/03/12 08:05	02/05/12 02:32	1
Toxaphene	0.48	U	1.9	0.30	ug/L		02/03/12 08:05	02/05/12 02:32	1

Surrogate	*%Recovery*	*Qualifier*	*Limits*	*Prepared*	*Analyzed*	*Dil Fac*
DCB Decachlorobiphenyl	*44*		*30 - 135*	*02/03/12 08:05*	*02/05/12 02:32*	*1*
DCB Decachlorobiphenyl	*40*		*30 - 135*	*02/03/12 08:05*	*02/05/12 02:32*	*1*
Tetrachloro-m-xylene	*72*		*25 - 140*	*02/03/12 08:05*	*02/05/12 02:32*	*1*
Tetrachloro-m-xylene	*71*		*25 - 140*	*02/03/12 08:05*	*02/05/12 02:32*	*1*

Method: 8082/DOD - Polychlorinated Biphenyls (PCBs) by Gas Chromatography

Analyte	Result	Qualifier	LOQ	DL	Unit	D	Prepared	Analyzed	Dil Fac
Aroclor-1016	0.19	U	0.48	0.16	ug/L		02/03/12 08:09	02/04/12 17:02	1
Aroclor-1221	0.19	U	0.48	0.12	ug/L		02/03/12 08:09	02/04/12 17:02	1
Aroclor-1232	0.19	U	0.48	0.15	ug/L		02/03/12 08:09	02/04/12 17:02	1
Aroclor-1242	0.38	U	0.48	0.21	ug/L		02/03/12 08:09	02/04/12 17:02	1
Aroclor-1248	0.19	U	0.48	0.095	ug/L		02/03/12 08:09	02/04/12 17:02	1
Aroclor-1254	0.19	U	0.48	0.15	ug/L		02/03/12 08:09	02/04/12 17:02	1
Aroclor-1260	0.19	U	0.48	0.16	ug/L		02/03/12 08:09	02/04/12 17:02	1

Surrogate	*%Recovery*	*Qualifier*	*Limits*	*Prepared*	*Analyzed*	*Dil Fac*
Tetrachloro-m-xylene	*62*		*40 - 140*	*02/03/12 08:09*	*02/04/12 17:02*	*1*
Tetrachloro-m-xylene	*67*		*40 - 140*	*02/03/12 08:09*	*02/04/12 17:02*	*1*
DCB Decachlorobiphenyl	*39*	*Q*	*40 - 135*	*02/03/12 08:09*	*02/04/12 17:02*	*1*
DCB Decachlorobiphenyl	*40*		*40 - 135*	*02/03/12 08:09*	*02/04/12 17:02*	*1*

Method: 8330 (Modified) - Organic Compounds by UV/HPLC - Dissolved

Analyte	Result	Qualifier	LOQ	DL	Unit	D	Prepared	Analyzed	Dil Fac
Nitroguanidine	6.0 U		20	2.4	ug/L		02/11/12 08:10	02/14/12 13:36	1

Method: 8330/8330A - Nitroaromatics & Nitramines: Explosives (8330/A)

Analyte	Result	Qualifier	LOQ	DL	Unit	D	Prepared	Analyzed	Dil Fac
Nitroglycerin	0.50 U		0.64	0.33	ug/L		02/07/12 07:55	02/10/12 01:36	0.99
PETN	0.50 U		0.64	0.30	ug/L		02/07/12 07:55	02/10/12 01:36	0.99
2-Amino-4,6-dinitrotoluene	0.099 U		0.20	0.099	ug/L		02/07/12 07:55	02/10/12 01:36	0.99
4-Amino-2,6-dinitrotoluene	0.050 U		0.099	0.050	ug/L		02/07/12 07:55	02/10/12 01:36	0.99
1,3-Dinitrobenzene	0.050 U		0.099	0.050	ug/L		02/07/12 07:55	02/10/12 01:36	0.99
2,4-Dinitrotoluene	0.050 U		0.099	0.050	ug/L		02/07/12 07:55	02/10/12 01:36	0.99

Client: Environmental Quality Mgt., Inc.
Project/Site: RVAAP (OH)

TestAmerica Job ID: 240-8137-1

Client Sample ID: FWGLL12MW-187C-1870-GW
Date Collected: 01/31/12 13:21
Date Received: 01/31/12 19:05

Lab Sample ID: 240-8137-7
Matrix: Water

Method: 8330/8330A - Nitroaromatics & Nitramines: Explosives (8330/A) (Continued)

Analyte	Result	Qualifier	LOQ	DL	Unit	D	Prepared	Analyzed	Dil Fac
2,6-Dinitrotoluene	0.050 U		0.099	0.050	ug/L		02/07/12 07:55	02/10/12 01:36	0.99
HMX	0.050 U		0.099	0.036	ug/L		02/07/12 07:55	02/10/12 01:36	0.99
Nitrobenzene	0.050 U		0.099	0.050	ug/L		02/07/12 07:55	02/10/12 01:36	0.99
2-Nitrotoluene	0.099 U		0.50	0.087	ug/L		02/07/12 07:55	02/10/12 01:36	0.99
3-Nitrotoluene	0.099 U		0.50	0.056	ug/L		02/07/12 07:55	02/10/12 01:36	0.99
4-Nitrotoluene	0.099 U		0.64	0.087	ug/L		02/07/12 07:55	02/10/12 01:36	0.99
RDX	0.050 U		0.099	0.036	ug/L		02/07/12 07:55	02/10/12 01:36	0.99
Tetryl	0.050 U		0.099	0.050	ug/L		02/07/12 07:55	02/10/12 01:36	0.99
1,3,5-Trinitrobenzene	0.050 U		0.099	0.030	ug/L		02/07/12 07:55	02/10/12 01:36	0.99
2,4,6-Trinitrotoluene	0.050 U		0.099	0.050	ug/L		02/07/12 07:55	02/10/12 01:36	0.99

Surrogate	*%Recovery*	*Qualifier*	*Limits*	*Prepared*	*Analyzed*	*Dil Fac*
3,4-Dinitrotoluene	*96*		*79 - 111*	*02/07/12 07:55*	*02/10/12 01:36*	*0.99*

General Chemistry

Analyte	Result	Qualifier	LOQ	DL	Unit	D	Prepared	Analyzed	Dil Fac
Nitrocellulose	**2.8**		2.0	0.48	mg/L		02/13/12 08:45	02/15/12 12:14	1

Client: Environmental Quality Mgt., Inc.
Project/Site: RVAAP (OH)

TestAmerica Job ID: 240-8137-1

Client Sample ID: FWGLL12MW-187C-1870-GF
Date Collected: 01/31/12 13:21
Date Received: 01/31/12 19:05

Lab Sample ID: 240-8137-8
Matrix: Water

Method: 6010B/DOD - Metals (ICP) - Total Recoverable

Analyte	Result	Qualifier	LOQ	DL	Unit	D	Prepared	Analyzed	Dil Fac
Arsenic	10	U	10	3.3	ug/L		02/08/12 09:30	02/09/12 13:31	1
Chromium	4.0	U	7.0	1.4	ug/L		02/08/12 09:30	02/09/12 13:31	1
Cobalt	**9.9**		7.0	1.5	ug/L		02/08/12 09:30	02/09/12 13:31	1
Lead	5.0	U	10	1.7	ug/L		02/08/12 09:30	02/09/12 13:31	1
Selenium	10	U	15	4.0	ug/L		02/08/12 09:30	02/09/12 13:31	1
Silver	5.0	U	7.0	1.7	ug/L		02/08/12 09:30	02/09/12 13:31	1
Vanadium	4.0	U	7.0	1.3	ug/L		02/08/12 09:30	02/09/12 13:31	1
Barium	**320**		200	2.8	ug/L		02/08/12 09:30	02/09/12 13:31	1
Calcium	**990000**	**D**	25000	3200	ug/L		02/08/12 09:30	02/10/12 04:49	5
Copper	10	U	25	4.4	ug/L		02/08/12 09:30	02/09/12 13:31	1
Magnesium	**290000**		5000	120	ug/L		02/08/12 09:30	02/09/12 13:31	1
Manganese	**2100**		15	1.8	ug/L		02/08/12 09:30	02/09/12 13:31	1
Nickel	**15**	**J**	40	2.2	ug/L		02/08/12 09:30	02/09/12 13:31	1
Potassium	**51000**		5000	300	ug/L		02/08/12 09:30	02/09/12 13:31	1

Method: 6020/DOD - Metals (ICP/MS) - Total Recoverable

Analyte	Result	Qualifier	LOQ	DL	Unit	D	Prepared	Analyzed	Dil Fac
Aluminum	60	U	60	20	ug/L		02/08/12 09:30	02/10/12 14:13	1
Antimony	**0.86**	**J**	2.0	0.21	ug/L		02/08/12 09:30	02/10/12 14:13	1
Beryllium	0.10	U	1.0	0.033	ug/L		02/08/12 09:30	02/10/12 14:13	1
Cadmium	**0.092**	**J**	2.0	0.023	ug/L		02/08/12 09:30	02/10/12 14:13	1
Iron	100	U	150	44	ug/L		02/08/12 09:30	02/10/12 14:13	1
Sodium	**32000**		1000	160	ug/L		02/08/12 09:30	02/10/12 14:13	1
Thallium	**0.39**	**J**	2.0	0.32	ug/L		02/08/12 09:30	02/10/12 14:13	1
Zinc	20	U	40	8.8	ug/L		02/08/12 09:30	02/10/12 14:13	1

Method: 7470A/DOD - Mercury (CVAA)

Analyte	Result	Qualifier	LOQ	DL	Unit	D	Prepared	Analyzed	Dil Fac
Hg	0.20	U	0.20	0.12	ug/L		02/06/12 13:15	02/08/12 13:54	1

Client Sample ID: FWGLL12MW-242C-1871-GW
Date Collected: 01/31/12 14:31
Date Received: 01/31/12 19:05

Lab Sample ID: 240-8137-9
Matrix: Water

Method: 8260B/DoD - Volatile Organic Compounds (GC/MS)

Analyte	Result	Qualifier	LOQ	DL	Unit	D	Prepared	Analyzed	Dil Fac
1,1,1-Trichloroethane	0.25	U	1.0	0.22	ug/L			02/03/12 15:01	1
1,1,2,2-Tetrachloroethane	0.25	U	1.0	0.18	ug/L			02/03/12 15:01	1
1,1,2-Trichloroethane	0.50	U	1.0	0.27	ug/L			02/03/12 15:01	1
1,1-Dichloroethane	0.25	U	1.0	0.15	ug/L			02/03/12 15:01	1
1,1-Dichloroethene	0.25	U	1.0	0.19	ug/L			02/03/12 15:01	1
1,2-Dichloroethane	0.25	U	1.0	0.22	ug/L			02/03/12 15:01	1
1,2-Dichloroethene, Total	0.50	U	2.0	0.34	ug/L			02/03/12 15:01	1
1,2-Dichloropropane	0.25	U	1.0	0.18	ug/L			02/03/12 15:01	1
2-Hexanone	0.50	U	10	0.41	ug/L			02/03/12 15:01	1
Bromochloromethane	0.50	U	1.0	0.29	ug/L			02/03/12 15:01	1
Acetone	1.1	U	10	1.1	ug/L			02/03/12 15:01	1
Benzene	0.25	U	1.0	0.13	ug/L			02/03/12 15:01	1
Bromoform	0.64	U	1.0	0.64	ug/L			02/03/12 15:01	1
Bromomethane	0.50	U	1.0	0.41	ug/L			02/03/12 15:01	1
Carbon disulfide	0.25	U	1.0	0.13	ug/L			02/03/12 15:01	1
Carbon tetrachloride	0.25	U	1.0	0.13	ug/L			02/03/12 15:01	1
Chlorobenzene	0.25	U	1.0	0.15	ug/L			02/03/12 15:01	1
Chloroethane	0.50	U	1.0	0.29	ug/L			02/03/12 15:01	1
Chloroform	0.25	U	1.0	0.16	ug/L			02/03/12 15:01	1
Chloromethane	0.50	U	1.0	0.30	ug/L			02/03/12 15:01	1
cis-1,2-Dichloroethene	0.25	U	1.0	0.17	ug/L			02/03/12 15:01	1
cis-1,3-Dichloropropene	0.25	U	1.0	0.14	ug/L			02/03/12 15:01	1
Bromodichloromethane	0.25	U	1.0	0.15	ug/L			02/03/12 15:01	1
Ethylbenzene	0.25	U	1.0	0.17	ug/L			02/03/12 15:01	1
1,2-Dibromoethane	0.25	U	1.0	0.24	ug/L			02/03/12 15:01	1
m-Xylene & p-Xylene	0.50	U	2.0	0.24	ug/L			02/03/12 15:01	1
2-Butanone (MEK)	0.57	U	10	0.57	ug/L			02/03/12 15:01	1
4-Methyl-2-pentanone (MIBK)	0.50	U	10	0.32	ug/L			02/03/12 15:01	1
Methylene Chloride	0.50	U	1.0	0.33	ug/L			02/03/12 15:01	1
o-Xylene	0.25	U	1.0	0.14	ug/L			02/03/12 15:01	1
Styrene	0.25	U	1.0	0.11	ug/L			02/03/12 15:01	1
Tetrachloroethene	0.50	U	1.0	0.29	ug/L			02/03/12 15:01	1
Toluene	0.25	U	1.0	0.13	ug/L			02/03/12 15:01	1
trans-1,2-Dichloroethene	0.25	U	1.0	0.19	ug/L			02/03/12 15:01	1
trans-1,3-Dichloropropene	0.25	U	1.0	0.19	ug/L			02/03/12 15:01	1
Trichloroethene	0.25	U	1.0	0.17	ug/L			02/03/12 15:01	1
Vinyl chloride	0.25	U	1.0	0.22	ug/L			02/03/12 15:01	1
Xylenes, Total	0.75	U	2.0	0.28	ug/L			02/03/12 15:01	1
Dibromochloromethane	0.25	U	1.0	0.18	ug/L			02/03/12 15:01	1

Surrogate	*%Recovery*	*Qualifier*	*Limits*	*Prepared*	*Analyzed*	*Dil Fac*
1,2-Dichloroethane-d4 (Surr)	*98*		*70 - 120*		*02/03/12 15:01*	*1*
4-Bromofluorobenzene (Surr)	*84*		*75 - 120*		*02/03/12 15:01*	*1*
Toluene-d8 (Surr)	*96*		*85 - 120*		*02/03/12 15:01*	*1*
Dibromofluoromethane (Surr)	*99*		*85 - 115*		*02/03/12 15:01*	*1*

Method: 8270C/DoD - Semivolatile Organic Compounds (GC/MS)

Analyte	Result	Qualifier	LOQ	DL	Unit	D	Prepared	Analyzed	Dil Fac
Acenaphthene	0.095	U	0.19	0.095	ug/L		02/02/12 07:24	02/09/12 12:17	1
Acenaphthylene	0.095	U	0.19	0.095	ug/L		02/02/12 07:24	02/09/12 12:17	1
Anthracene	0.095	U	0.19	0.095	ug/L		02/02/12 07:24	02/09/12 12:17	1

Client Sample ID: FWGLL12MW-242C-1871-GW
Date Collected: 01/31/12 14:31
Date Received: 01/31/12 19:05

Lab Sample ID: 240-8137-9
Matrix: Water

Method: 8270C/DoD - Semivolatile Organic Compounds (GC/MS) (Continued)

Analyte	Result	Qualifier	LOQ	DL	Unit	D	Prepared	Analyzed	Dil Fac
Benzo[a]anthracene	0.095	U	0.19	0.095	ug/L		02/02/12 07:24	02/09/12 12:17	1
Benzo[b]fluoranthene	0.095	U	0.19	0.095	ug/L		02/02/12 07:24	02/09/12 12:17	1
Benzo[k]fluoranthene	0.095	U	0.19	0.095	ug/L		02/02/12 07:24	02/09/12 12:17	1
Benzo[g,h,i]perylene	0.095	U	0.19	0.095	ug/L		02/02/12 07:24	02/09/12 12:17	1
Benzo[a]pyrene	0.095	U	0.19	0.095	ug/L		02/02/12 07:24	02/09/12 12:17	1
Butyl benzyl phthalate	0.76	U	0.95	0.76	ug/L		02/02/12 07:24	02/09/12 12:17	1
Bis(2-ethylhexyl) phthalate	**0.77**	**J**	1.9	0.76	ug/L		02/02/12 07:24	02/09/12 12:17	1
4-Chloro-3-methylphenol	0.76	U	1.9	0.76	ug/L		02/02/12 07:24	02/09/12 12:17	1
2-Chlorophenol	0.76	U	0.95	0.28	ug/L		02/02/12 07:24	02/09/12 12:17	1
Chrysene	0.095	U	0.19	0.095	ug/L		02/02/12 07:24	02/09/12 12:17	1
3 & 4 Methylphenol	0.76	U	1.9	0.76	ug/L		02/02/12 07:24	02/09/12 12:17	1
Dibenz(a,h)anthracene	0.095	U	0.19	0.095	ug/L		02/02/12 07:24	02/09/12 12:17	1
2,4-Dichlorophenol	0.76	U	1.9	0.76	ug/L		02/02/12 07:24	02/09/12 12:17	1
Diethyl phthalate	0.76	U	0.95	0.57	ug/L		02/02/12 07:24	02/09/12 12:17	1
2,4-Dimethylphenol	0.76	U	1.9	0.76	ug/L		02/02/12 07:24	02/09/12 12:17	1
Dimethyl phthalate	0.76	U	0.95	0.28	ug/L		02/02/12 07:24	02/09/12 12:17	1
4,6-Dinitro-2-methylphenol	2.3	U	4.8	2.3	ug/L		02/02/12 07:24	02/09/12 12:17	1
2,4-Dinitrophenol	2.3	U	4.8	2.3	ug/L		02/02/12 07:24	02/09/12 12:17	1
2,4-Dinitrotoluene	0.76	U	4.8	0.26	ug/L		02/02/12 07:24	02/09/12 12:17	1
Di-n-butyl phthalate	0.76	U	0.95	0.64	ug/L		02/02/12 07:24	02/09/12 12:17	1
Di-n-octyl phthalate	0.76	U	0.95	0.76	ug/L		02/02/12 07:24	02/09/12 12:17	1
Fluoranthene	0.095	U	0.19	0.095	ug/L		02/02/12 07:24	02/09/12 12:17	1
Fluorene	0.095	U	0.19	0.095	ug/L		02/02/12 07:24	02/09/12 12:17	1
Indeno[1,2,3-cd]pyrene	0.095	U	0.19	0.095	ug/L		02/02/12 07:24	02/09/12 12:17	1
2-Methylphenol	0.76	U	0.95	0.76	ug/L		02/02/12 07:24	02/09/12 12:17	1
Naphthalene	0.095	U	0.19	0.095	ug/L		02/02/12 07:24	02/09/12 12:17	1
Nitrobenzene	0.095	U	0.95	0.038	ug/L		02/02/12 07:24	02/09/12 12:17	1
2-Nitrophenol	0.76	U	1.9	0.27	ug/L		02/02/12 07:24	02/09/12 12:17	1
4-Nitrophenol	2.3	U	4.8	2.3	ug/L		02/02/12 07:24	02/09/12 12:17	1
Pentachlorophenol	2.3	U	4.8	2.3	ug/L		02/02/12 07:24	02/09/12 12:17	1
Phenanthrene	0.095	U	0.19	0.095	ug/L		02/02/12 07:24	02/09/12 12:17	1
Phenol	0.76	U	0.95	0.57	ug/L		02/02/12 07:24	02/09/12 12:17	1
Pyrene	0.095	U	0.19	0.095	ug/L		02/02/12 07:24	02/09/12 12:17	1
2,4,5-Trichlorophenol	0.76	U	4.8	0.29	ug/L		02/02/12 07:24	02/09/12 12:17	1
2,4,6-Trichlorophenol	0.76	U	4.8	0.76	ug/L		02/02/12 07:24	02/09/12 12:17	1
2,6-Dinitrotoluene	0.76	U	4.8	0.76	ug/L		02/02/12 07:24	02/09/12 12:17	1

Surrogate	*%Recovery*	*Qualifier*	*Limits*	*Prepared*	*Analyzed*	*Dil Fac*
2-Fluorobiphenyl (Surr)	*65*		*50 - 110*	*02/02/12 07:24*	*02/09/12 12:17*	*1*
2-Fluorophenol (Surr)	*67*		*20 - 110*	*02/02/12 07:24*	*02/09/12 12:17*	*1*
2,4,6-Tribromophenol (Surr)	*81*		*40 - 125*	*02/02/12 07:24*	*02/09/12 12:17*	*1*
Nitrobenzene-d5 (Surr)	*72*		*40 - 110*	*02/02/12 07:24*	*02/09/12 12:17*	*1*
Phenol-d5 (Surr)	*81*		*10 - 115*	*02/02/12 07:24*	*02/09/12 12:17*	*1*
Terphenyl-d14 (Surr)	*80*		*50 - 135*	*02/02/12 07:24*	*02/09/12 12:17*	*1*

Method: 8081/DOD - Organochlorine Pesticides (GC)

Analyte	Result	Qualifier	LOQ	DL	Unit	D	Prepared	Analyzed	Dil Fac
4,4'-DDD	0.0095	U	0.048	0.0091	ug/L		02/03/12 08:05	02/05/12 02:56	1
4,4'-DDE	0.0095	U	0.048	0.0092	ug/L		02/03/12 08:05	02/05/12 02:56	1
4,4'-DDT	0.029	U	0.048	0.015	ug/L		02/03/12 08:05	02/05/12 02:56	1
Aldrin	0.0095	U	0.029	0.0078	ug/L		02/03/12 08:05	02/05/12 02:56	1

Client Sample ID: FWGLL12MW-242C-1871-GW
Date Collected: 01/31/12 14:31
Date Received: 01/31/12 19:05

Lab Sample ID: 240-8137-9
Matrix: Water

Method: 8081/DOD - Organochlorine Pesticides (GC) (Continued)

Analyte	Result	Qualifier	LOQ	DL	Unit	D	Prepared	Analyzed	Dil Fac
alpha-BHC	0.0095	U	0.029	0.0067	ug/L		02/03/12 08:05	02/05/12 02:56	1
alpha-Chlordane	0.013	U	0.048	0.013	ug/L		02/03/12 08:05	02/05/12 02:56	1
beta-BHC	0.0095	U	0.048	0.0080	ug/L		02/03/12 08:05	02/05/12 02:56	1
delta-BHC	0.0095	U	0.048	0.0083	ug/L		02/03/12 08:05	02/05/12 02:56	1
Dieldrin	0.0095	U	0.029	0.0071	ug/L		02/03/12 08:05	02/05/12 02:56	1
Endosulfan I	0.012	U	0.048	0.012	ug/L		02/03/12 08:05	02/05/12 02:56	1
Endosulfan II	0.011	U	0.048	0.011	ug/L		02/03/12 08:05	02/05/12 02:56	1
Endosulfan sulfate	0.010	U	0.048	0.010	ug/L		02/03/12 08:05	02/05/12 02:56	1
Endrin	0.010	U	0.048	0.010	ug/L		02/03/12 08:05	02/05/12 02:56	1
Endrin aldehyde	0.010	U	0.048	0.010	ug/L		02/03/12 08:05	02/05/12 02:56	1
Endrin ketone	0.0095	U	0.048	0.0074	ug/L		02/03/12 08:05	02/05/12 02:56	1
gamma-BHC (Lindane)	0.0095	U	0.048	0.0061	ug/L		02/03/12 08:05	02/05/12 02:56	1
gamma-Chlordane	0.011	U	0.048	0.011	ug/L		02/03/12 08:05	02/05/12 02:56	1
Heptachlor	0.0095	U	0.029	0.0076	ug/L		02/03/12 08:05	02/05/12 02:56	1
Heptachlor epoxide	0.0095	U	0.029	0.0068	ug/L		02/03/12 08:05	02/05/12 02:56	1
Methoxychlor	0.030	U	0.095	0.030	ug/L		02/03/12 08:05	02/05/12 02:56	1
Toxaphene	0.48	U	1.9	0.30	ug/L		02/03/12 08:05	02/05/12 02:56	1

Surrogate	*%Recovery*	*Qualifier*	*Limits*	*Prepared*	*Analyzed*	*Dil Fac*
DCB Decachlorobiphenyl	*49*		*30 - 135*	*02/03/12 08:05*	*02/05/12 02:56*	*1*
DCB Decachlorobiphenyl	*43*		*30 - 135*	*02/03/12 08:05*	*02/05/12 02:56*	*1*
Tetrachloro-m-xylene	*80*		*25 - 140*	*02/03/12 08:05*	*02/05/12 02:56*	*1*
Tetrachloro-m-xylene	*76*		*25 - 140*	*02/03/12 08:05*	*02/05/12 02:56*	*1*

Method: 8082/DOD - Polychlorinated Biphenyls (PCBs) by Gas Chromatography

Analyte	Result	Qualifier	LOQ	DL	Unit	D	Prepared	Analyzed	Dil Fac
Aroclor-1016	0.19	U	0.48	0.16	ug/L		02/03/12 08:09	02/04/12 17:17	1
Aroclor-1221	0.19	U	0.48	0.12	ug/L		02/03/12 08:09	02/04/12 17:17	1
Aroclor-1232	0.19	U	0.48	0.15	ug/L		02/03/12 08:09	02/04/12 17:17	1
Aroclor-1242	0.38	U	0.48	0.21	ug/L		02/03/12 08:09	02/04/12 17:17	1
Aroclor-1248	0.19	U	0.48	0.095	ug/L		02/03/12 08:09	02/04/12 17:17	1
Aroclor-1254	0.19	U	0.48	0.15	ug/L		02/03/12 08:09	02/04/12 17:17	1
Aroclor-1260	0.19	U	0.48	0.16	ug/L		02/03/12 08:09	02/04/12 17:17	1

Surrogate	*%Recovery*	*Qualifier*	*Limits*	*Prepared*	*Analyzed*	*Dil Fac*
Tetrachloro-m-xylene	*69*		*40 - 140*	*02/03/12 08:09*	*02/04/12 17:17*	*1*
Tetrachloro-m-xylene	*70*		*40 - 140*	*02/03/12 08:09*	*02/04/12 17:17*	*1*
DCB Decachlorobiphenyl	*45*		*40 - 135*	*02/03/12 08:09*	*02/04/12 17:17*	*1*
DCB Decachlorobiphenyl	*46*		*40 - 135*	*02/03/12 08:09*	*02/04/12 17:17*	*1*

Method: 8330 (Modified) - Organic Compounds by UV/HPLC - Dissolved

Analyte	Result	Qualifier	LOQ	DL	Unit	D	Prepared	Analyzed	Dil Fac
Nitroguanidine	6.0 U		20	2.4	ug/L		02/11/12 08:10	02/14/12 13:50	1

Method: 8330/8330A - Nitroaromatics & Nitramines: Explosives (8330/A)

Analyte	Result	Qualifier	LOQ	DL	Unit	D	Prepared	Analyzed	Dil Fac
Nitroglycerin	0.49 U		0.64	0.32	ug/L		02/07/12 07:55	02/10/12 02:16	0.98
PETN	0.49 U		0.64	0.29	ug/L		02/07/12 07:55	02/10/12 02:16	0.98
2-Amino-4,6-dinitrotoluene	0.098 U		0.20	0.098	ug/L		02/07/12 07:55	02/10/12 02:16	0.98
4-Amino-2,6-dinitrotoluene	0.049 U		0.098	0.049	ug/L		02/07/12 07:55	02/10/12 02:16	0.98
1,3-Dinitrobenzene	0.049 U		0.098	0.049	ug/L		02/07/12 07:55	02/10/12 02:16	0.98
2,4-Dinitrotoluene	0.049 U		0.098	0.049	ug/L		02/07/12 07:55	02/10/12 02:16	0.98

Client: Environmental Quality Mgt., Inc.
Project/Site: RVAAP (OH)

TestAmerica Job ID: 240-8137-1

Client Sample ID: FWGLL12MW-242C-1871-GW
Date Collected: 01/31/12 14:31
Date Received: 01/31/12 19:05

Lab Sample ID: 240-8137-9
Matrix: Water

Method: 8330/8330A - Nitroaromatics & Nitramines: Explosives (8330/A) (Continued)

Analyte	Result	Qualifier	LOQ	DL	Unit	D	Prepared	Analyzed	Dil Fac
2,6-Dinitrotoluene	0.049 U		0.098	0.049	ug/L		02/07/12 07:55	02/10/12 02:16	0.98
HMX	0.049 U		0.098	0.035	ug/L		02/07/12 07:55	02/10/12 02:16	0.98
Nitrobenzene	0.049 U		0.098	0.049	ug/L		02/07/12 07:55	02/10/12 02:16	0.98
2-Nitrotoluene	0.098 U		0.49	0.086	ug/L		02/07/12 07:55	02/10/12 02:16	0.98
3-Nitrotoluene	0.098 U		0.49	0.056	ug/L		02/07/12 07:55	02/10/12 02:16	0.98
4-Nitrotoluene	0.098 U		0.64	0.086	ug/L		02/07/12 07:55	02/10/12 02:16	0.98
RDX	0.049 U		0.098	0.035	ug/L		02/07/12 07:55	02/10/12 02:16	0.98
Tetryl	0.049 U		0.098	0.049	ug/L		02/07/12 07:55	02/10/12 02:16	0.98
1,3,5-Trinitrobenzene	0.049 U		0.098	0.029	ug/L		02/07/12 07:55	02/10/12 02:16	0.98
2,4,6-Trinitrotoluene	0.049 U		0.098	0.049	ug/L		02/07/12 07:55	02/10/12 02:16	0.98

Surrogate	*%Recovery*	*Qualifier*	*Limits*	*Prepared*	*Analyzed*	*Dil Fac*
3,4-Dinitrotoluene	*97*		*79 - 111*	*02/07/12 07:55*	*02/10/12 02:16*	*0.98*

General Chemistry

Analyte	Result	Qualifier	LOQ	DL	Unit	D	Prepared	Analyzed	Dil Fac
Nitrate-Nitrite	**0.019**	**J**	0.050	0.0053	mg/L		02/15/12 00:00	02/15/12 11:26	1
Nitrocellulose	1.0 U		2.0	0.48	mg/L		02/13/12 08:45	02/15/12 12:16	1

Client: Environmental Quality Mgt., Inc.
Project/Site: RVAAP (OH)

TestAmerica Job ID: 240-8137-1

Client Sample ID: FWGLL12MW-242C-1871-GF
Date Collected: 01/31/12 14:31
Date Received: 01/31/12 19:05

Lab Sample ID: 240-8137-10
Matrix: Water

Method: 6010B/DOD - Metals (ICP) - Total Recoverable

Analyte	Result	Qualifier	LOQ	DL	Unit	D	Prepared	Analyzed	Dil Fac
Arsenic	**22**		10	3.3	ug/L		02/08/12 09:30	02/09/12 13:37	1
Chromium	4.0	U	7.0	1.4	ug/L		02/08/12 09:30	02/09/12 13:37	1
Cobalt	4.0	U	7.0	1.5	ug/L		02/08/12 09:30	02/09/12 13:37	1
Lead	5.0	U	10	1.7	ug/L		02/08/12 09:30	02/09/12 13:37	1
Selenium	10	U	15	4.0	ug/L		02/08/12 09:30	02/09/12 13:37	1
Silver	5.0	U	7.0	1.7	ug/L		02/08/12 09:30	02/09/12 13:37	1
Vanadium	4.0	U	7.0	1.3	ug/L		02/08/12 09:30	02/09/12 13:37	1
Barium	**25**	**J**	200	2.8	ug/L		02/08/12 09:30	02/09/12 13:37	1
Calcium	**66000**		5000	630	ug/L		02/08/12 09:30	02/09/12 13:37	1
Copper	10	U	25	4.4	ug/L		02/08/12 09:30	02/09/12 13:37	1
Magnesium	**41000**		5000	120	ug/L		02/08/12 09:30	02/09/12 13:37	1
Manganese	**80**		15	1.8	ug/L		02/08/12 09:30	02/09/12 13:37	1
Nickel	5.0	U	40	2.2	ug/L		02/08/12 09:30	02/09/12 13:37	1
Potassium	**2000**	**J**	5000	300	ug/L		02/08/12 09:30	02/09/12 13:37	1

Method: 6020/DOD - Metals (ICP/MS) - Total Recoverable

Analyte	Result	Qualifier	LOQ	DL	Unit	D	Prepared	Analyzed	Dil Fac
Aluminum	**600**		60	20	ug/L		02/08/12 09:30	02/10/12 14:17	1
Antimony	**0.29**	**J**	2.0	0.21	ug/L		02/08/12 09:30	02/10/12 14:17	1
Beryllium	0.10	U	1.0	0.033	ug/L		02/08/12 09:30	02/10/12 14:17	1
Cadmium	0.070	U	2.0	0.023	ug/L		02/08/12 09:30	02/10/12 14:17	1
Iron	**1700**		150	44	ug/L		02/08/12 09:30	02/10/12 14:17	1
Sodium	**28000**		1000	160	ug/L		02/08/12 09:30	02/10/12 14:17	1
Thallium	1.0	U	2.0	0.32	ug/L		02/08/12 09:30	02/10/12 14:17	1
Zinc	**10**	**J**	40	8.8	ug/L		02/08/12 09:30	02/10/12 14:17	1

Method: 7470A/DOD - Mercury (CVAA)

Analyte	Result	Qualifier	LOQ	DL	Unit	D	Prepared	Analyzed	Dil Fac
Hg	0.20	U	0.20	0.12	ug/L		02/06/12 13:15	02/08/12 13:56	1

Client Sample ID: FWGLL12MW-246C-1873-GW
Date Collected: 01/31/12 15:51
Date Received: 01/31/12 19:05

Lab Sample ID: 240-8137-11
Matrix: Water

Method: 8260B/DoD - Volatile Organic Compounds (GC/MS)

Analyte	Result	Qualifier	LOQ	DL	Unit	D	Prepared	Analyzed	Dil Fac
1,1,1-Trichloroethane	0.25	U	1.0	0.22	ug/L			02/03/12 15:22	1
1,1,2,2-Tetrachloroethane	0.25	U	1.0	0.18	ug/L			02/03/12 15:22	1
1,1,2-Trichloroethane	0.50	U	1.0	0.27	ug/L			02/03/12 15:22	1
1,1-Dichloroethane	0.25	U	1.0	0.15	ug/L			02/03/12 15:22	1
1,1-Dichloroethene	0.25	U	1.0	0.19	ug/L			02/03/12 15:22	1
1,2-Dichloroethane	0.25	U	1.0	0.22	ug/L			02/03/12 15:22	1
1,2-Dichloroethene, Total	0.50	U	2.0	0.34	ug/L			02/03/12 15:22	1
1,2-Dichloropropane	0.25	U	1.0	0.18	ug/L			02/03/12 15:22	1
2-Hexanone	0.50	U	10	0.41	ug/L			02/03/12 15:22	1
Bromochloromethane	0.50	U	1.0	0.29	ug/L			02/03/12 15:22	1
Acetone	1.1	U	10	1.1	ug/L			02/03/12 15:22	1
Benzene	0.25	U	1.0	0.13	ug/L			02/03/12 15:22	1
Bromoform	0.64	U	1.0	0.64	ug/L			02/03/12 15:22	1
Bromomethane	0.50	U	1.0	0.41	ug/L			02/03/12 15:22	1
Carbon disulfide	0.25	U	1.0	0.13	ug/L			02/03/12 15:22	1
Carbon tetrachloride	0.25	U	1.0	0.13	ug/L			02/03/12 15:22	1
Chlorobenzene	0.25	U	1.0	0.15	ug/L			02/03/12 15:22	1
Chloroethane	0.50	U	1.0	0.29	ug/L			02/03/12 15:22	1
Chloroform	0.25	U	1.0	0.16	ug/L			02/03/12 15:22	1
Chloromethane	0.50	U	1.0	0.30	ug/L			02/03/12 15:22	1
cis-1,2-Dichloroethene	0.25	U	1.0	0.17	ug/L			02/03/12 15:22	1
cis-1,3-Dichloropropene	0.25	U	1.0	0.14	ug/L			02/03/12 15:22	1
Bromodichloromethane	0.25	U	1.0	0.15	ug/L			02/03/12 15:22	1
Ethylbenzene	0.25	U	1.0	0.17	ug/L			02/03/12 15:22	1
1,2-Dibromoethane	0.25	U	1.0	0.24	ug/L			02/03/12 15:22	1
m-Xylene & p-Xylene	0.50	U	2.0	0.24	ug/L			02/03/12 15:22	1
2-Butanone (MEK)	0.57	U	10	0.57	ug/L			02/03/12 15:22	1
4-Methyl-2-pentanone (MIBK)	0.50	U	10	0.32	ug/L			02/03/12 15:22	1
Methylene Chloride	0.50	U	1.0	0.33	ug/L			02/03/12 15:22	1
o-Xylene	0.25	U	1.0	0.14	ug/L			02/03/12 15:22	1
Styrene	0.25	U	1.0	0.11	ug/L			02/03/12 15:22	1
Tetrachloroethene	0.50	U	1.0	0.29	ug/L			02/03/12 15:22	1
Toluene	0.25	U	1.0	0.13	ug/L			02/03/12 15:22	1
trans-1,2-Dichloroethene	0.25	U	1.0	0.19	ug/L			02/03/12 15:22	1
trans-1,3-Dichloropropene	0.25	U	1.0	0.19	ug/L			02/03/12 15:22	1
Trichloroethene	0.25	U	1.0	0.17	ug/L			02/03/12 15:22	1
Vinyl chloride	0.25	U	1.0	0.22	ug/L			02/03/12 15:22	1
Xylenes, Total	0.75	U	2.0	0.28	ug/L			02/03/12 15:22	1
Dibromochloromethane	0.25	U	1.0	0.18	ug/L			02/03/12 15:22	1

Surrogate	*%Recovery*	*Qualifier*	*Limits*	*Prepared*	*Analyzed*	*Dil Fac*
1,2-Dichloroethane-d4 (Surr)	*100*		*70 - 120*		*02/03/12 15:22*	*1*
4-Bromofluorobenzene (Surr)	*82*		*75 - 120*		*02/03/12 15:22*	*1*
Toluene-d8 (Surr)	*96*		*85 - 120*		*02/03/12 15:22*	*1*
Dibromofluoromethane (Surr)	*101*		*85 - 115*		*02/03/12 15:22*	*1*

Method: 8270C/DoD - Semivolatile Organic Compounds (GC/MS)

Analyte	Result	Qualifier	LOQ	DL	Unit	D	Prepared	Analyzed	Dil Fac
Acenaphthene	0.095	U	0.19	0.095	ug/L		02/02/12 07:24	02/09/12 12:35	1
Acenaphthylene	0.095	U	0.19	0.095	ug/L		02/02/12 07:24	02/09/12 12:35	1
Anthracene	0.095	U	0.19	0.095	ug/L		02/02/12 07:24	02/09/12 12:35	1

Client Sample ID: FWGLL12MW-246C-1873-GW
Date Collected: 01/31/12 15:51
Date Received: 01/31/12 19:05

Lab Sample ID: 240-8137-11
Matrix: Water

Method: 8270C/DoD - Semivolatile Organic Compounds (GC/MS) (Continued)

Analyte	Result	Qualifier	LOQ	DL	Unit	D	Prepared	Analyzed	Dil Fac
Benzo[a]anthracene	0.095	U	0.19	0.095	ug/L		02/02/12 07:24	02/09/12 12:35	1
Benzo[b]fluoranthene	0.095	U	0.19	0.095	ug/L		02/02/12 07:24	02/09/12 12:35	1
Benzo[k]fluoranthene	0.095	U	0.19	0.095	ug/L		02/02/12 07:24	02/09/12 12:35	1
Benzo[g,h,i]perylene	0.095	U	0.19	0.095	ug/L		02/02/12 07:24	02/09/12 12:35	1
Benzo[a]pyrene	0.095	U	0.19	0.095	ug/L		02/02/12 07:24	02/09/12 12:35	1
Butyl benzyl phthalate	0.76	U	0.95	0.76	ug/L		02/02/12 07:24	02/09/12 12:35	1
Bis(2-ethylhexyl) phthalate	0.76	U	1.9	0.76	ug/L		02/02/12 07:24	02/09/12 12:35	1
4-Chloro-3-methylphenol	0.76	U	1.9	0.76	ug/L		02/02/12 07:24	02/09/12 12:35	1
2-Chlorophenol	0.76	U	0.95	0.28	ug/L		02/02/12 07:24	02/09/12 12:35	1
Chrysene	0.095	U	0.19	0.095	ug/L		02/02/12 07:24	02/09/12 12:35	1
3 & 4 Methylphenol	0.76	U	1.9	0.76	ug/L		02/02/12 07:24	02/09/12 12:35	1
Dibenz(a,h)anthracene	0.095	U	0.19	0.095	ug/L		02/02/12 07:24	02/09/12 12:35	1
2,4-Dichlorophenol	0.76	U	1.9	0.76	ug/L		02/02/12 07:24	02/09/12 12:35	1
Diethyl phthalate	0.76	U	0.95	0.57	ug/L		02/02/12 07:24	02/09/12 12:35	1
2,4-Dimethylphenol	0.76	U	1.9	0.76	ug/L		02/02/12 07:24	02/09/12 12:35	1
Dimethyl phthalate	0.76	U	0.95	0.28	ug/L		02/02/12 07:24	02/09/12 12:35	1
4,6-Dinitro-2-methylphenol	2.3	U	4.8	2.3	ug/L		02/02/12 07:24	02/09/12 12:35	1
2,4-Dinitrophenol	2.3	U	4.8	2.3	ug/L		02/02/12 07:24	02/09/12 12:35	1
2,4-Dinitrotoluene	0.76	U	4.8	0.26	ug/L		02/02/12 07:24	02/09/12 12:35	1
Di-n-butyl phthalate	0.76	U	0.95	0.64	ug/L		02/02/12 07:24	02/09/12 12:35	1
Di-n-octyl phthalate	0.76	U	0.95	0.76	ug/L		02/02/12 07:24	02/09/12 12:35	1
Fluoranthene	0.095	U	0.19	0.095	ug/L		02/02/12 07:24	02/09/12 12:35	1
Fluorene	0.095	U	0.19	0.095	ug/L		02/02/12 07:24	02/09/12 12:35	1
Indeno[1,2,3-cd]pyrene	0.095	U	0.19	0.095	ug/L		02/02/12 07:24	02/09/12 12:35	1
2-Methylphenol	0.76	U	0.95	0.76	ug/L		02/02/12 07:24	02/09/12 12:35	1
Naphthalene	0.095	U	0.19	0.095	ug/L		02/02/12 07:24	02/09/12 12:35	1
Nitrobenzene	0.095	U	0.95	0.038	ug/L		02/02/12 07:24	02/09/12 12:35	1
2-Nitrophenol	0.76	U	1.9	0.27	ug/L		02/02/12 07:24	02/09/12 12:35	1
4-Nitrophenol	2.3	U	4.8	2.3	ug/L		02/02/12 07:24	02/09/12 12:35	1
Pentachlorophenol	2.3	U	4.8	2.3	ug/L		02/02/12 07:24	02/09/12 12:35	1
Phenanthrene	0.095	U	0.19	0.095	ug/L		02/02/12 07:24	02/09/12 12:35	1
Phenol	0.76	U	0.95	0.57	ug/L		02/02/12 07:24	02/09/12 12:35	1
Pyrene	0.095	U	0.19	0.095	ug/L		02/02/12 07:24	02/09/12 12:35	1
2,4,5-Trichlorophenol	0.76	U	4.8	0.29	ug/L		02/02/12 07:24	02/09/12 12:35	1
2,4,6-Trichlorophenol	0.76	U	4.8	0.76	ug/L		02/02/12 07:24	02/09/12 12:35	1
2,6-Dinitrotoluene	0.76	U	4.8	0.76	ug/L		02/02/12 07:24	02/09/12 12:35	1

Surrogate	*%Recovery*	*Qualifier*	*Limits*	*Prepared*	*Analyzed*	*Dil Fac*
2-Fluorobiphenyl (Surr)	*61*		*50 - 110*	*02/02/12 07:24*	*02/09/12 12:35*	*1*
2-Fluorophenol (Surr)	*64*		*20 - 110*	*02/02/12 07:24*	*02/09/12 12:35*	*1*
2,4,6-Tribromophenol (Surr)	*80*		*40 - 125*	*02/02/12 07:24*	*02/09/12 12:35*	*1*
Nitrobenzene-d5 (Surr)	*70*		*40 - 110*	*02/02/12 07:24*	*02/09/12 12:35*	*1*
Phenol-d5 (Surr)	*78*		*10 - 115*	*02/02/12 07:24*	*02/09/12 12:35*	*1*
Terphenyl-d14 (Surr)	*84*		*50 - 135*	*02/02/12 07:24*	*02/09/12 12:35*	*1*

Method: 8081/DOD - Organochlorine Pesticides (GC)

Analyte	Result	Qualifier	LOQ	DL	Unit	D	Prepared	Analyzed	Dil Fac
4,4'-DDD	0.0095	U	0.048	0.0091	ug/L		02/03/12 08:05	02/05/12 03:21	1
4,4'-DDE	0.0095	U	0.048	0.0092	ug/L		02/03/12 08:05	02/05/12 03:21	1
4,4'-DDT	0.029	U	0.048	0.015	ug/L		02/03/12 08:05	02/05/12 03:21	1
Aldrin	0.0095	U	0.029	0.0078	ug/L		02/03/12 08:05	02/05/12 03:21	1

Client Sample ID: FWGLL12MW-246C-1873-GW
Date Collected: 01/31/12 15:51
Date Received: 01/31/12 19:05

Lab Sample ID: 240-8137-11
Matrix: Water

Method: 8081/DOD - Organochlorine Pesticides (GC) (Continued)

Analyte	Result	Qualifier	LOQ	DL	Unit	D	Prepared	Analyzed	Dil Fac
alpha-BHC	0.0095	U	0.029	0.0067	ug/L		02/03/12 08:05	02/05/12 03:21	1
alpha-Chlordane	0.013	U	0.048	0.013	ug/L		02/03/12 08:05	02/05/12 03:21	1
beta-BHC	0.0095	U	0.048	0.0080	ug/L		02/03/12 08:05	02/05/12 03:21	1
delta-BHC	0.0095	U	0.048	0.0083	ug/L		02/03/12 08:05	02/05/12 03:21	1
Dieldrin	0.0095	U	0.029	0.0071	ug/L		02/03/12 08:05	02/05/12 03:21	1
Endosulfan I	0.012	U	0.048	0.012	ug/L		02/03/12 08:05	02/05/12 03:21	1
Endosulfan II	0.011	U	0.048	0.011	ug/L		02/03/12 08:05	02/05/12 03:21	1
Endosulfan sulfate	0.010	U	0.048	0.010	ug/L		02/03/12 08:05	02/05/12 03:21	1
Endrin	0.010	U	0.048	0.010	ug/L		02/03/12 08:05	02/05/12 03:21	1
Endrin aldehyde	0.010	U	0.048	0.010	ug/L		02/03/12 08:05	02/05/12 03:21	1
Endrin ketone	0.0095	U	0.048	0.0074	ug/L		02/03/12 08:05	02/05/12 03:21	1
gamma-BHC (Lindane)	0.0095	U	0.048	0.0061	ug/L		02/03/12 08:05	02/05/12 03:21	1
gamma-Chlordane	0.011	U	0.048	0.011	ug/L		02/03/12 08:05	02/05/12 03:21	1
Heptachlor	0.0095	U	0.029	0.0076	ug/L		02/03/12 08:05	02/05/12 03:21	1
Heptachlor epoxide	0.0095	U	0.029	0.0068	ug/L		02/03/12 08:05	02/05/12 03:21	1
Methoxychlor	0.030	U	0.095	0.030	ug/L		02/03/12 08:05	02/05/12 03:21	1
Toxaphene	0.48	U	1.9	0.30	ug/L		02/03/12 08:05	02/05/12 03:21	1

Surrogate	*%Recovery*	*Qualifier*	*Limits*	*Prepared*	*Analyzed*	*Dil Fac*
DCB Decachlorobiphenyl	*52*		*30 - 135*	*02/03/12 08:05*	*02/05/12 03:21*	*1*
DCB Decachlorobiphenyl	*53*		*30 - 135*	*02/03/12 08:05*	*02/05/12 03:21*	*1*
Tetrachloro-m-xylene	*81*		*25 - 140*	*02/03/12 08:05*	*02/05/12 03:21*	*1*
Tetrachloro-m-xylene	*79*		*25 - 140*	*02/03/12 08:05*	*02/05/12 03:21*	*1*

Method: 8082/DOD - Polychlorinated Biphenyls (PCBs) by Gas Chromatography

Analyte	Result	Qualifier	LOQ	DL	Unit	D	Prepared	Analyzed	Dil Fac
Aroclor-1016	0.19	U	0.48	0.16	ug/L		02/03/12 08:09	02/04/12 17:31	1
Aroclor-1221	0.19	U	0.48	0.12	ug/L		02/03/12 08:09	02/04/12 17:31	1
Aroclor-1232	0.19	U	0.48	0.15	ug/L		02/03/12 08:09	02/04/12 17:31	1
Aroclor-1242	0.38	U	0.48	0.21	ug/L		02/03/12 08:09	02/04/12 17:31	1
Aroclor-1248	0.19	U	0.48	0.095	ug/L		02/03/12 08:09	02/04/12 17:31	1
Aroclor-1254	0.19	U	0.48	0.15	ug/L		02/03/12 08:09	02/04/12 17:31	1
Aroclor-1260	0.19	U	0.48	0.16	ug/L		02/03/12 08:09	02/04/12 17:31	1

Surrogate	*%Recovery*	*Qualifier*	*Limits*	*Prepared*	*Analyzed*	*Dil Fac*
Tetrachloro-m-xylene	*68*		*40 - 140*	*02/03/12 08:09*	*02/04/12 17:31*	*1*
Tetrachloro-m-xylene	*73*		*40 - 140*	*02/03/12 08:09*	*02/04/12 17:31*	*1*
DCB Decachlorobiphenyl	*47*		*40 - 135*	*02/03/12 08:09*	*02/04/12 17:31*	*1*
DCB Decachlorobiphenyl	*47*		*40 - 135*	*02/03/12 08:09*	*02/04/12 17:31*	*1*

Method: 8330 (Modified) - Organic Compounds by UV/HPLC - Dissolved

Analyte	Result	Qualifier	LOQ	DL	Unit	D	Prepared	Analyzed	Dil Fac
Nitroguanidine	6.0 U		20	2.4	ug/L		02/11/12 08:10	02/14/12 14:04	1

Method: 8330/8330A - Nitroaromatics & Nitramines: Explosives (8330/A)

Analyte	Result	Qualifier	LOQ	DL	Unit	D	Prepared	Analyzed	Dil Fac
Nitroglycerin	0.49 U		0.64	0.32	ug/L		02/07/12 07:55	02/10/12 02:56	0.98
PETN	0.49 U		0.64	0.29	ug/L		02/07/12 07:55	02/10/12 02:56	0.98
2-Amino-4,6-dinitrotoluene	0.098 U		0.20	0.098	ug/L		02/07/12 07:55	02/10/12 02:56	0.98
4-Amino-2,6-dinitrotoluene	0.049 U		0.098	0.049	ug/L		02/07/12 07:55	02/10/12 02:56	0.98
1,3-Dinitrobenzene	0.049 U		0.098	0.049	ug/L		02/07/12 07:55	02/10/12 02:56	0.98
2,4-Dinitrotoluene	0.049 U		0.098	0.049	ug/L		02/07/12 07:55	02/10/12 02:56	0.98

Client: Environmental Quality Mgt., Inc.
Project/Site: RVAAP (OH)

TestAmerica Job ID: 240-8137-1

Client Sample ID: FWGLL12MW-246C-1873-GW — **Lab Sample ID: 240-8137-11**
Date Collected: 01/31/12 15:51 — **Matrix: Water**
Date Received: 01/31/12 19:05

Method: 8330/8330A - Nitroaromatics & Nitramines: Explosives (8330/A) (Continued)

Analyte	Result	Qualifier	LOQ	DL	Unit	D	Prepared	Analyzed	Dil Fac
2,6-Dinitrotoluene	0.049 U		0.098	0.049	ug/L		02/07/12 07:55	02/10/12 02:56	0.98
HMX	0.049 U		0.098	0.035	ug/L		02/07/12 07:55	02/10/12 02:56	0.98
Nitrobenzene	0.049 U		0.098	0.049	ug/L		02/07/12 07:55	02/10/12 02:56	0.98
2-Nitrotoluene	0.098 U		0.49	0.086	ug/L		02/07/12 07:55	02/10/12 02:56	0.98
3-Nitrotoluene	0.098 U		0.49	0.056	ug/L		02/07/12 07:55	02/10/12 02:56	0.98
4-Nitrotoluene	0.098 U		0.64	0.086	ug/L		02/07/12 07:55	02/10/12 02:56	0.98
RDX	0.049 U		0.098	0.035	ug/L		02/07/12 07:55	02/10/12 02:56	0.98
Tetryl	0.049 U		0.098	0.049	ug/L		02/07/12 07:55	02/10/12 02:56	0.98
1,3,5-Trinitrobenzene	0.049 U		0.098	0.029	ug/L		02/07/12 07:55	02/10/12 02:56	0.98
2,4,6-Trinitrotoluene	0.049 U		0.098	0.049	ug/L		02/07/12 07:55	02/10/12 02:56	0.98

Surrogate	*%Recovery*	*Qualifier*	*Limits*	*Prepared*	*Analyzed*	*Dil Fac*
3,4-Dinitrotoluene	*97*		*79 - 111*	*02/07/12 07:55*	*02/10/12 02:56*	*0.98*

General Chemistry

Analyte	Result	Qualifier	LOQ	DL	Unit	D	Prepared	Analyzed	Dil Fac
Nitrate-Nitrite	**0.017**	**J**	0.050	0.0053	mg/L		02/15/12 00:00	02/15/12 11:28	1
Nitrocellulose	1.0 U		2.0	0.48	mg/L		02/13/12 08:45	02/15/12 12:18	1

Client: Environmental Quality Mgt., Inc.
Project/Site: RVAAP (OH)

TestAmerica Job ID: 240-8137-1

Client Sample ID: FWGLL12MW-246C-1873-GF
Date Collected: 01/31/12 15:51
Date Received: 01/31/12 19:05

Lab Sample ID: 240-8137-12
Matrix: Water

Method: 6010B/DOD - Metals (ICP) - Total Recoverable

Analyte	Result	Qualifier	LOQ	DL	Unit	D	Prepared	Analyzed	Dil Fac
Arsenic	**31**		10	3.3	ug/L		02/08/12 09:30	02/09/12 13:44	1
Chromium	4.0	U	7.0	1.4	ug/L		02/08/12 09:30	02/09/12 13:44	1
Cobalt	4.0	U	7.0	1.5	ug/L		02/08/12 09:30	02/09/12 13:44	1
Lead	5.0	U	10	1.7	ug/L		02/08/12 09:30	02/09/12 13:44	1
Selenium	10	U	15	4.0	ug/L		02/08/12 09:30	02/09/12 13:44	1
Silver	5.0	U	7.0	1.7	ug/L		02/08/12 09:30	02/09/12 13:44	1
Vanadium	4.0	U	7.0	1.3	ug/L		02/08/12 09:30	02/09/12 13:44	1
Barium	**42**	**J**	200	2.8	ug/L		02/08/12 09:30	02/09/12 13:44	1
Calcium	**110000**		5000	630	ug/L		02/08/12 09:30	02/09/12 13:44	1
Copper	10	U	25	4.4	ug/L		02/08/12 09:30	02/09/12 13:44	1
Magnesium	**51000**		5000	120	ug/L		02/08/12 09:30	02/09/12 13:44	1
Manganese	**66**		15	1.8	ug/L		02/08/12 09:30	02/09/12 13:44	1
Nickel	5.0	U	40	2.2	ug/L		02/08/12 09:30	02/09/12 13:44	1
Potassium	**3900**	**J**	5000	300	ug/L		02/08/12 09:30	02/09/12 13:44	1

Method: 6020/DOD - Metals (ICP/MS) - Total Recoverable

Analyte	Result	Qualifier	LOQ	DL	Unit	D	Prepared	Analyzed	Dil Fac
Aluminum	60	U	60	20	ug/L		02/08/12 09:30	02/10/12 14:22	1
Antimony	0.50	U	2.0	0.21	ug/L		02/08/12 09:30	02/10/12 14:22	1
Beryllium	0.10	U	1.0	0.033	ug/L		02/08/12 09:30	02/10/12 14:22	1
Cadmium	0.070	U	2.0	0.023	ug/L		02/08/12 09:30	02/10/12 14:22	1
Iron	**1300**		150	44	ug/L		02/08/12 09:30	02/10/12 14:22	1
Sodium	**23000**		1000	160	ug/L		02/08/12 09:30	02/10/12 14:22	1
Thallium	1.0	U	2.0	0.32	ug/L		02/08/12 09:30	02/10/12 14:22	1
Zinc	20	U	40	8.8	ug/L		02/08/12 09:30	02/10/12 14:22	1

Method: 7470A/DOD - Mercury (CVAA)

Analyte	Result	Qualifier	LOQ	DL	Unit	D	Prepared	Analyzed	Dil Fac
Hg	0.20	U	0.20	0.12	ug/L		02/06/12 13:15	02/08/12 13:58	1

Client: Environmental Quality Mgt., Inc.
Project/Site: RVAAP (OH)

TestAmerica Job ID: 240-8137-1

Client Sample ID: FWG TEAM2 TRIP
Date Collected: 01/31/12 08:00
Date Received: 01/31/12 19:05

Lab Sample ID: 240-8137-13
Matrix: Water

Method: 8260B/DoD - Volatile Organic Compounds (GC/MS)

Analyte	Result	Qualifier	LOQ	DL	Unit	D	Prepared	Analyzed	Dil Fac
1,1,1-Trichloroethane	0.25	U	1.0	0.22	ug/L			02/03/12 15:43	1
1,1,2,2-Tetrachloroethane	0.25	U	1.0	0.18	ug/L			02/03/12 15:43	1
1,1,2-Trichloroethane	0.50	U	1.0	0.27	ug/L			02/03/12 15:43	1
1,1-Dichloroethane	0.25	U	1.0	0.15	ug/L			02/03/12 15:43	1
1,1-Dichloroethene	0.25	U	1.0	0.19	ug/L			02/03/12 15:43	1
1,2-Dichloroethane	0.25	U	1.0	0.22	ug/L			02/03/12 15:43	1
1,2-Dichloroethene, Total	0.50	U	2.0	0.34	ug/L			02/03/12 15:43	1
1,2-Dichloropropane	0.25	U	1.0	0.18	ug/L			02/03/12 15:43	1
2-Hexanone	0.50	U	10	0.41	ug/L			02/03/12 15:43	1
Bromochloromethane	0.50	U	1.0	0.29	ug/L			02/03/12 15:43	1
Acetone	1.1	U	10	1.1	ug/L			02/03/12 15:43	1
Benzene	0.25	U	1.0	0.13	ug/L			02/03/12 15:43	1
Bromoform	0.64	U	1.0	0.64	ug/L			02/03/12 15:43	1
Bromomethane	0.50	U	1.0	0.41	ug/L			02/03/12 15:43	1
Carbon disulfide	0.25	U	1.0	0.13	ug/L			02/03/12 15:43	1
Carbon tetrachloride	0.25	U	1.0	0.13	ug/L			02/03/12 15:43	1
Chlorobenzene	0.25	U	1.0	0.15	ug/L			02/03/12 15:43	1
Chloroethane	0.50	U	1.0	0.29	ug/L			02/03/12 15:43	1
Chloroform	0.25	U	1.0	0.16	ug/L			02/03/12 15:43	1
Chloromethane	0.50	U	1.0	0.30	ug/L			02/03/12 15:43	1
cis-1,2-Dichloroethene	0.25	U	1.0	0.17	ug/L			02/03/12 15:43	1
cis-1,3-Dichloropropene	0.25	U	1.0	0.14	ug/L			02/03/12 15:43	1
Bromodichloromethane	0.25	U	1.0	0.15	ug/L			02/03/12 15:43	1
Ethylbenzene	0.25	U	1.0	0.17	ug/L			02/03/12 15:43	1
1,2-Dibromoethane	0.25	U	1.0	0.24	ug/L			02/03/12 15:43	1
m-Xylene & p-Xylene	0.50	U	2.0	0.24	ug/L			02/03/12 15:43	1
2-Butanone (MEK)	0.57	U	10	0.57	ug/L			02/03/12 15:43	1
4-Methyl-2-pentanone (MIBK)	0.50	U	10	0.32	ug/L			02/03/12 15:43	1
Methylene Chloride	**0.74**	**J B**	1.0	0.33	ug/L			02/03/12 15:43	1
o-Xylene	0.25	U	1.0	0.14	ug/L			02/03/12 15:43	1
Styrene	0.25	U	1.0	0.11	ug/L			02/03/12 15:43	1
Tetrachloroethene	0.50	U	1.0	0.29	ug/L			02/03/12 15:43	1
Toluene	0.25	U	1.0	0.13	ug/L			02/03/12 15:43	1
trans-1,2-Dichloroethene	0.25	U	1.0	0.19	ug/L			02/03/12 15:43	1
trans-1,3-Dichloropropene	0.25	U	1.0	0.19	ug/L			02/03/12 15:43	1
Trichloroethene	0.25	U	1.0	0.17	ug/L			02/03/12 15:43	1
Vinyl chloride	0.25	U	1.0	0.22	ug/L			02/03/12 15:43	1
Xylenes, Total	0.75	U	2.0	0.28	ug/L			02/03/12 15:43	1
Dibromochloromethane	0.25	U	1.0	0.18	ug/L			02/03/12 15:43	1

Surrogate	*%Recovery*	*Qualifier*	*Limits*	*Prepared*	*Analyzed*	*Dil Fac*
1,2-Dichloroethane-d4 (Surr)	*100*		*70 - 120*		*02/03/12 15:43*	*1*
4-Bromofluorobenzene (Surr)	*82*		*75 - 120*		*02/03/12 15:43*	*1*
Toluene-d8 (Surr)	*94*		*85 - 120*		*02/03/12 15:43*	*1*
Dibromofluoromethane (Surr)	*99*		*85 - 115*		*02/03/12 15:43*	*1*

Client Sample ID: FWGSCFMW-004-1886-GW
Date Collected: 01/31/12 09:18
Date Received: 01/31/12 19:05

Lab Sample ID: 240-8137-14
Matrix: Water

Method: 8260B/DoD - Volatile Organic Compounds (GC/MS)

Analyte	Result	Qualifier	LOQ	DL	Unit	D	Prepared	Analyzed	Dil Fac
1,1,1-Trichloroethane	0.25	U	1.0	0.22	ug/L			02/03/12 16:05	1
1,1,2,2-Tetrachloroethane	0.25	U	1.0	0.18	ug/L			02/03/12 16:05	1
1,1,2-Trichloroethane	0.50	U	1.0	0.27	ug/L			02/03/12 16:05	1
1,1-Dichloroethane	0.25	U	1.0	0.15	ug/L			02/03/12 16:05	1
1,1-Dichloroethene	0.25	U	1.0	0.19	ug/L			02/03/12 16:05	1
1,2-Dichloroethane	0.25	U	1.0	0.22	ug/L			02/03/12 16:05	1
1,2-Dichloroethene, Total	0.50	U	2.0	0.34	ug/L			02/03/12 16:05	1
1,2-Dichloropropane	0.25	U	1.0	0.18	ug/L			02/03/12 16:05	1
2-Hexanone	0.50	U	10	0.41	ug/L			02/03/12 16:05	1
Bromochloromethane	0.50	U	1.0	0.29	ug/L			02/03/12 16:05	1
Acetone	1.1	U	10	1.1	ug/L			02/03/12 16:05	1
Benzene	0.25	U	1.0	0.13	ug/L			02/03/12 16:05	1
Bromoform	0.64	U	1.0	0.64	ug/L			02/03/12 16:05	1
Bromomethane	0.50	U	1.0	0.41	ug/L			02/03/12 16:05	1
Carbon disulfide	0.25	U	1.0	0.13	ug/L			02/03/12 16:05	1
Carbon tetrachloride	0.25	U	1.0	0.13	ug/L			02/03/12 16:05	1
Chlorobenzene	0.25	U	1.0	0.15	ug/L			02/03/12 16:05	1
Chloroethane	0.50	U	1.0	0.29	ug/L			02/03/12 16:05	1
Chloroform	0.25	U	1.0	0.16	ug/L			02/03/12 16:05	1
Chloromethane	0.50	U	1.0	0.30	ug/L			02/03/12 16:05	1
cis-1,2-Dichloroethene	0.25	U	1.0	0.17	ug/L			02/03/12 16:05	1
cis-1,3-Dichloropropene	0.25	U	1.0	0.14	ug/L			02/03/12 16:05	1
Bromodichloromethane	0.25	U	1.0	0.15	ug/L			02/03/12 16:05	1
Ethylbenzene	0.25	U	1.0	0.17	ug/L			02/03/12 16:05	1
1,2-Dibromoethane	0.25	U	1.0	0.24	ug/L			02/03/12 16:05	1
m-Xylene & p-Xylene	0.50	U	2.0	0.24	ug/L			02/03/12 16:05	1
2-Butanone (MEK)	0.57	U	10	0.57	ug/L			02/03/12 16:05	1
4-Methyl-2-pentanone (MIBK)	0.50	U	10	0.32	ug/L			02/03/12 16:05	1
Methylene Chloride	0.50	U	1.0	0.33	ug/L			02/03/12 16:05	1
o-Xylene	0.25	U	1.0	0.14	ug/L			02/03/12 16:05	1
Styrene	0.25	U	1.0	0.11	ug/L			02/03/12 16:05	1
Tetrachloroethene	0.50	U	1.0	0.29	ug/L			02/03/12 16:05	1
Toluene	0.25	U	1.0	0.13	ug/L			02/03/12 16:05	1
trans-1,2-Dichloroethene	0.25	U	1.0	0.19	ug/L			02/03/12 16:05	1
trans-1,3-Dichloropropene	0.25	U	1.0	0.19	ug/L			02/03/12 16:05	1
Trichloroethene	0.25	U	1.0	0.17	ug/L			02/03/12 16:05	1
Vinyl chloride	0.25	U	1.0	0.22	ug/L			02/03/12 16:05	1
Xylenes, Total	0.75	U	2.0	0.28	ug/L			02/03/12 16:05	1
Dibromochloromethane	0.25	U	1.0	0.18	ug/L			02/03/12 16:05	1

Surrogate	*%Recovery*	*Qualifier*	*Limits*	*Prepared*	*Analyzed*	*Dil Fac*
1,2-Dichloroethane-d4 (Surr)	*100*		*70 - 120*		*02/03/12 16:05*	*1*
4-Bromofluorobenzene (Surr)	*84*		*75 - 120*		*02/03/12 16:05*	*1*
Toluene-d8 (Surr)	*98*		*85 - 120*		*02/03/12 16:05*	*1*
Dibromofluoromethane (Surr)	*104*		*85 - 115*		*02/03/12 16:05*	*1*

Method: 8270C/DoD - Semivolatile Organic Compounds (GC/MS)

Analyte	Result	Qualifier	LOQ	DL	Unit	D	Prepared	Analyzed	Dil Fac
Butyl benzyl phthalate	0.83	U	1.0	0.83	ug/L		02/02/12 07:24	02/09/12 12:54	1
2,4-Dimethylphenol	0.83	U	2.1	0.83	ug/L		02/02/12 07:24	02/09/12 12:54	1
Dimethyl phthalate	0.83	U	1.0	0.30	ug/L		02/02/12 07:24	02/09/12 12:54	1

Client Sample ID: FWGSCFMW-004-1886-GW
Date Collected: 01/31/12 09:18
Date Received: 01/31/12 19:05

Lab Sample ID: 240-8137-14
Matrix: Water

Method: 8270C/DoD - Semivolatile Organic Compounds (GC/MS) (Continued)

Analyte	Result	Qualifier	LOQ	DL	Unit	D	Prepared	Analyzed	Dil Fac
4,6-Dinitro-2-methylphenol	2.5	U	5.2	2.5	ug/L		02/02/12 07:24	02/09/12 12:54	1
2,4-Dinitrophenol	2.5	U	5.2	2.5	ug/L		02/02/12 07:24	02/09/12 12:54	1
2,4-Dinitrotoluene	0.83	U	5.2	0.28	ug/L		02/02/12 07:24	02/09/12 12:54	1
2,6-Dinitrotoluene	0.83	U	5.2	0.83	ug/L		02/02/12 07:24	02/09/12 12:54	1
2-Chlorophenol	0.83	U	1.0	0.30	ug/L		02/02/12 07:24	02/09/12 12:54	1
Di-n-butyl phthalate	0.83	U	1.0	0.70	ug/L		02/02/12 07:24	02/09/12 12:54	1
2,4-Dichlorophenol	0.83	U	2.1	0.83	ug/L		02/02/12 07:24	02/09/12 12:54	1
Diethyl phthalate	0.83	U	1.0	0.62	ug/L		02/02/12 07:24	02/09/12 12:54	1
2-Methylphenol	0.83	U	1.0	0.83	ug/L		02/02/12 07:24	02/09/12 12:54	1
Nitrobenzene	0.10	U	1.0	0.042	ug/L		02/02/12 07:24	02/09/12 12:54	1
2-Nitrophenol	0.83	U	2.1	0.29	ug/L		02/02/12 07:24	02/09/12 12:54	1
4-Nitrophenol	2.5	U	5.2	2.5	ug/L		02/02/12 07:24	02/09/12 12:54	1
Pentachlorophenol	2.5	U	5.2	2.5	ug/L		02/02/12 07:24	02/09/12 12:54	1
2,4,5-Trichlorophenol	0.83	U	5.2	0.31	ug/L		02/02/12 07:24	02/09/12 12:54	1
2,4,6-Trichlorophenol	0.83	U	5.2	0.83	ug/L		02/02/12 07:24	02/09/12 12:54	1
Phenol	0.83	U	1.0	0.62	ug/L		02/02/12 07:24	02/09/12 12:54	1
3 & 4 Methylphenol	0.83	U	2.1	0.83	ug/L		02/02/12 07:24	02/09/12 12:54	1
Bis(2-ethylhexyl) phthalate	0.83	U	2.1	0.83	ug/L		02/02/12 07:24	02/09/12 12:54	1
Di-n-octyl phthalate	0.83	U	1.0	0.83	ug/L		02/02/12 07:24	02/09/12 12:54	1
4-Chloro-3-methylphenol	0.83	U	2.1	0.83	ug/L		02/02/12 07:24	02/09/12 12:54	1

Surrogate	*%Recovery*	*Qualifier*	*Limits*	*Prepared*	*Analyzed*	*Dil Fac*
2-Fluorobiphenyl (Surr)	*62*		*50 - 110*	*02/02/12 07:24*	*02/09/12 12:54*	*1*
2-Fluorophenol (Surr)	*66*		*20 - 110*	*02/02/12 07:24*	*02/09/12 12:54*	*1*
Nitrobenzene-d5 (Surr)	*72*		*40 - 110*	*02/02/12 07:24*	*02/09/12 12:54*	*1*
Terphenyl-d14 (Surr)	*84*		*50 - 135*	*02/02/12 07:24*	*02/09/12 12:54*	*1*
2,4,6-Tribromophenol (Surr)	*75*		*40 - 125*	*02/02/12 07:24*	*02/09/12 12:54*	*1*
Phenol-d5 (Surr)	*75*		*10 - 115*	*02/02/12 07:24*	*02/09/12 12:54*	*1*

Method: 8081/DOD - Organochlorine Pesticides (GC)

Analyte	Result	Qualifier	LOQ	DL	Unit	D	Prepared	Analyzed	Dil Fac
4,4'-DDD	0.048	U	0.24	0.046	ug/L		02/03/12 08:05	02/16/12 21:20	5
4,4'-DDE	0.048	U	0.24	0.046	ug/L		02/03/12 08:05	02/16/12 21:20	5
4,4'-DDT	0.14	U	0.24	0.076	ug/L		02/03/12 08:05	02/16/12 21:20	5
Aldrin	0.048	U	0.14	0.039	ug/L		02/03/12 08:05	02/16/12 21:20	5
alpha-BHC	0.048	U	0.14	0.033	ug/L		02/03/12 08:05	02/16/12 21:20	5
alpha-Chlordane	0.067	U	0.24	0.067	ug/L		02/03/12 08:05	02/16/12 21:20	5
beta-BHC	0.048	U	0.24	0.040	ug/L		02/03/12 08:05	02/16/12 21:20	5
delta-BHC	0.048	U	0.24	0.041	ug/L		02/03/12 08:05	02/16/12 21:20	5
Dieldrin	0.048	U	0.14	0.036	ug/L		02/03/12 08:05	02/16/12 21:20	5
Endosulfan I	0.062	U	0.24	0.062	ug/L		02/03/12 08:05	02/16/12 21:20	5
Endosulfan II	0.057	U	0.24	0.057	ug/L		02/03/12 08:05	02/16/12 21:20	5
Endosulfan sulfate	0.052	U	0.24	0.052	ug/L		02/03/12 08:05	02/16/12 21:20	5
Endrin	0.052	U	0.24	0.052	ug/L		02/03/12 08:05	02/16/12 21:20	5
Endrin aldehyde	0.052	U	0.24	0.052	ug/L		02/03/12 08:05	02/16/12 21:20	5
Endrin ketone	0.048	U	0.24	0.037	ug/L		02/03/12 08:05	02/16/12 21:20	5
gamma-BHC (Lindane)	0.048	U	0.24	0.030	ug/L		02/03/12 08:05	02/16/12 21:20	5
gamma-Chlordane	0.057	U	0.24	0.057	ug/L		02/03/12 08:05	02/16/12 21:20	5
Heptachlor	0.048	U	0.14	0.038	ug/L		02/03/12 08:05	02/16/12 21:20	5
Heptachlor epoxide	0.048	U	0.14	0.034	ug/L		02/03/12 08:05	02/16/12 21:20	5
Methoxychlor	0.15	U	0.48	0.15	ug/L		02/03/12 08:05	02/16/12 21:20	5

Client Sample ID: FWGSCFMW-004-1886-GW
Date Collected: 01/31/12 09:18
Date Received: 01/31/12 19:05

Lab Sample ID: 240-8137-14
Matrix: Water

Method: 8081/DOD - Organochlorine Pesticides (GC) (Continued)

Analyte	Result	Qualifier	LOQ	DL	Unit	D	Prepared	Analyzed	Dil Fac
Toxaphene	2.4	U	9.5	1.5	ug/L		02/03/12 08:05	02/16/12 21:20	5

Surrogate	*%Recovery*	*Qualifier*	*Limits*	*Prepared*	*Analyzed*	*Dil Fac*
DCB Decachlorobiphenyl	*66*		*30 - 135*	*02/03/12 08:05*	*02/16/12 21:20*	*5*
DCB Decachlorobiphenyl	*53*		*30 - 135*	*02/03/12 08:05*	*02/16/12 21:20*	*5*
Tetrachloro-m-xylene	*81*		*25 - 140*	*02/03/12 08:05*	*02/16/12 21:20*	*5*
Tetrachloro-m-xylene	*78*		*25 - 140*	*02/03/12 08:05*	*02/16/12 21:20*	*5*

Method: 8082/DOD - Polychlorinated Biphenyls (PCBs) by Gas Chromatography

Analyte	Result	Qualifier	LOQ	DL	Unit	D	Prepared	Analyzed	Dil Fac
Aroclor-1016	0.19	U	0.48	0.16	ug/L		02/03/12 08:09	02/04/12 17:46	1
Aroclor-1221	0.19	U	0.48	0.12	ug/L		02/03/12 08:09	02/04/12 17:46	1
Aroclor-1232	0.19	U	0.48	0.15	ug/L		02/03/12 08:09	02/04/12 17:46	1
Aroclor-1242	0.38	U	0.48	0.21	ug/L		02/03/12 08:09	02/04/12 17:46	1
Aroclor-1248	0.19	U	0.48	0.095	ug/L		02/03/12 08:09	02/04/12 17:46	1
Aroclor-1254	0.19	U	0.48	0.15	ug/L		02/03/12 08:09	02/04/12 17:46	1
Aroclor-1260	0.19	U	0.48	0.16	ug/L		02/03/12 08:09	02/04/12 17:46	1

Surrogate	*%Recovery*	*Qualifier*	*Limits*	*Prepared*	*Analyzed*	*Dil Fac*
Tetrachloro-m-xylene	*69*		*40 - 140*	*02/03/12 08:09*	*02/04/12 17:46*	*1*
Tetrachloro-m-xylene	*70*		*40 - 140*	*02/03/12 08:09*	*02/04/12 17:46*	*1*
DCB Decachlorobiphenyl	*74*		*40 - 135*	*02/03/12 08:09*	*02/04/12 17:46*	*1*
DCB Decachlorobiphenyl	*73*		*40 - 135*	*02/03/12 08:09*	*02/04/12 17:46*	*1*

Method: 8330 (Modified) - Organic Compounds by UV/HPLC - Dissolved

Analyte	Result	Qualifier	LOQ	DL	Unit	D	Prepared	Analyzed	Dil Fac
Nitroguanidine	6.0 U		20	2.4	ug/L		02/11/12 08:10	02/14/12 14:19	1

Method: 8330/8330A - Nitroaromatics & Nitramines: Explosives (8330/A)

Analyte	Result	Qualifier	LOQ	DL	Unit	D	Prepared	Analyzed	Dil Fac
Nitroglycerin	0.50 U		0.65	0.33	ug/L		02/07/12 07:55	02/10/12 04:57	1
PETN	0.50 U		0.65	0.30	ug/L		02/07/12 07:55	02/10/12 04:57	1
2-Amino-4,6-dinitrotoluene	0.10 U		0.20	0.10	ug/L		02/07/12 07:55	02/10/12 04:57	1
4-Amino-2,6-dinitrotoluene	0.050 U		0.10	0.050	ug/L		02/07/12 07:55	02/10/12 04:57	1
1,3-Dinitrobenzene	0.050 U		0.10	0.050	ug/L		02/07/12 07:55	02/10/12 04:57	1
2,4-Dinitrotoluene	0.050 U		0.10	0.050	ug/L		02/07/12 07:55	02/10/12 04:57	1
2,6-Dinitrotoluene	0.050 U		0.10	0.050	ug/L		02/07/12 07:55	02/10/12 04:57	1
HMX	0.050 U		0.10	0.036	ug/L		02/07/12 07:55	02/10/12 04:57	1
Nitrobenzene	0.050 U		0.10	0.050	ug/L		02/07/12 07:55	02/10/12 04:57	1
2-Nitrotoluene	0.10 U		0.50	0.088	ug/L		02/07/12 07:55	02/10/12 04:57	1
3-Nitrotoluene	0.10 U		0.50	0.057	ug/L		02/07/12 07:55	02/10/12 04:57	1
4-Nitrotoluene	0.10 U		0.65	0.088	ug/L		02/07/12 07:55	02/10/12 04:57	1
RDX	0.050 U		0.10	0.036	ug/L		02/07/12 07:55	02/10/12 04:57	1
Tetryl	0.050 U		0.10	0.050	ug/L		02/07/12 07:55	02/10/12 04:57	1
1,3,5-Trinitrobenzene	0.050 U		0.10	0.030	ug/L		02/07/12 07:55	02/10/12 04:57	1
2,4,6-Trinitrotoluene	0.050 U		0.10	0.050	ug/L		02/07/12 07:55	02/10/12 04:57	1

Surrogate	*%Recovery*	*Qualifier*	*Limits*	*Prepared*	*Analyzed*	*Dil Fac*
3,4-Dinitrotoluene	*96*		*79 - 111*	*02/07/12 07:55*	*02/10/12 04:57*	*1*

General Chemistry

Analyte	Result	Qualifier	LOQ	DL	Unit	D	Prepared	Analyzed	Dil Fac
Nitrocellulose	1.0 U		2.0	0.48	mg/L		02/13/12 08:45	02/15/12 12:20	1

Client: Environmental Quality Mgt., Inc.
Project/Site: RVAAP (OH)

TestAmerica Job ID: 240-8137-1

Client Sample ID: FWGSCFMW-004-1886-GF
Date Collected: 01/31/12 09:18
Date Received: 01/31/12 19:05

Lab Sample ID: 240-8137-15
Matrix: Water

Method: 6010B/DOD - Metals (ICP) - Total Recoverable

Analyte	Result	Qualifier	LOQ	DL	Unit	D	Prepared	Analyzed	Dil Fac
Arsenic	10	U	10	3.3	ug/L		02/08/12 09:30	02/09/12 13:50	1
Chromium	4.0	U	7.0	1.4	ug/L		02/08/12 09:30	02/09/12 13:50	1
Cobalt	4.0	U	7.0	1.5	ug/L		02/08/12 09:30	02/09/12 13:50	1
Lead	**3.3**	**J**	10	1.7	ug/L		02/08/12 09:30	02/09/12 13:50	1
Selenium	10	U	15	4.0	ug/L		02/08/12 09:30	02/09/12 13:50	1
Silver	5.0	U	7.0	1.7	ug/L		02/08/12 09:30	02/09/12 13:50	1
Vanadium	4.0	U	7.0	1.3	ug/L		02/08/12 09:30	02/09/12 13:50	1
Barium	**110**	**J**	200	2.8	ug/L		02/08/12 09:30	02/09/12 13:50	1
Calcium	**130000**		5000	630	ug/L		02/08/12 09:30	02/09/12 13:50	1
Copper	10	U	25	4.4	ug/L		02/08/12 09:30	02/09/12 13:50	1
Magnesium	**50000**		5000	120	ug/L		02/08/12 09:30	02/09/12 13:50	1
Manganese	**710**		15	1.8	ug/L		02/08/12 09:30	02/09/12 13:50	1
Nickel	5.0	U	40	2.2	ug/L		02/08/12 09:30	02/09/12 13:50	1
Potassium	**2400**	**J**	5000	300	ug/L		02/08/12 09:30	02/09/12 13:50	1

Method: 6020/DOD - Metals (ICP/MS) - Total Recoverable

Analyte	Result	Qualifier	LOQ	DL	Unit	D	Prepared	Analyzed	Dil Fac
Aluminum	60	U	60	20	ug/L		02/08/12 09:30	02/10/12 14:38	1
Antimony	0.50	U	2.0	0.21	ug/L		02/08/12 09:30	02/10/12 14:38	1
Beryllium	0.10	U	1.0	0.033	ug/L		02/08/12 09:30	02/10/12 14:38	1
Cadmium	**0.035**	**J**	2.0	0.023	ug/L		02/08/12 09:30	02/10/12 14:38	1
Iron	**110**	**J**	150	44	ug/L		02/08/12 09:30	02/10/12 14:38	1
Sodium	**7700**		1000	160	ug/L		02/08/12 09:30	02/10/12 14:38	1
Thallium	1.0	U	2.0	0.32	ug/L		02/08/12 09:30	02/10/12 14:38	1
Zinc	20	U	40	8.8	ug/L		02/08/12 09:30	02/10/12 14:38	1

Method: 7470A/DOD - Mercury (CVAA)

Analyte	Result	Qualifier	LOQ	DL	Unit	D	Prepared	Analyzed	Dil Fac
Hg	0.20	U	0.20	0.12	ug/L		02/06/12 13:15	02/08/12 14:00	1

Client Sample ID: FWGSCFMW-DUP4-1893-GW
Date Collected: 01/31/12 11:02
Date Received: 01/31/12 19:05

Lab Sample ID: 240-8137-16
Matrix: Water

Method: 8260B/DoD - Volatile Organic Compounds (GC/MS)

Analyte	Result	Qualifier	LOQ	DL	Unit	D	Prepared	Analyzed	Dil Fac
1,1,1-Trichloroethane	0.25	U	1.0	0.22	ug/L			02/03/12 16:26	1
1,1,2,2-Tetrachloroethane	0.25	U	1.0	0.18	ug/L			02/03/12 16:26	1
1,1,2-Trichloroethane	0.50	U	1.0	0.27	ug/L			02/03/12 16:26	1
1,1-Dichloroethane	0.25	U	1.0	0.15	ug/L			02/03/12 16:26	1
1,1-Dichloroethene	0.25	U	1.0	0.19	ug/L			02/03/12 16:26	1
1,2-Dichloroethane	0.25	U	1.0	0.22	ug/L			02/03/12 16:26	1
1,2-Dichloroethene, Total	0.50	U	2.0	0.34	ug/L			02/03/12 16:26	1
1,2-Dichloropropane	0.25	U	1.0	0.18	ug/L			02/03/12 16:26	1
2-Hexanone	0.50	U	10	0.41	ug/L			02/03/12 16:26	1
Bromochloromethane	0.50	U	1.0	0.29	ug/L			02/03/12 16:26	1
Acetone	1.1	U	10	1.1	ug/L			02/03/12 16:26	1
Benzene	0.25	U	1.0	0.13	ug/L			02/03/12 16:26	1
Bromoform	0.64	U	1.0	0.64	ug/L			02/03/12 16:26	1
Bromomethane	0.50	U	1.0	0.41	ug/L			02/03/12 16:26	1
Carbon disulfide	0.25	U	1.0	0.13	ug/L			02/03/12 16:26	1
Carbon tetrachloride	0.25	U	1.0	0.13	ug/L			02/03/12 16:26	1
Chlorobenzene	0.25	U	1.0	0.15	ug/L			02/03/12 16:26	1
Chloroethane	0.50	U	1.0	0.29	ug/L			02/03/12 16:26	1
Chloroform	0.25	U	1.0	0.16	ug/L			02/03/12 16:26	1
Chloromethane	0.50	U	1.0	0.30	ug/L			02/03/12 16:26	1
cis-1,2-Dichloroethene	0.25	U	1.0	0.17	ug/L			02/03/12 16:26	1
cis-1,3-Dichloropropene	0.25	U	1.0	0.14	ug/L			02/03/12 16:26	1
Bromodichloromethane	0.25	U	1.0	0.15	ug/L			02/03/12 16:26	1
Ethylbenzene	0.25	U	1.0	0.17	ug/L			02/03/12 16:26	1
1,2-Dibromoethane	0.25	U	1.0	0.24	ug/L			02/03/12 16:26	1
m-Xylene & p-Xylene	0.50	U	2.0	0.24	ug/L			02/03/12 16:26	1
2-Butanone (MEK)	0.57	U	10	0.57	ug/L			02/03/12 16:26	1
4-Methyl-2-pentanone (MIBK)	0.50	U	10	0.32	ug/L			02/03/12 16:26	1
Methylene Chloride	0.50	U	1.0	0.33	ug/L			02/03/12 16:26	1
o-Xylene	0.25	U	1.0	0.14	ug/L			02/03/12 16:26	1
Styrene	0.25	U	1.0	0.11	ug/L			02/03/12 16:26	1
Tetrachloroethene	0.50	U	1.0	0.29	ug/L			02/03/12 16:26	1
Toluene	0.25	U	1.0	0.13	ug/L			02/03/12 16:26	1
trans-1,2-Dichloroethene	0.25	U	1.0	0.19	ug/L			02/03/12 16:26	1
trans-1,3-Dichloropropene	0.25	U	1.0	0.19	ug/L			02/03/12 16:26	1
Trichloroethene	0.25	U	1.0	0.17	ug/L			02/03/12 16:26	1
Vinyl chloride	0.25	U	1.0	0.22	ug/L			02/03/12 16:26	1
Xylenes, Total	0.75	U	2.0	0.28	ug/L			02/03/12 16:26	1
Dibromochloromethane	0.25	U	1.0	0.18	ug/L			02/03/12 16:26	1

Surrogate	*%Recovery*	*Qualifier*	*Limits*	*Prepared*	*Analyzed*	*Dil Fac*
1,2-Dichloroethane-d4 (Surr)	*103*		*70 - 120*		*02/03/12 16:26*	*1*
4-Bromofluorobenzene (Surr)	*85*		*75 - 120*		*02/03/12 16:26*	*1*
Toluene-d8 (Surr)	*97*		*85 - 120*		*02/03/12 16:26*	*1*
Dibromofluoromethane (Surr)	*102*		*85 - 115*		*02/03/12 16:26*	*1*

Method: 8270C/DoD - Semivolatile Organic Compounds (GC/MS)

Analyte	Result	Qualifier	LOQ	DL	Unit	D	Prepared	Analyzed	Dil Fac
Butyl benzyl phthalate	0.76	U	0.95	0.76	ug/L		02/02/12 07:24	02/09/12 13:13	1
2,4-Dimethylphenol	0.76	U	1.9	0.76	ug/L		02/02/12 07:24	02/09/12 13:13	1
Dimethyl phthalate	0.76	U	0.95	0.28	ug/L		02/02/12 07:24	02/09/12 13:13	1

Client Sample ID: FWGSCFMW-DUP4-1893-GW
Date Collected: 01/31/12 11:02
Date Received: 01/31/12 19:05

Lab Sample ID: 240-8137-16
Matrix: Water

Method: 8270C/DoD - Semivolatile Organic Compounds (GC/MS) (Continued)

Analyte	Result	Qualifier	LOQ	DL	Unit	D	Prepared	Analyzed	Dil Fac
4,6-Dinitro-2-methylphenol	2.3	U	4.8	2.3	ug/L		02/02/12 07:24	02/09/12 13:13	1
2,4-Dinitrophenol	2.3	U	4.8	2.3	ug/L		02/02/12 07:24	02/09/12 13:13	1
2,4-Dinitrotoluene	0.76	U	4.8	0.26	ug/L		02/02/12 07:24	02/09/12 13:13	1
2,6-Dinitrotoluene	0.76	U	4.8	0.76	ug/L		02/02/12 07:24	02/09/12 13:13	1
2-Chlorophenol	0.76	U	0.95	0.28	ug/L		02/02/12 07:24	02/09/12 13:13	1
Di-n-butyl phthalate	0.76	U	0.95	0.64	ug/L		02/02/12 07:24	02/09/12 13:13	1
2,4-Dichlorophenol	0.76	U	1.9	0.76	ug/L		02/02/12 07:24	02/09/12 13:13	1
Diethyl phthalate	0.76	U	0.95	0.57	ug/L		02/02/12 07:24	02/09/12 13:13	1
2-Methylphenol	0.76	U	0.95	0.76	ug/L		02/02/12 07:24	02/09/12 13:13	1
Nitrobenzene	0.095	U	0.95	0.038	ug/L		02/02/12 07:24	02/09/12 13:13	1
2-Nitrophenol	0.76	U	1.9	0.27	ug/L		02/02/12 07:24	02/09/12 13:13	1
4-Nitrophenol	2.3	U	4.8	2.3	ug/L		02/02/12 07:24	02/09/12 13:13	1
Pentachlorophenol	2.3	U	4.8	2.3	ug/L		02/02/12 07:24	02/09/12 13:13	1
2,4,5-Trichlorophenol	0.76	U	4.8	0.29	ug/L		02/02/12 07:24	02/09/12 13:13	1
2,4,6-Trichlorophenol	0.76	U	4.8	0.76	ug/L		02/02/12 07:24	02/09/12 13:13	1
Phenol	0.76	U	0.95	0.57	ug/L		02/02/12 07:24	02/09/12 13:13	1
3 & 4 Methylphenol	0.76	U	1.9	0.76	ug/L		02/02/12 07:24	02/09/12 13:13	1
Bis(2-ethylhexyl) phthalate	**0.76**	**J**	1.9	0.76	ug/L		02/02/12 07:24	02/09/12 13:13	1
Di-n-octyl phthalate	0.76	U	0.95	0.76	ug/L		02/02/12 07:24	02/09/12 13:13	1
4-Chloro-3-methylphenol	0.76	U	1.9	0.76	ug/L		02/02/12 07:24	02/09/12 13:13	1

Surrogate	*%Recovery*	*Qualifier*	*Limits*	*Prepared*	*Analyzed*	*Dil Fac*
2-Fluorobiphenyl (Surr)	*59*		*50 - 110*	*02/02/12 07:24*	*02/09/12 13:13*	*1*
2-Fluorophenol (Surr)	*61*		*20 - 110*	*02/02/12 07:24*	*02/09/12 13:13*	*1*
Nitrobenzene-d5 (Surr)	*66*		*40 - 110*	*02/02/12 07:24*	*02/09/12 13:13*	*1*
Terphenyl-d14 (Surr)	*85*		*50 - 135*	*02/02/12 07:24*	*02/09/12 13:13*	*1*
2,4,6-Tribromophenol (Surr)	*75*		*40 - 125*	*02/02/12 07:24*	*02/09/12 13:13*	*1*
Phenol-d5 (Surr)	*69*		*10 - 115*	*02/02/12 07:24*	*02/09/12 13:13*	*1*

Method: 8081/DOD - Organochlorine Pesticides (GC)

Analyte	Result	Qualifier	LOQ	DL	Unit	D	Prepared	Analyzed	Dil Fac
4,4'-DDD	0.011	U	0.053	0.010	ug/L		02/03/12 08:05	02/05/12 04:09	1
4,4'-DDE	0.011	U	0.053	0.010	ug/L		02/03/12 08:05	02/05/12 04:09	1
4,4'-DDT	0.032	U	0.053	0.017	ug/L		02/03/12 08:05	02/05/12 04:09	1
Aldrin	0.011	U	0.032	0.0087	ug/L		02/03/12 08:05	02/05/12 04:09	1
alpha-BHC	0.011	U	0.032	0.0074	ug/L		02/03/12 08:05	02/05/12 04:09	1
alpha-Chlordane	0.015	U	0.053	0.015	ug/L		02/03/12 08:05	02/05/12 04:09	1
beta-BHC	0.011	U	0.053	0.0089	ug/L		02/03/12 08:05	02/05/12 04:09	1
delta-BHC	0.011	U	0.053	0.0093	ug/L		02/03/12 08:05	02/05/12 04:09	1
Dieldrin	0.011	U	0.032	0.0080	ug/L		02/03/12 08:05	02/05/12 04:09	1
Endosulfan I	0.014	U	0.053	0.014	ug/L		02/03/12 08:05	02/05/12 04:09	1
Endosulfan II	0.013	U	0.053	0.013	ug/L		02/03/12 08:05	02/05/12 04:09	1
Endosulfan sulfate	0.012	U	0.053	0.012	ug/L		02/03/12 08:05	02/05/12 04:09	1
Endrin	0.012	U	0.053	0.012	ug/L		02/03/12 08:05	02/05/12 04:09	1
Endrin aldehyde	0.012	U	0.053	0.012	ug/L		02/03/12 08:05	02/05/12 04:09	1
Endrin ketone	0.011	U	0.053	0.0083	ug/L		02/03/12 08:05	02/05/12 04:09	1
gamma-BHC (Lindane)	0.011	U	0.053	0.0068	ug/L		02/03/12 08:05	02/05/12 04:09	1
gamma-Chlordane	0.013	U	0.053	0.013	ug/L		02/03/12 08:05	02/05/12 04:09	1
Heptachlor	0.011	U	0.032	0.0085	ug/L		02/03/12 08:05	02/05/12 04:09	1
Heptachlor epoxide	0.011	U	0.032	0.0076	ug/L		02/03/12 08:05	02/05/12 04:09	1
Methoxychlor	0.034	U	0.11	0.034	ug/L		02/03/12 08:05	02/05/12 04:09	1

Client: Environmental Quality Mgt., Inc.
Project/Site: RVAAP (OH)

TestAmerica Job ID: 240-8137-1

Client Sample ID: FWGSCFMW-DUP4-1893-GW
Date Collected: 01/31/12 11:02
Date Received: 01/31/12 19:05

Lab Sample ID: 240-8137-16
Matrix: Water

Method: 8081/DOD - Organochlorine Pesticides (GC) (Continued)

Analyte	Result	Qualifier	LOQ	DL	Unit	D	Prepared	Analyzed	Dil Fac
Toxaphene	0.53	U	2.1	0.34	ug/L		02/03/12 08:05	02/05/12 04:09	1

Surrogate	*%Recovery*	*Qualifier*	*Limits*	*Prepared*	*Analyzed*	*Dil Fac*
DCB Decachlorobiphenyl	*80*		*30 - 135*	*02/03/12 08:05*	*02/05/12 04:09*	*1*
DCB Decachlorobiphenyl	*77*		*30 - 135*	*02/03/12 08:05*	*02/05/12 04:09*	*1*
Tetrachloro-m-xylene	*85*		*25 - 140*	*02/03/12 08:05*	*02/05/12 04:09*	*1*
Tetrachloro-m-xylene	*66*		*25 - 140*	*02/03/12 08:05*	*02/05/12 04:09*	*1*

Method: 8330 (Modified) - Organic Compounds by UV/HPLC - Dissolved

Analyte	Result	Qualifier	LOQ	DL	Unit	D	Prepared	Analyzed	Dil Fac
Nitroguanidine	6.0 U		20	2.4	ug/L		02/11/12 08:10	02/14/12 14:33	1

Method: 8330/8330A - Nitroaromatics & Nitramines: Explosives (8330/A)

Analyte	Result	Qualifier	LOQ	DL	Unit	D	Prepared	Analyzed	Dil Fac
Nitroglycerin	0.49 U		0.64	0.32	ug/L		02/07/12 07:55	02/10/12 05:37	0.98
PETN	0.49 U		0.64	0.29	ug/L		02/07/12 07:55	02/10/12 05:37	0.98
2-Amino-4,6-dinitrotoluene	0.098 U		0.20	0.098	ug/L		02/07/12 07:55	02/10/12 05:37	0.98
4-Amino-2,6-dinitrotoluene	0.049 U		0.098	0.049	ug/L		02/07/12 07:55	02/10/12 05:37	0.98
1,3-Dinitrobenzene	0.049 U		0.098	0.049	ug/L		02/07/12 07:55	02/10/12 05:37	0.98
2,4-Dinitrotoluene	0.049 U		0.098	0.049	ug/L		02/07/12 07:55	02/10/12 05:37	0.98
2,6-Dinitrotoluene	0.049 U		0.098	0.049	ug/L		02/07/12 07:55	02/10/12 05:37	0.98
HMX	0.049 U		0.098	0.035	ug/L		02/07/12 07:55	02/10/12 05:37	0.98
Nitrobenzene	0.049 U		0.098	0.049	ug/L		02/07/12 07:55	02/10/12 05:37	0.98
2-Nitrotoluene	0.098 U		0.49	0.086	ug/L		02/07/12 07:55	02/10/12 05:37	0.98
3-Nitrotoluene	0.098 U		0.49	0.056	ug/L		02/07/12 07:55	02/10/12 05:37	0.98
4-Nitrotoluene	0.098 U		0.64	0.086	ug/L		02/07/12 07:55	02/10/12 05:37	0.98
RDX	0.049 U		0.098	0.035	ug/L		02/07/12 07:55	02/10/12 05:37	0.98
Tetryl	0.049 U		0.098	0.049	ug/L		02/07/12 07:55	02/10/12 05:37	0.98
1,3,5-Trinitrobenzene	0.049 U		0.098	0.029	ug/L		02/07/12 07:55	02/10/12 05:37	0.98
2,4,6-Trinitrotoluene	0.049 U		0.098	0.049	ug/L		02/07/12 07:55	02/10/12 05:37	0.98

Surrogate	*%Recovery*	*Qualifier*	*Limits*	*Prepared*	*Analyzed*	*Dil Fac*
3,4-Dinitrotoluene	*95*		*79 - 111*	*02/07/12 07:55*	*02/10/12 05:37*	*0.98*

General Chemistry

Analyte	Result	Qualifier	LOQ	DL	Unit	D	Prepared	Analyzed	Dil Fac
Nitrocellulose	1.0 U		2.0	0.48	mg/L		02/13/12 08:45	02/15/12 12:22	1

Client: Environmental Quality Mgt., Inc.
Project/Site: RVAAP (OH)

TestAmerica Job ID: 240-8137-1

Client Sample ID: FWGSCFMW-DUP4-1893-GF
Date Collected: 01/31/12 11:02
Date Received: 01/31/12 19:05

Lab Sample ID: 240-8137-17
Matrix: Water

Method: 6010B/DOD - Metals (ICP) - Total Recoverable

Analyte	Result	Qualifier	LOQ	DL	Unit	D	Prepared	Analyzed	Dil Fac
Arsenic	10	U	10	3.3	ug/L		02/08/12 09:30	02/09/12 13:56	1
Chromium	4.0	U	7.0	1.4	ug/L		02/08/12 09:30	02/09/12 13:56	1
Cobalt	4.0	U	7.0	1.5	ug/L		02/08/12 09:30	02/09/12 13:56	1
Lead	5.0	U	10	1.7	ug/L		02/08/12 09:30	02/09/12 13:56	1
Selenium	10	U	15	4.0	ug/L		02/08/12 09:30	02/09/12 13:56	1
Silver	5.0	U	7.0	1.7	ug/L		02/08/12 09:30	02/09/12 13:56	1
Vanadium	4.0	U	7.0	1.3	ug/L		02/08/12 09:30	02/09/12 13:56	1
Barium	**110**	**J**	200	2.8	ug/L		02/08/12 09:30	02/09/12 13:56	1
Calcium	**130000**		5000	630	ug/L		02/08/12 09:30	02/09/12 13:56	1
Copper	10	U	25	4.4	ug/L		02/08/12 09:30	02/09/12 13:56	1
Magnesium	**51000**		5000	120	ug/L		02/08/12 09:30	02/09/12 13:56	1
Manganese	**710**		15	1.8	ug/L		02/08/12 09:30	02/09/12 13:56	1
Nickel	5.0	U	40	2.2	ug/L		02/08/12 09:30	02/09/12 13:56	1
Potassium	**2400**	**J**	5000	300	ug/L		02/08/12 09:30	02/09/12 13:56	1

Method: 6020/DOD - Metals (ICP/MS) - Total Recoverable

Analyte	Result	Qualifier	LOQ	DL	Unit	D	Prepared	Analyzed	Dil Fac
Aluminum	60	U	60	20	ug/L		02/08/12 09:30	02/10/12 14:43	1
Antimony	0.50	U	2.0	0.21	ug/L		02/08/12 09:30	02/10/12 14:43	1
Beryllium	0.10	U	1.0	0.033	ug/L		02/08/12 09:30	02/10/12 14:43	1
Cadmium	0.070	U	2.0	0.023	ug/L		02/08/12 09:30	02/10/12 14:43	1
Iron	**100**	**J**	150	44	ug/L		02/08/12 09:30	02/10/12 14:43	1
Sodium	**7700**		1000	160	ug/L		02/08/12 09:30	02/10/12 14:43	1
Thallium	1.0	U	2.0	0.32	ug/L		02/08/12 09:30	02/10/12 14:43	1
Zinc	20	U	40	8.8	ug/L		02/08/12 09:30	02/10/12 14:43	1

Method: 7470A/DOD - Mercury (CVAA)

Analyte	Result	Qualifier	LOQ	DL	Unit	D	Prepared	Analyzed	Dil Fac
Hg	0.20	U	0.20	0.12	ug/L		02/06/12 13:15	02/08/12 14:02	1

Client Sample ID: FWGSCFMW-002-1885-GW
Date Collected: 01/31/12 12:08
Date Received: 01/31/12 19:05

Lab Sample ID: 240-8137-18
Matrix: Water

Method: 8260B/DoD - Volatile Organic Compounds (GC/MS)

Analyte	Result	Qualifier	LOQ	DL	Unit	D	Prepared	Analyzed	Dil Fac
1,1,1-Trichloroethane	0.25	U	1.0	0.22	ug/L			02/03/12 12:28	1
1,1,2,2-Tetrachloroethane	0.25	U	1.0	0.18	ug/L			02/03/12 12:28	1
1,1,2-Trichloroethane	0.50	U	1.0	0.27	ug/L			02/03/12 12:28	1
1,1-Dichloroethane	0.25	U	1.0	0.15	ug/L			02/03/12 12:28	1
1,1-Dichloroethene	0.25	U	1.0	0.19	ug/L			02/03/12 12:28	1
1,2-Dichloroethane	0.25	U	1.0	0.22	ug/L			02/03/12 12:28	1
1,2-Dichloroethene, Total	0.50	U	2.0	0.34	ug/L			02/03/12 12:28	1
1,2-Dichloropropane	0.25	U	1.0	0.18	ug/L			02/03/12 12:28	1
2-Hexanone	0.50	U	10	0.41	ug/L			02/03/12 12:28	1
Bromochloromethane	0.50	U	1.0	0.29	ug/L			02/03/12 12:28	1
Acetone	1.1	U	10	1.1	ug/L			02/03/12 12:28	1
Benzene	0.25	U	1.0	0.13	ug/L			02/03/12 12:28	1
Bromoform	0.64	U	1.0	0.64	ug/L			02/03/12 12:28	1
Bromomethane	0.50	U	1.0	0.41	ug/L			02/03/12 12:28	1
Carbon disulfide	0.25	U	1.0	0.13	ug/L			02/03/12 12:28	1
Carbon tetrachloride	0.25	U	1.0	0.13	ug/L			02/03/12 12:28	1
Chlorobenzene	0.25	U	1.0	0.15	ug/L			02/03/12 12:28	1
Chloroethane	0.50	U	1.0	0.29	ug/L			02/03/12 12:28	1
Chloroform	0.25	U	1.0	0.16	ug/L			02/03/12 12:28	1
Chloromethane	0.50	U	1.0	0.30	ug/L			02/03/12 12:28	1
cis-1,2-Dichloroethene	0.25	U	1.0	0.17	ug/L			02/03/12 12:28	1
cis-1,3-Dichloropropene	0.25	U	1.0	0.14	ug/L			02/03/12 12:28	1
Bromodichloromethane	0.25	U	1.0	0.15	ug/L			02/03/12 12:28	1
Ethylbenzene	0.25	U	1.0	0.17	ug/L			02/03/12 12:28	1
1,2-Dibromoethane	0.25	U	1.0	0.24	ug/L			02/03/12 12:28	1
m-Xylene & p-Xylene	0.50	U	2.0	0.24	ug/L			02/03/12 12:28	1
2-Butanone (MEK)	0.57	U	10	0.57	ug/L			02/03/12 12:28	1
4-Methyl-2-pentanone (MIBK)	0.50	U	10	0.32	ug/L			02/03/12 12:28	1
Methylene Chloride	0.50	U	1.0	0.33	ug/L			02/03/12 12:28	1
o-Xylene	0.25	U	1.0	0.14	ug/L			02/03/12 12:28	1
Styrene	0.25	U	1.0	0.11	ug/L			02/03/12 12:28	1
Tetrachloroethene	0.50	U	1.0	0.29	ug/L			02/03/12 12:28	1
Toluene	0.25	U	1.0	0.13	ug/L			02/03/12 12:28	1
trans-1,2-Dichloroethene	0.25	U	1.0	0.19	ug/L			02/03/12 12:28	1
trans-1,3-Dichloropropene	0.25	U	1.0	0.19	ug/L			02/03/12 12:28	1
Trichloroethene	0.25	U	1.0	0.17	ug/L			02/03/12 12:28	1
Vinyl chloride	0.25	U	1.0	0.22	ug/L			02/03/12 12:28	1
Xylenes, Total	0.75	U	2.0	0.28	ug/L			02/03/12 12:28	1
Dibromochloromethane	0.25	U	1.0	0.18	ug/L			02/03/12 12:28	1

Surrogate	*%Recovery*	*Qualifier*	*Limits*	*Prepared*	*Analyzed*	*Dil Fac*
1,2-Dichloroethane-d4 (Surr)	*94*		*70 - 120*		*02/03/12 12:28*	*1*
4-Bromofluorobenzene (Surr)	*83*		*75 - 120*		*02/03/12 12:28*	*1*
Toluene-d8 (Surr)	*93*		*85 - 120*		*02/03/12 12:28*	*1*
Dibromofluoromethane (Surr)	*97*		*85 - 115*		*02/03/12 12:28*	*1*

Method: 8270C/DoD - Semivolatile Organic Compounds (GC/MS)

Analyte	Result	Qualifier	LOQ	DL	Unit	D	Prepared	Analyzed	Dil Fac
Acenaphthene	0.10	U	0.20	0.10	ug/L		02/02/12 07:24	02/09/12 13:32	1
Acenaphthylene	0.10	U	0.20	0.10	ug/L		02/02/12 07:24	02/09/12 13:32	1
Anthracene	0.10	U	0.20	0.10	ug/L		02/02/12 07:24	02/09/12 13:32	1

Client Sample ID: FWGSCFMW-002-1885-GW
Date Collected: 01/31/12 12:08
Date Received: 01/31/12 19:05

Lab Sample ID: 240-8137-18
Matrix: Water

Method: 8270C/DoD - Semivolatile Organic Compounds (GC/MS) (Continued)

Analyte	Result	Qualifier	LOQ	DL	Unit	D	Prepared	Analyzed	Dil Fac
Benzo[a]anthracene	0.10	U	0.20	0.10	ug/L		02/02/12 07:24	02/09/12 13:32	1
Benzo[b]fluoranthene	0.10	U	0.20	0.10	ug/L		02/02/12 07:24	02/09/12 13:32	1
Benzo[k]fluoranthene	0.10	U	0.20	0.10	ug/L		02/02/12 07:24	02/09/12 13:32	1
Benzo[g,h,i]perylene	0.10	U	0.20	0.10	ug/L		02/02/12 07:24	02/09/12 13:32	1
Benzo[a]pyrene	0.10	U	0.20	0.10	ug/L		02/02/12 07:24	02/09/12 13:32	1
Butyl benzyl phthalate	0.82	U	1.0	0.82	ug/L		02/02/12 07:24	02/09/12 13:32	1
Bis(2-ethylhexyl) phthalate	0.82	U	2.0	0.82	ug/L		02/02/12 07:24	02/09/12 13:32	1
Chrysene	0.10	U	0.20	0.10	ug/L		02/02/12 07:24	02/09/12 13:32	1
Dibenz(a,h)anthracene	0.10	U	0.20	0.10	ug/L		02/02/12 07:24	02/09/12 13:32	1
Diethyl phthalate	0.82	U	1.0	0.61	ug/L		02/02/12 07:24	02/09/12 13:32	1
Dimethyl phthalate	0.82	U	1.0	0.30	ug/L		02/02/12 07:24	02/09/12 13:32	1
2,4-Dinitrotoluene	0.82	U	5.1	0.28	ug/L		02/02/12 07:24	02/09/12 13:32	1
Di-n-butyl phthalate	0.82	U	1.0	0.68	ug/L		02/02/12 07:24	02/09/12 13:32	1
Di-n-octyl phthalate	0.82	U	1.0	0.82	ug/L		02/02/12 07:24	02/09/12 13:32	1
Fluoranthene	0.10	U	0.20	0.10	ug/L		02/02/12 07:24	02/09/12 13:32	1
Fluorene	0.10	U	0.20	0.10	ug/L		02/02/12 07:24	02/09/12 13:32	1
Indeno[1,2,3-cd]pyrene	0.10	U	0.20	0.10	ug/L		02/02/12 07:24	02/09/12 13:32	1
Naphthalene	0.10	U	0.20	0.10	ug/L		02/02/12 07:24	02/09/12 13:32	1
Nitrobenzene	0.10	U	1.0	0.041	ug/L		02/02/12 07:24	02/09/12 13:32	1
Phenanthrene	0.10	U	0.20	0.10	ug/L		02/02/12 07:24	02/09/12 13:32	1
Pyrene	0.10	U	0.20	0.10	ug/L		02/02/12 07:24	02/09/12 13:32	1
2,6-Dinitrotoluene	0.82	U	5.1	0.82	ug/L		02/02/12 07:24	02/09/12 13:32	1

Surrogate	*%Recovery*	*Qualifier*	*Limits*	*Prepared*	*Analyzed*	*Dil Fac*
2-Fluorobiphenyl (Surr)	*55*		*50 - 110*	*02/02/12 07:24*	*02/09/12 13:32*	*1*
2-Fluorophenol (Surr)	*60*		*20 - 110*	*02/02/12 07:24*	*02/09/12 13:32*	*1*
2,4,6-Tribromophenol (Surr)	*66*		*40 - 125*	*02/02/12 07:24*	*02/09/12 13:32*	*1*
Nitrobenzene-d5 (Surr)	*64*		*40 - 110*	*02/02/12 07:24*	*02/09/12 13:32*	*1*
Phenol-d5 (Surr)	*68*		*10 - 115*	*02/02/12 07:24*	*02/09/12 13:32*	*1*
Terphenyl-d14 (Surr)	*82*		*50 - 135*	*02/02/12 07:24*	*02/09/12 13:32*	*1*

Method: 8081/DOD - Organochlorine Pesticides (GC)

Analyte	Result	Qualifier	LOQ	DL	Unit	D	Prepared	Analyzed	Dil Fac
4,4'-DDD	0.011	U	0.053	0.010	ug/L		02/03/12 08:05	02/05/12 04:33	1
4,4'-DDE	0.011	U	0.053	0.010	ug/L		02/03/12 08:05	02/05/12 04:33	1
4,4'-DDT	0.032	U	0.053	0.017	ug/L		02/03/12 08:05	02/05/12 04:33	1
Aldrin	0.011	U	0.032	0.0086	ug/L		02/03/12 08:05	02/05/12 04:33	1
alpha-BHC	0.011	U	0.032	0.0074	ug/L		02/03/12 08:05	02/05/12 04:33	1
alpha-Chlordane	0.015	U	0.053	0.015	ug/L		02/03/12 08:05	02/05/12 04:33	1
beta-BHC	0.011	U	0.053	0.0088	ug/L		02/03/12 08:05	02/05/12 04:33	1
delta-BHC	0.011	U	0.053	0.0092	ug/L		02/03/12 08:05	02/05/12 04:33	1
Dieldrin	0.011	U	0.032	0.0079	ug/L		02/03/12 08:05	02/05/12 04:33	1
Endosulfan I	0.014	U	0.053	0.014	ug/L		02/03/12 08:05	02/05/12 04:33	1
Endosulfan II	0.013	U	0.053	0.013	ug/L		02/03/12 08:05	02/05/12 04:33	1
Endosulfan sulfate	0.012	U	0.053	0.012	ug/L		02/03/12 08:05	02/05/12 04:33	1
Endrin	0.012	U	0.053	0.012	ug/L		02/03/12 08:05	02/05/12 04:33	1
Endrin aldehyde	0.012	U	0.053	0.012	ug/L		02/03/12 08:05	02/05/12 04:33	1
Endrin ketone	0.011	U	0.053	0.0082	ug/L		02/03/12 08:05	02/05/12 04:33	1
gamma-BHC (Lindane)	0.011	U	0.053	0.0067	ug/L		02/03/12 08:05	02/05/12 04:33	1
gamma-Chlordane	0.013	U	0.053	0.013	ug/L		02/03/12 08:05	02/05/12 04:33	1
Heptachlor	0.011	U	0.032	0.0084	ug/L		02/03/12 08:05	02/05/12 04:33	1

Client Sample ID: FWGSCFMW-002-1885-GW
Date Collected: 01/31/12 12:08
Date Received: 01/31/12 19:05

Lab Sample ID: 240-8137-18
Matrix: Water

Method: 8081/DOD - Organochlorine Pesticides (GC) (Continued)

Analyte	Result	Qualifier	LOQ	DL	Unit	D	Prepared	Analyzed	Dil Fac
Heptachlor epoxide	0.011	U	0.032	0.0075	ug/L		02/03/12 08:05	02/05/12 04:33	1
Methoxychlor	0.034	U	0.11	0.034	ug/L		02/03/12 08:05	02/05/12 04:33	1
Toxaphene	0.53	U	2.1	0.34	ug/L		02/03/12 08:05	02/05/12 04:33	1

Surrogate	*%Recovery*	*Qualifier*	*Limits*	*Prepared*	*Analyzed*	*Dil Fac*
DCB Decachlorobiphenyl	*81*		*30 - 135*	*02/03/12 08:05*	*02/05/12 04:33*	*1*
DCB Decachlorobiphenyl	*77*		*30 - 135*	*02/03/12 08:05*	*02/05/12 04:33*	*1*
Tetrachloro-m-xylene	*95*		*25 - 140*	*02/03/12 08:05*	*02/05/12 04:33*	*1*
Tetrachloro-m-xylene	*76*	*M*	*25 - 140*	*02/03/12 08:05*	*02/05/12 04:33*	*1*

Method: 8082/DOD - Polychlorinated Biphenyls (PCBs) by Gas Chromatography

Analyte	Result	Qualifier	LOQ	DL	Unit	D	Prepared	Analyzed	Dil Fac
Aroclor-1016	0.21	U	0.53	0.18	ug/L		02/03/12 08:09	02/04/12 18:00	1
Aroclor-1221	0.21	U	0.53	0.14	ug/L		02/03/12 08:09	02/04/12 18:00	1
Aroclor-1232	0.21	U	0.53	0.17	ug/L		02/03/12 08:09	02/04/12 18:00	1
Aroclor-1242	0.42	U	0.53	0.23	ug/L		02/03/12 08:09	02/04/12 18:00	1
Aroclor-1248	0.21	U	0.53	0.11	ug/L		02/03/12 08:09	02/04/12 18:00	1
Aroclor-1254	0.21	U	0.53	0.17	ug/L		02/03/12 08:09	02/04/12 18:00	1
Aroclor-1260	0.21	U	0.53	0.18	ug/L		02/03/12 08:09	02/04/12 18:00	1

Surrogate	*%Recovery*	*Qualifier*	*Limits*	*Prepared*	*Analyzed*	*Dil Fac*
Tetrachloro-m-xylene	*76*		*40 - 140*	*02/03/12 08:09*	*02/04/12 18:00*	*1*
Tetrachloro-m-xylene	*72*		*40 - 140*	*02/03/12 08:09*	*02/04/12 18:00*	*1*
DCB Decachlorobiphenyl	*80*		*40 - 135*	*02/03/12 08:09*	*02/04/12 18:00*	*1*
DCB Decachlorobiphenyl	*79*		*40 - 135*	*02/03/12 08:09*	*02/04/12 18:00*	*1*

Method: 8330 (Modified) - Organic Compounds by UV/HPLC - Dissolved

Analyte	Result	Qualifier	LOQ	DL	Unit	D	Prepared	Analyzed	Dil Fac
Nitroguanidine	6.0 U		20	2.4	ug/L		02/11/12 08:10	02/14/12 14:47	1

Method: 8330/8330A - Nitroaromatics & Nitramines: Explosives (8330/A)

Analyte	Result	Qualifier	LOQ	DL	Unit	D	Prepared	Analyzed	Dil Fac
Nitroglycerin	0.50 U		0.64	0.33	ug/L		02/07/12 07:55	02/10/12 06:17	0.99
PETN	0.50 U		0.64	0.30	ug/L		02/07/12 07:55	02/10/12 06:17	0.99
2-Amino-4,6-dinitrotoluene	0.099 U		0.20	0.099	ug/L		02/07/12 07:55	02/10/12 06:17	0.99
4-Amino-2,6-dinitrotoluene	0.050 U		0.099	0.050	ug/L		02/07/12 07:55	02/10/12 06:17	0.99
1,3-Dinitrobenzene	0.050 U		0.099	0.050	ug/L		02/07/12 07:55	02/10/12 06:17	0.99
2,4-Dinitrotoluene	0.050 U		0.099	0.050	ug/L		02/07/12 07:55	02/10/12 06:17	0.99
2,6-Dinitrotoluene	0.050 U		0.099	0.050	ug/L		02/07/12 07:55	02/10/12 06:17	0.99
HMX	0.050 U		0.099	0.036	ug/L		02/07/12 07:55	02/10/12 06:17	0.99
Nitrobenzene	0.050 U		0.099	0.050	ug/L		02/07/12 07:55	02/10/12 06:17	0.99
2-Nitrotoluene	0.099 U		0.50	0.087	ug/L		02/07/12 07:55	02/10/12 06:17	0.99
3-Nitrotoluene	0.099 U		0.50	0.056	ug/L		02/07/12 07:55	02/10/12 06:17	0.99
4-Nitrotoluene	0.099 U		0.64	0.087	ug/L		02/07/12 07:55	02/10/12 06:17	0.99
RDX	0.050 U		0.099	0.036	ug/L		02/07/12 07:55	02/10/12 06:17	0.99
Tetryl	0.050 U		0.099	0.050	ug/L		02/07/12 07:55	02/10/12 06:17	0.99
1,3,5-Trinitrobenzene	0.050 U		0.099	0.030	ug/L		02/07/12 07:55	02/10/12 06:17	0.99
2,4,6-Trinitrotoluene	0.050 U		0.099	0.050	ug/L		02/07/12 07:55	02/10/12 06:17	0.99

Surrogate	*%Recovery*	*Qualifier*	*Limits*	*Prepared*	*Analyzed*	*Dil Fac*
3,4-Dinitrotoluene	*95*		*79 - 111*	*02/07/12 07:55*	*02/10/12 06:17*	*0.99*

Client: Environmental Quality Mgt., Inc.
Project/Site: RVAAP (OH)

TestAmerica Job ID: 240-8137-1

Client Sample ID: FWGSCFMW-002-1885-GW
Date Collected: 01/31/12 12:08
Date Received: 01/31/12 19:05

Lab Sample ID: 240-8137-18
Matrix: Water

General Chemistry

Analyte	Result	Qualifier	LOQ	DL	Unit	D	Prepared	Analyzed	Dil Fac
Nitrate-Nitrite	0.0069	J	0.050	0.0053	mg/L		02/15/12 00:00	02/15/12 11:30	1
Nitrocellulose	1.0 U		2.0	0.48	mg/L		02/13/12 08:45	02/15/12 12:24	1

Client: Environmental Quality Mgt., Inc.
Project/Site: RVAAP (OH)

TestAmerica Job ID: 240-8137-1

Client Sample ID: FWGSCFMW-002-1885-GF
Date Collected: 01/31/12 12:08
Date Received: 01/31/12 19:05

Lab Sample ID: 240-8137-19
Matrix: Water

Method: 6010B/DOD - Metals (ICP) - Total Recoverable

Analyte	Result	Qualifier	LOQ	DL	Unit	D	Prepared	Analyzed	Dil Fac
Arsenic	**14**		10	3.3	ug/L		02/08/12 09:30	02/09/12 13:01	1
Chromium	4.0	U	7.0	1.4	ug/L		02/08/12 09:30	02/09/12 13:01	1
Cobalt	4.0	U	7.0	1.5	ug/L		02/08/12 09:30	02/09/12 13:01	1
Lead	5.0	U	10	1.7	ug/L		02/08/12 09:30	02/09/12 13:01	1
Selenium	10	U	15	4.0	ug/L		02/08/12 09:30	02/09/12 13:01	1
Silver	5.0	U	7.0	1.7	ug/L		02/08/12 09:30	02/09/12 13:01	1
Vanadium	4.0	U	7.0	1.3	ug/L		02/08/12 09:30	02/09/12 13:01	1
Barium	**42**	**J**	200	2.8	ug/L		02/08/12 09:30	02/09/12 13:01	1
Calcium	**86000**		5000	630	ug/L		02/08/12 09:30	02/09/12 13:01	1
Copper	10	U	25	4.4	ug/L		02/08/12 09:30	02/09/12 13:01	1
Magnesium	**26000**		5000	120	ug/L		02/08/12 09:30	02/09/12 13:01	1
Manganese	**73**		15	1.8	ug/L		02/08/12 09:30	02/09/12 13:01	1
Nickel	5.0	U	40	2.2	ug/L		02/08/12 09:30	02/09/12 13:01	1
Potassium	**2300**	**J**	5000	300	ug/L		02/08/12 09:30	02/09/12 13:01	1

Method: 6020/DOD - Metals (ICP/MS) - Total Recoverable

Analyte	Result	Qualifier	LOQ	DL	Unit	D	Prepared	Analyzed	Dil Fac
Aluminum	60	U	60	20	ug/L		02/08/12 09:30	02/10/12 13:48	1
Antimony	0.50	U	2.0	0.21	ug/L		02/08/12 09:30	02/10/12 13:48	1
Beryllium	0.10	U	1.0	0.033	ug/L		02/08/12 09:30	02/10/12 13:48	1
Cadmium	**0.027**	**J**	2.0	0.023	ug/L		02/08/12 09:30	02/10/12 13:48	1
Iron	**430**		150	44	ug/L		02/08/12 09:30	02/10/12 13:48	1
Sodium	**20000**		1000	160	ug/L		02/08/12 09:30	02/10/12 13:48	1
Thallium	1.0	U	2.0	0.32	ug/L		02/08/12 09:30	02/10/12 13:48	1
Zinc	20	U	40	8.8	ug/L		02/08/12 09:30	02/10/12 13:48	1

Method: 7470A/DOD - Mercury (CVAA)

Analyte	Result	Qualifier	LOQ	DL	Unit	D	Prepared	Analyzed	Dil Fac
Hg	0.20	U	0.20	0.12	ug/L		02/06/12 13:15	02/08/12 13:43	1

Client Sample ID: FWGCBPMW-002C-1876-GW
Date Collected: 01/31/12 15:48
Date Received: 01/31/12 19:05

Lab Sample ID: 240-8137-20
Matrix: Water

Method: 8270C/DoD - Semivolatile Organic Compounds (GC/MS)

Analyte	Result	Qualifier	LOQ	DL	Unit	D	Prepared	Analyzed	Dil Fac
Butyl benzyl phthalate	0.80	U	1.0	0.80	ug/L		02/02/12 07:24	02/09/12 14:29	1
Dimethyl phthalate	0.80	U	1.0	0.29	ug/L		02/02/12 07:24	02/09/12 14:29	1
2,4-Dinitrotoluene	0.80	U	5.0	0.27	ug/L		02/02/12 07:24	02/09/12 14:29	1
2,6-Dinitrotoluene	0.80	U	5.0	0.80	ug/L		02/02/12 07:24	02/09/12 14:29	1
Di-n-butyl phthalate	0.80	U	1.0	0.67	ug/L		02/02/12 07:24	02/09/12 14:29	1
Diethyl phthalate	0.80	U	1.0	0.60	ug/L		02/02/12 07:24	02/09/12 14:29	1
Nitrobenzene	0.10	U	1.0	0.040	ug/L		02/02/12 07:24	02/09/12 14:29	1
Bis(2-ethylhexyl) phthalate	**1.9**	**J**	2.0	0.80	ug/L		02/02/12 07:24	02/09/12 14:29	1
Di-n-octyl phthalate	0.80	U	1.0	0.80	ug/L		02/02/12 07:24	02/09/12 14:29	1

Surrogate	*%Recovery*	*Qualifier*	*Limits*	*Prepared*	*Analyzed*	*Dil Fac*
2-Fluorobiphenyl (Surr)	*60*		*50 - 110*	*02/02/12 07:24*	*02/09/12 14:29*	*1*
2-Fluorophenol (Surr)	*69*		*20 - 110*	*02/02/12 07:24*	*02/09/12 14:29*	*1*
Nitrobenzene-d5 (Surr)	*69*		*40 - 110*	*02/02/12 07:24*	*02/09/12 14:29*	*1*
Terphenyl-d14 (Surr)	*68*		*50 - 135*	*02/02/12 07:24*	*02/09/12 14:29*	*1*
2,4,6-Tribromophenol (Surr)	*75*		*40 - 125*	*02/02/12 07:24*	*02/09/12 14:29*	*1*
Phenol-d5 (Surr)	*85*		*10 - 115*	*02/02/12 07:24*	*02/09/12 14:29*	*1*

Method: 8081/DOD - Organochlorine Pesticides (GC)

Analyte	Result	Qualifier	LOQ	DL	Unit	D	Prepared	Analyzed	Dil Fac
4,4'-DDD	0.010	U	0.052	0.010	ug/L		02/03/12 08:05	02/05/12 06:09	1
4,4'-DDE	0.010	U	0.052	0.010	ug/L		02/03/12 08:05	02/05/12 06:09	1
4,4'-DDT	0.031	U	0.052	0.017	ug/L		02/03/12 08:05	02/05/12 06:09	1
Aldrin	0.010	U	0.031	0.0085	ug/L		02/03/12 08:05	02/05/12 06:09	1
alpha-BHC	0.010	U	0.031	0.0073	ug/L		02/03/12 08:05	02/05/12 06:09	1
alpha-Chlordane	0.015	U	0.052	0.015	ug/L		02/03/12 08:05	02/05/12 06:09	1
beta-BHC	0.010	U	0.052	0.0088	ug/L		02/03/12 08:05	02/05/12 06:09	1
delta-BHC	0.010	U	0.052	0.0091	ug/L		02/03/12 08:05	02/05/12 06:09	1
Dieldrin	0.010	U	0.031	0.0078	ug/L		02/03/12 08:05	02/05/12 06:09	1
Endosulfan I	0.014	U	0.052	0.014	ug/L		02/03/12 08:05	02/05/12 06:09	1
Endosulfan II	0.013	U	0.052	0.013	ug/L		02/03/12 08:05	02/05/12 06:09	1
Endosulfan sulfate	0.011	U	0.052	0.011	ug/L		02/03/12 08:05	02/05/12 06:09	1
Endrin	0.011	U	0.052	0.011	ug/L		02/03/12 08:05	02/05/12 06:09	1
Endrin aldehyde	0.011	U	0.052	0.011	ug/L		02/03/12 08:05	02/05/12 06:09	1
Endrin ketone	0.010	U	0.052	0.0081	ug/L		02/03/12 08:05	02/05/12 06:09	1
gamma-BHC (Lindane)	0.010	U	0.052	0.0067	ug/L		02/03/12 08:05	02/05/12 06:09	1
gamma-Chlordane	0.013	U	0.052	0.013	ug/L		02/03/12 08:05	02/05/12 06:09	1
Heptachlor	0.010	U	0.031	0.0083	ug/L		02/03/12 08:05	02/05/12 06:09	1
Heptachlor epoxide	0.010	U	0.031	0.0074	ug/L		02/03/12 08:05	02/05/12 06:09	1
Methoxychlor	0.033	U	0.10	0.033	ug/L		02/03/12 08:05	02/05/12 06:09	1
Toxaphene	0.52	U	2.1	0.33	ug/L		02/03/12 08:05	02/05/12 06:09	1

Surrogate	*%Recovery*	*Qualifier*	*Limits*	*Prepared*	*Analyzed*	*Dil Fac*
DCB Decachlorobiphenyl	*47*		*30 - 135*	*02/03/12 08:05*	*02/05/12 06:09*	*1*
DCB Decachlorobiphenyl	*45*		*30 - 135*	*02/03/12 08:05*	*02/05/12 06:09*	*1*
Tetrachloro-m-xylene	*89*	*M*	*25 - 140*	*02/03/12 08:05*	*02/05/12 06:09*	*1*
Tetrachloro-m-xylene	*83*		*25 - 140*	*02/03/12 08:05*	*02/05/12 06:09*	*1*

Method: 8082/DOD - Polychlorinated Biphenyls (PCBs) by Gas Chromatography

Analyte	Result	Qualifier	LOQ	DL	Unit	D	Prepared	Analyzed	Dil Fac
Aroclor-1016	0.21	U	0.52	0.18	ug/L		02/03/12 08:09	02/04/12 18:15	1
Aroclor-1221	0.21	U	0.52	0.14	ug/L		02/03/12 08:09	02/04/12 18:15	1

Client: Environmental Quality Mgt., Inc.
Project/Site: RVAAP (OH)

TestAmerica Job ID: 240-8137-1

Client Sample ID: FWGCBPMW-002C-1876-GW
Date Collected: 01/31/12 15:48
Date Received: 01/31/12 19:05

Lab Sample ID: 240-8137-20
Matrix: Water

Method: 8082/DOD - Polychlorinated Biphenyls (PCBs) by Gas Chromatography (Continued)

Analyte	Result	Qualifier	LOQ	DL	Unit	D	Prepared	Analyzed	Dil Fac
Aroclor-1232	0.21	U	0.52	0.17	ug/L		02/03/12 08:09	02/04/12 18:15	1
Aroclor-1242	0.42	U	0.52	0.23	ug/L		02/03/12 08:09	02/04/12 18:15	1
Aroclor-1248	0.21	U	0.52	0.10	ug/L		02/03/12 08:09	02/04/12 18:15	1
Aroclor-1254	0.21	U	0.52	0.17	ug/L		02/03/12 08:09	02/04/12 18:15	1
Aroclor-1260	0.21	U	0.52	0.18	ug/L		02/03/12 08:09	02/04/12 18:15	1

Surrogate	*%Recovery*	*Qualifier*	*Limits*	*Prepared*	*Analyzed*	*Dil Fac*
Tetrachloro-m-xylene	*74*		*40 - 140*	*02/03/12 08:09*	*02/04/12 18:15*	*1*
Tetrachloro-m-xylene	*76*		*40 - 140*	*02/03/12 08:09*	*02/04/12 18:15*	*1*
DCB Decachlorobiphenyl	*41*		*40 - 135*	*02/03/12 08:09*	*02/04/12 18:15*	*1*
DCB Decachlorobiphenyl	*41*		*40 - 135*	*02/03/12 08:09*	*02/04/12 18:15*	*1*

Client: Environmental Quality Mgt., Inc.
Project/Site: RVAAP (OH)

TestAmerica Job ID: 240-8137-1

Client Sample ID: FWGCBPMW-002C-1876-GF
Date Collected: 01/31/12 15:48
Date Received: 01/31/12 19:05

Lab Sample ID: 240-8137-21
Matrix: Water

Method: 6010B/DOD - Metals (ICP) - Total Recoverable

Analyte	Result	Qualifier	LOQ	DL	Unit	D	Prepared	Analyzed	Dil Fac
Arsenic	**9.8**	**J**	10	3.3	ug/L		02/08/12 09:30	02/09/12 14:14	1
Chromium	4.0	U	7.0	1.4	ug/L		02/08/12 09:30	02/09/12 14:14	1
Cobalt	4.0	U	7.0	1.5	ug/L		02/08/12 09:30	02/09/12 14:14	1
Lead	5.0	U	10	1.7	ug/L		02/08/12 09:30	02/09/12 14:14	1
Selenium	10	U	15	4.0	ug/L		02/08/12 09:30	02/09/12 14:14	1
Silver	5.0	U	7.0	1.7	ug/L		02/08/12 09:30	02/09/12 14:14	1
Vanadium	4.0	U	7.0	1.3	ug/L		02/08/12 09:30	02/09/12 14:14	1
Barium	**11**	**J**	200	2.8	ug/L		02/08/12 09:30	02/09/12 14:14	1
Calcium	**170000**		5000	630	ug/L		02/08/12 09:30	02/09/12 14:14	1
Copper	10	U	25	4.4	ug/L		02/08/12 09:30	02/09/12 14:14	1
Magnesium	**100000**		5000	120	ug/L		02/08/12 09:30	02/09/12 14:14	1
Manganese	**66**		15	1.8	ug/L		02/08/12 09:30	02/09/12 14:14	1
Nickel	5.0	U	40	2.2	ug/L		02/08/12 09:30	02/09/12 14:14	1
Potassium	**3700**	**J**	5000	300	ug/L		02/08/12 09:30	02/09/12 14:14	1

Method: 6020/DOD - Metals (ICP/MS) - Total Recoverable

Analyte	Result	Qualifier	LOQ	DL	Unit	D	Prepared	Analyzed	Dil Fac
Aluminum	**63**		60	20	ug/L		02/08/12 09:30	02/10/12 14:48	1
Antimony	0.50	U	2.0	0.21	ug/L		02/08/12 09:30	02/10/12 14:48	1
Beryllium	0.10	U	1.0	0.033	ug/L		02/08/12 09:30	02/10/12 14:48	1
Cadmium	**0.033**	**J**	2.0	0.023	ug/L		02/08/12 09:30	02/10/12 14:48	1
Iron	**770**		150	44	ug/L		02/08/12 09:30	02/10/12 14:48	1
Sodium	**49000**		1000	160	ug/L		02/08/12 09:30	02/10/12 14:48	1
Thallium	1.0	U	2.0	0.32	ug/L		02/08/12 09:30	02/10/12 14:48	1
Zinc	20	U	40	8.8	ug/L		02/08/12 09:30	02/10/12 14:48	1

Method: 7470A/DOD - Mercury (CVAA)

Analyte	Result	Qualifier	LOQ	DL	Unit	D	Prepared	Analyzed	Dil Fac
Hg	0.20	U	0.20	0.12	ug/L		02/06/12 13:15	02/08/12 14:04	1

Client: Environmental Quality Mgt., Inc.
Project/Site: RVAAP (OH)

TestAmerica Job ID: 240-8137-1

Client Sample ID: FWGEQUIPRINSE2-1895-GW
Date Collected: 01/31/12 16:28
Date Received: 01/31/12 19:05

Lab Sample ID: 240-8137-22
Matrix: Water

Method: 8260B/DoD - Volatile Organic Compounds (GC/MS)

Analyte	Result	Qualifier	LOQ	DL	Unit	D	Prepared	Analyzed	Dil Fac
1,1,1-Trichloroethane	0.25	U	1.0	0.22	ug/L			02/03/12 16:47	1
1,1,2,2-Tetrachloroethane	0.25	U	1.0	0.18	ug/L			02/03/12 16:47	1
1,1,2-Trichloroethane	0.50	U	1.0	0.27	ug/L			02/03/12 16:47	1
1,1-Dichloroethane	0.25	U	1.0	0.15	ug/L			02/03/12 16:47	1
1,1-Dichloroethene	0.25	U	1.0	0.19	ug/L			02/03/12 16:47	1
1,2-Dichloroethane	0.25	U	1.0	0.22	ug/L			02/03/12 16:47	1
1,2-Dichloroethene, Total	0.50	U	2.0	0.34	ug/L			02/03/12 16:47	1
1,2-Dichloropropane	0.25	U	1.0	0.18	ug/L			02/03/12 16:47	1
2-Hexanone	0.50	U	10	0.41	ug/L			02/03/12 16:47	1
Bromochloromethane	0.50	U	1.0	0.29	ug/L			02/03/12 16:47	1
Acetone	**20**		10	1.1	ug/L			02/03/12 16:47	1
Benzene	0.25	U	1.0	0.13	ug/L			02/03/12 16:47	1
Bromoform	0.64	U	1.0	0.64	ug/L			02/03/12 16:47	1
Bromomethane	0.50	U	1.0	0.41	ug/L			02/03/12 16:47	1
Carbon disulfide	0.25	U	1.0	0.13	ug/L			02/03/12 16:47	1
Carbon tetrachloride	0.25	U	1.0	0.13	ug/L			02/03/12 16:47	1
Chlorobenzene	0.25	U	1.0	0.15	ug/L			02/03/12 16:47	1
Chloroethane	0.50	U	1.0	0.29	ug/L			02/03/12 16:47	1
Chloroform	0.25	U	1.0	0.16	ug/L			02/03/12 16:47	1
Chloromethane	0.50	U	1.0	0.30	ug/L			02/03/12 16:47	1
cis-1,2-Dichloroethene	0.25	U	1.0	0.17	ug/L			02/03/12 16:47	1
cis-1,3-Dichloropropene	0.25	U	1.0	0.14	ug/L			02/03/12 16:47	1
Bromodichloromethane	0.25	U	1.0	0.15	ug/L			02/03/12 16:47	1
Ethylbenzene	0.25	U	1.0	0.17	ug/L			02/03/12 16:47	1
1,2-Dibromoethane	0.25	U	1.0	0.24	ug/L			02/03/12 16:47	1
m-Xylene & p-Xylene	0.50	U	2.0	0.24	ug/L			02/03/12 16:47	1
2-Butanone (MEK)	**1.1**	**J**	10	0.57	ug/L			02/03/12 16:47	1
4-Methyl-2-pentanone (MIBK)	0.50	U	10	0.32	ug/L			02/03/12 16:47	1
Methylene Chloride	0.50	U	1.0	0.33	ug/L			02/03/12 16:47	1
o-Xylene	0.25	U	1.0	0.14	ug/L			02/03/12 16:47	1
Styrene	0.25	U	1.0	0.11	ug/L			02/03/12 16:47	1
Tetrachloroethene	0.50	U	1.0	0.29	ug/L			02/03/12 16:47	1
Toluene	0.25	U	1.0	0.13	ug/L			02/03/12 16:47	1
trans-1,2-Dichloroethene	0.25	U	1.0	0.19	ug/L			02/03/12 16:47	1
trans-1,3-Dichloropropene	0.25	U	1.0	0.19	ug/L			02/03/12 16:47	1
Trichloroethene	0.25	U	1.0	0.17	ug/L			02/03/12 16:47	1
Vinyl chloride	0.25	U	1.0	0.22	ug/L			02/03/12 16:47	1
Xylenes, Total	0.75	U	2.0	0.28	ug/L			02/03/12 16:47	1
Dibromochloromethane	0.25	U	1.0	0.18	ug/L			02/03/12 16:47	1

Surrogate	*%Recovery*	*Qualifier*	*Limits*	*Prepared*	*Analyzed*	*Dil Fac*
1,2-Dichloroethane-d4 (Surr)	*103*		*70 - 120*		*02/03/12 16:47*	*1*
4-Bromofluorobenzene (Surr)	*86*		*75 - 120*		*02/03/12 16:47*	*1*
Toluene-d8 (Surr)	*99*		*85 - 120*		*02/03/12 16:47*	*1*
Dibromofluoromethane (Surr)	*105*		*85 - 115*		*02/03/12 16:47*	*1*

Method: 8270C/DoD - Semivolatile Organic Compounds (GC/MS)

Analyte	Result	Qualifier	LOQ	DL	Unit	D	Prepared	Analyzed	Dil Fac
Acenaphthene	0.11	U	0.22	0.11	ug/L		02/02/12 07:24	02/09/12 14:48	1
Acenaphthylene	0.11	U	0.22	0.11	ug/L		02/02/12 07:24	02/09/12 14:48	1
Anthracene	0.11	U	0.22	0.11	ug/L		02/02/12 07:24	02/09/12 14:48	1

Client Sample ID: FWGEQUIPRINSE2-1895-GW
Date Collected: 01/31/12 16:28
Date Received: 01/31/12 19:05

Lab Sample ID: 240-8137-22
Matrix: Water

Method: 8270C/DoD - Semivolatile Organic Compounds (GC/MS) (Continued)

Analyte	Result	Qualifier	LOQ	DL	Unit	D	Prepared	Analyzed	Dil Fac
Benzo[a]anthracene	0.11	U	0.22	0.11	ug/L		02/02/12 07:24	02/09/12 14:48	1
Benzo[b]fluoranthene	0.11	U	0.22	0.11	ug/L		02/02/12 07:24	02/09/12 14:48	1
Benzo[k]fluoranthene	0.11	U	0.22	0.11	ug/L		02/02/12 07:24	02/09/12 14:48	1
Benzo[g,h,i]perylene	0.11	U	0.22	0.11	ug/L		02/02/12 07:24	02/09/12 14:48	1
Benzo[a]pyrene	0.11	U	0.22	0.11	ug/L		02/02/12 07:24	02/09/12 14:48	1
Butyl benzyl phthalate	0.88	U	1.1	0.88	ug/L		02/02/12 07:24	02/09/12 14:48	1
Bis(2-ethylhexyl) phthalate	**0.95**	**J**	2.2	0.88	ug/L		02/02/12 07:24	02/09/12 14:48	1
4-Chloro-3-methylphenol	0.88	U	2.2	0.88	ug/L		02/02/12 07:24	02/09/12 14:48	1
2-Chlorophenol	0.88	U	1.1	0.32	ug/L		02/02/12 07:24	02/09/12 14:48	1
Chrysene	0.11	U	0.22	0.11	ug/L		02/02/12 07:24	02/09/12 14:48	1
3 & 4 Methylphenol	0.88	U	2.2	0.88	ug/L		02/02/12 07:24	02/09/12 14:48	1
Dibenz(a,h)anthracene	0.11	U	0.22	0.11	ug/L		02/02/12 07:24	02/09/12 14:48	1
2,4-Dichlorophenol	0.88	U	2.2	0.88	ug/L		02/02/12 07:24	02/09/12 14:48	1
Diethyl phthalate	0.88	U	1.1	0.66	ug/L		02/02/12 07:24	02/09/12 14:48	1
2,4-Dimethylphenol	0.88	U	2.2	0.88	ug/L		02/02/12 07:24	02/09/12 14:48	1
Dimethyl phthalate	0.88	U	1.1	0.32	ug/L		02/02/12 07:24	02/09/12 14:48	1
4,6-Dinitro-2-methylphenol	2.6	U	5.5	2.6	ug/L		02/02/12 07:24	02/09/12 14:48	1
2,4-Dinitrophenol	2.6	U	5.5	2.6	ug/L		02/02/12 07:24	02/09/12 14:48	1
2,4-Dinitrotoluene	0.88	U	5.5	0.30	ug/L		02/02/12 07:24	02/09/12 14:48	1
Di-n-butyl phthalate	0.88	U	1.1	0.74	ug/L		02/02/12 07:24	02/09/12 14:48	1
Di-n-octyl phthalate	0.88	U	1.1	0.88	ug/L		02/02/12 07:24	02/09/12 14:48	1
Fluoranthene	0.11	U	0.22	0.11	ug/L		02/02/12 07:24	02/09/12 14:48	1
Fluorene	0.11	U	0.22	0.11	ug/L		02/02/12 07:24	02/09/12 14:48	1
Indeno[1,2,3-cd]pyrene	0.11	U	0.22	0.11	ug/L		02/02/12 07:24	02/09/12 14:48	1
2-Methylphenol	0.88	U	1.1	0.88	ug/L		02/02/12 07:24	02/09/12 14:48	1
Naphthalene	0.11	U	0.22	0.11	ug/L		02/02/12 07:24	02/09/12 14:48	1
Nitrobenzene	0.11	U	1.1	0.044	ug/L		02/02/12 07:24	02/09/12 14:48	1
2-Nitrophenol	0.88	U	2.2	0.31	ug/L		02/02/12 07:24	02/09/12 14:48	1
4-Nitrophenol	2.6	U	5.5	2.6	ug/L		02/02/12 07:24	02/09/12 14:48	1
Pentachlorophenol	2.6	U	5.5	2.6	ug/L		02/02/12 07:24	02/09/12 14:48	1
Phenanthrene	0.11	U	0.22	0.11	ug/L		02/02/12 07:24	02/09/12 14:48	1
Phenol	0.88	U	1.1	0.66	ug/L		02/02/12 07:24	02/09/12 14:48	1
Pyrene	0.11	U	0.22	0.11	ug/L		02/02/12 07:24	02/09/12 14:48	1
2,4,5-Trichlorophenol	0.88	U	5.5	0.33	ug/L		02/02/12 07:24	02/09/12 14:48	1
2,4,6-Trichlorophenol	0.88	U	5.5	0.88	ug/L		02/02/12 07:24	02/09/12 14:48	1
2,6-Dinitrotoluene	0.88	U	5.5	0.88	ug/L		02/02/12 07:24	02/09/12 14:48	1

Surrogate	*%Recovery*	*Qualifier*	*Limits*	*Prepared*	*Analyzed*	*Dil Fac*
2-Fluorobiphenyl (Surr)	*61*		*50 - 110*	*02/02/12 07:24*	*02/09/12 14:48*	*1*
2-Fluorophenol (Surr)	*63*		*20 - 110*	*02/02/12 07:24*	*02/09/12 14:48*	*1*
2,4,6-Tribromophenol (Surr)	*69*		*40 - 125*	*02/02/12 07:24*	*02/09/12 14:48*	*1*
Nitrobenzene-d5 (Surr)	*69*		*40 - 110*	*02/02/12 07:24*	*02/09/12 14:48*	*1*
Phenol-d5 (Surr)	*73*		*10 - 115*	*02/02/12 07:24*	*02/09/12 14:48*	*1*
Terphenyl-d14 (Surr)	*81*		*50 - 135*	*02/02/12 07:24*	*02/09/12 14:48*	*1*

Method: 8081/DOD - Organochlorine Pesticides (GC)

Analyte	Result	Qualifier	LOQ	DL	Unit	D	Prepared	Analyzed	Dil Fac
4,4'-DDD	0.011	U	0.053	0.010	ug/L		02/03/12 08:05	02/05/12 06:33	1
4,4'-DDE	0.011	U	0.053	0.010	ug/L		02/03/12 08:05	02/05/12 06:33	1
4,4'-DDT	0.032	U	0.053	0.017	ug/L		02/03/12 08:05	02/05/12 06:33	1
Aldrin	0.011	U	0.032	0.0087	ug/L		02/03/12 08:05	02/05/12 06:33	1

Client Sample ID: FWGEQUIPRINSE2-1895-GW
Date Collected: 01/31/12 16:28
Date Received: 01/31/12 19:05

Lab Sample ID: 240-8137-22
Matrix: Water

Method: 8081/DOD - Organochlorine Pesticides (GC) (Continued)

Analyte	Result	Qualifier	LOQ	DL	Unit	D	Prepared	Analyzed	Dil Fac
alpha-BHC	0.011	U	0.032	0.0074	ug/L		02/03/12 08:05	02/05/12 06:33	1
alpha-Chlordane	0.015	U	0.053	0.015	ug/L		02/03/12 08:05	02/05/12 06:33	1
beta-BHC	0.011	U	0.053	0.0089	ug/L		02/03/12 08:05	02/05/12 06:33	1
delta-BHC	0.011	U	0.053	0.0093	ug/L		02/03/12 08:05	02/05/12 06:33	1
Dieldrin	0.011	U	0.032	0.0080	ug/L		02/03/12 08:05	02/05/12 06:33	1
Endosulfan I	0.014	U	0.053	0.014	ug/L		02/03/12 08:05	02/05/12 06:33	1
Endosulfan II	0.013	U	0.053	0.013	ug/L		02/03/12 08:05	02/05/12 06:33	1
Endosulfan sulfate	0.012	U	0.053	0.012	ug/L		02/03/12 08:05	02/05/12 06:33	1
Endrin	0.012	U	0.053	0.012	ug/L		02/03/12 08:05	02/05/12 06:33	1
Endrin aldehyde	0.012	U	0.053	0.012	ug/L		02/03/12 08:05	02/05/12 06:33	1
Endrin ketone	0.011	U	0.053	0.0083	ug/L		02/03/12 08:05	02/05/12 06:33	1
gamma-BHC (Lindane)	0.011	U	0.053	0.0068	ug/L		02/03/12 08:05	02/05/12 06:33	1
gamma-Chlordane	0.013	U	0.053	0.013	ug/L		02/03/12 08:05	02/05/12 06:33	1
Heptachlor	0.011	U	0.032	0.0085	ug/L		02/03/12 08:05	02/05/12 06:33	1
Heptachlor epoxide	0.011	U	0.032	0.0076	ug/L		02/03/12 08:05	02/05/12 06:33	1
Methoxychlor	0.034	U	0.11	0.034	ug/L		02/03/12 08:05	02/05/12 06:33	1
Toxaphene	0.53	U	2.1	0.34	ug/L		02/03/12 08:05	02/05/12 06:33	1

Surrogate	*%Recovery*	*Qualifier*	*Limits*	*Prepared*	*Analyzed*	*Dil Fac*
DCB Decachlorobiphenyl	*97*		*30 - 135*	*02/03/12 08:05*	*02/05/12 06:33*	*1*
DCB Decachlorobiphenyl	*88*		*30 - 135*	*02/03/12 08:05*	*02/05/12 06:33*	*1*
Tetrachloro-m-xylene	*80*		*25 - 140*	*02/03/12 08:05*	*02/05/12 06:33*	*1*
Tetrachloro-m-xylene	*80*		*25 - 140*	*02/03/12 08:05*	*02/05/12 06:33*	*1*

Method: 8082/DOD - Polychlorinated Biphenyls (PCBs) by Gas Chromatography

Analyte	Result	Qualifier	LOQ	DL	Unit	D	Prepared	Analyzed	Dil Fac
Aroclor-1016	0.21	U	0.53	0.18	ug/L		02/03/12 08:09	02/04/12 19:13	1
Aroclor-1221	0.21	U	0.53	0.14	ug/L		02/03/12 08:09	02/04/12 19:13	1
Aroclor-1232	0.21	U	0.53	0.17	ug/L		02/03/12 08:09	02/04/12 19:13	1
Aroclor-1242	0.43	U	0.53	0.23	ug/L		02/03/12 08:09	02/04/12 19:13	1
Aroclor-1248	0.21	U	0.53	0.11	ug/L		02/03/12 08:09	02/04/12 19:13	1
Aroclor-1254	0.21	U	0.53	0.17	ug/L		02/03/12 08:09	02/04/12 19:13	1
Aroclor-1260	0.21	U	0.53	0.18	ug/L		02/03/12 08:09	02/04/12 19:13	1

Surrogate	*%Recovery*	*Qualifier*	*Limits*	*Prepared*	*Analyzed*	*Dil Fac*
Tetrachloro-m-xylene	*75*		*40 - 140*	*02/03/12 08:09*	*02/04/12 19:13*	*1*
Tetrachloro-m-xylene	*77*		*40 - 140*	*02/03/12 08:09*	*02/04/12 19:13*	*1*
DCB Decachlorobiphenyl	*92*		*40 - 135*	*02/03/12 08:09*	*02/04/12 19:13*	*1*
DCB Decachlorobiphenyl	*93*		*40 - 135*	*02/03/12 08:09*	*02/04/12 19:13*	*1*

Method: 8330 (Modified) - Organic Compounds by UV/HPLC - Dissolved

Analyte	Result	Qualifier	LOQ	DL	Unit	D	Prepared	Analyzed	Dil Fac
Nitroguanidine	6.0 U		20	2.4	ug/L		02/11/12 08:10	02/14/12 15:45	1

Method: 8330/8330A - Nitroaromatics & Nitramines: Explosives (8330/A)

Analyte	Result	Qualifier	LOQ	DL	Unit	D	Prepared	Analyzed	Dil Fac
Nitroglycerin	0.50 U		0.66	0.33	ug/L		02/07/12 07:55	02/10/12 08:18	1.01
PETN	0.50 U		0.66	0.30	ug/L		02/07/12 07:55	02/10/12 08:18	1.01
2-Amino-4,6-dinitrotoluene	0.10 U		0.20	0.10	ug/L		02/07/12 07:55	02/10/12 08:18	1.01
4-Amino-2,6-dinitrotoluene	0.050 U		0.10	0.050	ug/L		02/07/12 07:55	02/10/12 08:18	1.01
1,3-Dinitrobenzene	0.050 U		0.10	0.050	ug/L		02/07/12 07:55	02/10/12 08:18	1.01
2,4-Dinitrotoluene	0.050 U		0.10	0.050	ug/L		02/07/12 07:55	02/10/12 08:18	1.01

Client: Environmental Quality Mgt., Inc.
Project/Site: RVAAP (OH)

TestAmerica Job ID: 240-8137-1

Client Sample ID: FWGEQUIPRINSE2-1895-GW
Date Collected: 01/31/12 16:28
Date Received: 01/31/12 19:05

Lab Sample ID: 240-8137-22
Matrix: Water

Method: 8330/8330A - Nitroaromatics & Nitramines: Explosives (8330/A) (Continued)

Analyte	Result	Qualifier	LOQ	DL	Unit	D	Prepared	Analyzed	Dil Fac
2,6-Dinitrotoluene	0.050 U		0.10	0.050	ug/L		02/07/12 07:55	02/10/12 08:18	1.01
HMX	0.050 U		0.10	0.036	ug/L		02/07/12 07:55	02/10/12 08:18	1.01
Nitrobenzene	0.050 U		0.10	0.050	ug/L		02/07/12 07:55	02/10/12 08:18	1.01
2-Nitrotoluene	0.10 U		0.50	0.089	ug/L		02/07/12 07:55	02/10/12 08:18	1.01
3-Nitrotoluene	0.10 U		0.50	0.058	ug/L		02/07/12 07:55	02/10/12 08:18	1.01
4-Nitrotoluene	0.10 U		0.66	0.089	ug/L		02/07/12 07:55	02/10/12 08:18	1.01
RDX	0.050 U		0.10	0.036	ug/L		02/07/12 07:55	02/10/12 08:18	1.01
Tetryl	0.050 U		0.10	0.050	ug/L		02/07/12 07:55	02/10/12 08:18	1.01
1,3,5-Trinitrobenzene	0.050 U		0.10	0.030	ug/L		02/07/12 07:55	02/10/12 08:18	1.01
2,4,6-Trinitrotoluene	0.050 U		0.10	0.050	ug/L		02/07/12 07:55	02/10/12 08:18	1.01

Surrogate	*%Recovery*	*Qualifier*	*Limits*	*Prepared*	*Analyzed*	*Dil Fac*
3,4-Dinitrotoluene	*99*		*79 - 111*	*02/07/12 07:55*	*02/10/12 08:18*	*1.01*

Method: 6010B/DOD - Metals (ICP) - Total Recoverable

Analyte	Result	Qualifier	LOQ	DL	Unit	D	Prepared	Analyzed	Dil Fac
Arsenic	10	U	10	3.3	ug/L		02/08/12 09:30	02/09/12 14:20	1
Chromium	4.0	U	7.0	1.4	ug/L		02/08/12 09:30	02/09/12 14:20	1
Cobalt	4.0	U	7.0	1.5	ug/L		02/08/12 09:30	02/09/12 14:20	1
Lead	5.0	U	10	1.7	ug/L		02/08/12 09:30	02/09/12 14:20	1
Selenium	10	U	15	4.0	ug/L		02/08/12 09:30	02/09/12 14:20	1
Silver	5.0	U	7.0	1.7	ug/L		02/08/12 09:30	02/09/12 14:20	1
Vanadium	4.0	U	7.0	1.3	ug/L		02/08/12 09:30	02/09/12 14:20	1
Barium	5.0	U	200	2.8	ug/L		02/08/12 09:30	02/09/12 14:20	1
Calcium	1000	U	5000	630	ug/L		02/08/12 09:30	02/09/12 14:20	1
Copper	10	U	25	4.4	ug/L		02/08/12 09:30	02/09/12 14:20	1
Magnesium	**170**	**J**	5000	120	ug/L		02/08/12 09:30	02/09/12 14:20	1
Manganese	5.0	U	15	1.8	ug/L		02/08/12 09:30	02/09/12 14:20	1
Nickel	5.0	U	40	2.2	ug/L		02/08/12 09:30	02/09/12 14:20	1
Potassium	900	U	5000	300	ug/L		02/08/12 09:30	02/09/12 14:20	1

Method: 6020/DOD - Metals (ICP/MS) - Total Recoverable

Analyte	Result	Qualifier	LOQ	DL	Unit	D	Prepared	Analyzed	Dil Fac
Aluminum	60	U	60	20	ug/L		02/08/12 09:30	02/10/12 14:53	1
Antimony	0.50	U	2.0	0.21	ug/L		02/08/12 09:30	02/10/12 14:53	1
Beryllium	0.10	U	1.0	0.033	ug/L		02/08/12 09:30	02/10/12 14:53	1
Cadmium	0.070	U	2.0	0.023	ug/L		02/08/12 09:30	02/10/12 14:53	1
Iron	100	U	150	44	ug/L		02/08/12 09:30	02/10/12 14:53	1
Sodium	400	U	1000	160	ug/L		02/08/12 09:30	02/10/12 14:53	1
Thallium	1.0	U	2.0	0.32	ug/L		02/08/12 09:30	02/10/12 14:53	1
Zinc	20	U	40	8.8	ug/L		02/08/12 09:30	02/10/12 14:53	1

Method: 7470A/DOD - Mercury (CVAA)

Analyte	Result	Qualifier	LOQ	DL	Unit	D	Prepared	Analyzed	Dil Fac
Hg	0.20	U	0.20	0.12	ug/L		02/06/12 13:15	02/08/12 14:06	1

General Chemistry

Analyte	Result	Qualifier	LOQ	DL	Unit	D	Prepared	Analyzed	Dil Fac
Nitrate-Nitrite	**0.013**	**J**	0.050	0.0053	mg/L		02/15/12 00:00	02/15/12 11:40	1
Nitrocellulose	1.0 U		2.0	0.48	mg/L		02/13/12 08:45	02/15/12 12:36	1

Client: Environmental Quality Mgt., Inc.
Project/Site: RVAAP (OH)

TestAmerica Job ID: 240-8137-1

Client Sample ID: FWG TEAM3 TRIP
Date Collected: 01/31/12 08:00
Date Received: 01/31/12 19:05

Lab Sample ID: 240-8137-23
Matrix: Water

Method: 8260B/DoD - Volatile Organic Compounds (GC/MS)

Analyte	Result	Qualifier	LOQ	DL	Unit	D	Prepared	Analyzed	Dil Fac
1,1,1-Trichloroethane	0.25	U	1.0	0.22	ug/L			02/03/12 17:09	1
1,1,2,2-Tetrachloroethane	0.25	U	1.0	0.18	ug/L			02/03/12 17:09	1
1,1,2-Trichloroethane	0.50	U	1.0	0.27	ug/L			02/03/12 17:09	1
1,1-Dichloroethane	0.25	U	1.0	0.15	ug/L			02/03/12 17:09	1
1,1-Dichloroethene	0.25	U	1.0	0.19	ug/L			02/03/12 17:09	1
1,2-Dichloroethane	0.25	U	1.0	0.22	ug/L			02/03/12 17:09	1
1,2-Dichloroethene, Total	0.50	U	2.0	0.34	ug/L			02/03/12 17:09	1
1,2-Dichloropropane	0.25	U	1.0	0.18	ug/L			02/03/12 17:09	1
2-Hexanone	0.50	U	10	0.41	ug/L			02/03/12 17:09	1
Bromochloromethane	0.50	U	1.0	0.29	ug/L			02/03/12 17:09	1
Acetone	1.1	U	10	1.1	ug/L			02/03/12 17:09	1
Benzene	0.25	U	1.0	0.13	ug/L			02/03/12 17:09	1
Bromoform	0.64	U	1.0	0.64	ug/L			02/03/12 17:09	1
Bromomethane	0.50	U	1.0	0.41	ug/L			02/03/12 17:09	1
Carbon disulfide	0.25	U	1.0	0.13	ug/L			02/03/12 17:09	1
Carbon tetrachloride	0.25	U	1.0	0.13	ug/L			02/03/12 17:09	1
Chlorobenzene	0.25	U	1.0	0.15	ug/L			02/03/12 17:09	1
Chloroethane	0.50	U	1.0	0.29	ug/L			02/03/12 17:09	1
Chloroform	0.25	U	1.0	0.16	ug/L			02/03/12 17:09	1
Chloromethane	0.50	U	1.0	0.30	ug/L			02/03/12 17:09	1
cis-1,2-Dichloroethene	0.25	U	1.0	0.17	ug/L			02/03/12 17:09	1
cis-1,3-Dichloropropene	0.25	U	1.0	0.14	ug/L			02/03/12 17:09	1
Bromodichloromethane	0.25	U	1.0	0.15	ug/L			02/03/12 17:09	1
Ethylbenzene	0.25	U	1.0	0.17	ug/L			02/03/12 17:09	1
1,2-Dibromoethane	0.25	U	1.0	0.24	ug/L			02/03/12 17:09	1
m-Xylene & p-Xylene	0.50	U	2.0	0.24	ug/L			02/03/12 17:09	1
2-Butanone (MEK)	0.57	U	10	0.57	ug/L			02/03/12 17:09	1
4-Methyl-2-pentanone (MIBK)	0.50	U	10	0.32	ug/L			02/03/12 17:09	1
Methylene Chloride	**0.71**	**J B**	1.0	0.33	ug/L			02/03/12 17:09	1
o-Xylene	0.25	U	1.0	0.14	ug/L			02/03/12 17:09	1
Styrene	0.25	U	1.0	0.11	ug/L			02/03/12 17:09	1
Tetrachloroethene	0.50	U	1.0	0.29	ug/L			02/03/12 17:09	1
Toluene	0.25	U	1.0	0.13	ug/L			02/03/12 17:09	1
trans-1,2-Dichloroethene	0.25	U	1.0	0.19	ug/L			02/03/12 17:09	1
trans-1,3-Dichloropropene	0.25	U	1.0	0.19	ug/L			02/03/12 17:09	1
Trichloroethene	0.25	U	1.0	0.17	ug/L			02/03/12 17:09	1
Vinyl chloride	0.25	U	1.0	0.22	ug/L			02/03/12 17:09	1
Xylenes, Total	0.75	U	2.0	0.28	ug/L			02/03/12 17:09	1
Dibromochloromethane	0.25	U	1.0	0.18	ug/L			02/03/12 17:09	1

Surrogate	*%Recovery*	*Qualifier*	*Limits*	*Prepared*	*Analyzed*	*Dil Fac*
1,2-Dichloroethane-d4 (Surr)	*102*		*70 - 120*		*02/03/12 17:09*	*1*
4-Bromofluorobenzene (Surr)	*82*		*75 - 120*		*02/03/12 17:09*	*1*
Toluene-d8 (Surr)	*96*		*85 - 120*		*02/03/12 17:09*	*1*
Dibromofluoromethane (Surr)	*105*		*85 - 115*		*02/03/12 17:09*	*1*

Client Sample ID: FWGLL1MW-065C-1858-GW
Date Collected: 01/31/12 09:19
Date Received: 01/31/12 19:05

Lab Sample ID: 240-8137-24
Matrix: Water

Method: 8260B/DoD - Volatile Organic Compounds (GC/MS)

Analyte	Result	Qualifier	LOQ	DL	Unit	D	Prepared	Analyzed	Dil Fac
1,1,1-Trichloroethane	0.25	U	1.0	0.22	ug/L			02/03/12 17:30	1
1,1,2,2-Tetrachloroethane	0.25	U	1.0	0.18	ug/L			02/03/12 17:30	1
1,1,2-Trichloroethane	0.50	U	1.0	0.27	ug/L			02/03/12 17:30	1
1,1-Dichloroethane	0.25	U	1.0	0.15	ug/L			02/03/12 17:30	1
1,1-Dichloroethene	0.25	U	1.0	0.19	ug/L			02/03/12 17:30	1
1,2-Dichloroethane	0.25	U	1.0	0.22	ug/L			02/03/12 17:30	1
1,2-Dichloroethene, Total	0.50	U	2.0	0.34	ug/L			02/03/12 17:30	1
1,2-Dichloropropane	0.25	U	1.0	0.18	ug/L			02/03/12 17:30	1
2-Hexanone	0.50	U	10	0.41	ug/L			02/03/12 17:30	1
Bromochloromethane	0.50	U	1.0	0.29	ug/L			02/03/12 17:30	1
Acetone	1.1	U	10	1.1	ug/L			02/03/12 17:30	1
Benzene	0.25	U	1.0	0.13	ug/L			02/03/12 17:30	1
Bromoform	0.64	U	1.0	0.64	ug/L			02/03/12 17:30	1
Bromomethane	0.50	U	1.0	0.41	ug/L			02/03/12 17:30	1
Carbon disulfide	0.25	U	1.0	0.13	ug/L			02/03/12 17:30	1
Carbon tetrachloride	0.25	U	1.0	0.13	ug/L			02/03/12 17:30	1
Chlorobenzene	0.25	U	1.0	0.15	ug/L			02/03/12 17:30	1
Chloroethane	0.50	U	1.0	0.29	ug/L			02/03/12 17:30	1
Chloroform	0.25	U	1.0	0.16	ug/L			02/03/12 17:30	1
Chloromethane	0.50	U	1.0	0.30	ug/L			02/03/12 17:30	1
cis-1,2-Dichloroethene	0.25	U	1.0	0.17	ug/L			02/03/12 17:30	1
cis-1,3-Dichloropropene	0.25	U	1.0	0.14	ug/L			02/03/12 17:30	1
Bromodichloromethane	0.25	U	1.0	0.15	ug/L			02/03/12 17:30	1
Ethylbenzene	0.25	U	1.0	0.17	ug/L			02/03/12 17:30	1
1,2-Dibromoethane	0.25	U	1.0	0.24	ug/L			02/03/12 17:30	1
m-Xylene & p-Xylene	0.50	U	2.0	0.24	ug/L			02/03/12 17:30	1
2-Butanone (MEK)	0.57	U	10	0.57	ug/L			02/03/12 17:30	1
4-Methyl-2-pentanone (MIBK)	0.50	U	10	0.32	ug/L			02/03/12 17:30	1
Methylene Chloride	0.50	U	1.0	0.33	ug/L			02/03/12 17:30	1
o-Xylene	0.25	U	1.0	0.14	ug/L			02/03/12 17:30	1
Styrene	0.25	U	1.0	0.11	ug/L			02/03/12 17:30	1
Tetrachloroethene	0.50	U	1.0	0.29	ug/L			02/03/12 17:30	1
Toluene	0.25	U	1.0	0.13	ug/L			02/03/12 17:30	1
trans-1,2-Dichloroethene	0.25	U	1.0	0.19	ug/L			02/03/12 17:30	1
trans-1,3-Dichloropropene	0.25	U	1.0	0.19	ug/L			02/03/12 17:30	1
Trichloroethene	0.25	U	1.0	0.17	ug/L			02/03/12 17:30	1
Vinyl chloride	0.25	U	1.0	0.22	ug/L			02/03/12 17:30	1
Xylenes, Total	0.75	U	2.0	0.28	ug/L			02/03/12 17:30	1
Dibromochloromethane	0.25	U	1.0	0.18	ug/L			02/03/12 17:30	1

Surrogate	*%Recovery*	*Qualifier*	*Limits*	*Prepared*	*Analyzed*	*Dil Fac*
1,2-Dichloroethane-d4 (Surr)	*104*		*70 - 120*		*02/03/12 17:30*	*1*
4-Bromofluorobenzene (Surr)	*83*		*75 - 120*		*02/03/12 17:30*	*1*
Toluene-d8 (Surr)	*96*		*85 - 120*		*02/03/12 17:30*	*1*
Dibromofluoromethane (Surr)	*104*		*85 - 115*		*02/03/12 17:30*	*1*

Method: 8270C/DoD - Semivolatile Organic Compounds (GC/MS)

Analyte	Result	Qualifier	LOQ	DL	Unit	D	Prepared	Analyzed	Dil Fac
Butyl benzyl phthalate	0.76	U	0.95	0.76	ug/L		02/02/12 07:24	02/09/12 15:07	1
Dimethyl phthalate	0.76	U	0.95	0.28	ug/L		02/02/12 07:24	02/09/12 15:07	1
2,4-Dinitrotoluene	0.76	U	4.8	0.26	ug/L		02/02/12 07:24	02/09/12 15:07	1

Client Sample ID: FWGLL1MW-065C-1858-GW
Date Collected: 01/31/12 09:19
Date Received: 01/31/12 19:05

Lab Sample ID: 240-8137-24
Matrix: Water

Method: 8270C/DoD - Semivolatile Organic Compounds (GC/MS) (Continued)

Analyte	Result	Qualifier	LOQ	DL	Unit	D	Prepared	Analyzed	Dil Fac
2,6-Dinitrotoluene	0.76	U	4.8	0.76	ug/L		02/02/12 07:24	02/09/12 15:07	1
Di-n-butyl phthalate	0.76	U	0.95	0.64	ug/L		02/02/12 07:24	02/09/12 15:07	1
Diethyl phthalate	0.76	U	0.95	0.57	ug/L		02/02/12 07:24	02/09/12 15:07	1
Nitrobenzene	0.095	U	0.95	0.038	ug/L		02/02/12 07:24	02/09/12 15:07	1
Bis(2-ethylhexyl) phthalate	**0.99**	**J**	1.9	0.76	ug/L		02/02/12 07:24	02/09/12 15:07	1
Di-n-octyl phthalate	0.76	U	0.95	0.76	ug/L		02/02/12 07:24	02/09/12 15:07	1

Surrogate	*%Recovery*	*Qualifier*	*Limits*	*Prepared*	*Analyzed*	*Dil Fac*
2-Fluorobiphenyl (Surr)	*61*		*50 - 110*	*02/02/12 07:24*	*02/09/12 15:07*	*1*
2-Fluorophenol (Surr)	*67*		*20 - 110*	*02/02/12 07:24*	*02/09/12 15:07*	*1*
Nitrobenzene-d5 (Surr)	*71*		*40 - 110*	*02/02/12 07:24*	*02/09/12 15:07*	*1*
Terphenyl-d14 (Surr)	*84*		*50 - 135*	*02/02/12 07:24*	*02/09/12 15:07*	*1*
2,4,6-Tribromophenol (Surr)	*73*		*40 - 125*	*02/02/12 07:24*	*02/09/12 15:07*	*1*
Phenol-d5 (Surr)	*77*		*10 - 115*	*02/02/12 07:24*	*02/09/12 15:07*	*1*

Method: 8081/DOD - Organochlorine Pesticides (GC)

Analyte	Result	Qualifier	LOQ	DL	Unit	D	Prepared	Analyzed	Dil Fac
4,4'-DDD	0.0095	U	0.048	0.0091	ug/L		02/03/12 08:05	02/05/12 06:57	1
4,4'-DDE	0.0095	U	0.048	0.0092	ug/L		02/03/12 08:05	02/05/12 06:57	1
4,4'-DDT	0.029	U	0.048	0.015	ug/L		02/03/12 08:05	02/05/12 06:57	1
Aldrin	0.0095	U	0.029	0.0078	ug/L		02/03/12 08:05	02/05/12 06:57	1
alpha-BHC	0.0095	U	0.029	0.0067	ug/L		02/03/12 08:05	02/05/12 06:57	1
alpha-Chlordane	0.013	U	0.048	0.013	ug/L		02/03/12 08:05	02/05/12 06:57	1
beta-BHC	0.0095	U	0.048	0.0080	ug/L		02/03/12 08:05	02/05/12 06:57	1
delta-BHC	0.0095	U	0.048	0.0083	ug/L		02/03/12 08:05	02/05/12 06:57	1
Dieldrin	0.0095	U	0.029	0.0071	ug/L		02/03/12 08:05	02/05/12 06:57	1
Endosulfan I	0.012	U	0.048	0.012	ug/L		02/03/12 08:05	02/05/12 06:57	1
Endosulfan II	0.011	U	0.048	0.011	ug/L		02/03/12 08:05	02/05/12 06:57	1
Endosulfan sulfate	0.010	U	0.048	0.010	ug/L		02/03/12 08:05	02/05/12 06:57	1
Endrin	0.010	U	0.048	0.010	ug/L		02/03/12 08:05	02/05/12 06:57	1
Endrin aldehyde	0.010	U	0.048	0.010	ug/L		02/03/12 08:05	02/05/12 06:57	1
Endrin ketone	0.0095	U	0.048	0.0074	ug/L		02/03/12 08:05	02/05/12 06:57	1
gamma-BHC (Lindane)	0.0095	U	0.048	0.0061	ug/L		02/03/12 08:05	02/05/12 06:57	1
gamma-Chlordane	0.011	U	0.048	0.011	ug/L		02/03/12 08:05	02/05/12 06:57	1
Heptachlor	0.0095	U	0.029	0.0076	ug/L		02/03/12 08:05	02/05/12 06:57	1
Heptachlor epoxide	0.0095	U	0.029	0.0068	ug/L		02/03/12 08:05	02/05/12 06:57	1
Methoxychlor	0.030	U	0.095	0.030	ug/L		02/03/12 08:05	02/05/12 06:57	1
Toxaphene	0.48	U	1.9	0.30	ug/L		02/03/12 08:05	02/05/12 06:57	1

Surrogate	*%Recovery*	*Qualifier*	*Limits*	*Prepared*	*Analyzed*	*Dil Fac*
DCB Decachlorobiphenyl	*70*		*30 - 135*	*02/03/12 08:05*	*02/05/12 06:57*	*1*
DCB Decachlorobiphenyl	*67*		*30 - 135*	*02/03/12 08:05*	*02/05/12 06:57*	*1*
Tetrachloro-m-xylene	*98*		*25 - 140*	*02/03/12 08:05*	*02/05/12 06:57*	*1*
Tetrachloro-m-xylene	*87*		*25 - 140*	*02/03/12 08:05*	*02/05/12 06:57*	*1*

Method: 8330 (Modified) - Organic Compounds by UV/HPLC - Dissolved

Analyte	Result	Qualifier	LOQ	DL	Unit	D	Prepared	Analyzed	Dil Fac
Nitroguanidine	6.0 U		20	2.4	ug/L		02/11/12 08:10	02/14/12 15:59	1

Method: 8330/8330A - Nitroaromatics & Nitramines: Explosives (8330/A)

Analyte	Result	Qualifier	LOQ	DL	Unit	D	Prepared	Analyzed	Dil Fac
Nitroglycerin	0.49 U		0.64	0.32	ug/L		02/07/12 07:55	02/10/12 08:58	0.98

Client: Environmental Quality Mgt., Inc.
Project/Site: RVAAP (OH)

TestAmerica Job ID: 240-8137-1

Client Sample ID: FWGLL1MW-065C-1858-GW
Date Collected: 01/31/12 09:19
Date Received: 01/31/12 19:05

Lab Sample ID: 240-8137-24
Matrix: Water

Method: 8330/8330A - Nitroaromatics & Nitramines: Explosives (8330/A) (Continued)

Analyte	Result	Qualifier	LOQ	DL	Unit	D	Prepared	Analyzed	Dil Fac
PETN	0.49 U		0.64	0.29	ug/L		02/07/12 07:55	02/10/12 08:58	0.98
2-Amino-4,6-dinitrotoluene	0.098 U		0.20	0.098	ug/L		02/07/12 07:55	02/10/12 08:58	0.98
4-Amino-2,6-dinitrotoluene	0.049 U		0.098	0.049	ug/L		02/07/12 07:55	02/10/12 08:58	0.98
1,3-Dinitrobenzene	0.049 U		0.098	0.049	ug/L		02/07/12 07:55	02/10/12 08:58	0.98
2,4-Dinitrotoluene	0.049 U		0.098	0.049	ug/L		02/07/12 07:55	02/10/12 08:58	0.98
2,6-Dinitrotoluene	0.049 U		0.098	0.049	ug/L		02/07/12 07:55	02/10/12 08:58	0.98
HMX	0.049 U		0.098	0.035	ug/L		02/07/12 07:55	02/10/12 08:58	0.98
Nitrobenzene	0.049 U		0.098	0.049	ug/L		02/07/12 07:55	02/10/12 08:58	0.98
2-Nitrotoluene	0.098 U		0.49	0.086	ug/L		02/07/12 07:55	02/10/12 08:58	0.98
3-Nitrotoluene	0.098 U		0.49	0.056	ug/L		02/07/12 07:55	02/10/12 08:58	0.98
4-Nitrotoluene	0.098 U		0.64	0.086	ug/L		02/07/12 07:55	02/10/12 08:58	0.98
RDX	0.049 U		0.098	0.035	ug/L		02/07/12 07:55	02/10/12 08:58	0.98
Tetryl	0.049 U		0.098	0.049	ug/L		02/07/12 07:55	02/10/12 08:58	0.98
1,3,5-Trinitrobenzene	0.049 U		0.098	0.029	ug/L		02/07/12 07:55	02/10/12 08:58	0.98
2,4,6-Trinitrotoluene	0.049 U		0.098	0.049	ug/L		02/07/12 07:55	02/10/12 08:58	0.98

Surrogate	*%Recovery*	*Qualifier*	*Limits*	*Prepared*	*Analyzed*	*Dil Fac*
3,4-Dinitrotoluene	*96*		*79 - 111*	*02/07/12 07:55*	*02/10/12 08:58*	*0.98*

General Chemistry

Analyte	Result	Qualifier	LOQ	DL	Unit	D	Prepared	Analyzed	Dil Fac
Nitrocellulose	1.0 U		2.0	0.48	mg/L		02/13/12 08:45	02/15/12 12:38	1

Client: Environmental Quality Mgt., Inc.
Project/Site: RVAAP (OH)

TestAmerica Job ID: 240-8137-1

Client Sample ID: FWGLL1MW-065C-1858-GF
Date Collected: 01/31/12 09:19
Date Received: 01/31/12 19:05

Lab Sample ID: 240-8137-25
Matrix: Water

Method: 6010B/DOD - Metals (ICP) - Total Recoverable

Analyte	Result	Qualifier	LOQ	DL	Unit	D	Prepared	Analyzed	Dil Fac
Arsenic	10	U	10	3.3	ug/L		02/08/12 09:30	02/09/12 14:27	1
Chromium	4.0	U	7.0	1.4	ug/L		02/08/12 09:30	02/09/12 14:27	1
Cobalt	4.0	U	7.0	1.5	ug/L		02/08/12 09:30	02/09/12 14:27	1
Lead	5.0	U	10	1.7	ug/L		02/08/12 09:30	02/09/12 14:27	1
Selenium	10	U	15	4.0	ug/L		02/08/12 09:30	02/09/12 14:27	1
Silver	5.0	U	7.0	1.7	ug/L		02/08/12 09:30	02/09/12 14:27	1
Vanadium	4.0	U	7.0	1.3	ug/L		02/08/12 09:30	02/09/12 14:27	1
Barium	**64**	**J**	200	2.8	ug/L		02/08/12 09:30	02/09/12 14:27	1
Calcium	**80000**		5000	630	ug/L		02/08/12 09:30	02/09/12 14:27	1
Copper	10	U	25	4.4	ug/L		02/08/12 09:30	02/09/12 14:27	1
Magnesium	**21000**		5000	120	ug/L		02/08/12 09:30	02/09/12 14:27	1
Manganese	**140**		15	1.8	ug/L		02/08/12 09:30	02/09/12 14:27	1
Nickel	5.0	U	40	2.2	ug/L		02/08/12 09:30	02/09/12 14:27	1
Potassium	**1300**	**J**	5000	300	ug/L		02/08/12 09:30	02/09/12 14:27	1

Method: 6020/DOD - Metals (ICP/MS) - Total Recoverable

Analyte	Result	Qualifier	LOQ	DL	Unit	D	Prepared	Analyzed	Dil Fac
Aluminum	60	U	60	20	ug/L		02/08/12 09:30	02/10/12 14:58	1
Antimony	0.50	U	2.0	0.21	ug/L		02/08/12 09:30	02/10/12 14:58	1
Beryllium	0.10	U	1.0	0.033	ug/L		02/08/12 09:30	02/10/12 14:58	1
Cadmium	0.070	U	2.0	0.023	ug/L		02/08/12 09:30	02/10/12 14:58	1
Iron	100	U	150	44	ug/L		02/08/12 09:30	02/10/12 14:58	1
Sodium	**12000**		1000	160	ug/L		02/08/12 09:30	02/10/12 14:58	1
Thallium	1.0	U	2.0	0.32	ug/L		02/08/12 09:30	02/10/12 14:58	1
Zinc	20	U	40	8.8	ug/L		02/08/12 09:30	02/10/12 14:58	1

Method: 7470A/DOD - Mercury (CVAA)

Analyte	Result	Qualifier	LOQ	DL	Unit	D	Prepared	Analyzed	Dil Fac
Hg	0.20	U	0.20	0.12	ug/L		02/06/12 13:15	02/08/12 14:08	1

Client Sample ID: FWGLL1MW-064C-1857-GW
Date Collected: 01/31/12 10:49
Date Received: 01/31/12 19:05

Lab Sample ID: 240-8137-26
Matrix: Water

Method: 8260B/DoD - Volatile Organic Compounds (GC/MS)

Analyte	Result	Qualifier	LOQ	DL	Unit	D	Prepared	Analyzed	Dil Fac
1,1,1-Trichloroethane	0.25	U	1.0	0.22	ug/L			02/03/12 17:51	1
1,1,2,2-Tetrachloroethane	0.25	U	1.0	0.18	ug/L			02/03/12 17:51	1
1,1,2-Trichloroethane	0.50	U	1.0	0.27	ug/L			02/03/12 17:51	1
1,1-Dichloroethane	0.25	U	1.0	0.15	ug/L			02/03/12 17:51	1
1,1-Dichloroethene	0.25	U	1.0	0.19	ug/L			02/03/12 17:51	1
1,2-Dichloroethane	0.25	U	1.0	0.22	ug/L			02/03/12 17:51	1
1,2-Dichloroethene, Total	0.50	U	2.0	0.34	ug/L			02/03/12 17:51	1
1,2-Dichloropropane	0.25	U	1.0	0.18	ug/L			02/03/12 17:51	1
2-Hexanone	0.50	U	10	0.41	ug/L			02/03/12 17:51	1
Bromochloromethane	0.50	U	1.0	0.29	ug/L			02/03/12 17:51	1
Acetone	1.1	U	10	1.1	ug/L			02/03/12 17:51	1
Benzene	0.25	U	1.0	0.13	ug/L			02/03/12 17:51	1
Bromoform	0.64	U	1.0	0.64	ug/L			02/03/12 17:51	1
Bromomethane	0.50	U	1.0	0.41	ug/L			02/03/12 17:51	1
Carbon disulfide	0.25	U	1.0	0.13	ug/L			02/03/12 17:51	1
Carbon tetrachloride	0.25	U	1.0	0.13	ug/L			02/03/12 17:51	1
Chlorobenzene	0.25	U	1.0	0.15	ug/L			02/03/12 17:51	1
Chloroethane	0.50	U	1.0	0.29	ug/L			02/03/12 17:51	1
Chloroform	0.25	U	1.0	0.16	ug/L			02/03/12 17:51	1
Chloromethane	0.50	U	1.0	0.30	ug/L			02/03/12 17:51	1
cis-1,2-Dichloroethene	0.25	U	1.0	0.17	ug/L			02/03/12 17:51	1
cis-1,3-Dichloropropene	0.25	U	1.0	0.14	ug/L			02/03/12 17:51	1
Bromodichloromethane	0.25	U	1.0	0.15	ug/L			02/03/12 17:51	1
Ethylbenzene	0.25	U	1.0	0.17	ug/L			02/03/12 17:51	1
1,2-Dibromoethane	0.25	U	1.0	0.24	ug/L			02/03/12 17:51	1
m-Xylene & p-Xylene	0.50	U	2.0	0.24	ug/L			02/03/12 17:51	1
2-Butanone (MEK)	0.57	U	10	0.57	ug/L			02/03/12 17:51	1
4-Methyl-2-pentanone (MIBK)	0.50	U	10	0.32	ug/L			02/03/12 17:51	1
Methylene Chloride	0.50	U	1.0	0.33	ug/L			02/03/12 17:51	1
o-Xylene	0.25	U	1.0	0.14	ug/L			02/03/12 17:51	1
Styrene	0.25	U	1.0	0.11	ug/L			02/03/12 17:51	1
Tetrachloroethene	0.50	U	1.0	0.29	ug/L			02/03/12 17:51	1
Toluene	0.25	U	1.0	0.13	ug/L			02/03/12 17:51	1
trans-1,2-Dichloroethene	0.25	U	1.0	0.19	ug/L			02/03/12 17:51	1
trans-1,3-Dichloropropene	0.25	U	1.0	0.19	ug/L			02/03/12 17:51	1
Trichloroethene	0.25	U	1.0	0.17	ug/L			02/03/12 17:51	1
Vinyl chloride	0.25	U	1.0	0.22	ug/L			02/03/12 17:51	1
Xylenes, Total	0.75	U	2.0	0.28	ug/L			02/03/12 17:51	1
Dibromochloromethane	0.25	U	1.0	0.18	ug/L			02/03/12 17:51	1

Surrogate	*%Recovery*	*Qualifier*	*Limits*	*Prepared*	*Analyzed*	*Dil Fac*
1,2-Dichloroethane-d4 (Surr)	*102*		*70 - 120*		*02/03/12 17:51*	*1*
4-Bromofluorobenzene (Surr)	*83*		*75 - 120*		*02/03/12 17:51*	*1*
Toluene-d8 (Surr)	*96*		*85 - 120*		*02/03/12 17:51*	*1*
Dibromofluoromethane (Surr)	*105*		*85 - 115*		*02/03/12 17:51*	*1*

Method: 8270C/DoD - Semivolatile Organic Compounds (GC/MS)

Analyte	Result	Qualifier	LOQ	DL	Unit	D	Prepared	Analyzed	Dil Fac
Butyl benzyl phthalate	0.76	U	0.95	0.76	ug/L		02/02/12 07:24	02/09/12 15:26	1
Dimethyl phthalate	0.76	U	0.95	0.28	ug/L		02/02/12 07:24	02/09/12 15:26	1
2,4-Dinitrotoluene	0.76	U	4.8	0.26	ug/L		02/02/12 07:24	02/09/12 15:26	1

Client Sample ID: FWGLL1MW-064C-1857-GW
Date Collected: 01/31/12 10:49
Date Received: 01/31/12 19:05

Lab Sample ID: 240-8137-26
Matrix: Water

Method: 8270C/DoD - Semivolatile Organic Compounds (GC/MS) (Continued)

Analyte	Result	Qualifier	LOQ	DL	Unit	D	Prepared	Analyzed	Dil Fac
2,6-Dinitrotoluene	0.76	U	4.8	0.76	ug/L		02/02/12 07:24	02/09/12 15:26	1
Di-n-butyl phthalate	0.76	U	0.95	0.64	ug/L		02/02/12 07:24	02/09/12 15:26	1
Diethyl phthalate	0.76	U	0.95	0.57	ug/L		02/02/12 07:24	02/09/12 15:26	1
Nitrobenzene	0.095	U	0.95	0.038	ug/L		02/02/12 07:24	02/09/12 15:26	1
Bis(2-ethylhexyl) phthalate	0.76	U	1.9	0.76	ug/L		02/02/12 07:24	02/09/12 15:26	1
Di-n-octyl phthalate	0.76	U	0.95	0.76	ug/L		02/02/12 07:24	02/09/12 15:26	1

Surrogate	*%Recovery*	*Qualifier*	*Limits*	*Prepared*	*Analyzed*	*Dil Fac*
2-Fluorobiphenyl (Surr)	*61*		*50 - 110*	*02/02/12 07:24*	*02/09/12 15:26*	*1*
2-Fluorophenol (Surr)	*67*		*20 - 110*	*02/02/12 07:24*	*02/09/12 15:26*	*1*
Nitrobenzene-d5 (Surr)	*71*		*40 - 110*	*02/02/12 07:24*	*02/09/12 15:26*	*1*
Terphenyl-d14 (Surr)	*83*		*50 - 135*	*02/02/12 07:24*	*02/09/12 15:26*	*1*
2,4,6-Tribromophenol (Surr)	*75*		*40 - 125*	*02/02/12 07:24*	*02/09/12 15:26*	*1*
Phenol-d5 (Surr)	*77*		*10 - 115*	*02/02/12 07:24*	*02/09/12 15:26*	*1*

Method: 8081/DOD - Organochlorine Pesticides (GC)

Analyte	Result	Qualifier	LOQ	DL	Unit	D	Prepared	Analyzed	Dil Fac
4,4'-DDD	0.0095	U	0.048	0.0091	ug/L		02/03/12 08:05	02/05/12 07:21	1
4,4'-DDE	0.0095	U	0.048	0.0092	ug/L		02/03/12 08:05	02/05/12 07:21	1
4,4'-DDT	0.029	U	0.048	0.015	ug/L		02/03/12 08:05	02/05/12 07:21	1
Aldrin	0.0095	U	0.029	0.0078	ug/L		02/03/12 08:05	02/05/12 07:21	1
alpha-BHC	0.0095	U	0.029	0.0067	ug/L		02/03/12 08:05	02/05/12 07:21	1
alpha-Chlordane	0.013	U	0.048	0.013	ug/L		02/03/12 08:05	02/05/12 07:21	1
beta-BHC	0.0095	U	0.048	0.0080	ug/L		02/03/12 08:05	02/05/12 07:21	1
delta-BHC	0.0095	U	0.048	0.0083	ug/L		02/03/12 08:05	02/05/12 07:21	1
Dieldrin	0.0095	U	0.029	0.0071	ug/L		02/03/12 08:05	02/05/12 07:21	1
Endosulfan I	0.012	U	0.048	0.012	ug/L		02/03/12 08:05	02/05/12 07:21	1
Endosulfan II	0.011	U	0.048	0.011	ug/L		02/03/12 08:05	02/05/12 07:21	1
Endosulfan sulfate	0.010	U	0.048	0.010	ug/L		02/03/12 08:05	02/05/12 07:21	1
Endrin	0.010	U	0.048	0.010	ug/L		02/03/12 08:05	02/05/12 07:21	1
Endrin aldehyde	0.010	U	0.048	0.010	ug/L		02/03/12 08:05	02/05/12 07:21	1
Endrin ketone	0.0095	U	0.048	0.0074	ug/L		02/03/12 08:05	02/05/12 07:21	1
gamma-BHC (Lindane)	0.0095	U	0.048	0.0061	ug/L		02/03/12 08:05	02/05/12 07:21	1
gamma-Chlordane	0.011	U	0.048	0.011	ug/L		02/03/12 08:05	02/05/12 07:21	1
Heptachlor	0.0095	U	0.029	0.0076	ug/L		02/03/12 08:05	02/05/12 07:21	1
Heptachlor epoxide	0.0095	U	0.029	0.0068	ug/L		02/03/12 08:05	02/05/12 07:21	1
Methoxychlor	0.030	U	0.095	0.030	ug/L		02/03/12 08:05	02/05/12 07:21	1
Toxaphene	0.48	U	1.9	0.30	ug/L		02/03/12 08:05	02/05/12 07:21	1

Surrogate	*%Recovery*	*Qualifier*	*Limits*	*Prepared*	*Analyzed*	*Dil Fac*
DCB Decachlorobiphenyl	*66*		*30 - 135*	*02/03/12 08:05*	*02/05/12 07:21*	*1*
DCB Decachlorobiphenyl	*61*	*M*	*30 - 135*	*02/03/12 08:05*	*02/05/12 07:21*	*1*
Tetrachloro-m-xylene	*94*		*25 - 140*	*02/03/12 08:05*	*02/05/12 07:21*	*1*
Tetrachloro-m-xylene	*87*		*25 - 140*	*02/03/12 08:05*	*02/05/12 07:21*	*1*

Method: 8330 (Modified) - Organic Compounds by UV/HPLC - Dissolved

Analyte	Result	Qualifier	LOQ	DL	Unit	D	Prepared	Analyzed	Dil Fac
Nitroguanidine	6.0 U		20	2.4	ug/L		02/11/12 08:10	02/14/12 16:13	1

Method: 8330/8330A - Nitroaromatics & Nitramines: Explosives (8330/A)

Analyte	Result	Qualifier	LOQ	DL	Unit	D	Prepared	Analyzed	Dil Fac
Nitroglycerin	0.49 U		0.64	0.32	ug/L		02/07/12 07:55	02/10/12 09:39	0.98

Client: Environmental Quality Mgt., Inc.
Project/Site: RVAAP (OH)

TestAmerica Job ID: 240-8137-1

Client Sample ID: FWGLL1MW-064C-1857-GW
Date Collected: 01/31/12 10:49
Date Received: 01/31/12 19:05

Lab Sample ID: 240-8137-26
Matrix: Water

Method: 8330/8330A - Nitroaromatics & Nitramines: Explosives (8330/A) (Continued)

Analyte	Result	Qualifier	LOQ	DL	Unit	D	Prepared	Analyzed	Dil Fac
PETN	0.49 U		0.64	0.29	ug/L		02/07/12 07:55	02/10/12 09:39	0.98
2-Amino-4,6-dinitrotoluene	0.098 U		0.20	0.098	ug/L		02/07/12 07:55	02/10/12 09:39	0.98
4-Amino-2,6-dinitrotoluene	0.049 U		0.098	0.049	ug/L		02/07/12 07:55	02/10/12 09:39	0.98
1,3-Dinitrobenzene	0.049 U		0.098	0.049	ug/L		02/07/12 07:55	02/10/12 09:39	0.98
2,4-Dinitrotoluene	0.049 U		0.098	0.049	ug/L		02/07/12 07:55	02/10/12 09:39	0.98
2,6-Dinitrotoluene	0.049 U		0.098	0.049	ug/L		02/07/12 07:55	02/10/12 09:39	0.98
HMX	0.049 U		0.098	0.035	ug/L		02/07/12 07:55	02/10/12 09:39	0.98
Nitrobenzene	0.049 U		0.098	0.049	ug/L		02/07/12 07:55	02/10/12 09:39	0.98
2-Nitrotoluene	0.098 U		0.49	0.086	ug/L		02/07/12 07:55	02/10/12 09:39	0.98
3-Nitrotoluene	0.098 U		0.49	0.056	ug/L		02/07/12 07:55	02/10/12 09:39	0.98
4-Nitrotoluene	0.098 U		0.64	0.086	ug/L		02/07/12 07:55	02/10/12 09:39	0.98
RDX	0.049 U		0.098	0.035	ug/L		02/07/12 07:55	02/10/12 09:39	0.98
Tetryl	0.049 U		0.098	0.049	ug/L		02/07/12 07:55	02/10/12 09:39	0.98
1,3,5-Trinitrobenzene	0.049 U		0.098	0.029	ug/L		02/07/12 07:55	02/10/12 09:39	0.98
2,4,6-Trinitrotoluene	0.049 U		0.098	0.049	ug/L		02/07/12 07:55	02/10/12 09:39	0.98

Surrogate	*%Recovery*	*Qualifier*	*Limits*	*Prepared*	*Analyzed*	*Dil Fac*
3,4-Dinitrotoluene	*98*		*79 - 111*	*02/07/12 07:55*	*02/10/12 09:39*	*0.98*

General Chemistry

Analyte	Result	Qualifier	LOQ	DL	Unit	D	Prepared	Analyzed	Dil Fac
Nitrocellulose	1.0 U		2.0	0.48	mg/L		02/13/12 08:45	02/15/12 12:40	1

Client: Environmental Quality Mgt., Inc.
Project/Site: RVAAP (OH)

TestAmerica Job ID: 240-8137-1

Client Sample ID: FWGLL1MW-064C-1857-GF
Date Collected: 01/31/12 10:49
Date Received: 01/31/12 19:05

Lab Sample ID: 240-8137-27
Matrix: Water

Method: 6010B/DOD - Metals (ICP) - Total Recoverable

Analyte	Result	Qualifier	LOQ	DL	Unit	D	Prepared	Analyzed	Dil Fac
Arsenic	10	U	10	3.3	ug/L		02/08/12 09:30	02/09/12 14:33	1
Chromium	4.0	U	7.0	1.4	ug/L		02/08/12 09:30	02/09/12 14:33	1
Cobalt	4.0	U	7.0	1.5	ug/L		02/08/12 09:30	02/09/12 14:33	1
Lead	5.0	U	10	1.7	ug/L		02/08/12 09:30	02/09/12 14:33	1
Selenium	10	U	15	4.0	ug/L		02/08/12 09:30	02/09/12 14:33	1
Silver	5.0	U	7.0	1.7	ug/L		02/08/12 09:30	02/09/12 14:33	1
Vanadium	4.0	U	7.0	1.3	ug/L		02/08/12 09:30	02/09/12 14:33	1
Barium	**50**	**J**	200	2.8	ug/L		02/08/12 09:30	02/09/12 14:33	1
Calcium	**57000**		5000	630	ug/L		02/08/12 09:30	02/09/12 14:33	1
Copper	10	U	25	4.4	ug/L		02/08/12 09:30	02/09/12 14:33	1
Magnesium	**8800**		5000	120	ug/L		02/08/12 09:30	02/09/12 14:33	1
Manganese	**120**		15	1.8	ug/L		02/08/12 09:30	02/09/12 14:33	1
Nickel	5.0	U	40	2.2	ug/L		02/08/12 09:30	02/09/12 14:33	1
Potassium	**860**	**J**	5000	300	ug/L		02/08/12 09:30	02/09/12 14:33	1

Method: 6020/DOD - Metals (ICP/MS) - Total Recoverable

Analyte	Result	Qualifier	LOQ	DL	Unit	D	Prepared	Analyzed	Dil Fac
Aluminum	60	U	60	20	ug/L		02/08/12 09:30	02/10/12 15:03	1
Antimony	0.50	U	2.0	0.21	ug/L		02/08/12 09:30	02/10/12 15:03	1
Beryllium	0.10	U	1.0	0.033	ug/L		02/08/12 09:30	02/10/12 15:03	1
Cadmium	0.070	U	2.0	0.023	ug/L		02/08/12 09:30	02/10/12 15:03	1
Iron	**660**		150	44	ug/L		02/08/12 09:30	02/10/12 15:03	1
Sodium	**4600**		1000	160	ug/L		02/08/12 09:30	02/10/12 15:03	1
Thallium	1.0	U	2.0	0.32	ug/L		02/08/12 09:30	02/10/12 15:03	1
Zinc	20	U	40	8.8	ug/L		02/08/12 09:30	02/10/12 15:03	1

Method: 7470A/DOD - Mercury (CVAA)

Analyte	Result	Qualifier	LOQ	DL	Unit	D	Prepared	Analyzed	Dil Fac
Hg	0.20	U	0.20	0.12	ug/L		02/06/12 13:15	02/08/12 14:10	1

Client Sample ID: FWGLL3MW-241C-1861-GW
Date Collected: 01/31/12 12:39
Date Received: 01/31/12 19:05

Lab Sample ID: 240-8137-28
Matrix: Water

Method: 8260B/DoD - Volatile Organic Compounds (GC/MS)

Analyte	Result	Qualifier	LOQ	DL	Unit	D	Prepared	Analyzed	Dil Fac
1,1,1-Trichloroethane	0.25	U	1.0	0.22	ug/L			02/03/12 18:13	1
1,1,2,2-Tetrachloroethane	0.25	U	1.0	0.18	ug/L			02/03/12 18:13	1
1,1,2-Trichloroethane	0.50	U	1.0	0.27	ug/L			02/03/12 18:13	1
1,1-Dichloroethane	0.25	U	1.0	0.15	ug/L			02/03/12 18:13	1
1,1-Dichloroethene	0.25	U	1.0	0.19	ug/L			02/03/12 18:13	1
1,2-Dichloroethane	0.25	U	1.0	0.22	ug/L			02/03/12 18:13	1
1,2-Dichloroethene, Total	0.50	U	2.0	0.34	ug/L			02/03/12 18:13	1
1,2-Dichloropropane	0.25	U	1.0	0.18	ug/L			02/03/12 18:13	1
2-Hexanone	0.50	U	10	0.41	ug/L			02/03/12 18:13	1
Bromochloromethane	0.50	U	1.0	0.29	ug/L			02/03/12 18:13	1
Acetone	1.1	U	10	1.1	ug/L			02/03/12 18:13	1
Benzene	0.25	U	1.0	0.13	ug/L			02/03/12 18:13	1
Bromoform	0.64	U	1.0	0.64	ug/L			02/03/12 18:13	1
Bromomethane	0.50	U	1.0	0.41	ug/L			02/03/12 18:13	1
Carbon disulfide	0.25	U	1.0	0.13	ug/L			02/03/12 18:13	1
Carbon tetrachloride	**0.27**	**J**	1.0	0.13	ug/L			02/03/12 18:13	1
Chlorobenzene	0.25	U	1.0	0.15	ug/L			02/03/12 18:13	1
Chloroethane	0.50	U	1.0	0.29	ug/L			02/03/12 18:13	1
Chloroform	0.25	U	1.0	0.16	ug/L			02/03/12 18:13	1
Chloromethane	0.50	U	1.0	0.30	ug/L			02/03/12 18:13	1
cis-1,2-Dichloroethene	0.25	U	1.0	0.17	ug/L			02/03/12 18:13	1
cis-1,3-Dichloropropene	0.25	U	1.0	0.14	ug/L			02/03/12 18:13	1
Bromodichloromethane	0.25	U	1.0	0.15	ug/L			02/03/12 18:13	1
Ethylbenzene	0.25	U	1.0	0.17	ug/L			02/03/12 18:13	1
1,2-Dibromoethane	0.25	U	1.0	0.24	ug/L			02/03/12 18:13	1
m-Xylene & p-Xylene	0.50	U	2.0	0.24	ug/L			02/03/12 18:13	1
2-Butanone (MEK)	0.57	U	10	0.57	ug/L			02/03/12 18:13	1
4-Methyl-2-pentanone (MIBK)	0.50	U	10	0.32	ug/L			02/03/12 18:13	1
Methylene Chloride	0.50	U	1.0	0.33	ug/L			02/03/12 18:13	1
o-Xylene	0.25	U	1.0	0.14	ug/L			02/03/12 18:13	1
Styrene	0.25	U	1.0	0.11	ug/L			02/03/12 18:13	1
Tetrachloroethene	0.50	U	1.0	0.29	ug/L			02/03/12 18:13	1
Toluene	0.25	U	1.0	0.13	ug/L			02/03/12 18:13	1
trans-1,2-Dichloroethene	0.25	U	1.0	0.19	ug/L			02/03/12 18:13	1
trans-1,3-Dichloropropene	0.25	U	1.0	0.19	ug/L			02/03/12 18:13	1
Trichloroethene	0.25	U	1.0	0.17	ug/L			02/03/12 18:13	1
Vinyl chloride	0.25	U	1.0	0.22	ug/L			02/03/12 18:13	1
Xylenes, Total	0.75	U	2.0	0.28	ug/L			02/03/12 18:13	1
Dibromochloromethane	0.25	U	1.0	0.18	ug/L			02/03/12 18:13	1

Surrogate	*%Recovery*	*Qualifier*	*Limits*	*Prepared*	*Analyzed*	*Dil Fac*
1,2-Dichloroethane-d4 (Surr)	*102*		*70 - 120*		*02/03/12 18:13*	*1*
4-Bromofluorobenzene (Surr)	*84*		*75 - 120*		*02/03/12 18:13*	*1*
Toluene-d8 (Surr)	*96*		*85 - 120*		*02/03/12 18:13*	*1*
Dibromofluoromethane (Surr)	*105*		*85 - 115*		*02/03/12 18:13*	*1*

Method: 8270C/DoD - Semivolatile Organic Compounds (GC/MS)

Analyte	Result	Qualifier	LOQ	DL	Unit	D	Prepared	Analyzed	Dil Fac
Butyl benzyl phthalate	0.76	U	0.95	0.76	ug/L		02/02/12 07:24	02/09/12 15:45	1
Dimethyl phthalate	0.76	U	0.95	0.28	ug/L		02/02/12 07:24	02/09/12 15:45	1
2,4-Dinitrotoluene	0.76	U	4.8	0.26	ug/L		02/02/12 07:24	02/09/12 15:45	1

Client Sample ID: FWGLL3MW-241C-1861-GW
Date Collected: 01/31/12 12:39
Date Received: 01/31/12 19:05

Lab Sample ID: 240-8137-28
Matrix: Water

Method: 8270C/DoD - Semivolatile Organic Compounds (GC/MS) (Continued)

Analyte	Result	Qualifier	LOQ	DL	Unit	D	Prepared	Analyzed	Dil Fac
2,6-Dinitrotoluene	0.76	U	4.8	0.76	ug/L		02/02/12 07:24	02/09/12 15:45	1
Di-n-butyl phthalate	0.76	U	0.95	0.64	ug/L		02/02/12 07:24	02/09/12 15:45	1
Diethyl phthalate	0.76	U	0.95	0.57	ug/L		02/02/12 07:24	02/09/12 15:45	1
Nitrobenzene	0.095	U	0.95	0.038	ug/L		02/02/12 07:24	02/09/12 15:45	1
Bis(2-ethylhexyl) phthalate	**0.88**	**J**	1.9	0.76	ug/L		02/02/12 07:24	02/09/12 15:45	1
Di-n-octyl phthalate	0.76	U	0.95	0.76	ug/L		02/02/12 07:24	02/09/12 15:45	1

Surrogate	*%Recovery*	*Qualifier*	*Limits*	*Prepared*	*Analyzed*	*Dil Fac*
2-Fluorobiphenyl (Surr)	*56*		*50 - 110*	*02/02/12 07:24*	*02/09/12 15:45*	*1*
2-Fluorophenol (Surr)	*59*		*20 - 110*	*02/02/12 07:24*	*02/09/12 15:45*	*1*
Nitrobenzene-d5 (Surr)	*65*		*40 - 110*	*02/02/12 07:24*	*02/09/12 15:45*	*1*
Terphenyl-d14 (Surr)	*83*		*50 - 135*	*02/02/12 07:24*	*02/09/12 15:45*	*1*
2,4,6-Tribromophenol (Surr)	*74*		*40 - 125*	*02/02/12 07:24*	*02/09/12 15:45*	*1*
Phenol-d5 (Surr)	*71*		*10 - 115*	*02/02/12 07:24*	*02/09/12 15:45*	*1*

Method: 8081/DOD - Organochlorine Pesticides (GC)

Analyte	Result	Qualifier	LOQ	DL	Unit	D	Prepared	Analyzed	Dil Fac
4,4'-DDD	0.0098	U	0.049	0.0094	ug/L		02/03/12 08:05	02/05/12 07:45	1
4,4'-DDE	0.0098	U	0.049	0.0095	ug/L		02/03/12 08:05	02/05/12 07:45	1
4,4'-DDT	0.029	U	0.049	0.016	ug/L		02/03/12 08:05	02/05/12 07:45	1
Aldrin	0.0098	U	0.029	0.0080	ug/L		02/03/12 08:05	02/05/12 07:45	1
alpha-BHC	0.0098	U	0.029	0.0069	ug/L		02/03/12 08:05	02/05/12 07:45	1
alpha-Chlordane	0.014	U	0.049	0.014	ug/L		02/03/12 08:05	02/05/12 07:45	1
beta-BHC	0.0098	U	0.049	0.0082	ug/L		02/03/12 08:05	02/05/12 07:45	1
delta-BHC	0.0098	U	0.049	0.0085	ug/L		02/03/12 08:05	02/05/12 07:45	1
Dieldrin	0.0098	U	0.029	0.0074	ug/L		02/03/12 08:05	02/05/12 07:45	1
Endosulfan I	0.013	U	0.049	0.013	ug/L		02/03/12 08:05	02/05/12 07:45	1
Endosulfan II	0.012	U	0.049	0.012	ug/L		02/03/12 08:05	02/05/12 07:45	1
Endosulfan sulfate	0.011	U	0.049	0.011	ug/L		02/03/12 08:05	02/05/12 07:45	1
Endrin	0.011	U	0.049	0.011	ug/L		02/03/12 08:05	02/05/12 07:45	1
Endrin aldehyde	0.011	U	0.049	0.011	ug/L		02/03/12 08:05	02/05/12 07:45	1
Endrin ketone	0.0098	U	0.049	0.0076	ug/L		02/03/12 08:05	02/05/12 07:45	1
gamma-BHC (Lindane)	0.0098	U	0.049	0.0063	ug/L		02/03/12 08:05	02/05/12 07:45	1
gamma-Chlordane	0.012	U	0.049	0.012	ug/L		02/03/12 08:05	02/05/12 07:45	1
Heptachlor	0.0098	U	0.029	0.0078	ug/L		02/03/12 08:05	02/05/12 07:45	1
Heptachlor epoxide	0.0098	U	0.029	0.0070	ug/L		02/03/12 08:05	02/05/12 07:45	1
Methoxychlor	0.031	U	0.098	0.031	ug/L		02/03/12 08:05	02/05/12 07:45	1
Toxaphene	0.49	U	2.0	0.31	ug/L		02/03/12 08:05	02/05/12 07:45	1

Surrogate	*%Recovery*	*Qualifier*	*Limits*	*Prepared*	*Analyzed*	*Dil Fac*
DCB Decachlorobiphenyl	*74*		*30 - 135*	*02/03/12 08:05*	*02/05/12 07:45*	*1*
DCB Decachlorobiphenyl	*69*		*30 - 135*	*02/03/12 08:05*	*02/05/12 07:45*	*1*
Tetrachloro-m-xylene	*108*		*25 - 140*	*02/03/12 08:05*	*02/05/12 07:45*	*1*
Tetrachloro-m-xylene	*76*		*25 - 140*	*02/03/12 08:05*	*02/05/12 07:45*	*1*

Method: 8330 (Modified) - Organic Compounds by UV/HPLC - Dissolved

Analyte	Result	Qualifier	LOQ	DL	Unit	D	Prepared	Analyzed	Dil Fac
Nitroguanidine	6.0 U		20	2.4	ug/L		02/11/12 08:10	02/14/12 16:28	1

Method: 8330/8330A - Nitroaromatics & Nitramines: Explosives (8330/A)

Analyte	Result	Qualifier	LOQ	DL	Unit	D	Prepared	Analyzed	Dil Fac
Nitroglycerin	0.50 U		0.64	0.33	ug/L		02/07/12 07:55	02/10/12 10:41	0.99

Client: Environmental Quality Mgt., Inc.
Project/Site: RVAAP (OH)

TestAmerica Job ID: 240-8137-1

Client Sample ID: FWGLL3MW-241C-1861-GW
Date Collected: 01/31/12 12:39
Date Received: 01/31/12 19:05

Lab Sample ID: 240-8137-28
Matrix: Water

Method: 8330/8330A - Nitroaromatics & Nitramines: Explosives (8330/A) (Continued)

Analyte	Result	Qualifier	LOQ	DL	Unit	D	Prepared	Analyzed	Dil Fac
PETN	0.50 U		0.64	0.30	ug/L		02/07/12 07:55	02/10/12 10:41	0.99
2-Amino-4,6-dinitrotoluene	**4.8**		0.20	0.099	ug/L		02/07/12 07:55	02/10/12 10:41	0.99
4-Amino-2,6-dinitrotoluene	**4.8**		0.099	0.050	ug/L		02/07/12 07:55	02/10/12 10:41	0.99
1,3-Dinitrobenzene	0.050 U		0.099	0.050	ug/L		02/07/12 07:55	02/10/12 10:41	0.99
2,4-Dinitrotoluene	**0.053**	**J PG**	0.099	0.050	ug/L		02/07/12 07:55	02/10/12 10:41	0.99
2,6-Dinitrotoluene	**0.19**		0.099	0.050	ug/L		02/07/12 07:55	02/10/12 10:41	0.99
HMX	**0.43**		0.099	0.036	ug/L		02/07/12 07:55	02/10/12 10:41	0.99
Nitrobenzene	0.050 U		0.099	0.050	ug/L		02/07/12 07:55	02/10/12 10:41	0.99
2-Nitrotoluene	0.099 U		0.50	0.087	ug/L		02/07/12 07:55	02/10/12 10:41	0.99
3-Nitrotoluene	0.099 U		0.50	0.056	ug/L		02/07/12 07:55	02/10/12 10:41	0.99
4-Nitrotoluene	0.099 U		0.64	0.087	ug/L		02/07/12 07:55	02/10/12 10:41	0.99
RDX	**1.6**		0.099	0.036	ug/L		02/07/12 07:55	02/10/12 10:41	0.99
Tetryl	0.050 U		0.099	0.050	ug/L		02/07/12 07:55	02/10/12 10:41	0.99
1,3,5-Trinitrobenzene	**19**	**E**	0.099	0.030	ug/L		02/07/12 07:55	02/10/12 10:41	0.99
1,3,5-Trinitrobenzene	**21**	**Q**	0.20	0.060	ug/L		02/07/12 07:55	02/15/12 16:04	1.99
2,4,6-Trinitrotoluene	**10**		0.099	0.050	ug/L		02/07/12 07:55	02/10/12 10:41	0.99

Surrogate	*%Recovery*	*Qualifier*	*Limits*	*Prepared*	*Analyzed*	*Dil Fac*
3,4-Dinitrotoluene	*113*	*	*79 - 111*	*02/07/12 07:55*	*02/10/12 10:41*	*0.99*
3,4-Dinitrotoluene	*115*	*	*79 - 111*	*02/07/12 07:55*	*02/15/12 16:04*	*1.99*

General Chemistry

Analyte	Result	Qualifier	LOQ	DL	Unit	D	Prepared	Analyzed	Dil Fac
Nitrocellulose	1.0 U		2.0	0.48	mg/L		02/13/12 08:45	02/15/12 12:42	1

Client: Environmental Quality Mgt., Inc.
Project/Site: RVAAP (OH)

TestAmerica Job ID: 240-8137-1

Client Sample ID: FWGLL3MW-241C-1861-GF
Date Collected: 01/31/12 12:39
Date Received: 01/31/12 19:05

Lab Sample ID: 240-8137-29
Matrix: Water

Method: 6010B/DOD - Metals (ICP) - Total Recoverable

Analyte	Result	Qualifier	LOQ	DL	Unit	D	Prepared	Analyzed	Dil Fac
Arsenic	10	U	10	3.3	ug/L		02/08/12 09:30	02/09/12 14:39	1
Chromium	4.0	U	7.0	1.4	ug/L		02/08/12 09:30	02/09/12 14:39	1
Cobalt	4.0	U	7.0	1.5	ug/L		02/08/12 09:30	02/09/12 14:39	1
Lead	5.0	U	10	1.7	ug/L		02/08/12 09:30	02/09/12 14:39	1
Selenium	10	U	15	4.0	ug/L		02/08/12 09:30	02/09/12 14:39	1
Silver	5.0	U	7.0	1.7	ug/L		02/08/12 09:30	02/09/12 14:39	1
Vanadium	4.0	U	7.0	1.3	ug/L		02/08/12 09:30	02/09/12 14:39	1
Barium	5.0	U	200	2.8	ug/L		02/08/12 09:30	02/09/12 14:39	1
Calcium	**19000**		5000	630	ug/L		02/08/12 09:30	02/09/12 14:39	1
Copper	10	U	25	4.4	ug/L		02/08/12 09:30	02/09/12 14:39	1
Magnesium	**6800**		5000	120	ug/L		02/08/12 09:30	02/09/12 14:39	1
Manganese	5.0	U	15	1.8	ug/L		02/08/12 09:30	02/09/12 14:39	1
Nickel	5.0	U	40	2.2	ug/L		02/08/12 09:30	02/09/12 14:39	1
Potassium	**800**	**J**	5000	300	ug/L		02/08/12 09:30	02/09/12 14:39	1

Method: 6020/DOD - Metals (ICP/MS) - Total Recoverable

Analyte	Result	Qualifier	LOQ	DL	Unit	D	Prepared	Analyzed	Dil Fac
Aluminum	60	U	60	20	ug/L		02/08/12 09:30	02/10/12 15:07	1
Antimony	0.50	U	2.0	0.21	ug/L		02/08/12 09:30	02/10/12 15:07	1
Beryllium	0.10	U	1.0	0.033	ug/L		02/08/12 09:30	02/10/12 15:07	1
Cadmium	0.070	U	2.0	0.023	ug/L		02/08/12 09:30	02/10/12 15:07	1
Iron	**47**	**J**	150	44	ug/L		02/08/12 09:30	02/10/12 15:07	1
Sodium	**2400**		1000	160	ug/L		02/08/12 09:30	02/10/12 15:07	1
Thallium	1.0	U	2.0	0.32	ug/L		02/08/12 09:30	02/10/12 15:07	1
Zinc	20	U	40	8.8	ug/L		02/08/12 09:30	02/10/12 15:07	1

Method: 7470A/DOD - Mercury (CVAA)

Analyte	Result	Qualifier	LOQ	DL	Unit	D	Prepared	Analyzed	Dil Fac
Hg	0.20	U	0.20	0.12	ug/L		02/06/12 13:15	02/08/12 14:11	1

Client Sample ID: FWGLL3MW-242C-1862-GW
Date Collected: 01/31/12 14:09
Date Received: 01/31/12 19:05

Lab Sample ID: 240-8137-30
Matrix: Water

Method: 8260B/DoD - Volatile Organic Compounds (GC/MS)

Analyte	Result	Qualifier	LOQ	DL	Unit	D	Prepared	Analyzed	Dil Fac
1,1,1-Trichloroethane	0.25	U	1.0	0.22	ug/L			02/03/12 18:34	1
1,1,2,2-Tetrachloroethane	0.25	U	1.0	0.18	ug/L			02/03/12 18:34	1
1,1,2-Trichloroethane	0.50	U	1.0	0.27	ug/L			02/03/12 18:34	1
1,1-Dichloroethane	0.25	U	1.0	0.15	ug/L			02/03/12 18:34	1
1,1-Dichloroethene	0.25	U	1.0	0.19	ug/L			02/03/12 18:34	1
1,2-Dichloroethane	0.25	U	1.0	0.22	ug/L			02/03/12 18:34	1
1,2-Dichloroethene, Total	0.50	U	2.0	0.34	ug/L			02/03/12 18:34	1
1,2-Dichloropropane	0.25	U	1.0	0.18	ug/L			02/03/12 18:34	1
2-Hexanone	0.50	U	10	0.41	ug/L			02/03/12 18:34	1
Bromochloromethane	0.50	U	1.0	0.29	ug/L			02/03/12 18:34	1
Acetone	1.1	U	10	1.1	ug/L			02/03/12 18:34	1
Benzene	0.25	U	1.0	0.13	ug/L			02/03/12 18:34	1
Bromoform	0.64	U	1.0	0.64	ug/L			02/03/12 18:34	1
Bromomethane	0.50	U	1.0	0.41	ug/L			02/03/12 18:34	1
Carbon disulfide	0.25	U	1.0	0.13	ug/L			02/03/12 18:34	1
Carbon tetrachloride	0.25	U	1.0	0.13	ug/L			02/03/12 18:34	1
Chlorobenzene	0.25	U	1.0	0.15	ug/L			02/03/12 18:34	1
Chloroethane	0.50	U	1.0	0.29	ug/L			02/03/12 18:34	1
Chloroform	0.25	U	1.0	0.16	ug/L			02/03/12 18:34	1
Chloromethane	0.50	U	1.0	0.30	ug/L			02/03/12 18:34	1
cis-1,2-Dichloroethene	0.25	U	1.0	0.17	ug/L			02/03/12 18:34	1
cis-1,3-Dichloropropene	0.25	U	1.0	0.14	ug/L			02/03/12 18:34	1
Bromodichloromethane	0.25	U	1.0	0.15	ug/L			02/03/12 18:34	1
Ethylbenzene	0.25	U	1.0	0.17	ug/L			02/03/12 18:34	1
1,2-Dibromoethane	0.25	U	1.0	0.24	ug/L			02/03/12 18:34	1
m-Xylene & p-Xylene	0.50	U	2.0	0.24	ug/L			02/03/12 18:34	1
2-Butanone (MEK)	0.57	U	10	0.57	ug/L			02/03/12 18:34	1
4-Methyl-2-pentanone (MIBK)	0.50	U	10	0.32	ug/L			02/03/12 18:34	1
Methylene Chloride	0.50	U	1.0	0.33	ug/L			02/03/12 18:34	1
o-Xylene	0.25	U	1.0	0.14	ug/L			02/03/12 18:34	1
Styrene	0.25	U	1.0	0.11	ug/L			02/03/12 18:34	1
Tetrachloroethene	0.50	U	1.0	0.29	ug/L			02/03/12 18:34	1
Toluene	0.25	U	1.0	0.13	ug/L			02/03/12 18:34	1
trans-1,2-Dichloroethene	0.25	U	1.0	0.19	ug/L			02/03/12 18:34	1
trans-1,3-Dichloropropene	0.25	U	1.0	0.19	ug/L			02/03/12 18:34	1
Trichloroethene	0.25	U	1.0	0.17	ug/L			02/03/12 18:34	1
Vinyl chloride	0.25	U	1.0	0.22	ug/L			02/03/12 18:34	1
Xylenes, Total	0.75	U	2.0	0.28	ug/L			02/03/12 18:34	1
Dibromochloromethane	0.25	U	1.0	0.18	ug/L			02/03/12 18:34	1

Surrogate	*%Recovery*	*Qualifier*	*Limits*	*Prepared*	*Analyzed*	*Dil Fac*
1,2-Dichloroethane-d4 (Surr)	*106*		*70 - 120*		*02/03/12 18:34*	*1*
4-Bromofluorobenzene (Surr)	*86*		*75 - 120*		*02/03/12 18:34*	*1*
Toluene-d8 (Surr)	*100*		*85 - 120*		*02/03/12 18:34*	*1*
Dibromofluoromethane (Surr)	*108*		*85 - 115*		*02/03/12 18:34*	*1*

Method: 8270C/DoD - Semivolatile Organic Compounds (GC/MS)

Analyte	Result	Qualifier	LOQ	DL	Unit	D	Prepared	Analyzed	Dil Fac
Butyl benzyl phthalate	0.76	U	0.95	0.76	ug/L		02/02/12 07:24	02/09/12 16:04	1
Dimethyl phthalate	0.76	U	0.95	0.28	ug/L		02/02/12 07:24	02/09/12 16:04	1
2,4-Dinitrotoluene	0.76	U	4.8	0.26	ug/L		02/02/12 07:24	02/09/12 16:04	1

Client Sample ID: FWGLL3MW-242C-1862-GW
Date Collected: 01/31/12 14:09
Date Received: 01/31/12 19:05

Lab Sample ID: 240-8137-30
Matrix: Water

Method: 8270C/DoD - Semivolatile Organic Compounds (GC/MS) (Continued)

Analyte	Result	Qualifier	LOQ	DL	Unit	D	Prepared	Analyzed	Dil Fac
2,6-Dinitrotoluene	0.76	U	4.8	0.76	ug/L		02/02/12 07:24	02/09/12 16:04	1
Di-n-butyl phthalate	0.76	U	0.95	0.64	ug/L		02/02/12 07:24	02/09/12 16:04	1
Diethyl phthalate	0.76	U	0.95	0.57	ug/L		02/02/12 07:24	02/09/12 16:04	1
Nitrobenzene	0.095	U	0.95	0.038	ug/L		02/02/12 07:24	02/09/12 16:04	1
Bis(2-ethylhexyl) phthalate	**1.3**	**J**	1.9	0.76	ug/L		02/02/12 07:24	02/09/12 16:04	1
Di-n-octyl phthalate	0.76	U	0.95	0.76	ug/L		02/02/12 07:24	02/09/12 16:04	1

Surrogate	*%Recovery*	*Qualifier*	*Limits*	*Prepared*	*Analyzed*	*Dil Fac*
2-Fluorobiphenyl (Surr)	*54*		*50 - 110*	*02/02/12 07:24*	*02/09/12 16:04*	*1*
2-Fluorophenol (Surr)	*57*		*20 - 110*	*02/02/12 07:24*	*02/09/12 16:04*	*1*
Nitrobenzene-d5 (Surr)	*63*		*40 - 110*	*02/02/12 07:24*	*02/09/12 16:04*	*1*
Terphenyl-d14 (Surr)	*86*		*50 - 135*	*02/02/12 07:24*	*02/09/12 16:04*	*1*
2,4,6-Tribromophenol (Surr)	*74*		*40 - 125*	*02/02/12 07:24*	*02/09/12 16:04*	*1*
Phenol-d5 (Surr)	*69*		*10 - 115*	*02/02/12 07:24*	*02/09/12 16:04*	*1*

Method: 8081/DOD - Organochlorine Pesticides (GC)

Analyte	Result	Qualifier	LOQ	DL	Unit	D	Prepared	Analyzed	Dil Fac
4,4'-DDD	0.0095	U	0.048	0.0091	ug/L		02/03/12 08:05	02/05/12 08:09	1
4,4'-DDE	0.0095	U	0.048	0.0092	ug/L		02/03/12 08:05	02/05/12 08:09	1
4,4'-DDT	0.029	U	0.048	0.015	ug/L		02/03/12 08:05	02/05/12 08:09	1
Aldrin	0.0095	U	0.029	0.0078	ug/L		02/03/12 08:05	02/05/12 08:09	1
alpha-BHC	0.0095	U	0.029	0.0067	ug/L		02/03/12 08:05	02/05/12 08:09	1
alpha-Chlordane	0.013	U	0.048	0.013	ug/L		02/03/12 08:05	02/05/12 08:09	1
beta-BHC	0.0095	U	0.048	0.0080	ug/L		02/03/12 08:05	02/05/12 08:09	1
delta-BHC	0.0095	U	0.048	0.0083	ug/L		02/03/12 08:05	02/05/12 08:09	1
Dieldrin	0.0095	U	0.029	0.0071	ug/L		02/03/12 08:05	02/05/12 08:09	1
Endosulfan I	0.012	U	0.048	0.012	ug/L		02/03/12 08:05	02/05/12 08:09	1
Endosulfan II	0.011	U	0.048	0.011	ug/L		02/03/12 08:05	02/05/12 08:09	1
Endosulfan sulfate	0.010	U	0.048	0.010	ug/L		02/03/12 08:05	02/05/12 08:09	1
Endrin	0.010	U	0.048	0.010	ug/L		02/03/12 08:05	02/05/12 08:09	1
Endrin aldehyde	0.010	U	0.048	0.010	ug/L		02/03/12 08:05	02/05/12 08:09	1
Endrin ketone	0.0095	U	0.048	0.0074	ug/L		02/03/12 08:05	02/05/12 08:09	1
gamma-BHC (Lindane)	0.0095	U	0.048	0.0061	ug/L		02/03/12 08:05	02/05/12 08:09	1
gamma-Chlordane	0.011	U	0.048	0.011	ug/L		02/03/12 08:05	02/05/12 08:09	1
Heptachlor	0.0095	U	0.029	0.0076	ug/L		02/03/12 08:05	02/05/12 08:09	1
Heptachlor epoxide	0.0095	U	0.029	0.0068	ug/L		02/03/12 08:05	02/05/12 08:09	1
Methoxychlor	0.030	U	0.095	0.030	ug/L		02/03/12 08:05	02/05/12 08:09	1
Toxaphene	0.48	U	1.9	0.30	ug/L		02/03/12 08:05	02/05/12 08:09	1

Surrogate	*%Recovery*	*Qualifier*	*Limits*	*Prepared*	*Analyzed*	*Dil Fac*
DCB Decachlorobiphenyl	*77*		*30 - 135*	*02/03/12 08:05*	*02/05/12 08:09*	*1*
DCB Decachlorobiphenyl	*72*		*30 - 135*	*02/03/12 08:05*	*02/05/12 08:09*	*1*
Tetrachloro-m-xylene	*177*	*Q*	*25 - 140*	*02/03/12 08:05*	*02/05/12 08:09*	*1*
Tetrachloro-m-xylene	*83*		*25 - 140*	*02/03/12 08:05*	*02/05/12 08:09*	*1*

Method: 8330 (Modified) - Organic Compounds by UV/HPLC - Dissolved

Analyte	Result	Qualifier	LOQ	DL	Unit	D	Prepared	Analyzed	Dil Fac
Nitroguanidine	6.0 U		20	2.4	ug/L		02/11/12 08:10	02/14/12 16:42	1

Method: 8330/8330A - Nitroaromatics & Nitramines: Explosives (8330/A)

Analyte	Result	Qualifier	LOQ	DL	Unit	D	Prepared	Analyzed	Dil Fac
Nitroglycerin	0.50 U		0.64	0.33	ug/L		02/07/12 07:55	02/10/12 12:42	0.99

Client: Environmental Quality Mgt., Inc.
Project/Site: RVAAP (OH)

TestAmerica Job ID: 240-8137-1

Client Sample ID: FWGLL3MW-242C-1862-GW
Date Collected: 01/31/12 14:09
Date Received: 01/31/12 19:05

Lab Sample ID: 240-8137-30
Matrix: Water

Method: 8330/8330A - Nitroaromatics & Nitramines: Explosives (8330/A) (Continued)

Analyte	Result	Qualifier	LOQ	DL	Unit	D	Prepared	Analyzed	Dil Fac
PETN	0.50 U		0.64	0.30	ug/L		02/07/12 07:55	02/10/12 12:42	0.99
2-Amino-4,6-dinitrotoluene	0.099 U		0.20	0.099	ug/L		02/07/12 07:55	02/10/12 12:42	0.99
4-Amino-2,6-dinitrotoluene	0.050 U		0.099	0.050	ug/L		02/07/12 07:55	02/10/12 12:42	0.99
1,3-Dinitrobenzene	0.050 U		0.099	0.050	ug/L		02/07/12 07:55	02/10/12 12:42	0.99
2,4-Dinitrotoluene	0.050 U		0.099	0.050	ug/L		02/07/12 07:55	02/10/12 12:42	0.99
2,6-Dinitrotoluene	0.050 U		0.099	0.050	ug/L		02/07/12 07:55	02/10/12 12:42	0.99
HMX	0.050 U		0.099	0.036	ug/L		02/07/12 07:55	02/10/12 12:42	0.99
Nitrobenzene	0.050 U		0.099	0.050	ug/L		02/07/12 07:55	02/10/12 12:42	0.99
2-Nitrotoluene	0.099 U		0.50	0.087	ug/L		02/07/12 07:55	02/10/12 12:42	0.99
3-Nitrotoluene	0.099 U		0.50	0.056	ug/L		02/07/12 07:55	02/10/12 12:42	0.99
4-Nitrotoluene	0.099 U		0.64	0.087	ug/L		02/07/12 07:55	02/10/12 12:42	0.99
RDX	0.050 U		0.099	0.036	ug/L		02/07/12 07:55	02/10/12 12:42	0.99
Tetryl	0.050 U		0.099	0.050	ug/L		02/07/12 07:55	02/10/12 12:42	0.99
1,3,5-Trinitrobenzene	0.050 U		0.099	0.030	ug/L		02/07/12 07:55	02/10/12 12:42	0.99
2,4,6-Trinitrotoluene	0.050 U		0.099	0.050	ug/L		02/07/12 07:55	02/10/12 12:42	0.99

Surrogate	*%Recovery*	*Qualifier*	*Limits*	*Prepared*	*Analyzed*	*Dil Fac*
3,4-Dinitrotoluene	*94*		*79 - 111*	*02/07/12 07:55*	*02/10/12 12:42*	*0.99*

General Chemistry

Analyte	Result	Qualifier	LOQ	DL	Unit	D	Prepared	Analyzed	Dil Fac
Nitrocellulose	1.0 U		2.0	0.48	mg/L		02/13/12 08:45	02/15/12 12:44	1

Client: Environmental Quality Mgt., Inc.
Project/Site: RVAAP (OH)

TestAmerica Job ID: 240-8137-1

Client Sample ID: FWGLL3MW-242C-1862-GF
Date Collected: 01/31/12 14:09
Date Received: 01/31/12 19:05

Lab Sample ID: 240-8137-31
Matrix: Water

Method: 6010B/DOD - Metals (ICP) - Total Recoverable

Analyte	Result	Qualifier	LOQ	DL	Unit	D	Prepared	Analyzed	Dil Fac
Arsenic	10	U	10	3.3	ug/L		02/08/12 09:30	02/09/12 14:45	1
Chromium	4.0	U	7.0	1.4	ug/L		02/08/12 09:30	02/09/12 14:45	1
Cobalt	4.0	U	7.0	1.5	ug/L		02/08/12 09:30	02/09/12 14:45	1
Lead	5.0	U	10	1.7	ug/L		02/08/12 09:30	02/09/12 14:45	1
Selenium	10	U	15	4.0	ug/L		02/08/12 09:30	02/09/12 14:45	1
Silver	5.0	U	7.0	1.7	ug/L		02/08/12 09:30	02/09/12 14:45	1
Vanadium	4.0	U	7.0	1.3	ug/L		02/08/12 09:30	02/09/12 14:45	1
Barium	**6.9**	**J**	200	2.8	ug/L		02/08/12 09:30	02/09/12 14:45	1
Calcium	**11000**		5000	630	ug/L		02/08/12 09:30	02/09/12 14:45	1
Copper	10	U	25	4.4	ug/L		02/08/12 09:30	02/09/12 14:45	1
Magnesium	**4800**	**J**	5000	120	ug/L		02/08/12 09:30	02/09/12 14:45	1
Manganese	5.0	U	15	1.8	ug/L		02/08/12 09:30	02/09/12 14:45	1
Nickel	5.0	U	40	2.2	ug/L		02/08/12 09:30	02/09/12 14:45	1
Potassium	**780**	**J**	5000	300	ug/L		02/08/12 09:30	02/09/12 14:45	1

Method: 6020/DOD - Metals (ICP/MS) - Total Recoverable

Analyte	Result	Qualifier	LOQ	DL	Unit	D	Prepared	Analyzed	Dil Fac
Aluminum	60	U	60	20	ug/L		02/08/12 09:30	02/10/12 15:12	1
Antimony	0.50	U	2.0	0.21	ug/L		02/08/12 09:30	02/10/12 15:12	1
Beryllium	0.10	U	1.0	0.033	ug/L		02/08/12 09:30	02/10/12 15:12	1
Cadmium	0.070	U	2.0	0.023	ug/L		02/08/12 09:30	02/10/12 15:12	1
Iron	100	U	150	44	ug/L		02/08/12 09:30	02/10/12 15:12	1
Sodium	**9500**		1000	160	ug/L		02/08/12 09:30	02/10/12 15:12	1
Thallium	1.0	U	2.0	0.32	ug/L		02/08/12 09:30	02/10/12 15:12	1
Zinc	20	U	40	8.8	ug/L		02/08/12 09:30	02/10/12 15:12	1

Method: 7470A/DOD - Mercury (CVAA)

Analyte	Result	Qualifier	LOQ	DL	Unit	D	Prepared	Analyzed	Dil Fac
Hg	0.20	U	0.20	0.12	ug/L		02/06/12 13:15	02/08/12 14:17	1

Client Sample ID: FWGLL4MW-199C-1863-GW
Date Collected: 01/31/12 15:46
Date Received: 01/31/12 19:05

Lab Sample ID: 240-8137-32
Matrix: Water

Method: 8260B/DoD - Volatile Organic Compounds (GC/MS)

Analyte	Result	Qualifier	LOQ	DL	Unit	D	Prepared	Analyzed	Dil Fac
1,1,1-Trichloroethane	0.25	U	1.0	0.22	ug/L			02/03/12 18:55	1
1,1,2,2-Tetrachloroethane	0.25	U	1.0	0.18	ug/L			02/03/12 18:55	1
1,1,2-Trichloroethane	0.50	U	1.0	0.27	ug/L			02/03/12 18:55	1
1,1-Dichloroethane	0.25	U	1.0	0.15	ug/L			02/03/12 18:55	1
1,1-Dichloroethene	0.25	U	1.0	0.19	ug/L			02/03/12 18:55	1
1,2-Dichloroethane	0.25	U	1.0	0.22	ug/L			02/03/12 18:55	1
1,2-Dichloroethene, Total	0.50	U	2.0	0.34	ug/L			02/03/12 18:55	1
1,2-Dichloropropane	0.25	U	1.0	0.18	ug/L			02/03/12 18:55	1
2-Hexanone	0.50	U	10	0.41	ug/L			02/03/12 18:55	1
Bromochloromethane	0.50	U	1.0	0.29	ug/L			02/03/12 18:55	1
Acetone	1.1	U	10	1.1	ug/L			02/03/12 18:55	1
Benzene	0.25	U	1.0	0.13	ug/L			02/03/12 18:55	1
Bromoform	0.64	U	1.0	0.64	ug/L			02/03/12 18:55	1
Bromomethane	0.50	U	1.0	0.41	ug/L			02/03/12 18:55	1
Carbon disulfide	0.25	U	1.0	0.13	ug/L			02/03/12 18:55	1
Carbon tetrachloride	0.25	U	1.0	0.13	ug/L			02/03/12 18:55	1
Chlorobenzene	0.25	U	1.0	0.15	ug/L			02/03/12 18:55	1
Chloroethane	0.50	U	1.0	0.29	ug/L			02/03/12 18:55	1
Chloroform	0.25	U	1.0	0.16	ug/L			02/03/12 18:55	1
Chloromethane	0.50	U	1.0	0.30	ug/L			02/03/12 18:55	1
cis-1,2-Dichloroethene	0.25	U	1.0	0.17	ug/L			02/03/12 18:55	1
cis-1,3-Dichloropropene	0.25	U	1.0	0.14	ug/L			02/03/12 18:55	1
Bromodichloromethane	0.25	U	1.0	0.15	ug/L			02/03/12 18:55	1
Ethylbenzene	0.25	U	1.0	0.17	ug/L			02/03/12 18:55	1
1,2-Dibromoethane	0.25	U	1.0	0.24	ug/L			02/03/12 18:55	1
m-Xylene & p-Xylene	0.50	U	2.0	0.24	ug/L			02/03/12 18:55	1
2-Butanone (MEK)	0.57	U	10	0.57	ug/L			02/03/12 18:55	1
4-Methyl-2-pentanone (MIBK)	0.50	U	10	0.32	ug/L			02/03/12 18:55	1
Methylene Chloride	0.50	U	1.0	0.33	ug/L			02/03/12 18:55	1
o-Xylene	0.25	U	1.0	0.14	ug/L			02/03/12 18:55	1
Styrene	0.25	U	1.0	0.11	ug/L			02/03/12 18:55	1
Tetrachloroethene	0.50	U	1.0	0.29	ug/L			02/03/12 18:55	1
Toluene	0.25	U	1.0	0.13	ug/L			02/03/12 18:55	1
trans-1,2-Dichloroethene	0.25	U	1.0	0.19	ug/L			02/03/12 18:55	1
trans-1,3-Dichloropropene	0.25	U	1.0	0.19	ug/L			02/03/12 18:55	1
Trichloroethene	0.25	U	1.0	0.17	ug/L			02/03/12 18:55	1
Vinyl chloride	0.25	U	1.0	0.22	ug/L			02/03/12 18:55	1
Xylenes, Total	0.75	U	2.0	0.28	ug/L			02/03/12 18:55	1
Dibromochloromethane	0.25	U	1.0	0.18	ug/L			02/03/12 18:55	1

Surrogate	*%Recovery*	*Qualifier*	*Limits*	*Prepared*	*Analyzed*	*Dil Fac*
1,2-Dichloroethane-d4 (Surr)	*107*		*70 - 120*		*02/03/12 18:55*	*1*
4-Bromofluorobenzene (Surr)	*86*		*75 - 120*		*02/03/12 18:55*	*1*
Toluene-d8 (Surr)	*98*		*85 - 120*		*02/03/12 18:55*	*1*
Dibromofluoromethane (Surr)	*109*		*85 - 115*		*02/03/12 18:55*	*1*

Method: 8270C/DoD - Semivolatile Organic Compounds (GC/MS)

Analyte	Result	Qualifier	LOQ	DL	Unit	D	Prepared	Analyzed	Dil Fac
Butyl benzyl phthalate	0.76	U	0.95	0.76	ug/L		02/02/12 07:24	02/09/12 16:22	1
Dimethyl phthalate	0.76	U	0.95	0.28	ug/L		02/02/12 07:24	02/09/12 16:22	1
2,4-Dinitrotoluene	0.76	U	4.8	0.26	ug/L		02/02/12 07:24	02/09/12 16:22	1

Client Sample ID: FWGLL4MW-199C-1863-GW
Date Collected: 01/31/12 15:46
Date Received: 01/31/12 19:05

Lab Sample ID: 240-8137-32
Matrix: Water

Method: 8270C/DoD - Semivolatile Organic Compounds (GC/MS) (Continued)

Analyte	Result	Qualifier	LOQ	DL	Unit	D	Prepared	Analyzed	Dil Fac
2,6-Dinitrotoluene	0.76	U	4.8	0.76	ug/L		02/02/12 07:24	02/09/12 16:22	1
Di-n-butyl phthalate	0.76	U	0.95	0.64	ug/L		02/02/12 07:24	02/09/12 16:22	1
Diethyl phthalate	0.76	U	0.95	0.57	ug/L		02/02/12 07:24	02/09/12 16:22	1
Nitrobenzene	0.095	U	0.95	0.038	ug/L		02/02/12 07:24	02/09/12 16:22	1
Bis(2-ethylhexyl) phthalate	0.76	U	1.9	0.76	ug/L		02/02/12 07:24	02/09/12 16:22	1
Di-n-octyl phthalate	0.76	U	0.95	0.76	ug/L		02/02/12 07:24	02/09/12 16:22	1

Surrogate	*%Recovery*	*Qualifier*	*Limits*	*Prepared*	*Analyzed*	*Dil Fac*
2-Fluorobiphenyl (Surr)	*63*		*50 - 110*	*02/02/12 07:24*	*02/09/12 16:22*	*1*
2-Fluorophenol (Surr)	*77*		*20 - 110*	*02/02/12 07:24*	*02/09/12 16:22*	*1*
Nitrobenzene-d5 (Surr)	*77*		*40 - 110*	*02/02/12 07:24*	*02/09/12 16:22*	*1*
Terphenyl-d14 (Surr)	*74*		*50 - 135*	*02/02/12 07:24*	*02/09/12 16:22*	*1*
2,4,6-Tribromophenol (Surr)	*75*		*40 - 125*	*02/02/12 07:24*	*02/09/12 16:22*	*1*
Phenol-d5 (Surr)	*91*		*10 - 115*	*02/02/12 07:24*	*02/09/12 16:22*	*1*

Method: 8081/DOD - Organochlorine Pesticides (GC)

Analyte	Result	Qualifier	LOQ	DL	Unit	D	Prepared	Analyzed	Dil Fac
4,4'-DDD	0.0095	U	0.048	0.0091	ug/L		02/03/12 08:05	02/05/12 08:33	1
4,4'-DDE	0.0095	U	0.048	0.0092	ug/L		02/03/12 08:05	02/05/12 08:33	1
4,4'-DDT	0.029	U	0.048	0.015	ug/L		02/03/12 08:05	02/05/12 08:33	1
Aldrin	0.0095	U	0.029	0.0078	ug/L		02/03/12 08:05	02/05/12 08:33	1
alpha-BHC	0.0095	U	0.029	0.0067	ug/L		02/03/12 08:05	02/05/12 08:33	1
alpha-Chlordane	0.013	U	0.048	0.013	ug/L		02/03/12 08:05	02/05/12 08:33	1
beta-BHC	0.0095	U	0.048	0.0080	ug/L		02/03/12 08:05	02/05/12 08:33	1
delta-BHC	0.0095	U	0.048	0.0083	ug/L		02/03/12 08:05	02/05/12 08:33	1
Dieldrin	0.0095	U	0.029	0.0071	ug/L		02/03/12 08:05	02/05/12 08:33	1
Endosulfan I	0.012	U	0.048	0.012	ug/L		02/03/12 08:05	02/05/12 08:33	1
Endosulfan II	0.011	U	0.048	0.011	ug/L		02/03/12 08:05	02/05/12 08:33	1
Endosulfan sulfate	0.010	U	0.048	0.010	ug/L		02/03/12 08:05	02/05/12 08:33	1
Endrin	0.010	U	0.048	0.010	ug/L		02/03/12 08:05	02/05/12 08:33	1
Endrin aldehyde	0.010	U	0.048	0.010	ug/L		02/03/12 08:05	02/05/12 08:33	1
Endrin ketone	0.0095	U	0.048	0.0074	ug/L		02/03/12 08:05	02/05/12 08:33	1
gamma-BHC (Lindane)	0.0095	U	0.048	0.0061	ug/L		02/03/12 08:05	02/05/12 08:33	1
gamma-Chlordane	0.011	U	0.048	0.011	ug/L		02/03/12 08:05	02/05/12 08:33	1
Heptachlor	0.0095	U	0.029	0.0076	ug/L		02/03/12 08:05	02/05/12 08:33	1
Heptachlor epoxide	0.0095	U	0.029	0.0068	ug/L		02/03/12 08:05	02/05/12 08:33	1
Methoxychlor	0.030	U	0.095	0.030	ug/L		02/03/12 08:05	02/05/12 08:33	1
Toxaphene	0.48	U	1.9	0.30	ug/L		02/03/12 08:05	02/05/12 08:33	1

Surrogate	*%Recovery*	*Qualifier*	*Limits*	*Prepared*	*Analyzed*	*Dil Fac*
DCB Decachlorobiphenyl	*47*		*30 - 135*	*02/03/12 08:05*	*02/05/12 08:33*	*1*
DCB Decachlorobiphenyl	*41*		*30 - 135*	*02/03/12 08:05*	*02/05/12 08:33*	*1*
Tetrachloro-m-xylene	*94*		*25 - 140*	*02/03/12 08:05*	*02/05/12 08:33*	*1*
Tetrachloro-m-xylene	*75*		*25 - 140*	*02/03/12 08:05*	*02/05/12 08:33*	*1*

Method: 8330 (Modified) - Organic Compounds by UV/HPLC - Dissolved

Analyte	Result	Qualifier	LOQ	DL	Unit	D	Prepared	Analyzed	Dil Fac
Nitroguanidine	6.0 U		20	2.4	ug/L		02/11/12 08:10	02/14/12 16:56	1

Method: 8330/8330A - Nitroaromatics & Nitramines: Explosives (8330/A)

Analyte	Result	Qualifier	LOQ	DL	Unit	D	Prepared	Analyzed	Dil Fac
Nitroglycerin	0.49 U		0.64	0.32	ug/L		02/07/12 07:55	02/10/12 13:23	0.98

Client: Environmental Quality Mgt., Inc.
Project/Site: RVAAP (OH)

TestAmerica Job ID: 240-8137-1

Client Sample ID: FWGLL4MW-199C-1863-GW
Date Collected: 01/31/12 15:46
Date Received: 01/31/12 19:05

Lab Sample ID: 240-8137-32
Matrix: Water

Method: 8330/8330A - Nitroaromatics & Nitramines: Explosives (8330/A) (Continued)

Analyte	Result	Qualifier	LOQ	DL	Unit	D	Prepared	Analyzed	Dil Fac
PETN	0.49 U		0.64	0.29	ug/L		02/07/12 07:55	02/10/12 13:23	0.98
2-Amino-4,6-dinitrotoluene	0.098 U		0.20	0.098	ug/L		02/07/12 07:55	02/10/12 13:23	0.98
4-Amino-2,6-dinitrotoluene	0.049 U		0.098	0.049	ug/L		02/07/12 07:55	02/10/12 13:23	0.98
1,3-Dinitrobenzene	0.049 U		0.098	0.049	ug/L		02/07/12 07:55	02/10/12 13:23	0.98
2,4-Dinitrotoluene	0.049 U		0.098	0.049	ug/L		02/07/12 07:55	02/10/12 13:23	0.98
2,6-Dinitrotoluene	0.049 U		0.098	0.049	ug/L		02/07/12 07:55	02/10/12 13:23	0.98
HMX	0.049 U		0.098	0.035	ug/L		02/07/12 07:55	02/10/12 13:23	0.98
Nitrobenzene	0.049 U		0.098	0.049	ug/L		02/07/12 07:55	02/10/12 13:23	0.98
2-Nitrotoluene	0.098 U		0.49	0.086	ug/L		02/07/12 07:55	02/10/12 13:23	0.98
3-Nitrotoluene	0.098 U		0.49	0.056	ug/L		02/07/12 07:55	02/10/12 13:23	0.98
4-Nitrotoluene	0.098 U		0.64	0.086	ug/L		02/07/12 07:55	02/10/12 13:23	0.98
RDX	0.049 U		0.098	0.035	ug/L		02/07/12 07:55	02/10/12 13:23	0.98
Tetryl	0.049 U		0.098	0.049	ug/L		02/07/12 07:55	02/10/12 13:23	0.98
1,3,5-Trinitrobenzene	0.049 U		0.098	0.029	ug/L		02/07/12 07:55	02/10/12 13:23	0.98
2,4,6-Trinitrotoluene	0.049 U		0.098	0.049	ug/L		02/07/12 07:55	02/10/12 13:23	0.98

Surrogate	*%Recovery*	*Qualifier*	*Limits*	*Prepared*	*Analyzed*	*Dil Fac*
3,4-Dinitrotoluene	*95*		*79 - 111*	*02/07/12 07:55*	*02/10/12 13:23*	*0.98*

General Chemistry

Analyte	Result	Qualifier	LOQ	DL	Unit	D	Prepared	Analyzed	Dil Fac
Nitrocellulose	1.0 U		2.0	0.48	mg/L		02/13/12 08:45	02/15/12 12:46	1

Client: Environmental Quality Mgt., Inc.
Project/Site: RVAAP (OH)

TestAmerica Job ID: 240-8137-1

Client Sample ID: FWGLL4MW-199C-1863-GF
Date Collected: 01/31/12 15:46
Date Received: 01/31/12 19:05

Lab Sample ID: 240-8137-33
Matrix: Water

Method: 6010B/DOD - Metals (ICP) - Total Recoverable

Analyte	Result	Qualifier	LOQ	DL	Unit	D	Prepared	Analyzed	Dil Fac
Arsenic	**12**		10	3.3	ug/L		02/08/12 09:30	02/09/12 14:51	1
Chromium	4.0	U	7.0	1.4	ug/L		02/08/12 09:30	02/09/12 14:51	1
Cobalt	4.0	U	7.0	1.5	ug/L		02/08/12 09:30	02/09/12 14:51	1
Lead	5.0	U	10	1.7	ug/L		02/08/12 09:30	02/09/12 14:51	1
Selenium	10	U	15	4.0	ug/L		02/08/12 09:30	02/09/12 14:51	1
Silver	5.0	U	7.0	1.7	ug/L		02/08/12 09:30	02/09/12 14:51	1
Vanadium	4.0	U	7.0	1.3	ug/L		02/08/12 09:30	02/09/12 14:51	1
Barium	**110**	**J**	200	2.8	ug/L		02/08/12 09:30	02/09/12 14:51	1
Calcium	**90000**		5000	630	ug/L		02/08/12 09:30	02/09/12 14:51	1
Copper	10	U	25	4.4	ug/L		02/08/12 09:30	02/09/12 14:51	1
Magnesium	**21000**		5000	120	ug/L		02/08/12 09:30	02/09/12 14:51	1
Manganese	**430**		15	1.8	ug/L		02/08/12 09:30	02/09/12 14:51	1
Nickel	5.0	U	40	2.2	ug/L		02/08/12 09:30	02/09/12 14:51	1
Potassium	**1500**	**J**	5000	300	ug/L		02/08/12 09:30	02/09/12 14:51	1

Method: 6020/DOD - Metals (ICP/MS) - Total Recoverable

Analyte	Result	Qualifier	LOQ	DL	Unit	D	Prepared	Analyzed	Dil Fac
Aluminum	**37**	**J**	60	20	ug/L		02/08/12 09:30	02/10/12 15:17	1
Antimony	**0.63**	**J**	2.0	0.21	ug/L		02/08/12 09:30	02/10/12 15:17	1
Beryllium	0.10	U	1.0	0.033	ug/L		02/08/12 09:30	02/10/12 15:17	1
Cadmium	0.070	U	2.0	0.023	ug/L		02/08/12 09:30	02/10/12 15:17	1
Iron	**3800**		150	44	ug/L		02/08/12 09:30	02/10/12 15:17	1
Sodium	**7800**		1000	160	ug/L		02/08/12 09:30	02/10/12 15:17	1
Thallium	1.0	U	2.0	0.32	ug/L		02/08/12 09:30	02/10/12 15:17	1
Zinc	20	U	40	8.8	ug/L		02/08/12 09:30	02/10/12 15:17	1

Method: 7470A/DOD - Mercury (CVAA)

Analyte	Result	Qualifier	LOQ	DL	Unit	D	Prepared	Analyzed	Dil Fac
Hg	0.20	U	0.20	0.12	ug/L		02/06/12 13:15	02/08/12 14:19	1

Client: Environmental Quality Mgt., Inc.
Project/Site: RVAAP (OH)

TestAmerica Job ID: 240-8137-1

Client Sample ID: FWGLL6MW-005C-1865-GW
Date Collected: 01/31/12 17:09
Date Received: 01/31/12 19:05

Lab Sample ID: 240-8137-34
Matrix: Water

Method: 8270C/DoD - Semivolatile Organic Compounds (GC/MS)

Analyte	Result	Qualifier	LOQ	DL	Unit	D	Prepared	Analyzed	Dil Fac
Acenaphthene	0.095	U	0.19	0.095	ug/L		02/02/12 07:24	02/09/12 16:41	1
Acenaphthylene	0.095	U	0.19	0.095	ug/L		02/02/12 07:24	02/09/12 16:41	1
Anthracene	0.095	U	0.19	0.095	ug/L		02/02/12 07:24	02/09/12 16:41	1
Benzo[a]anthracene	0.095	U	0.19	0.095	ug/L		02/02/12 07:24	02/09/12 16:41	1
Benzo[b]fluoranthene	0.095	U	0.19	0.095	ug/L		02/02/12 07:24	02/09/12 16:41	1
Benzo[k]fluoranthene	0.095	U	0.19	0.095	ug/L		02/02/12 07:24	02/09/12 16:41	1
Benzo[g,h,i]perylene	0.095	U	0.19	0.095	ug/L		02/02/12 07:24	02/09/12 16:41	1
Benzo[a]pyrene	0.095	U	0.19	0.095	ug/L		02/02/12 07:24	02/09/12 16:41	1
Butyl benzyl phthalate	0.76	U	0.95	0.76	ug/L		02/02/12 07:24	02/09/12 16:41	1
Bis(2-ethylhexyl) phthalate	0.76	U	1.9	0.76	ug/L		02/02/12 07:24	02/09/12 16:41	1
Chrysene	0.095	U	0.19	0.095	ug/L		02/02/12 07:24	02/09/12 16:41	1
Dibenz(a,h)anthracene	0.095	U	0.19	0.095	ug/L		02/02/12 07:24	02/09/12 16:41	1
Diethyl phthalate	0.76	U	0.95	0.57	ug/L		02/02/12 07:24	02/09/12 16:41	1
Dimethyl phthalate	0.76	U	0.95	0.28	ug/L		02/02/12 07:24	02/09/12 16:41	1
2,4-Dinitrotoluene	0.76	U	4.8	0.26	ug/L		02/02/12 07:24	02/09/12 16:41	1
Di-n-butyl phthalate	0.76	U	0.95	0.64	ug/L		02/02/12 07:24	02/09/12 16:41	1
Di-n-octyl phthalate	0.76	U	0.95	0.76	ug/L		02/02/12 07:24	02/09/12 16:41	1
Fluoranthene	0.095	U	0.19	0.095	ug/L		02/02/12 07:24	02/09/12 16:41	1
Fluorene	0.095	U	0.19	0.095	ug/L		02/02/12 07:24	02/09/12 16:41	1
Indeno[1,2,3-cd]pyrene	0.095	U	0.19	0.095	ug/L		02/02/12 07:24	02/09/12 16:41	1
Naphthalene	0.095	U	0.19	0.095	ug/L		02/02/12 07:24	02/09/12 16:41	1
Nitrobenzene	0.095	U	0.95	0.038	ug/L		02/02/12 07:24	02/09/12 16:41	1
Phenanthrene	0.095	U	0.19	0.095	ug/L		02/02/12 07:24	02/09/12 16:41	1
Pyrene	0.095	U	0.19	0.095	ug/L		02/02/12 07:24	02/09/12 16:41	1
2,6-Dinitrotoluene	0.76	U	4.8	0.76	ug/L		02/02/12 07:24	02/09/12 16:41	1

Surrogate	*%Recovery*	*Qualifier*	*Limits*	*Prepared*	*Analyzed*	*Dil Fac*
2-Fluorobiphenyl (Surr)	63		50 - 110	02/02/12 07:24	02/09/12 16:41	1
2-Fluorophenol (Surr)	72		20 - 110	02/02/12 07:24	02/09/12 16:41	1
2,4,6-Tribromophenol (Surr)	72		40 - 125	02/02/12 07:24	02/09/12 16:41	1
Nitrobenzene-d5 (Surr)	72		40 - 110	02/02/12 07:24	02/09/12 16:41	1
Phenol-d5 (Surr)	83		10 - 115	02/02/12 07:24	02/09/12 16:41	1
Terphenyl-d14 (Surr)	55		50 - 135	02/02/12 07:24	02/09/12 16:41	1

Client: Environmental Quality Mgt., Inc.
Project/Site: RVAAP (OH)

TestAmerica Job ID: 240-8137-1

Client Sample ID: FWGLL6MW-005C-1865-GF
Date Collected: 01/31/12 17:09
Date Received: 01/31/12 19:05

Lab Sample ID: 240-8137-35
Matrix: Water

Method: 6010B/DOD - Metals (ICP) - Total Recoverable

Analyte	Result	Qualifier	LOQ	DL	Unit	D	Prepared	Analyzed	Dil Fac
Arsenic	**17**		10	3.3	ug/L		02/08/12 09:30	02/09/12 14:57	1
Chromium	4.0	U	7.0	1.4	ug/L		02/08/12 09:30	02/09/12 14:57	1
Cobalt	4.0	U	7.0	1.5	ug/L		02/08/12 09:30	02/09/12 14:57	1
Lead	5.0	U	10	1.7	ug/L		02/08/12 09:30	02/09/12 14:57	1
Selenium	10	U	15	4.0	ug/L		02/08/12 09:30	02/09/12 14:57	1
Silver	5.0	U	7.0	1.7	ug/L		02/08/12 09:30	02/09/12 14:57	1
Vanadium	4.0	U	7.0	1.3	ug/L		02/08/12 09:30	02/09/12 14:57	1
Barium	**66**	**J**	200	2.8	ug/L		02/08/12 09:30	02/09/12 14:57	1
Calcium	**80000**		5000	630	ug/L		02/08/12 09:30	02/09/12 14:57	1
Copper	10	U	25	4.4	ug/L		02/08/12 09:30	02/09/12 14:57	1
Magnesium	**24000**		5000	120	ug/L		02/08/12 09:30	02/09/12 14:57	1
Manganese	**480**		15	1.8	ug/L		02/08/12 09:30	02/09/12 14:57	1
Nickel	5.0	U	40	2.2	ug/L		02/08/12 09:30	02/09/12 14:57	1
Potassium	**1200**	**J**	5000	300	ug/L		02/08/12 09:30	02/09/12 14:57	1

Method: 6020/DOD - Metals (ICP/MS) - Total Recoverable

Analyte	Result	Qualifier	LOQ	DL	Unit	D	Prepared	Analyzed	Dil Fac
Aluminum	60	U	60	20	ug/L		02/08/12 09:30	02/10/12 15:22	1
Antimony	0.50	U	2.0	0.21	ug/L		02/08/12 09:30	02/10/12 15:22	1
Beryllium	0.10	U	1.0	0.033	ug/L		02/08/12 09:30	02/10/12 15:22	1
Cadmium	0.070	U	2.0	0.023	ug/L		02/08/12 09:30	02/10/12 15:22	1
Iron	**1200**		150	44	ug/L		02/08/12 09:30	02/10/12 15:22	1
Sodium	**8100**		1000	160	ug/L		02/08/12 09:30	02/10/12 15:22	1
Thallium	1.0	U	2.0	0.32	ug/L		02/08/12 09:30	02/10/12 15:22	1
Zinc	20	U	40	8.8	ug/L		02/08/12 09:30	02/10/12 15:22	1

Method: 7470A/DOD - Mercury (CVAA)

Analyte	Result	Qualifier	LOQ	DL	Unit	D	Prepared	Analyzed	Dil Fac
Hg	0.20	U	0.20	0.12	ug/L		02/06/12 13:15	02/08/12 14:21	1

Method: 8260B/DoD - Volatile Organic Compounds (GC/MS)

Lab Sample ID: MB 240-32586/5
Matrix: Water
Analysis Batch: 32586

Client Sample ID: Method Blank
Prep Type: Total/NA

Analyte	MB Result	MB Qualifier	LOQ	DL	Unit	D	Prepared	Analyzed	Dil Fac
1,1,1-Trichloroethane	0.25	U	1.0	0.22	ug/L			02/03/12 11:54	1
1,1,2,2-Tetrachloroethane	0.25	U	1.0	0.18	ug/L			02/03/12 11:54	1
1,1,2-Trichloroethane	0.50	U	1.0	0.27	ug/L			02/03/12 11:54	1
1,1-Dichloroethane	0.25	U	1.0	0.15	ug/L			02/03/12 11:54	1
1,1-Dichloroethene	0.25	U	1.0	0.19	ug/L			02/03/12 11:54	1
1,2-Dichloroethane	0.25	U	1.0	0.22	ug/L			02/03/12 11:54	1
1,2-Dichloroethene, Total	0.50	U	2.0	0.34	ug/L			02/03/12 11:54	1
1,2-Dichloropropane	0.25	U	1.0	0.18	ug/L			02/03/12 11:54	1
2-Hexanone	0.50	U	10	0.41	ug/L			02/03/12 11:54	1
Bromochloromethane	0.50	U	1.0	0.29	ug/L			02/03/12 11:54	1
Acetone	1.1	U	10	1.1	ug/L			02/03/12 11:54	1
Benzene	0.25	U	1.0	0.13	ug/L			02/03/12 11:54	1
Bromoform	0.64	U	1.0	0.64	ug/L			02/03/12 11:54	1
Bromomethane	0.50	U	1.0	0.41	ug/L			02/03/12 11:54	1
Carbon disulfide	0.25	U	1.0	0.13	ug/L			02/03/12 11:54	1
Carbon tetrachloride	0.25	U	1.0	0.13	ug/L			02/03/12 11:54	1
Chlorobenzene	0.25	U	1.0	0.15	ug/L			02/03/12 11:54	1
Chloroethane	0.50	U	1.0	0.29	ug/L			02/03/12 11:54	1
Chloroform	0.25	U	1.0	0.16	ug/L			02/03/12 11:54	1
Chloromethane	0.50	U	1.0	0.30	ug/L			02/03/12 11:54	1
cis-1,2-Dichloroethene	0.25	U	1.0	0.17	ug/L			02/03/12 11:54	1
cis-1,3-Dichloropropene	0.25	U	1.0	0.14	ug/L			02/03/12 11:54	1
Bromodichloromethane	0.25	U	1.0	0.15	ug/L			02/03/12 11:54	1
Ethylbenzene	0.25	U	1.0	0.17	ug/L			02/03/12 11:54	1
1,2-Dibromoethane	0.25	U	1.0	0.24	ug/L			02/03/12 11:54	1
m-Xylene & p-Xylene	0.50	U	2.0	0.24	ug/L			02/03/12 11:54	1
2-Butanone (MEK)	0.57	U	10	0.57	ug/L			02/03/12 11:54	1
4-Methyl-2-pentanone (MIBK)	0.50	U	10	0.32	ug/L			02/03/12 11:54	1
Methylene Chloride	2.48		1.0	0.33	ug/L			02/03/12 11:54	1
o-Xylene	0.25	U	1.0	0.14	ug/L			02/03/12 11:54	1
Styrene	0.25	U	1.0	0.11	ug/L			02/03/12 11:54	1
Tetrachloroethene	0.50	U	1.0	0.29	ug/L			02/03/12 11:54	1
Toluene	0.25	U	1.0	0.13	ug/L			02/03/12 11:54	1
trans-1,2-Dichloroethene	0.25	U	1.0	0.19	ug/L			02/03/12 11:54	1
trans-1,3-Dichloropropene	0.25	U	1.0	0.19	ug/L			02/03/12 11:54	1
Trichloroethene	0.25	U	1.0	0.17	ug/L			02/03/12 11:54	1
Vinyl chloride	0.25	U	1.0	0.22	ug/L			02/03/12 11:54	1
Xylenes, Total	0.75	U	2.0	0.28	ug/L			02/03/12 11:54	1
Dibromochloromethane	0.25	U	1.0	0.18	ug/L			02/03/12 11:54	1

Surrogate	*MB %Recovery*	*MB Qualifier*	*Limits*	*Prepared*	*Analyzed*	*Dil Fac*
1,2-Dichloroethane-d4 (Surr)	*97*		*70 - 120*		*02/03/12 11:54*	*1*
4-Bromofluorobenzene (Surr)	*86*		*75 - 120*		*02/03/12 11:54*	*1*
Toluene-d8 (Surr)	*95*		*85 - 120*		*02/03/12 11:54*	*1*
Dibromofluoromethane (Surr)	*96*		*85 - 115*		*02/03/12 11:54*	*1*

Method: 8260B/DoD - Volatile Organic Compounds (GC/MS) (Continued)

Lab Sample ID: LCS 240-32586/4
Matrix: Water
Analysis Batch: 32586

Client Sample ID: Lab Control Sample
Prep Type: Total/NA

Analyte	Spike Added	LCS Result	LCS Qualifier	Unit	D	%Rec	%Rec. Limits
1,1,1-Trichloroethane	10.0	9.96		ug/L		100	65 - 130
1,1,2,2-Tetrachloroethane	10.0	9.33		ug/L		93	65 - 130
1,1,2-Trichloroethane	10.0	9.40		ug/L		94	75 - 125
1,1-Dichloroethane	10.0	9.96		ug/L		100	70 - 135
1,1-Dichloroethene	10.0	10.5		ug/L		105	70 - 130
1,2-Dichloroethane	10.0	9.54		ug/L		95	70 - 130
1,2-Dichloroethene, Total	20.0	19.9		ug/L		99	82 - 114
1,2-Dichloropropane	10.0	9.81		ug/L		98	75 - 125
2-Hexanone	20.0	18.4		ug/L		92	55 - 130
Bromochloromethane	10.0	9.53		ug/L		95	65 - 130
Acetone	20.0	15.0		ug/L		75	40 - 140
Benzene	10.0	9.94		ug/L		99	80 - 120
Bromoform	10.0	9.93		ug/L		99	70 - 130
Bromomethane	10.0	9.27		ug/L		93	30 - 145
Carbon disulfide	10.0	10.2		ug/L		102	35 - 160
Carbon tetrachloride	10.0	10.2		ug/L		102	65 - 140
Chlorobenzene	10.0	9.56		ug/L		96	80 - 120
Chloroethane	10.0	9.18		ug/L		92	60 - 135
Chloroform	10.0	9.79		ug/L		98	65 - 135
Chloromethane	10.0	9.46		ug/L		95	40 - 125
cis-1,2-Dichloroethene	10.0	9.79		ug/L		98	70 - 125
cis-1,3-Dichloropropene	10.0	9.50		ug/L		95	70 - 130
Bromodichloromethane	10.0	9.77		ug/L		98	75 - 120
Ethylbenzene	10.0	9.86		ug/L		99	75 - 125
1,2-Dibromoethane	10.0	9.47		ug/L		95	80 - 120
m-Xylene & p-Xylene	20.0	19.8		ug/L		99	75 - 130
2-Butanone (MEK)	20.0	16.8		ug/L		84	30 - 150
4-Methyl-2-pentanone (MIBK)	20.0	19.4		ug/L		97	60 - 135
Methylene Chloride	10.0	11.6		ug/L		116	55 - 140
o-Xylene	10.0	9.94		ug/L		99	80 - 120
Styrene	10.0	9.14		ug/L		91	65 - 135
Tetrachloroethene	10.0	9.71		ug/L		97	45 - 150
Toluene	10.0	9.95		ug/L		100	75 - 120
trans-1,2-Dichloroethene	10.0	10.1		ug/L		101	60 - 140
trans-1,3-Dichloropropene	10.0	9.68		ug/L		97	55 - 140
Trichloroethene	10.0	9.83		ug/L		98	70 - 125
Vinyl chloride	10.0	8.96		ug/L		90	50 - 145
Xylenes, Total	30.0	29.7		ug/L		99	75 - 130
Dibromochloromethane	10.0	9.55		ug/L		96	60 - 135

Surrogate	*LCS %Recovery*	*LCS Qualifier*	*Limits*
1,2-Dichloroethane-d4 (Surr)	*99*		*70 - 120*
4-Bromofluorobenzene (Surr)	*101*		*75 - 120*
Toluene-d8 (Surr)	*101*		*85 - 120*
Dibromofluoromethane (Surr)	*96*		*85 - 115*

Method: 8260B/DoD - Volatile Organic Compounds (GC/MS) (Continued)

Lab Sample ID: MRL 240-32586/28 MRL
Matrix: Water
Analysis Batch: 32586

Client Sample ID: Lab Control Sample
Prep Type: Total/NA

Analyte	Spike Added	MRL Result	MRL Qualifier	Unit	D	%Rec	%Rec. Limits
1,1,1-Trichloroethane	0.00100	0.000970	J	ng/uL		97	70 - 130
1,1,2,2-Tetrachloroethane	0.00100	0.000955	J	ng/uL		96	70 - 130
1,1,2-Trichloroethane	0.00100	0.000983	J	ng/uL		98	70 - 130
1,1-Dichloroethane	0.00100	0.00100		ng/uL		100	70 - 130
1,1-Dichloroethene	0.00100	0.00106		ng/uL		106	70 - 130
1,2-Dichloroethane	0.00100	0.00105		ng/uL		105	70 - 130
1,2-Dichloroethene, Total	0.00200	0.00195	J	ng/uL		97	70 - 130
1,2-Dichloropropane	0.00100	0.000931	J	ng/uL		93	70 - 130
2-Hexanone	0.0100	0.00779	J	ng/uL		78	70 - 130
Bromochloromethane	0.00100	0.00104		ng/uL		104	70 - 130
Acetone	0.0100	0.00894	J	ng/uL		89	70 - 130
Benzene	0.00100	0.000968	J	ng/uL		97	70 - 130
Bromoform	0.00100	0.000880	J	ng/uL		88	70 - 130
Bromomethane	0.00100	0.00134	^	ng/uL		134	70 - 130
Carbon disulfide	0.00100	0.00102		ng/uL		102	70 - 130
Carbon tetrachloride	0.00100	0.000988	J	ng/uL		99	70 - 130
Chlorobenzene	0.00100	0.000977	J	ng/uL		98	70 - 130
Chloroethane	0.00100	0.00139	^	ng/uL		139	70 - 130
Chloroform	0.00100	0.00100		ng/uL		100	70 - 130
Chloromethane	0.00100	0.00127		ng/uL		127	70 - 130
cis-1,2-Dichloroethene	0.00100	0.000964	J	ng/uL		96	70 - 130
cis-1,3-Dichloropropene	0.00100	0.000782	J	ng/uL		78	70 - 130
Bromodichloromethane	0.00100	0.000990	J	ng/uL		99	70 - 130
Ethylbenzene	0.00100	0.000763	J	ng/uL		76	70 - 130
1,2-Dibromoethane	0.00100	0.000904	J	ng/uL		90	70 - 130
m-Xylene & p-Xylene	0.00200	0.00144	J	ng/uL		72	70 - 130
2-Butanone (MEK)	0.0100	0.00843	J	ng/uL		84	70 - 130
4-Methyl-2-pentanone (MIBK)	0.0100	0.00840	J	ng/uL		84	70 - 130
Methylene Chloride	0.00100	0.00184	^	ng/uL		184	70 - 130
o-Xylene	0.00100	0.000711	J	ng/uL		71	70 - 130
Styrene	0.00100	0.00106		ng/uL		106	70 - 130
Tetrachloroethene	0.00100	0.000895	J	ng/uL		90	70 - 130
Toluene	0.00100	0.000950	J	ng/uL		95	70 - 130
trans-1,2-Dichloroethene	0.00100	0.000985	J	ng/uL		98	70 - 130
trans-1,3-Dichloropropene	0.00100	0.000777	J	ng/uL		78	70 - 130
Trichloroethene	0.00100	0.000986	J	ng/uL		99	70 - 130
Vinyl chloride	0.00100	0.00119		ng/uL		119	70 - 130
Xylenes, Total	0.00300	0.00215		ng/uL		72	70 - 130
Dibromochloromethane	0.00100	0.000819	J	ng/uL		82	70 - 130

Surrogate	*MRL %Recovery*	*MRL Qualifier*	*Limits*
1,2-Dichloroethane-d4 (Surr)	*100*		*70 - 130*
4-Bromofluorobenzene (Surr)	*92*		*70 - 130*
Toluene-d8 (Surr)	*105*		*70 - 130*
Dibromofluoromethane (Surr)	*107*		*70 - 130*

Method: 8260B/DoD - Volatile Organic Compounds (GC/MS) (Continued)

Lab Sample ID: MRL 240-32586/3 MRL
Matrix: Water
Analysis Batch: 32586

Client Sample ID: Lab Control Sample
Prep Type: Total/NA

Analyte	Spike Added	MRL Result	MRL Qualifier	Unit	D	%Rec	%Rec. Limits
1,1,1-Trichloroethane	0.00100	0.000972	J	ng/uL		97	70 - 130
1,1,2,2-Tetrachloroethane	0.00100	0.00104		ng/uL		104	70 - 130
1,1,2-Trichloroethane	0.00100	0.000972	J	ng/uL		97	70 - 130
1,1-Dichloroethane	0.00100	0.000939	J	ng/uL		94	70 - 130
1,1-Dichloroethene	0.00100	0.000988	J	ng/uL		99	70 - 130
1,2-Dichloroethane	0.00100	0.000962	J	ng/uL		96	70 - 130
1,2-Dichloroethene, Total	0.00200	0.00189	J	ng/uL		94	70 - 130
1,2-Dichloropropane	0.00100	0.000946	J	ng/uL		95	70 - 130
2-Hexanone	0.0100	0.00853	J	ng/uL		85	70 - 130
Bromochloromethane	0.00100	0.000901	J	ng/uL		90	70 - 130
Acetone	0.0100	0.00744	J	ng/uL		74	70 - 130
Benzene	0.00100	0.000965	J	ng/uL		97	70 - 130
Bromoform	0.00100	0.000913	J	ng/uL		91	70 - 130
Bromomethane	0.00100	0.00112		ng/uL		112	70 - 130
Carbon disulfide	0.00100	0.000941	J	ng/uL		94	70 - 130
Carbon tetrachloride	0.00100	0.000983	J	ng/uL		98	70 - 130
Chlorobenzene	0.00100	0.000938	J	ng/uL		94	70 - 130
Chloroethane	0.00100	0.00115		ng/uL		115	70 - 130
Chloroform	0.00100	0.000943	J	ng/uL		94	70 - 130
Chloromethane	0.00100	0.00106		ng/uL		106	70 - 130
cis-1,2-Dichloroethene	0.00100	0.000960	J	ng/uL		96	70 - 130
cis-1,3-Dichloropropene	0.00100	0.000845	J	ng/uL		84	70 - 130
Bromodichloromethane	0.00100	0.000896	J	ng/uL		90	70 - 130
Ethylbenzene	0.00100	0.000862	J	ng/uL		86	70 - 130
1,2-Dibromoethane	0.00100	0.000943	J	ng/uL		94	70 - 130
m-Xylene & p-Xylene	0.00200	0.00157	J	ng/uL		79	70 - 130
2-Butanone (MEK)	0.0100	0.00834	J	ng/uL		83	70 - 130
4-Methyl-2-pentanone (MIBK)	0.0100	0.00873	J	ng/uL		87	70 - 130
Methylene Chloride	0.00100	0.00315	^	ng/uL		315	70 - 130
o-Xylene	0.00100	0.000832	J	ng/uL		83	70 - 130
Styrene	0.00100	0.00109		ng/uL		109	70 - 130
Tetrachloroethene	0.00100	0.000948	J	ng/uL		95	70 - 130
Toluene	0.00100	0.000936	J	ng/uL		94	70 - 130
trans-1,2-Dichloroethene	0.00100	0.000926	J	ng/uL		93	70 - 130
trans-1,3-Dichloropropene	0.00100	0.000830	J	ng/uL		83	70 - 130
Trichloroethene	0.00100	0.000948	J	ng/uL		95	70 - 130
Vinyl chloride	0.00100	0.00108		ng/uL		108	70 - 130
Xylenes, Total	0.00300	0.00240		ng/uL		80	70 - 130
Dibromochloromethane	0.00100	0.000887	J	ng/uL		89	70 - 130

Surrogate	*MRL %Recovery*	*MRL Qualifier*	*Limits*
1,2-Dichloroethane-d4 (Surr)	*95*		*70 - 130*
4-Bromofluorobenzene (Surr)	*93*		*70 - 130*
Toluene-d8 (Surr)	*101*		*70 - 130*
Dibromofluoromethane (Surr)	*96*		*70 - 130*

Method: 8260B/DoD - Volatile Organic Compounds (GC/MS) (Continued)

Lab Sample ID: 240-8137-18 MS
Matrix: Water
Analysis Batch: 32586

Client Sample ID: FWGSCFMW-002-1885-GW
Prep Type: Total/NA

Analyte	Sample Result	Sample Qualifier	Spike Added	MS Result	MS Qualifier	Unit	D	%Rec	%Rec. Limits
1,1,1-Trichloroethane	0.25	U	10.0	9.91		ug/L		99	65 - 130
1,1,2,2-Tetrachloroethane	0.25	U	10.0	9.24		ug/L		92	65 - 130
1,1,2-Trichloroethane	0.50	U	10.0	9.38		ug/L		94	75 - 125
1,1-Dichloroethane	0.25	U	10.0	9.96		ug/L		100	70 - 135
1,1-Dichloroethene	0.25	U	10.0	10.6		ug/L		106	70 - 130
1,2-Dichloroethane	0.25	U	10.0	9.69		ug/L		97	70 - 130
1,2-Dichloroethene, Total	0.50	U	20.0	19.4		ug/L		97	75 - 119
1,2-Dichloropropane	0.25	U	10.0	9.94		ug/L		99	75 - 125
2-Hexanone	0.50	U	20.0	18.9		ug/L		95	55 - 130
Bromochloromethane	0.50	U	10.0	9.45		ug/L		95	65 - 130
Acetone	1.1	U	20.0	15.7		ug/L		79	40 - 140
Benzene	0.25	U	10.0	9.84		ug/L		98	80 - 120
Bromoform	0.64	U	10.0	9.77		ug/L		98	70 - 130
Bromomethane	0.50	U	10.0	9.29		ug/L		93	30 - 145
Carbon disulfide	0.25	U	10.0	10.6		ug/L		106	35 - 160
Carbon tetrachloride	0.25	U	10.0	10.1		ug/L		101	65 - 140
Chlorobenzene	0.25	U	10.0	9.45		ug/L		95	80 - 120
Chloroethane	0.50	U	10.0	9.52		ug/L		95	60 - 135
Chloroform	0.25	U	10.0	9.74		ug/L		97	65 - 135
Chloromethane	0.50	U	10.0	9.16		ug/L		92	40 - 125
cis-1,2-Dichloroethene	0.25	U	10.0	9.51		ug/L		95	70 - 125
cis-1,3-Dichloropropene	0.25	U	10.0	8.92		ug/L		89	70 - 130
Bromodichloromethane	0.25	U	10.0	9.81		ug/L		98	75 - 120
Ethylbenzene	0.25	U	10.0	9.80		ug/L		98	75 - 125
1,2-Dibromoethane	0.25	U	10.0	9.49		ug/L		95	80 - 120
m-Xylene & p-Xylene	0.50	U	20.0	19.4		ug/L		97	75 - 130
2-Butanone (MEK)	0.57	U	20.0	17.2		ug/L		86	30 - 150
4-Methyl-2-pentanone (MIBK)	0.50	U	20.0	19.0		ug/L		95	60 - 135
Methylene Chloride	0.50	U	10.0	9.38		ug/L		94	55 - 140
o-Xylene	0.25	U	10.0	9.85		ug/L		99	80 - 120
Styrene	0.25	U	10.0	9.04		ug/L		90	65 - 135
Tetrachloroethene	0.50	U	10.0	9.76		ug/L		98	45 - 150
Toluene	0.25	U	10.0	9.77		ug/L		98	75 - 120
trans-1,2-Dichloroethene	0.25	U	10.0	9.87		ug/L		99	60 - 140
trans-1,3-Dichloropropene	0.25	U	10.0	9.52		ug/L		95	55 - 140
Trichloroethene	0.25	U	10.0	9.65		ug/L		97	70 - 125
Vinyl chloride	0.25	U	10.0	9.25		ug/L		93	50 - 145
Xylenes, Total	0.75	U	30.0	29.3		ug/L		98	75 - 130
Dibromochloromethane	0.25	U	10.0	9.60		ug/L		96	60 - 135

Surrogate	*MS %Recovery*	*MS Qualifier*	*Limits*
1,2-Dichloroethane-d4 (Surr)	*98*		*70 - 120*
4-Bromofluorobenzene (Surr)	*100*		*75 - 120*
Toluene-d8 (Surr)	*100*		*85 - 120*
Dibromofluoromethane (Surr)	*96*		*85 - 115*

Method: 8260B/DoD - Volatile Organic Compounds (GC/MS) (Continued)

Lab Sample ID: 240-8137-18 MSD
Matrix: Water
Analysis Batch: 32586

Client Sample ID: FWGSCFMW-002-1885-GW
Prep Type: Total/NA

Analyte	Sample Result	Sample Qualifier	Spike Added	MSD Result	MSD Qualifier	Unit	D	%Rec	%Rec. Limits	RPD	RPD Limit
1,1,1-Trichloroethane	0.25	U	10.0	9.96		ug/L		100	65 - 130	1	30
1,1,2,2-Tetrachloroethane	0.25	U	10.0	9.38		ug/L		94	65 - 130	2	30
1,1,2-Trichloroethane	0.50	U	10.0	9.43		ug/L		94	75 - 125	1	30
1,1-Dichloroethane	0.25	U	10.0	9.93		ug/L		99	70 - 135	0	30
1,1-Dichloroethene	0.25	U	10.0	10.5		ug/L		105	70 - 130	1	30
1,2-Dichloroethane	0.25	U	10.0	9.60		ug/L		96	70 - 130	1	30
1,2-Dichloroethene, Total	0.50	U	20.0	19.4		ug/L		97	75 - 119	0	30
1,2-Dichloropropane	0.25	U	10.0	9.87		ug/L		99	75 - 125	1	30
2-Hexanone	0.50	U	20.0	18.8		ug/L		94	55 - 130	1	30
Bromochloromethane	0.50	U	10.0	9.48		ug/L		95	65 - 130	0	30
Acetone	1.1	U	20.0	15.6		ug/L		78	40 - 140	1	30
Benzene	0.25	U	10.0	9.81		ug/L		98	80 - 120	0	30
Bromoform	0.64	U	10.0	9.67		ug/L		97	70 - 130	1	30
Bromomethane	0.50	U	10.0	9.20		ug/L		92	30 - 145	1	30
Carbon disulfide	0.25	U	10.0	10.4		ug/L		104	35 - 160	2	30
Carbon tetrachloride	0.25	U	10.0	10.0		ug/L		100	65 - 140	1	30
Chlorobenzene	0.25	U	10.0	9.40		ug/L		94	80 - 120	1	30
Chloroethane	0.50	U	10.0	9.39		ug/L		94	60 - 135	1	30
Chloroform	0.25	U	10.0	9.59		ug/L		96	65 - 135	2	30
Chloromethane	0.50	U	10.0	9.33		ug/L		93	40 - 125	2	30
cis-1,2-Dichloroethene	0.25	U	10.0	9.53		ug/L		95	70 - 125	0	30
cis-1,3-Dichloropropene	0.25	U	10.0	8.98		ug/L		90	70 - 130	1	30
Bromodichloromethane	0.25	U	10.0	9.53		ug/L		95	75 - 120	3	30
Ethylbenzene	0.25	U	10.0	9.77		ug/L		98	75 - 125	0	30
1,2-Dibromoethane	0.25	U	10.0	9.41		ug/L		94	80 - 120	1	30
m-Xylene & p-Xylene	0.50	U	20.0	19.1		ug/L		96	75 - 130	2	30
2-Butanone (MEK)	0.57	U	20.0	17.2		ug/L		86	30 - 150	0	30
4-Methyl-2-pentanone (MIBK)	0.50	U	20.0	18.6		ug/L		93	60 - 135	2	30
Methylene Chloride	0.50	U	10.0	9.35		ug/L		94	55 - 140	0	30
o-Xylene	0.25	U	10.0	9.84		ug/L		98	80 - 120	0	30
Styrene	0.25	U	10.0	8.92		ug/L		89	65 - 135	1	30
Tetrachloroethene	0.50	U	10.0	9.45		ug/L		95	45 - 150	3	30
Toluene	0.25	U	10.0	9.78		ug/L		98	75 - 120	0	30
trans-1,2-Dichloroethene	0.25	U	10.0	9.83		ug/L		98	60 - 140	0	30
trans-1,3-Dichloropropene	0.25	U	10.0	9.68		ug/L		97	55 - 140	2	30
Trichloroethene	0.25	U	10.0	9.51		ug/L		95	70 - 125	1	30
Vinyl chloride	0.25	U	10.0	9.14		ug/L		91	50 - 145	1	30
Xylenes, Total	0.75	U	30.0	28.9		ug/L		96	75 - 130	1	30
Dibromochloromethane	0.25	U	10.0	9.56		ug/L		96	60 - 135	0	30

Surrogate	*MSD %Recovery*	*MSD Qualifier*	*Limits*
1,2-Dichloroethane-d4 (Surr)	*99*		*70 - 120*
4-Bromofluorobenzene (Surr)	*102*		*75 - 120*
Toluene-d8 (Surr)	*101*		*85 - 120*
Dibromofluoromethane (Surr)	*97*		*85 - 115*

Method: 8270C/DoD - Semivolatile Organic Compounds (GC/MS)

Lab Sample ID: MB 240-32360/20-A
Matrix: Water
Analysis Batch: 33266

Client Sample ID: Method Blank
Prep Type: Total/NA
Prep Batch: 32360

Analyte	MB Result	MB Qualifier	LOQ	DL	Unit	D	Prepared	Analyzed	Dil Fac
Acenaphthene	0.10	U	0.20	0.10	ug/L		02/02/12 07:24	02/09/12 09:45	1
Acenaphthylene	0.10	U	0.20	0.10	ug/L		02/02/12 07:24	02/09/12 09:45	1
Anthracene	0.10	U	0.20	0.10	ug/L		02/02/12 07:24	02/09/12 09:45	1
Benzo[a]anthracene	0.10	U	0.20	0.10	ug/L		02/02/12 07:24	02/09/12 09:45	1
Benzo[b]fluoranthene	0.10	U	0.20	0.10	ug/L		02/02/12 07:24	02/09/12 09:45	1
Benzo[k]fluoranthene	0.10	U	0.20	0.10	ug/L		02/02/12 07:24	02/09/12 09:45	1
Benzo[g,h,i]perylene	0.10	U	0.20	0.10	ug/L		02/02/12 07:24	02/09/12 09:45	1
Benzo[a]pyrene	0.10	U	0.20	0.10	ug/L		02/02/12 07:24	02/09/12 09:45	1
Butyl benzyl phthalate	0.80	U	1.0	0.80	ug/L		02/02/12 07:24	02/09/12 09:45	1
Chrysene	0.10	U	0.20	0.10	ug/L		02/02/12 07:24	02/09/12 09:45	1
2-Chlorophenol	0.80	U	1.0	0.29	ug/L		02/02/12 07:24	02/09/12 09:45	1
Dibenz(a,h)anthracene	0.10	U	0.20	0.10	ug/L		02/02/12 07:24	02/09/12 09:45	1
2,4-Dichlorophenol	0.80	U	2.0	0.80	ug/L		02/02/12 07:24	02/09/12 09:45	1
Diethyl phthalate	0.80	U	1.0	0.60	ug/L		02/02/12 07:24	02/09/12 09:45	1
2,4-Dimethylphenol	0.80	U	2.0	0.80	ug/L		02/02/12 07:24	02/09/12 09:45	1
Dimethyl phthalate	0.80	U	1.0	0.29	ug/L		02/02/12 07:24	02/09/12 09:45	1
4,6-Dinitro-2-methylphenol	2.4	U	5.0	2.4	ug/L		02/02/12 07:24	02/09/12 09:45	1
2,4-Dinitrophenol	2.4	U	5.0	2.4	ug/L		02/02/12 07:24	02/09/12 09:45	1
2,4-Dinitrotoluene	0.80	U	5.0	0.27	ug/L		02/02/12 07:24	02/09/12 09:45	1
Di-n-butyl phthalate	0.80	U	1.0	0.67	ug/L		02/02/12 07:24	02/09/12 09:45	1
Fluoranthene	0.10	U	0.20	0.10	ug/L		02/02/12 07:24	02/09/12 09:45	1
3 & 4 Methylphenol	0.80	U	2.0	0.80	ug/L		02/02/12 07:24	02/09/12 09:45	1
Fluorene	0.10	U	0.20	0.10	ug/L		02/02/12 07:24	02/09/12 09:45	1
Bis(2-ethylhexyl) phthalate	0.80	U	2.0	0.80	ug/L		02/02/12 07:24	02/09/12 09:45	1
Indeno[1,2,3-cd]pyrene	0.10	U	0.20	0.10	ug/L		02/02/12 07:24	02/09/12 09:45	1
2-Methylphenol	0.80	U	1.0	0.80	ug/L		02/02/12 07:24	02/09/12 09:45	1
Di-n-octyl phthalate	0.80	U	1.0	0.80	ug/L		02/02/12 07:24	02/09/12 09:45	1
4-Chloro-3-methylphenol	0.80	U	2.0	0.80	ug/L		02/02/12 07:24	02/09/12 09:45	1
Naphthalene	0.10	U	0.20	0.10	ug/L		02/02/12 07:24	02/09/12 09:45	1
Nitrobenzene	0.10	U	1.0	0.040	ug/L		02/02/12 07:24	02/09/12 09:45	1
2-Nitrophenol	0.80	U	2.0	0.28	ug/L		02/02/12 07:24	02/09/12 09:45	1
4-Nitrophenol	2.4	U	5.0	2.4	ug/L		02/02/12 07:24	02/09/12 09:45	1
Pentachlorophenol	2.4	U	5.0	2.4	ug/L		02/02/12 07:24	02/09/12 09:45	1
Phenanthrene	0.10	U	0.20	0.10	ug/L		02/02/12 07:24	02/09/12 09:45	1
Phenol	0.80	U	1.0	0.60	ug/L		02/02/12 07:24	02/09/12 09:45	1
Pyrene	0.10	U	0.20	0.10	ug/L		02/02/12 07:24	02/09/12 09:45	1
2,4,5-Trichlorophenol	0.80	U	5.0	0.30	ug/L		02/02/12 07:24	02/09/12 09:45	1
2,4,6-Trichlorophenol	0.80	U	5.0	0.80	ug/L		02/02/12 07:24	02/09/12 09:45	1
2,6-Dinitrotoluene	0.80	U	5.0	0.80	ug/L		02/02/12 07:24	02/09/12 09:45	1

Surrogate	*MB %Recovery*	*MB Qualifier*	*Limits*	*Prepared*	*Analyzed*	*Dil Fac*
2-Fluorobiphenyl (Surr)	*54*		*50 - 110*	*02/02/12 07:24*	*02/09/12 09:45*	*1*
2-Fluorophenol (Surr)	*57*		*20 - 110*	*02/02/12 07:24*	*02/09/12 09:45*	*1*
2,4,6-Tribromophenol (Surr)	*59*		*40 - 125*	*02/02/12 07:24*	*02/09/12 09:45*	*1*
Nitrobenzene-d5 (Surr)	*62*		*40 - 110*	*02/02/12 07:24*	*02/09/12 09:45*	*1*
Phenol-d5 (Surr)	*65*		*10 - 115*	*02/02/12 07:24*	*02/09/12 09:45*	*1*
Terphenyl-d14 (Surr)	*91*		*50 - 135*	*02/02/12 07:24*	*02/09/12 09:45*	*1*

Method: 8270C/DoD - Semivolatile Organic Compounds (GC/MS) (Continued)

Lab Sample ID: LCS 240-32360/21-A
Matrix: Water
Analysis Batch: 33266

Client Sample ID: Lab Control Sample
Prep Type: Total/NA
Prep Batch: 32360

Analyte	Spike Added	LCS Result	LCS Qualifier	Unit	D	%Rec	%Rec. Limits
Acenaphthene	20.0	15.8		ug/L		79	45 - 110
Acenaphthylene	20.0	15.9		ug/L		80	50 - 105
Anthracene	20.0	16.6		ug/L		83	55 - 110
Benzo[a]anthracene	20.0	16.2		ug/L		81	55 - 110
Benzo[b]fluoranthene	20.0	16.5		ug/L		82	45 - 120
Benzo[k]fluoranthene	20.0	17.3		ug/L		86	45 - 125
Benzo[g,h,i]perylene	20.0	17.1		ug/L		86	40 - 125
Benzo[a]pyrene	20.0	14.0		ug/L		70	55 - 110
Butyl benzyl phthalate	20.0	18.1		ug/L		91	45 - 115
Chrysene	20.0	17.3		ug/L		87	55 - 110
2-Chlorophenol	20.0	18.1		ug/L		91	35 - 105
Dibenz(a,h)anthracene	20.0	16.9		ug/L		85	40 - 125
2,4-Dichlorophenol	20.0	16.8		ug/L		84	50 - 105
Diethyl phthalate	20.0	16.8		ug/L		84	40 - 120
2,4-Dimethylphenol	20.0	14.1		ug/L		70	30 - 110
Dimethyl phthalate	20.0	17.2		ug/L		86	25 - 125
4,6-Dinitro-2-methylphenol	20.0	16.6		ug/L		83	40 - 130
2,4-Dinitrophenol	20.0	12.4		ug/L		62	15 - 140
2,4-Dinitrotoluene	20.0	18.1		ug/L		90	50 - 120
Di-n-butyl phthalate	20.0	18.3		ug/L		91	55 - 115
Fluoranthene	20.0	17.0		ug/L		85	55 - 115
3 & 4 Methylphenol	40.0	39.0		ug/L		98	30 - 110
Fluorene	20.0	16.7		ug/L		84	50 - 110
Bis(2-ethylhexyl) phthalate	20.0	17.4		ug/L		87	40 - 125
Indeno[1,2,3-cd]pyrene	20.0	16.3		ug/L		81	45 - 125
2-Methylphenol	20.0	18.8		ug/L		94	40 - 110
Di-n-octyl phthalate	20.0	16.6		ug/L		83	35 - 135
4-Chloro-3-methylphenol	20.0	18.0		ug/L		90	45 - 110
Naphthalene	20.0	16.3		ug/L		81	40 - 100
Nitrobenzene	20.0	18.8		ug/L		94	45 - 110
2-Nitrophenol	20.0	16.7		ug/L		83	40 - 115
4-Nitrophenol	20.0	21.0		ug/L		105	0 - 125
Pentachlorophenol	20.0	13.4		ug/L		67	40 - 115
Phenanthrene	20.0	16.8		ug/L		84	50 - 115
Phenol	20.0	19.8		ug/L		99	0 - 115
Pyrene	20.0	16.8		ug/L		84	50 - 130
2,4,5-Trichlorophenol	20.0	16.4		ug/L		82	50 - 110
2,4,6-Trichlorophenol	20.0	16.3		ug/L		82	50 - 115
2,6-Dinitrotoluene	20.0	18.0		ug/L		90	50 - 115

Surrogate	*LCS %Recovery*	*LCS Qualifier*	*Limits*
2-Fluorobiphenyl (Surr)	*77*		*50 - 110*
2-Fluorophenol (Surr)	*91*		*20 - 110*
2,4,6-Tribromophenol (Surr)	*82*		*40 - 125*
Nitrobenzene-d5 (Surr)	*88*		*40 - 110*
Phenol-d5 (Surr)	*99*		*10 - 115*
Terphenyl-d14 (Surr)	*92*		*50 - 135*

Method: 8270C/DoD - Semivolatile Organic Compounds (GC/MS) (Continued)

Lab Sample ID: 240-8137-18 MS
Matrix: Water
Analysis Batch: 33266

Client Sample ID: FWGSCFMW-002-1885-GW
Prep Type: Total/NA
Prep Batch: 32360

Analyte	Sample Result	Sample Qualifier	Spike Added	MS Result	MS Qualifier	Unit	D	%Rec	%Rec. Limits
Acenaphthene	0.10	U	20.8	15.8		ug/L		76	45 - 110
Acenaphthylene	0.10	U	20.8	15.7		ug/L		75	50 - 105
Anthracene	0.10	U	20.8	15.3		ug/L		74	55 - 110
Benzo[a]anthracene	0.10	U	20.8	15.5		ug/L		74	55 - 110
Benzo[b]fluoranthene	0.10	U	20.8	15.5		ug/L		75	45 - 120
Benzo[k]fluoranthene	0.10	U	20.8	16.3		ug/L		78	45 - 125
Benzo[g,h,i]perylene	0.10	U	20.8	16.1		ug/L		77	40 - 125
Benzo[a]pyrene	0.10	U	20.8	13.3		ug/L		64	55 - 110
Butyl benzyl phthalate	0.82	U	20.8	17.6		ug/L		84	45 - 115
Bis(2-ethylhexyl) phthalate	0.82	U	20.8	16.8		ug/L		81	40 - 125
Chrysene	0.10	U	20.8	17.5		ug/L		84	55 - 110
Dibenz(a,h)anthracene	0.10	U	20.8	16.3		ug/L		78	40 - 125
Diethyl phthalate	0.82	U	20.8	16.5		ug/L		79	40 - 120
Dimethyl phthalate	0.82	U	20.8	17.2		ug/L		82	25 - 125
2,4-Dinitrotoluene	0.82	U	20.8	18.0		ug/L		87	50 - 120
Di-n-butyl phthalate	0.82	U	20.8	18.2		ug/L		87	55 - 115
Di-n-octyl phthalate	0.82	U	20.8	16.6		ug/L		80	35 - 135
Fluoranthene	0.10	U	20.8	16.6		ug/L		80	55 - 115
Fluorene	0.10	U	20.8	16.2		ug/L		78	50 - 110
Indeno[1,2,3-cd]pyrene	0.10	U	20.8	15.5		ug/L		74	45 - 125
Naphthalene	0.10	U	20.8	16.0		ug/L		77	40 - 100
Nitrobenzene	0.10	U	20.8	18.6		ug/L		90	45 - 110
Phenanthrene	0.10	U	20.8	16.6		ug/L		80	50 - 115
Pyrene	0.10	U	20.8	16.1		ug/L		77	50 - 130
2,6-Dinitrotoluene	0.82	U	20.8	17.7		ug/L		85	50 - 115

Surrogate	*MS %Recovery*	*MS Qualifier*	*Limits*
2-Fluorobiphenyl (Surr)	*73*		*50 - 110*
2-Fluorophenol (Surr)	*85*		*20 - 110*
2,4,6-Tribromophenol (Surr)	*80*		*40 - 125*
Nitrobenzene-d5 (Surr)	*85*		*40 - 110*
Phenol-d5 (Surr)	*91*		*10 - 115*
Terphenyl-d14 (Surr)	*85*		*50 - 135*

Lab Sample ID: 240-8137-18 MSD
Matrix: Water
Analysis Batch: 34010

Client Sample ID: FWGSCFMW-002-1885-GW
Prep Type: Total/NA
Prep Batch: 32360

Analyte	Sample Result	Sample Qualifier	Spike Added	MSD Result	MSD Qualifier	Unit	D	%Rec	%Rec. Limits	RPD	RPD Limit
Acenaphthene	0.10	U	20.2	10.6	J	ug/L		53	45 - 110	39	30
Acenaphthylene	0.10	U	20.2	10.6	J	ug/L		52	50 - 105	39	30
Anthracene	0.10	U	20.2	12.1		ug/L		60	55 - 110	24	30
Benzo[a]anthracene	0.10	U	20.2	11.6		ug/L		57	55 - 110	29	30
Benzo[b]fluoranthene	0.10	U	20.2	11.3	J	ug/L		56	45 - 120	32	30
Benzo[k]fluoranthene	0.10	U	20.2	11.1	J	ug/L		55	45 - 125	38	30
Benzo[g,h,i]perylene	0.10	U	20.2	11.4	J	ug/L		57	40 - 125	34	30
Benzo[a]pyrene	0.10	U	20.2	9.27	J	ug/L		46	55 - 110	35	30
Butyl benzyl phthalate	0.82	U	20.2	13.3		ug/L		66	45 - 115	28	30
Bis(2-ethylhexyl) phthalate	0.82	U	20.2	11.9	J	ug/L		59	40 - 125	35	30

Method: 8270C/DoD - Semivolatile Organic Compounds (GC/MS) (Continued)

Lab Sample ID: 240-8137-18 MSD
Matrix: Water
Analysis Batch: 34010

Client Sample ID: FWGSCFMW-002-1885-GW
Prep Type: Total/NA
Prep Batch: 32360

Analyte	Sample Result	Sample Qualifier	Spike Added	MSD Result	MSD Qualifier	Unit	D	%Rec	%Rec. Limits	RPD	RPD Limit
Chrysene	0.10	U	20.2	12.2	J	ug/L		61	55 - 110	35	30
Dibenz(a,h)anthracene	0.10	U	20.2	11.7	J	ug/L		58	40 - 125	33	30
Diethyl phthalate	0.82	U	20.2	11.9	J	ug/L		59	40 - 120	32	30
Dimethyl phthalate	0.82	U	20.2	12.4	J	ug/L		61	25 - 125	32	30
2,4-Dinitrotoluene	0.82	U	20.2	14.2		ug/L		71	50 - 120	24	30
Di-n-butyl phthalate	0.82	U	20.2	14.3		ug/L		71	55 - 115	24	30
Di-n-octyl phthalate	0.82	U	20.2	11.4	J	ug/L		57	35 - 135	37	30
Fluoranthene	0.10	U	20.2	13.3		ug/L		66	55 - 115	22	30
Fluorene	0.10	U	20.2	11.4	J	ug/L		57	50 - 110	35	30
Indeno[1,2,3-cd]pyrene	0.10	U	20.2	10.9	J	ug/L		54	45 - 125	34	30
Naphthalene	0.10	U	20.2	10.5	J	ug/L		52	40 - 100	41	30
Nitrobenzene	0.10	U	20.2	10.8	J	ug/L		53	45 - 110	53	30
Phenanthrene	0.10	U	20.2	12.7		ug/L		63	50 - 115	27	30
Pyrene	0.10	U	20.2	13.1		ug/L		65	50 - 130	21	30
2,6-Dinitrotoluene	0.82	U	20.2	13.9		ug/L		69	50 - 115	24	30

Surrogate	*MSD %Recovery*	*MSD Qualifier*	*Limits*
2-Fluorobiphenyl (Surr)	*50*		*50 - 110*
2-Fluorophenol (Surr)	*52*		*20 - 110*
2,4,6-Tribromophenol (Surr)	*66*		*40 - 125*
Nitrobenzene-d5 (Surr)	*55*		*40 - 110*
Phenol-d5 (Surr)	*54*		*10 - 115*
Terphenyl-d14 (Surr)	*65*		*50 - 135*

Lab Sample ID: MRL 240-33266/28 MRL
Matrix: Water
Analysis Batch: 33266

Client Sample ID: Lab Control Sample
Prep Type: Total/NA

Analyte	Spike Added	MRL Result	MRL Qualifier	Unit	D	%Rec	%Rec. Limits
Acenaphthene	5.00	4.99		ng/uL		100	70 - 130
Acenaphthylene	5.00	5.02		ng/uL		100	70 - 130
Anthracene	5.00	4.81		ng/uL		96	70 - 130
Benzo[a]anthracene	5.00	4.76		ng/uL		95	70 - 130
Benzo[b]fluoranthene	5.00	4.76		ng/uL		95	70 - 130
Benzo[k]fluoranthene	5.00	4.62		ng/uL		92	70 - 130
Benzo[g,h,i]perylene	5.00	5.34		ng/uL		107	70 - 130
Benzo[a]pyrene	5.00	4.85		ng/uL		97	70 - 130
Butyl benzyl phthalate	5.00	4.52		ng/uL		90	70 - 130
Chrysene	5.00	4.78		ng/uL		96	70 - 130
2-Chlorophenol	5.00	5.15		ng/uL		103	70 - 130
Dibenz(a,h)anthracene	5.00	5.40		ng/uL		108	70 - 130
2,4-Dichlorophenol	5.00	4.73		ng/uL		95	70 - 130
Diethyl phthalate	5.00	5.19		ng/uL		104	70 - 130
2,4-Dimethylphenol	5.00	5.16		ng/uL		103	70 - 130
Dimethyl phthalate	5.00	5.10		ng/uL		102	70 - 130
4,6-Dinitro-2-methylphenol	5.00	2.73	^	ng/uL		55	70 - 130
2,4-Dinitrophenol	10.0	4.92	^	ng/uL		49	70 - 130
2,4-Dinitrotoluene	5.00	5.06		ng/uL		101	70 - 130
Di-n-butyl phthalate	5.00	5.06		ng/uL		101	70 - 130

Method: 8270C/DoD - Semivolatile Organic Compounds (GC/MS) (Continued)

Lab Sample ID: MRL 240-33266/28 MRL
Matrix: Water
Analysis Batch: 33266

Client Sample ID: Lab Control Sample
Prep Type: Total/NA

Analyte	Spike Added	MRL Result	MRL Qualifier	Unit	D	%Rec	%Rec. Limits
Fluoranthene	5.00	5.04		ng/uL		101	70 - 130
3 & 4 Methylphenol	5.00	5.07		ng/uL		101	70 - 130
Fluorene	5.00	5.01		ng/uL		100	70 - 130
Bis(2-ethylhexyl) phthalate	5.00	4.58		ng/uL		92	70 - 130
Indeno[1,2,3-cd]pyrene	5.00	5.38		ng/uL		108	70 - 130
2-Methylphenol	5.00	5.21		ng/uL		104	70 - 130
Di-n-octyl phthalate	5.00	4.22		ng/uL		84	70 - 130
4-Chloro-3-methylphenol	5.00	5.14		ng/uL		103	70 - 130
Naphthalene	5.00	4.85		ng/uL		97	70 - 130
Nitrobenzene	5.00	5.61		ng/uL		112	70 - 130
2-Nitrophenol	5.00	4.54		ng/uL		91	70 - 130
4-Nitrophenol	5.00	5.27		ng/uL		105	70 - 130
Pentachlorophenol	10.0	8.67		ng/uL		87	70 - 130
Phenanthrene	5.00	4.86		ng/uL		97	70 - 130
Phenol	5.00	5.24		ng/uL		105	70 - 130
Pyrene	5.00	3.83		ng/uL		77	70 - 130
2,4,5-Trichlorophenol	5.00	5.00		ng/uL		100	70 - 130
2,4,6-Trichlorophenol	5.00	4.96		ng/uL		99	70 - 130
2,6-Dinitrotoluene	5.00	4.92		ng/uL		98	70 - 130

Surrogate	*MRL %Recovery*	*MRL Qualifier*	*Limits*
2-Fluorobiphenyl (Surr)	*100*		*70 - 130*
2-Fluorophenol (Surr)	*109*		*70 - 130*
2,4,6-Tribromophenol (Surr)	*100*		*70 - 130*
Nitrobenzene-d5 (Surr)	*110*		*70 - 130*
Phenol-d5 (Surr)	*109*		*70 - 130*
Terphenyl-d14 (Surr)	*77*		*70 - 130*

Lab Sample ID: MRL 240-33266/4 MRL
Matrix: Water
Analysis Batch: 33266

Client Sample ID: Lab Control Sample
Prep Type: Total/NA

Analyte	Spike Added	MRL Result	MRL Qualifier	Unit	D	%Rec	%Rec. Limits
Acenaphthene	5.00	4.89		ng/uL		98	70 - 130
Acenaphthylene	5.00	5.02		ng/uL		100	70 - 130
Anthracene	5.00	4.92		ng/uL		98	70 - 130
Benzo[a]anthracene	5.00	4.66		ng/uL		93	70 - 130
Benzo[b]fluoranthene	5.00	5.23		ng/uL		105	70 - 130
Benzo[k]fluoranthene	5.00	4.94		ng/uL		99	70 - 130
Benzo[g,h,i]perylene	5.00	5.14		ng/uL		103	70 - 130
Benzo[a]pyrene	5.00	5.06		ng/uL		101	70 - 130
Butyl benzyl phthalate	5.00	5.13		ng/uL		103	70 - 130
Chrysene	5.00	4.82		ng/uL		96	70 - 130
2-Chlorophenol	5.00	5.04		ng/uL		101	70 - 130
Dibenz(a,h)anthracene	5.00	4.97		ng/uL		99	70 - 130
2,4-Dichlorophenol	5.00	5.20		ng/uL		104	70 - 130
Diethyl phthalate	5.00	4.98		ng/uL		100	70 - 130
2,4-Dimethylphenol	5.00	5.25		ng/uL		105	70 - 130
Dimethyl phthalate	5.00	5.12		ng/uL		102	70 - 130

Method: 8270C/DoD - Semivolatile Organic Compounds (GC/MS) (Continued)

Lab Sample ID: MRL 240-33266/4 MRL
Matrix: Water
Analysis Batch: 33266

Client Sample ID: Lab Control Sample
Prep Type: Total/NA

Analyte	Spike Added	MRL Result	MRL Qualifier	Unit	D	%Rec	%Rec. Limits
4,6-Dinitro-2-methylphenol	5.00	4.46		ng/uL		89	70 - 130
2,4-Dinitrophenol	10.0	8.76		ng/uL		88	70 - 130
2,4-Dinitrotoluene	5.00	5.08		ng/uL		102	70 - 130
Di-n-butyl phthalate	5.00	5.20		ng/uL		104	70 - 130
Fluoranthene	5.00	5.00		ng/uL		100	70 - 130
3 & 4 Methylphenol	5.00	5.35		ng/uL		107	70 - 130
Fluorene	5.00	5.06		ng/uL		101	70 - 130
Bis(2-ethylhexyl) phthalate	5.00	5.09		ng/uL		102	70 - 130
Indeno[1,2,3-cd]pyrene	5.00	4.99		ng/uL		100	70 - 130
2-Methylphenol	5.00	5.35		ng/uL		107	70 - 130
Di-n-octyl phthalate	5.00	5.30		ng/uL		106	70 - 130
4-Chloro-3-methylphenol	5.00	5.43		ng/uL		109	70 - 130
Naphthalene	5.00	5.00		ng/uL		100	70 - 130
Nitrobenzene	5.00	5.42		ng/uL		108	70 - 130
2-Nitrophenol	5.00	5.12		ng/uL		102	70 - 130
4-Nitrophenol	5.00	6.15		ng/uL		123	70 - 130
Pentachlorophenol	10.0	9.21		ng/uL		92	70 - 130
Phenanthrene	5.00	5.00		ng/uL		100	70 - 130
Phenol	5.00	5.45		ng/uL		109	70 - 130
Pyrene	5.00	4.78		ng/uL		96	70 - 130
2,4,5-Trichlorophenol	5.00	4.78		ng/uL		96	70 - 130
2,4,6-Trichlorophenol	5.00	4.91		ng/uL		98	70 - 130
2,6-Dinitrotoluene	5.00	4.99		ng/uL		100	70 - 130

Surrogate	*MRL %Recovery*	*MRL Qualifier*	*Limits*
2-Fluorobiphenyl (Surr)	*96*		*70 - 130*
2-Fluorophenol (Surr)	*106*		*70 - 130*
2,4,6-Tribromophenol (Surr)	*96*		*70 - 130*
Nitrobenzene-d5 (Surr)	*105*		*70 - 130*
Phenol-d5 (Surr)	*109*		*70 - 130*
Terphenyl-d14 (Surr)	*93*		*70 - 130*

Lab Sample ID: MRL 240-34187/19 MRL
Matrix: Water
Analysis Batch: 34187

Client Sample ID: Lab Control Sample
Prep Type: Total/NA

Analyte	Spike Added	MRL Result	MRL Qualifier	Unit	D	%Rec	%Rec. Limits
Acenaphthene	5.00	4.83		ng/uL		97	70 - 130
Acenaphthylene	5.00	5.05		ng/uL		101	70 - 130
Anthracene	5.00	5.02		ng/uL		100	70 - 130
Benzo[a]anthracene	5.00	4.84		ng/uL		97	70 - 130
Benzo[b]fluoranthene	5.00	4.84		ng/uL		97	70 - 130
Benzo[k]fluoranthene	5.00	4.90		ng/uL		98	70 - 130
Benzo[g,h,i]perylene	5.00	5.17		ng/uL		103	70 - 130
Benzo[a]pyrene	5.00	4.93		ng/uL		99	70 - 130
Butyl benzyl phthalate	5.00	5.10		ng/uL		102	70 - 130
Chrysene	5.00	4.87		ng/uL		97	70 - 130
2-Chlorophenol	5.00	5.25		ng/uL		105	70 - 130
Dibenz(a,h)anthracene	5.00	5.31		ng/uL		106	70 - 130

Method: 8270C/DoD - Semivolatile Organic Compounds (GC/MS) (Continued)

Lab Sample ID: MRL 240-34187/19 MRL
Matrix: Water
Analysis Batch: 34187

Client Sample ID: Lab Control Sample
Prep Type: Total/NA

Analyte	Spike Added	MRL Result	MRL Qualifier	Unit	D	%Rec	%Rec. Limits
2,4-Dichlorophenol	5.00	5.17		ng/uL		103	70 - 130
Diethyl phthalate	5.00	4.44		ng/uL		89	70 - 130
2,4-Dimethylphenol	5.00	4.85		ng/uL		97	70 - 130
Dimethyl phthalate	5.00	4.99		ng/uL		100	70 - 130
4,6-Dinitro-2-methylphenol	5.00	4.50		ng/uL		90	70 - 130
2,4-Dinitrophenol	10.0	8.27		ng/uL		83	70 - 130
2,4-Dinitrotoluene	5.00	4.88		ng/uL		98	70 - 130
Di-n-butyl phthalate	5.00	5.20		ng/uL		104	70 - 130
Fluoranthene	5.00	5.01		ng/uL		100	70 - 130
3 & 4 Methylphenol	5.00	5.33		ng/uL		107	70 - 130
Fluorene	5.00	4.90		ng/uL		98	70 - 130
Bis(2-ethylhexyl) phthalate	5.00	5.04		ng/uL		101	70 - 130
Indeno[1,2,3-cd]pyrene	5.00	5.14		ng/uL		103	70 - 130
2-Methylphenol	5.00	5.27		ng/uL		105	70 - 130
Di-n-octyl phthalate	5.00	5.30		ng/uL		106	70 - 130
4-Chloro-3-methylphenol	5.00	5.12		ng/uL		102	70 - 130
Naphthalene	5.00	5.14		ng/uL		103	70 - 130
Nitrobenzene	5.00	4.80		ng/uL		96	70 - 130
2-Nitrophenol	5.00	5.35		ng/uL		107	70 - 130
4-Nitrophenol	5.00	5.08		ng/uL		102	70 - 130
Pentachlorophenol	10.0	9.82		ng/uL		98	70 - 130
Phenanthrene	5.00	4.93		ng/uL		99	70 - 130
Phenol	5.00	4.98		ng/uL		100	70 - 130
Pyrene	5.00	5.17		ng/uL		103	70 - 130
2,4,5-Trichlorophenol	5.00	4.82		ng/uL		96	70 - 130
2,4,6-Trichlorophenol	5.00	4.95		ng/uL		99	70 - 130
2,6-Dinitrotoluene	5.00	5.09		ng/uL		102	70 - 130

Surrogate	*MRL %Recovery*	*MRL Qualifier*	*Limits*
2-Fluorobiphenyl (Surr)	*95*		*70 - 130*
2-Fluorophenol (Surr)	*106*		*70 - 130*
2,4,6-Tribromophenol (Surr)	*101*		*70 - 130*
Nitrobenzene-d5 (Surr)	*96*		*70 - 130*
Phenol-d5 (Surr)	*103*		*70 - 130*
Terphenyl-d14 (Surr)	*96*		*70 - 130*

Lab Sample ID: MRL 240-34187/4 MRL
Matrix: Water
Analysis Batch: 34187

Client Sample ID: Lab Control Sample
Prep Type: Total/NA

Analyte	Spike Added	MRL Result	MRL Qualifier	Unit	D	%Rec	%Rec. Limits
Acenaphthene	5.00	4.69		ng/uL		94	70 - 130
Acenaphthylene	5.00	4.99		ng/uL		100	70 - 130
Anthracene	5.00	4.91		ng/uL		98	70 - 130
Benzo[a]anthracene	5.00	4.64		ng/uL		93	70 - 130
Benzo[b]fluoranthene	5.00	4.59		ng/uL		92	70 - 130
Benzo[k]fluoranthene	5.00	5.18		ng/uL		104	70 - 130
Benzo[g,h,i]perylene	5.00	5.16		ng/uL		103	70 - 130
Benzo[a]pyrene	5.00	5.01		ng/uL		100	70 - 130

Method: 8270C/DoD - Semivolatile Organic Compounds (GC/MS) (Continued)

Lab Sample ID: MRL 240-34187/4 MRL
Matrix: Water
Analysis Batch: 34187

Client Sample ID: Lab Control Sample
Prep Type: Total/NA

Analyte	Spike Added	MRL Result	MRL Qualifier	Unit	D	%Rec	%Rec. Limits
Butyl benzyl phthalate	5.00	4.90		ng/uL		98	70 - 130
Chrysene	5.00	4.60		ng/uL		92	70 - 130
2-Chlorophenol	5.00	5.11		ng/uL		102	70 - 130
Dibenz(a,h)anthracene	5.00	5.27		ng/uL		105	70 - 130
2,4-Dichlorophenol	5.00	5.33		ng/uL		107	70 - 130
Diethyl phthalate	5.00	4.43		ng/uL		89	70 - 130
2,4-Dimethylphenol	5.00	4.89		ng/uL		98	70 - 130
Dimethyl phthalate	5.00	4.86		ng/uL		97	70 - 130
4,6-Dinitro-2-methylphenol	5.00	5.05		ng/uL		101	70 - 130
2,4-Dinitrophenol	10.0	9.71		ng/uL		97	70 - 130
2,4-Dinitrotoluene	5.00	4.87		ng/uL		97	70 - 130
Di-n-butyl phthalate	5.00	5.08		ng/uL		102	70 - 130
Fluoranthene	5.00	4.96		ng/uL		99	70 - 130
3 & 4 Methylphenol	5.00	5.57		ng/uL		111	70 - 130
Fluorene	5.00	4.86		ng/uL		97	70 - 130
Bis(2-ethylhexyl) phthalate	5.00	4.90		ng/uL		98	70 - 130
Indeno[1,2,3-cd]pyrene	5.00	5.09		ng/uL		102	70 - 130
2-Methylphenol	5.00	5.50		ng/uL		110	70 - 130
Di-n-octyl phthalate	5.00	5.15		ng/uL		103	70 - 130
4-Chloro-3-methylphenol	5.00	5.11		ng/uL		102	70 - 130
Naphthalene	5.00	5.05		ng/uL		101	70 - 130
Nitrobenzene	5.00	4.79		ng/uL		96	70 - 130
2-Nitrophenol	5.00	5.33		ng/uL		107	70 - 130
4-Nitrophenol	5.00	5.56		ng/uL		111	70 - 130
Pentachlorophenol	10.0	10.1		ng/uL		101	70 - 130
Phenanthrene	5.00	4.90		ng/uL		98	70 - 130
Phenol	5.00	5.28		ng/uL		106	70 - 130
Pyrene	5.00	4.96		ng/uL		99	70 - 130
2,4,5-Trichlorophenol	5.00	4.87		ng/uL		97	70 - 130
2,4,6-Trichlorophenol	5.00	4.91		ng/uL		98	70 - 130
2,6-Dinitrotoluene	5.00	5.02		ng/uL		100	70 - 130

Surrogate	*MRL %Recovery*	*MRL Qualifier*	*Limits*
2-Fluorobiphenyl (Surr)	*95*		*70 - 130*
2-Fluorophenol (Surr)	*105*		*70 - 130*
2,4,6-Tribromophenol (Surr)	*101*		*70 - 130*
Nitrobenzene-d5 (Surr)	*94*		*70 - 130*
Phenol-d5 (Surr)	*104*		*70 - 130*
Terphenyl-d14 (Surr)	*94*		*70 - 130*

Method: 8081/DOD - Organochlorine Pesticides (GC)

Lab Sample ID: MB 240-32545/1-A
Matrix: Water
Analysis Batch: 32700

Client Sample ID: Method Blank
Prep Type: Total/NA
Prep Batch: 32545

Analyte	MB Result	MB Qualifier	LOQ	DL	Unit	D	Prepared	Analyzed	Dil Fac
4,4'-DDD	0.010	U	0.050	0.0096	ug/L		02/03/12 08:05	02/05/12 00:56	1
4,4'-DDE	0.010	U	0.050	0.0097	ug/L		02/03/12 08:05	02/05/12 00:56	1

Method: 8081/DOD - Organochlorine Pesticides (GC) (Continued)

Lab Sample ID: MB 240-32545/1-A
Matrix: Water
Analysis Batch: 32700

Client Sample ID: Method Blank
Prep Type: Total/NA
Prep Batch: 32545

Analyte	MB Result	MB Qualifier	LOQ	DL	Unit	D	Prepared	Analyzed	Dil Fac
4,4'-DDT	0.030	U	0.050	0.016	ug/L		02/03/12 08:05	02/05/12 00:56	1
Aldrin	0.010	U	0.030	0.0082	ug/L		02/03/12 08:05	02/05/12 00:56	1
alpha-BHC	0.010	U	0.030	0.0070	ug/L		02/03/12 08:05	02/05/12 00:56	1
alpha-Chlordane	0.014	U	0.050	0.014	ug/L		02/03/12 08:05	02/05/12 00:56	1
beta-BHC	0.010	U	0.050	0.0084	ug/L		02/03/12 08:05	02/05/12 00:56	1
delta-BHC	0.010	U	0.050	0.0087	ug/L		02/03/12 08:05	02/05/12 00:56	1
Dieldrin	0.010	U	0.030	0.0075	ug/L		02/03/12 08:05	02/05/12 00:56	1
Endosulfan I	0.013	U	0.050	0.013	ug/L		02/03/12 08:05	02/05/12 00:56	1
Endosulfan II	0.012	U	0.050	0.012	ug/L		02/03/12 08:05	02/05/12 00:56	1
Endosulfan sulfate	0.011	U	0.050	0.011	ug/L		02/03/12 08:05	02/05/12 00:56	1
Endrin	0.011	U	0.050	0.011	ug/L		02/03/12 08:05	02/05/12 00:56	1
Endrin aldehyde	0.011	U	0.050	0.011	ug/L		02/03/12 08:05	02/05/12 00:56	1
Endrin ketone	0.010	U	0.050	0.0078	ug/L		02/03/12 08:05	02/05/12 00:56	1
gamma-BHC (Lindane)	0.010	U	0.050	0.0064	ug/L		02/03/12 08:05	02/05/12 00:56	1
gamma-Chlordane	0.012	U	0.050	0.012	ug/L		02/03/12 08:05	02/05/12 00:56	1
Heptachlor	0.010	U	0.030	0.0080	ug/L		02/03/12 08:05	02/05/12 00:56	1
Heptachlor epoxide	0.010	U	0.030	0.0071	ug/L		02/03/12 08:05	02/05/12 00:56	1
Methoxychlor	0.032	U	0.10	0.032	ug/L		02/03/12 08:05	02/05/12 00:56	1
Toxaphene	0.50	U	2.0	0.32	ug/L		02/03/12 08:05	02/05/12 00:56	1

Surrogate	*MB %Recovery*	*MB Qualifier*	*Limits*	*Prepared*	*Analyzed*	*Dil Fac*
DCB Decachlorobiphenyl	*86*		*30 - 135*	*02/03/12 08:05*	*02/05/12 00:56*	*1*
DCB Decachlorobiphenyl	*86*		*30 - 135*	*02/03/12 08:05*	*02/05/12 00:56*	*1*
Tetrachloro-m-xylene	*79*		*25 - 140*	*02/03/12 08:05*	*02/05/12 00:56*	*1*
Tetrachloro-m-xylene	*80*		*25 - 140*	*02/03/12 08:05*	*02/05/12 00:56*	*1*

Lab Sample ID: LCS 240-32545/2-A
Matrix: Water
Analysis Batch: 32700

Client Sample ID: Lab Control Sample
Prep Type: Total/NA
Prep Batch: 32545

Analyte	Spike Added	LCS Result	LCS Qualifier	Unit	D	%Rec	%Rec. Limits
4,4'-DDD	1.00	1.12		ug/L		112	25 - 150
4,4'-DDE	1.00	0.965		ug/L		97	35 - 140
4,4'-DDT	1.00	1.03		ug/L		103	45 - 140
Aldrin	1.00	0.902		ug/L		90	25 - 140
alpha-BHC	1.00	0.954		ug/L		95	60 - 130
alpha-Chlordane	1.00	0.955		ug/L		96	65 - 125
beta-BHC	1.00	0.923		ug/L		92	65 - 125
delta-BHC	1.00	1.10		ug/L		110	45 - 135
Dieldrin	1.00	0.920		ug/L		92	60 - 130
Endosulfan I	1.00	0.745		ug/L		75	50 - 110
Endosulfan II	1.00	0.771		ug/L		77	30 - 130
Endosulfan sulfate	1.00	0.981		ug/L		98	55 - 135
Endrin	1.00	1.01		ug/L		101	55 - 135
Endrin aldehyde	1.00	0.966		ug/L		97	55 - 135
Endrin ketone	1.00	0.905		ug/L		91	75 - 125
gamma-BHC (Lindane)	1.00	0.927		ug/L		93	25 - 135
gamma-Chlordane	1.00	0.942		ug/L		94	60 - 125
Heptachlor	1.00	0.862		ug/L		86	40 - 130

Method: 8081/DOD - Organochlorine Pesticides (GC) (Continued)

Lab Sample ID: LCS 240-32545/2-A
Matrix: Water
Analysis Batch: 32700

Client Sample ID: Lab Control Sample
Prep Type: Total/NA
Prep Batch: 32545

Analyte	Spike Added	LCS Result	LCS Qualifier	Unit	D	%Rec	%Rec. Limits
Heptachlor epoxide	1.00	0.935		ug/L		94	60 - 130
Methoxychlor	1.00	0.975		ug/L		98	55 - 150

Surrogate	*LCS %Recovery*	*LCS Qualifier*	*Limits*
DCB Decachlorobiphenyl	*30*		*30 - 135*
DCB Decachlorobiphenyl	*30*		*30 - 135*
Tetrachloro-m-xylene	*86*		*25 - 140*
Tetrachloro-m-xylene	*81*		*25 - 140*

Lab Sample ID: 240-8137-18 MS
Matrix: Water
Analysis Batch: 32700

Client Sample ID: FWGSCFMW-002-1885-GW
Prep Type: Total/NA
Prep Batch: 32545

Analyte	Sample Result	Sample Qualifier	Spike Added	MS Result	MS Qualifier	Unit	D	%Rec	%Rec. Limits
4,4'-DDD	0.011	U	1.03	1.36		ug/L		132	25 - 150
4,4'-DDE	0.011	U	1.03	1.14		ug/L		110	35 - 140
4,4'-DDT	0.032	U	1.03	1.24		ug/L		120	45 - 140
Aldrin	0.011	U	1.03	1.00		ug/L		97	25 - 140
alpha-BHC	0.011	U	1.03	1.07		ug/L		103	60 - 130
alpha-Chlordane	0.015	U	1.03	1.06		ug/L		103	65 - 125
beta-BHC	0.011	U	1.03	1.05		ug/L		102	65 - 125
delta-BHC	0.011	U	1.03	1.26		ug/L		123	45 - 135
Dieldrin	0.011	U	1.03	0.976		ug/L		95	60 - 130
Endosulfan I	0.014	U	1.03	0.835		ug/L		81	50 - 110
Endosulfan II	0.013	U	1.03	0.816		ug/L		79	30 - 130
Endosulfan sulfate	0.012	U	1.03	1.14		ug/L		110	55 - 135
Endrin	0.012	U	1.03	1.17		ug/L		114	55 - 135
Endrin aldehyde	0.012	U	1.03	1.09		ug/L		106	55 - 135
Endrin ketone	0.011	U	1.03	1.05		ug/L		101	75 - 125
gamma-BHC (Lindane)	0.011	U	1.03	1.03		ug/L		100	25 - 135
gamma-Chlordane	0.013	U	1.03	1.06		ug/L		102	60 - 125
Heptachlor	0.011	U	1.03	0.975		ug/L		95	40 - 130
Heptachlor epoxide	0.011	U	1.03	1.06		ug/L		103	60 - 130
Methoxychlor	0.034	U	1.03	1.31		ug/L		127	55 - 150

Surrogate	*MS %Recovery*	*MS Qualifier*	*Limits*
DCB Decachlorobiphenyl	*85*		*30 - 135*
DCB Decachlorobiphenyl	*81*		*30 - 135*
Tetrachloro-m-xylene	*103*		*25 - 140*
Tetrachloro-m-xylene	*81*		*25 - 140*

Lab Sample ID: 240-8137-18 MSD
Matrix: Water
Analysis Batch: 32700

Client Sample ID: FWGSCFMW-002-1885-GW
Prep Type: Total/NA
Prep Batch: 32545

Analyte	Sample Result	Sample Qualifier	Spike Added	MSD Result	MSD Qualifier	Unit	D	%Rec	%Rec. Limits	RPD	RPD Limit
4,4'-DDD	0.011	U	1.00	1.31		ug/L		131	25 - 150	4	30
4,4'-DDE	0.011	U	1.00	1.10		ug/L		110	35 - 140	4	30
4,4'-DDT	0.032	U	1.00	1.17		ug/L		117	45 - 140	6	30

Method: 8081/DOD - Organochlorine Pesticides (GC) (Continued)

Lab Sample ID: 240-8137-18 MSD
Matrix: Water
Analysis Batch: 32700

Client Sample ID: FWGSCFMW-002-1885-GW
Prep Type: Total/NA
Prep Batch: 32545

Analyte	Sample Result	Sample Qualifier	Spike Added	MSD Result	MSD Qualifier	Unit	D	%Rec	%Rec. Limits	RPD	RPD Limit
Aldrin	0.011	U	1.00	0.979		ug/L		98	25 - 140	2	30
alpha-BHC	0.011	U	1.00	1.08		ug/L		108	60 - 130	2	30
alpha-Chlordane	0.015	U	1.00	1.04		ug/L		104	65 - 125	2	30
beta-BHC	0.011	U	1.00	1.15		ug/L		115	65 - 125	9	30
delta-BHC	0.011	U	1.00	1.27		ug/L		127	45 - 135	0	30
Dieldrin	0.011	U	1.00	0.977		ug/L		98	60 - 130	0	30
Endosulfan I	0.014	U	1.00	0.819		ug/L		82	50 - 110	2	30
Endosulfan II	0.013	U	1.00	0.778		ug/L		78	30 - 130	5	30
Endosulfan sulfate	0.012	U	1.00	1.09		ug/L		109	55 - 135	4	30
Endrin	0.012	U	1.00	1.12		ug/L		112	55 - 135	5	30
Endrin aldehyde	0.012	U	1.00	1.03		ug/L		103	55 - 135	6	30
Endrin ketone	0.011	U	1.00	0.988		ug/L		99	75 - 125	6	30
gamma-BHC (Lindane)	0.011	U	1.00	1.06		ug/L		106	25 - 135	2	30
gamma-Chlordane	0.013	U	1.00	1.03		ug/L		103	60 - 125	3	30
Heptachlor	0.011	U	1.00	0.937		ug/L		94	40 - 130	4	30
Heptachlor epoxide	0.011	U	1.00	1.09		ug/L		109	60 - 130	2	30
Methoxychlor	0.034	U	1.00	1.20		ug/L		120	55 - 150	9	30

Surrogate	*MSD %Recovery*	*MSD Qualifier*	*Limits*
DCB Decachlorobiphenyl	*85*		*30 - 135*
DCB Decachlorobiphenyl	*79*		*30 - 135*
Tetrachloro-m-xylene	*111*		*25 - 140*
Tetrachloro-m-xylene	*98*		*25 - 140*

Lab Sample ID: MRL 240-32700/24 MRL
Matrix: Water
Analysis Batch: 32700

Client Sample ID: Lab Control Sample
Prep Type: Total/NA

Analyte	Spike Added	MRL Result	MRL Qualifier	Unit	D	%Rec	%Rec. Limits
4,4'-DDD	0.00500	0.00542		ng/uL		108	70 - 130
4,4'-DDD	0.00500	0.00850	^	ng/uL		170	70 - 130
4,4'-DDE	0.00500	0.00423	J M	ng/uL		85	70 - 130
4,4'-DDE	0.00500	0.00520		ng/uL		104	70 - 130
4,4'-DDT	0.00500	0.00602		ng/uL		120	70 - 130
4,4'-DDT	0.00500	0.00573		ng/uL		115	70 - 130
Aldrin	0.00500	0.00527		ng/uL		105	70 - 130
Aldrin	0.00500	0.00512		ng/uL		102	70 - 130
alpha-BHC	0.00500	0.00515		ng/uL		103	70 - 130
alpha-BHC	0.00500	0.00478	J	ng/uL		96	70 - 130
alpha-Chlordane	0.00500	0.00553		ng/uL		111	70 - 130
alpha-Chlordane	0.00500	0.00560		ng/uL		112	70 - 130
beta-BHC	0.00500	0.00555		ng/uL		111	70 - 130
beta-BHC	0.00500	0.00576		ng/uL		115	70 - 130
delta-BHC	0.00500	0.00483	J	ng/uL		97	70 - 130
delta-BHC	0.00500	0.00490	J	ng/uL		98	70 - 130
Dieldrin	0.00500	0.00574		ng/uL		115	70 - 130
Dieldrin	0.00500	0.00561		ng/uL		112	70 - 130
Endosulfan I	0.00500	0.00580	M	ng/uL		116	70 - 130
Endosulfan I	0.00500	0.00601		ng/uL		120	70 - 130

Method: 8081/DOD - Organochlorine Pesticides (GC) (Continued)

Lab Sample ID: MRL 240-32700/24 MRL
Matrix: Water
Analysis Batch: 32700

Client Sample ID: Lab Control Sample
Prep Type: Total/NA

Analyte	Spike Added	MRL Result	MRL Qualifier	Unit	D	%Rec	%Rec. Limits
Endosulfan II	0.00500	0.00569		ng/uL		114	70 - 130
Endosulfan II	0.00500	0.00613		ng/uL		123	70 - 130
Endosulfan sulfate	0.00500	0.00611		ng/uL		122	70 - 130
Endosulfan sulfate	0.00500	0.00607		ng/uL		121	70 - 130
Endrin	0.00500	0.00588		ng/uL		118	70 - 130
Endrin	0.00500	0.00592		ng/uL		118	70 - 130
Endrin aldehyde	0.00500	0.00654	^	ng/uL		131	70 - 130
Endrin aldehyde	0.00500	0.00652		ng/uL		130	70 - 130
Endrin ketone	0.00500	0.00621		ng/uL		124	70 - 130
Endrin ketone	0.00500	0.00600		ng/uL		120	70 - 130
gamma-BHC (Lindane)	0.00500	0.00567		ng/uL		113	70 - 130
gamma-BHC (Lindane)	0.00500	0.00528		ng/uL		106	70 - 130
gamma-Chlordane	0.00500	0.00581		ng/uL		116	70 - 130
gamma-Chlordane	0.00500	0.00548		ng/uL		110	70 - 130
Heptachlor	0.00500	0.00637		ng/uL		127	70 - 130
Heptachlor	0.00500	0.00601		ng/uL		120	70 - 130
Heptachlor epoxide	0.00500	0.00546		ng/uL		109	70 - 130
Heptachlor epoxide	0.00500	0.00569		ng/uL		114	70 - 130
Methoxychlor	0.00500	0.00618	J	ng/uL		124	70 - 130
Methoxychlor	0.00500	0.00589	J	ng/uL		118	70 - 130

Surrogate	*MRL %Recovery*	*MRL Qualifier*	*Limits*
DCB Decachlorobiphenyl	*0*	*Q ^*	*70 - 130*
DCB Decachlorobiphenyl	*0*	*Q ^*	*70 - 130*
Tetrachloro-m-xylene	*0*	*Q ^*	*70 - 130*
Tetrachloro-m-xylene	*0*	*Q ^*	*70 - 130*

Lab Sample ID: MRL 240-32700/54 MRL
Matrix: Water
Analysis Batch: 32700

Client Sample ID: Lab Control Sample
Prep Type: Total/NA

Analyte	Spike Added	MRL Result	MRL Qualifier	Unit	D	%Rec	%Rec. Limits
4,4'-DDD	0.00500	0.00658	^	ng/uL		132	70 - 130
4,4'-DDD	0.00500	0.0102	^	ng/uL		204	70 - 130
4,4'-DDE	0.00500	0.00569		ng/uL		114	70 - 130
4,4'-DDE	0.00500	0.00580		ng/uL		116	70 - 130
4,4'-DDT	0.00500	0.00567		ng/uL		113	70 - 130
4,4'-DDT	0.00500	0.00557		ng/uL		111	70 - 130
Aldrin	0.00500	0.00525		ng/uL		105	70 - 130
Aldrin	0.00500	0.00519		ng/uL		104	70 - 130
alpha-BHC	0.00500	0.00520		ng/uL		104	70 - 130
alpha-BHC	0.00500	0.00497	J	ng/uL		99	70 - 130
alpha-Chlordane	0.00500	0.00542		ng/uL		108	70 - 130
alpha-Chlordane	0.00500	0.00549		ng/uL		110	70 - 130
beta-BHC	0.00500	0.00580		ng/uL		116	70 - 130
beta-BHC	0.00500	0.00602		ng/uL		120	70 - 130
delta-BHC	0.00500	0.00521		ng/uL		104	70 - 130
delta-BHC	0.00500	0.00533		ng/uL		107	70 - 130
Dieldrin	0.00500	0.00554		ng/uL		111	70 - 130

Method: 8081/DOD - Organochlorine Pesticides (GC) (Continued)

Lab Sample ID: MRL 240-32700/54 MRL
Matrix: Water
Analysis Batch: 32700

Client Sample ID: Lab Control Sample
Prep Type: Total/NA

Analyte	Spike Added	MRL Result	MRL Qualifier	Unit	D	%Rec	%Rec. Limits
Dieldrin	0.00500	0.00529		ng/uL		106	70 - 130
Endosulfan I	0.00500	0.00546		ng/uL		109	70 - 130
Endosulfan I	0.00500	0.00556		ng/uL		111	70 - 130
Endosulfan II	0.00500	0.00472	J	ng/uL		94	70 - 130
Endosulfan II	0.00500	0.00482	J	ng/uL		96	70 - 130
Endosulfan sulfate	0.00500	0.00600		ng/uL		120	70 - 130
Endosulfan sulfate	0.00500	0.00581		ng/uL		116	70 - 130
Endrin	0.00500	0.00630		ng/uL		126	70 - 130
Endrin	0.00500	0.00577		ng/uL		115	70 - 130
Endrin aldehyde	0.00500	0.00619		ng/uL		124	70 - 130
Endrin aldehyde	0.00500	0.00581		ng/uL		116	70 - 130
Endrin ketone	0.00500	0.00560		ng/uL		112	70 - 130
Endrin ketone	0.00500	0.00562		ng/uL		112	70 - 130
gamma-BHC (Lindane)	0.00500	0.00557		ng/uL		111	70 - 130
gamma-BHC (Lindane)	0.00500	0.00529		ng/uL		106	70 - 130
gamma-Chlordane	0.00500	0.00558		ng/uL		112	70 - 130
gamma-Chlordane	0.00500	0.00536		ng/uL		107	70 - 130
Heptachlor	0.00500	0.00582		ng/uL		116	70 - 130
Heptachlor	0.00500	0.00558		ng/uL		112	70 - 130
Heptachlor epoxide	0.00500	0.00525		ng/uL		105	70 - 130
Heptachlor epoxide	0.00500	0.00562		ng/uL		112	70 - 130
Methoxychlor	0.00500	0.00706	J ^	ng/uL		141	70 - 130
Methoxychlor	0.00500	0.00611	J	ng/uL		122	70 - 130

Surrogate	*MRL %Recovery*	*MRL Qualifier*	*Limits*
DCB Decachlorobiphenyl	*0*	*Q ^*	*70 - 130*
DCB Decachlorobiphenyl	*0*	*Q ^*	*70 - 130*
Tetrachloro-m-xylene	*0*	*Q ^*	*70 - 130*
Tetrachloro-m-xylene	*0*	*Q ^*	*70 - 130*

Lab Sample ID: MRL 240-34234/11 MRL
Matrix: Water
Analysis Batch: 34234

Client Sample ID: Lab Control Sample
Prep Type: Total/NA

Analyte	Spike Added	MRL Result	MRL Qualifier	Unit	D	%Rec	%Rec. Limits
4,4'-DDD	0.00500	0.00550		ng/uL		110	70 - 130
4,4'-DDD	0.00500	0.00519		ng/uL		104	70 - 130
4,4'-DDE	0.00500	0.00530		ng/uL		106	70 - 130
4,4'-DDE	0.00500	0.00524		ng/uL		105	70 - 130
4,4'-DDT	0.00500	0.00531		ng/uL		106	70 - 130
4,4'-DDT	0.00500	0.00651		ng/uL		130	70 - 130
Aldrin	0.00500	0.00540		ng/uL		108	70 - 130
Aldrin	0.00500	0.00528		ng/uL		106	70 - 130
alpha-BHC	0.00500	0.00528		ng/uL		106	70 - 130
alpha-BHC	0.00500	0.00592		ng/uL		118	70 - 130
alpha-Chlordane	0.00500	0.00559		ng/uL		112	70 - 130
alpha-Chlordane	0.00500	0.00551		ng/uL		110	70 - 130
beta-BHC	0.00500	0.00601		ng/uL		120	70 - 130
beta-BHC	0.00500	0.00603		ng/uL		121	70 - 130

Method: 8081/DOD - Organochlorine Pesticides (GC) (Continued)

Lab Sample ID: MRL 240-34234/11 MRL
Matrix: Water
Analysis Batch: 34234

Client Sample ID: Lab Control Sample
Prep Type: Total/NA

Analyte	Spike Added	MRL Result	MRL Qualifier	Unit	D	%Rec	%Rec. Limits
delta-BHC	0.00500	0.00517		ng/uL		103	70 - 130
delta-BHC	0.00500	0.00514		ng/uL		103	70 - 130
Dieldrin	0.00500	0.00562		ng/uL		112	70 - 130
Dieldrin	0.00500	0.00542		ng/uL		108	70 - 130
Endosulfan I	0.00500	0.00595		ng/uL		119	70 - 130
Endosulfan I	0.00500	0.00581		ng/uL		116	70 - 130
Endosulfan II	0.00500	0.00589		ng/uL		118	70 - 130
Endosulfan II	0.00500	0.00589		ng/uL		118	70 - 130
Endosulfan sulfate	0.00500	0.00601		ng/uL		120	70 - 130
Endosulfan sulfate	0.00500	0.00595		ng/uL		119	70 - 130
Endrin	0.00500	0.00570		ng/uL		114	70 - 130
Endrin	0.00500	0.00561		ng/uL		112	70 - 130
Endrin aldehyde	0.00500	0.00593		ng/uL		119	70 - 130
Endrin aldehyde	0.00500	0.00614		ng/uL		123	70 - 130
Endrin ketone	0.00500	0.00601		ng/uL		120	70 - 130
Endrin ketone	0.00500	0.00576		ng/uL		115	70 - 130
gamma-BHC (Lindane)	0.00500	0.00566		ng/uL		113	70 - 130
gamma-BHC (Lindane)	0.00500	0.00543		ng/uL		109	70 - 130
gamma-Chlordane	0.00500	0.00553		ng/uL		111	70 - 130
gamma-Chlordane	0.00500	0.00543		ng/uL		109	70 - 130
Heptachlor	0.00500	0.00590		ng/uL		118	70 - 130
Heptachlor	0.00500	0.00597		ng/uL		119	70 - 130
Heptachlor epoxide	0.00500	0.00579		ng/uL		116	70 - 130
Heptachlor epoxide	0.00500	0.00569		ng/uL		114	70 - 130
Methoxychlor	0.00500	0.00592	J	ng/uL		118	70 - 130
Methoxychlor	0.00500	0.00615	J	ng/uL		123	70 - 130

Surrogate	*MRL %Recovery*	*MRL Qualifier*	*Limits*
DCB Decachlorobiphenyl	*0*	*Q ^*	*70 - 130*
DCB Decachlorobiphenyl	*0*	*Q ^*	*70 - 130*
Tetrachloro-m-xylene	*0*	*Q ^*	*70 - 130*
Tetrachloro-m-xylene	*0*	*Q ^*	*70 - 130*

Lab Sample ID: MRL 240-34234/19 MRL
Matrix: Water
Analysis Batch: 34234

Client Sample ID: Lab Control Sample
Prep Type: Total/NA

Analyte	Spike Added	MRL Result	MRL Qualifier	Unit	D	%Rec	%Rec. Limits
4,4'-DDD	0.00500	0.00589		ng/uL		118	70 - 130
4,4'-DDD	0.00500	0.00547		ng/uL		109	70 - 130
4,4'-DDE	0.00500	0.00532		ng/uL		106	70 - 130
4,4'-DDE	0.00500	0.00540		ng/uL		108	70 - 130
4,4'-DDT	0.00500	0.00533		ng/uL		107	70 - 130
4,4'-DDT	0.00500	0.00674	^	ng/uL		135	70 - 130
Aldrin	0.00500	0.00538		ng/uL		108	70 - 130
Aldrin	0.00500	0.00517		ng/uL		103	70 - 130
alpha-BHC	0.00500	0.00518		ng/uL		104	70 - 130
alpha-BHC	0.00500	0.00587		ng/uL		117	70 - 130
alpha-Chlordane	0.00500	0.00554		ng/uL		111	70 - 130

Method: 8081/DOD - Organochlorine Pesticides (GC) (Continued)

Lab Sample ID: MRL 240-34234/19 MRL
Matrix: Water
Analysis Batch: 34234

Client Sample ID: Lab Control Sample
Prep Type: Total/NA

Analyte	Spike Added	MRL Result	MRL Qualifier	Unit	D	%Rec	%Rec. Limits
alpha-Chlordane	0.00500	0.00561		ng/uL		112	70 - 130
beta-BHC	0.00500	0.00585		ng/uL		117	70 - 130
beta-BHC	0.00500	0.00607		ng/uL		121	70 - 130
delta-BHC	0.00500	0.00547		ng/uL		109	70 - 130
delta-BHC	0.00500	0.00548		ng/uL		110	70 - 130
Dieldrin	0.00500	0.00571		ng/uL		114	70 - 130
Dieldrin	0.00500	0.00565		ng/uL		113	70 - 130
Endosulfan I	0.00500	0.00609		ng/uL		122	70 - 130
Endosulfan I	0.00500	0.00609		ng/uL		122	70 - 130
Endosulfan II	0.00500	0.00616		ng/uL		123	70 - 130
Endosulfan II	0.00500	0.00597		ng/uL		119	70 - 130
Endosulfan sulfate	0.00500	0.00612		ng/uL		122	70 - 130
Endosulfan sulfate	0.00500	0.00619		ng/uL		124	70 - 130
Endrin	0.00500	0.00584		ng/uL		117	70 - 130
Endrin	0.00500	0.00581		ng/uL		116	70 - 130
Endrin aldehyde	0.00500	0.00730	^	ng/uL		146	70 - 130
Endrin aldehyde	0.00500	0.00636		ng/uL		127	70 - 130
Endrin ketone	0.00500	0.00738	^	ng/uL		148	70 - 130
Endrin ketone	0.00500	0.00619		ng/uL		124	70 - 130
gamma-BHC (Lindane)	0.00500	0.00548		ng/uL		110	70 - 130
gamma-BHC (Lindane)	0.00500	0.00538		ng/uL		108	70 - 130
gamma-Chlordane	0.00500	0.00555		ng/uL		111	70 - 130
gamma-Chlordane	0.00500	0.00553		ng/uL		111	70 - 130
Heptachlor	0.00500	0.00592		ng/uL		118	70 - 130
Heptachlor	0.00500	0.00602		ng/uL		120	70 - 130
Heptachlor epoxide	0.00500	0.00586		ng/uL		117	70 - 130
Heptachlor epoxide	0.00500	0.00573		ng/uL		115	70 - 130
Methoxychlor	0.00500	0.00602	J	ng/uL		120	70 - 130
Methoxychlor	0.00500	0.00587	J	ng/uL		117	70 - 130

Surrogate	*MRL %Recovery*	*MRL Qualifier*	*Limits*
DCB Decachlorobiphenyl	*0*	*Q ^*	*70 - 130*
DCB Decachlorobiphenyl	*0*	*Q ^*	*70 - 130*
Tetrachloro-m-xylene	*0*	*Q ^*	*70 - 130*
Tetrachloro-m-xylene	*0*	*Q ^*	*70 - 130*

Method: 8082/DOD - Polychlorinated Biphenyls (PCBs) by Gas Chromatography

Lab Sample ID: MB 240-32546/1-A
Matrix: Water
Analysis Batch: 32707

Client Sample ID: Method Blank
Prep Type: Total/NA
Prep Batch: 32546

Analyte	MB Result	MB Qualifier	LOQ	DL	Unit	D	Prepared	Analyzed	Dil Fac
Aroclor-1016	0.20	U	0.50	0.17	ug/L		02/03/12 08:09	02/04/12 18:30	1
Aroclor-1221	0.20	U	0.50	0.13	ug/L		02/03/12 08:09	02/04/12 18:30	1
Aroclor-1232	0.20	U	0.50	0.16	ug/L		02/03/12 08:09	02/04/12 18:30	1
Aroclor-1242	0.40	U	0.50	0.22	ug/L		02/03/12 08:09	02/04/12 18:30	1
Aroclor-1248	0.20	U	0.50	0.10	ug/L		02/03/12 08:09	02/04/12 18:30	1
Aroclor-1254	0.20	U	0.50	0.16	ug/L		02/03/12 08:09	02/04/12 18:30	1

Method: 8082/DOD - Polychlorinated Biphenyls (PCBs) by Gas Chromatography (Continued)

Lab Sample ID: MB 240-32546/1-A
Matrix: Water
Analysis Batch: 32707

Client Sample ID: Method Blank
Prep Type: Total/NA
Prep Batch: 32546

Analyte	MB Result	MB Qualifier	LOQ	DL	Unit	D	Prepared	Analyzed	Dil Fac
Aroclor-1260	0.20	U	0.50	0.17	ug/L		02/03/12 08:09	02/04/12 18:30	1

Surrogate	*MB %Recovery*	*MB Qualifier*	*Limits*	*Prepared*	*Analyzed*	*Dil Fac*
Tetrachloro-m-xylene	*72*		*40 - 140*	*02/03/12 08:09*	*02/04/12 18:30*	*1*
Tetrachloro-m-xylene	*74*		*40 - 140*	*02/03/12 08:09*	*02/04/12 18:30*	*1*
DCB Decachlorobiphenyl	*88*		*40 - 135*	*02/03/12 08:09*	*02/04/12 18:30*	*1*
DCB Decachlorobiphenyl	*88*		*40 - 135*	*02/03/12 08:09*	*02/04/12 18:30*	*1*

Lab Sample ID: LCS 240-32546/2-A
Matrix: Water
Analysis Batch: 32707

Client Sample ID: Lab Control Sample
Prep Type: Total/NA
Prep Batch: 32546

Analyte	Spike Added	LCS Result	LCS Qualifier	Unit	D	%Rec	%Rec. Limits
Aroclor-1016	10.0	7.99		ug/L		80	25 - 145
Aroclor-1260	10.0	9.70		ug/L		97	30 - 145

Surrogate	*LCS %Recovery*	*LCS Qualifier*	*Limits*
Tetrachloro-m-xylene	*77*		*40 - 140*
Tetrachloro-m-xylene	*75*		*40 - 140*
DCB Decachlorobiphenyl	*95*		*40 - 135*
DCB Decachlorobiphenyl	*95*		*40 - 135*

Lab Sample ID: MRL 240-32707/30 MRL
Matrix: Water
Analysis Batch: 32707

Client Sample ID: Lab Control Sample
Prep Type: Total/NA

Analyte	Spike Added	MRL Result	MRL Qualifier	Unit	D	%Rec	%Rec. Limits
Aroclor-1016	0.0500	0.0683	^	ng/uL		137	70 - 130
Aroclor-1016	0.0500	0.0544		ng/uL		109	70 - 130
Aroclor-1260	0.0500	0.0692	^	ng/uL		138	70 - 130
Aroclor-1260	0.0500	0.0623		ng/uL		125	70 - 130

Surrogate	*MRL %Recovery*	*MRL Qualifier*	*Limits*
Tetrachloro-m-xylene	*131*	^	*70 - 130*
Tetrachloro-m-xylene	*114*		*70 - 130*
DCB Decachlorobiphenyl	*142*	Q ^	*70 - 130*
DCB Decachlorobiphenyl	*142*	Q ^	*70 - 130*

Lab Sample ID: MRL 240-32707/8 MRL
Matrix: Water
Analysis Batch: 32707

Client Sample ID: Lab Control Sample
Prep Type: Total/NA

Analyte	Spike Added	MRL Result	MRL Qualifier	Unit	D	%Rec	%Rec. Limits
Aroclor-1016	0.0500	0.0621		ng/uL		124	70 - 130
Aroclor-1016	0.0500	0.0498	J	ng/uL		100	70 - 130
Aroclor-1260	0.0500	0.0613		ng/uL		123	70 - 130
Aroclor-1260	0.0500	0.0613		ng/uL		123	70 - 130

Method: 8082/DOD - Polychlorinated Biphenyls (PCBs) by Gas Chromatography (Continued)

Lab Sample ID: MRL 240-32707/8 MRL
Matrix: Water
Analysis Batch: 32707

Client Sample ID: Lab Control Sample
Prep Type: Total/NA

Surrogate	MRL %Recovery	MRL Qualifier	Limits
Tetrachloro-m-xylene	*108*		*70 - 130*
Tetrachloro-m-xylene	*113*		*70 - 130*
DCB Decachlorobiphenyl	*124*		*70 - 130*
DCB Decachlorobiphenyl	*136*	*Q ^*	*70 - 130*

Method: 8330 (Modified) - Organic Compounds by UV/HPLC

Lab Sample ID: G2B110000013B
Matrix: Water
Analysis Batch: 2042013

Client Sample ID: Method Blank
Prep Type: Dissolved
Prep Batch: 2042013_P

Analyte	MB Result	MB Qualifier	LOQ	DL	Unit	D	Prepared	Analyzed	Dil Fac
Nitroguanidine	6.0 U		20	2.4	ug/L		02/11/12 08:10	02/14/12 17:10	1

Lab Sample ID: G2B110000013C
Matrix: Water
Analysis Batch: 2042013

Client Sample ID: Lab Control Sample
Prep Type: Dissolved
Prep Batch: 2042013_P

Analyte	Spike Added	LCS Result	LCS Qualifier	Unit	D	%Rec	%Rec. Limits
Nitroguanidine	250	258		ug/L		103	73 - 117

Lab Sample ID: 240-8137-18 MS
Matrix: Water
Analysis Batch: 2042013

Client Sample ID: FWGSCFMW-002-1885-GW
Prep Type: Dissolved
Prep Batch: 2042013_P

Analyte	Sample Result	Sample Qualifier	Spike Added	MS Result	MS Qualifier	Unit	D	%Rec	%Rec. Limits
Nitroguanidine	6.0 U		250	264		ug/L		106	73 - 117

Lab Sample ID: 240-8137-18 MSD
Matrix: Water
Analysis Batch: 2042013

Client Sample ID: FWGSCFMW-002-1885-GW
Prep Type: Dissolved
Prep Batch: 2042013_P

Analyte	Sample Result	Sample Qualifier	Spike Added	MSD Result	MSD Qualifier	Unit	D	%Rec	%Rec. Limits	RPD	RPD Limit
Nitroguanidine	6.0 U		250	262		ug/L		105	73 - 117	0.48	15

Method: 8330/8330A - Nitroaromatics & Nitramines: Explosives (8330/A)

Lab Sample ID: G2B070000039B
Matrix: Water
Analysis Batch: 2038039

Client Sample ID: Method Blank
Prep Type: Total
Prep Batch: 2038039_P

Analyte	MB Result	MB Qualifier	LOQ	DL	Unit	D	Prepared	Analyzed	Dil Fac
Nitroglycerin	0.50 U		0.65	0.33	ug/L		02/07/12 07:55	02/09/12 22:55	1
PETN	0.50 U		0.65	0.30	ug/L		02/07/12 07:55	02/09/12 22:55	1
2-Amino-4,6-dinitrotoluene	0.10 U		0.20	0.10	ug/L		02/07/12 07:55	02/09/12 22:55	1
4-Amino-2,6-dinitrotoluene	0.050 U		0.10	0.050	ug/L		02/07/12 07:55	02/09/12 22:55	1
1,3-Dinitrobenzene	0.050 U		0.10	0.050	ug/L		02/07/12 07:55	02/09/12 22:55	1
2,4-Dinitrotoluene	0.050 U		0.10	0.050	ug/L		02/07/12 07:55	02/09/12 22:55	1
2,6-Dinitrotoluene	0.050 U		0.10	0.050	ug/L		02/07/12 07:55	02/09/12 22:55	1
HMX	0.050 U		0.10	0.036	ug/L		02/07/12 07:55	02/09/12 22:55	1

Method: 8330/8330A - Nitroaromatics & Nitramines: Explosives (8330/A) (Continued)

Lab Sample ID: G2B070000039B
Matrix: Water
Analysis Batch: 2038039

Client Sample ID: Method Blank
Prep Type: Total
Prep Batch: 2038039_P

Analyte	MB Result	MB Qualifier	LOQ	DL	Unit	D	Prepared	Analyzed	Dil Fac
Nitrobenzene	0.050 U		0.10	0.050	ug/L		02/07/12 07:55	02/09/12 22:55	1
2-Nitrotoluene	0.10 U		0.50	0.088	ug/L		02/07/12 07:55	02/09/12 22:55	1
3-Nitrotoluene	0.10 U		0.50	0.057	ug/L		02/07/12 07:55	02/09/12 22:55	1
4-Nitrotoluene	0.10 U		0.65	0.088	ug/L		02/07/12 07:55	02/09/12 22:55	1
RDX	0.050 U		0.10	0.036	ug/L		02/07/12 07:55	02/09/12 22:55	1
Tetryl	0.050 U		0.10	0.050	ug/L		02/07/12 07:55	02/09/12 22:55	1
1,3,5-Trinitrobenzene	0.050 U		0.10	0.030	ug/L		02/07/12 07:55	02/09/12 22:55	1
2,4,6-Trinitrotoluene	0.050 U		0.10	0.050	ug/L		02/07/12 07:55	02/09/12 22:55	1

Surrogate	*MB %Recovery*	*MB Qualifier*	*Limits*	*Prepared*	*Analyzed*	*Dil Fac*
3,4-Dinitrotoluene	*100*		*79 - 111*	*02/07/12 07:55*	*02/09/12 22:55*	*1*

Lab Sample ID: G2B070000039C
Matrix: Water
Analysis Batch: 2038039

Client Sample ID: Lab Control Sample
Prep Type: Total
Prep Batch: 2038039_P

Analyte	Spike Added	LCS Result	LCS Qualifier	Unit	D	%Rec	%Rec. Limits
Nitroglycerin	5.00	5.12		ug/L		102	85 - 115
PETN	5.00	4.67		ug/L		93	84 - 117
2-Amino-4,6-dinitrotoluene	1.00	0.980		ug/L		98	50 - 155
4-Amino-2,6-dinitrotoluene	1.00	0.965		ug/L		97	55 - 155
1,3-Dinitrobenzene	1.00	1.04		ug/L		104	45 - 160
2,4-Dinitrotoluene	1.00	0.970		ug/L		97	60 - 135
2,6-Dinitrotoluene	1.00	0.967		ug/L		97	60 - 135
HMX	1.00	0.969		ug/L		97	80 - 115
Nitrobenzene	1.00	1.03		ug/L		103	50 - 140
2-Nitrotoluene	1.00	0.953		ug/L		95	45 - 135
3-Nitrotoluene	1.00	0.947		ug/L		95	50 - 130
4-Nitrotoluene	1.00	0.951		ug/L		95	50 - 130
RDX	1.00	0.990		ug/L		99	50 - 160
Tetryl	1.00	0.781		ug/L		78	20 - 175
1,3,5-Trinitrobenzene	1.00	1.01		ug/L		101	65 - 140
2,4,6-Trinitrotoluene	1.00	0.745		ug/L		74	50 - 145

Surrogate	*LCS %Recovery*	*LCS Qualifier*	*Limits*
3,4-Dinitrotoluene	*96*		*79 - 111*

Lab Sample ID: 240-8137-18 MS
Matrix: Water
Analysis Batch: 2038039

Client Sample ID: FWGSCFMW-002-1885-GW
Prep Type: Total
Prep Batch: 2038039_P

Analyte	Sample Result	Sample Qualifier	Spike Added	MS Result	MS Qualifier	Unit	D	%Rec	%Rec. Limits
Nitroglycerin	0.50 U		4.96	5.21		ug/L		105	85 - 115
PETN	0.50 U		4.96	4.75		ug/L		96	84 - 117
2-Amino-4,6-dinitrotoluene	0.099 U		0.991	0.988		ug/L		100	50 - 155
4-Amino-2,6-dinitrotoluene	0.050 U		0.991	0.973		ug/L		98	55 - 155
1,3-Dinitrobenzene	0.050 U		0.991	1.04		ug/L		105	45 - 160
2,4-Dinitrotoluene	0.050 U		0.991	0.978		ug/L		99	60 - 135
2,6-Dinitrotoluene	0.050 U		0.991	0.980		ug/L		99	60 - 135

Method: 8330/8330A - Nitroaromatics & Nitramines: Explosives (8330/A) (Continued)

Lab Sample ID: 240-8137-18 MS
Matrix: Water
Analysis Batch: 2038039

Client Sample ID: FWGSCFMW-002-1885-GW
Prep Type: Total
Prep Batch: 2038039_P

Analyte	Sample Result	Sample Qualifier	Spike Added	MS Result	MS Qualifier	Unit	D	%Rec	%Rec. Limits
HMX	0.050 U		0.991	0.982		ug/L		99	80 - 115
Nitrobenzene	0.050 U		0.991	1.04		ug/L		105	50 - 140
2-Nitrotoluene	0.099 U		0.991	0.953		ug/L		96	45 - 135
3-Nitrotoluene	0.099 U		0.991	0.962		ug/L		97	50 - 130
4-Nitrotoluene	0.099 U		0.991	0.962		ug/L		97	50 - 130
RDX	0.050 U		0.991	0.999		ug/L		101	50 - 160
Tetryl	0.050 U		0.991	0.793		ug/L		80	20 - 175
1,3,5-Trinitrobenzene	0.050 U		0.991	1.02		ug/L		103	65 - 140
2,4,6-Trinitrotoluene	0.050 U		0.991	0.758		ug/L		76	50 - 145

Surrogate	*MS %Recovery*	*MS Qualifier*	*Limits*
3,4-Dinitrotoluene	*98*		*79 - 111*

Lab Sample ID: 240-8137-18 MSD
Matrix: Water
Analysis Batch: 2038039

Client Sample ID: FWGSCFMW-002-1885-GW
Prep Type: Total
Prep Batch: 2038039_P

Analyte	Sample Result	Sample Qualifier	Spike Added	MSD Result	MSD Qualifier	Unit	D	%Rec	%Rec. Limits	RPD	RPD Limit
Nitroglycerin	0.50 U		4.96	5.21		ug/L		105	85 - 115	0.15	30
PETN	0.50 U		4.96	4.85		ug/L		98	84 - 117	2.0	30
2-Amino-4,6-dinitrotoluene	0.099 U		0.992	0.977		ug/L		99	50 - 155	1.1	30
4-Amino-2,6-dinitrotoluene	0.050 U		0.992	0.958		ug/L		97	55 - 155	1.5	30
1,3-Dinitrobenzene	0.050 U		0.992	1.03		ug/L		104	45 - 160	0.67	30
2,4-Dinitrotoluene	0.050 U		0.992	0.966		ug/L		97	60 - 135	1.2	30
2,6-Dinitrotoluene	0.050 U		0.992	0.968		ug/L		98	60 - 135	1.3	30
HMX	0.050 U		0.992	0.972		ug/L		98	80 - 115	1.0	30
Nitrobenzene	0.050 U		0.992	1.02		ug/L		103	50 - 140	2.1	30
2-Nitrotoluene	0.099 U		0.992	0.951		ug/L		96	45 - 135	0.23	30
3-Nitrotoluene	0.099 U		0.992	0.953		ug/L		96	50 - 130	0.88	30
4-Nitrotoluene	0.099 U		0.992	0.948		ug/L		96	50 - 130	1.5	30
RDX	0.050 U		0.992	0.985		ug/L		99	50 - 160	1.4	30
Tetryl	0.050 U		0.992	0.771		ug/L		78	20 - 175	2.9	30
1,3,5-Trinitrobenzene	0.050 U		0.992	1.01		ug/L		102	65 - 140	0.39	30
2,4,6-Trinitrotoluene	0.050 U		0.992	0.751		ug/L		76	50 - 145	0.86	30

Surrogate	*MSD %Recovery*	*MSD Qualifier*	*Limits*
3,4-Dinitrotoluene	*97*		*79 - 111*

Method: 6010B/DOD - Metals (ICP)

Lab Sample ID: MB 240-33135/1-A
Matrix: Water
Analysis Batch: 33421

Client Sample ID: Method Blank
Prep Type: Total Recoverable
Prep Batch: 33135

Analyte	MB Result	MB Qualifier	LOQ	DL	Unit	D	Prepared	Analyzed	Dil Fac
Arsenic	10	U	10	3.3	ug/L		02/08/12 09:22	02/09/12 09:06	1
Chromium	4.0	U	7.0	1.4	ug/L		02/08/12 09:22	02/09/12 09:06	1
Cobalt	4.0	U	7.0	1.5	ug/L		02/08/12 09:22	02/09/12 09:06	1
Lead	5.0	U	10	1.7	ug/L		02/08/12 09:22	02/09/12 09:06	1

Method: 6010B/DOD - Metals (ICP) (Continued)

Lab Sample ID: MB 240-33135/1-A
Matrix: Water
Analysis Batch: 33421

Client Sample ID: Method Blank
Prep Type: Total Recoverable
Prep Batch: 33135

Analyte	MB Result	MB Qualifier	LOQ	DL	Unit	D	Prepared	Analyzed	Dil Fac
Selenium	10	U	15	4.0	ug/L		02/08/12 09:22	02/09/12 09:06	1
Silver	5.0	U	7.0	1.7	ug/L		02/08/12 09:22	02/09/12 09:06	1
Vanadium	4.0	U	7.0	1.3	ug/L		02/08/12 09:22	02/09/12 09:06	1
Barium	5.0	U	200	2.8	ug/L		02/08/12 09:22	02/09/12 09:06	1
Calcium	1000	U	5000	630	ug/L		02/08/12 09:22	02/09/12 09:06	1
Copper	10	U	25	4.4	ug/L		02/08/12 09:22	02/09/12 09:06	1
Magnesium	213	J	5000	120	ug/L		02/08/12 09:22	02/09/12 09:06	1
Manganese	5.0	U	15	1.8	ug/L		02/08/12 09:22	02/09/12 09:06	1
Nickel	5.0	U	40	2.2	ug/L		02/08/12 09:22	02/09/12 09:06	1
Potassium	900	U	5000	300	ug/L		02/08/12 09:22	02/09/12 09:06	1

Lab Sample ID: LCS 240-33135/2-A
Matrix: Water
Analysis Batch: 33421

Client Sample ID: Lab Control Sample
Prep Type: Total Recoverable
Prep Batch: 33135

Analyte	Spike Added	LCS Result	LCS Qualifier	Unit	D	%Rec	%Rec. Limits
Arsenic	2000	1920		ug/L		96	80 - 120
Chromium	200	194		ug/L		97	80 - 120
Cobalt	500	483		ug/L		97	80 - 120
Lead	500	482		ug/L		96	80 - 120
Selenium	2000	1920		ug/L		96	80 - 120
Silver	50.0	48.6		ug/L		97	80 - 120
Vanadium	500	483		ug/L		97	80 - 120
Barium	2000	2040		ug/L		102	80 - 120
Calcium	50000	48200		ug/L		96	80 - 120
Copper	250	240		ug/L		96	80 - 120
Magnesium	50000	46500		ug/L		93	80 - 120
Manganese	500	495		ug/L		99	80 - 120
Nickel	500	489		ug/L		98	80 - 120
Potassium	50000	48600		ug/L		97	80 - 120

Lab Sample ID: MB 240-33141/1-A
Matrix: Water
Analysis Batch: 33421

Client Sample ID: Method Blank
Prep Type: Total Recoverable
Prep Batch: 33141

Analyte	MB Result	MB Qualifier	LOQ	DL	Unit	D	Prepared	Analyzed	Dil Fac
Arsenic	10	U	10	3.3	ug/L		02/08/12 09:30	02/09/12 12:36	1
Chromium	4.0	U	7.0	1.4	ug/L		02/08/12 09:30	02/09/12 12:36	1
Cobalt	4.0	U	7.0	1.5	ug/L		02/08/12 09:30	02/09/12 12:36	1
Lead	5.0	U	10	1.7	ug/L		02/08/12 09:30	02/09/12 12:36	1
Selenium	10	U	15	4.0	ug/L		02/08/12 09:30	02/09/12 12:36	1
Silver	5.0	U	7.0	1.7	ug/L		02/08/12 09:30	02/09/12 12:36	1
Vanadium	4.0	U	7.0	1.3	ug/L		02/08/12 09:30	02/09/12 12:36	1
Barium	5.0	U	200	2.8	ug/L		02/08/12 09:30	02/09/12 12:36	1
Calcium	1000	U	5000	630	ug/L		02/08/12 09:30	02/09/12 12:36	1
Copper	10	U	25	4.4	ug/L		02/08/12 09:30	02/09/12 12:36	1
Magnesium	196	J	5000	120	ug/L		02/08/12 09:30	02/09/12 12:36	1
Manganese	5.0	U	15	1.8	ug/L		02/08/12 09:30	02/09/12 12:36	1
Nickel	5.0	U	40	2.2	ug/L		02/08/12 09:30	02/09/12 12:36	1
Potassium	900	U	5000	300	ug/L		02/08/12 09:30	02/09/12 12:36	1

Method: 6010B/DOD - Metals (ICP) (Continued)

Lab Sample ID: LCS 240-33141/2-A
Matrix: Water
Analysis Batch: 33421

Client Sample ID: Lab Control Sample
Prep Type: Total Recoverable
Prep Batch: 33141

Analyte	Spike Added	LCS Result	LCS Qualifier	Unit	D	%Rec	%Rec. Limits
Arsenic	2000	1910		ug/L		96	80 - 120
Chromium	200	197		ug/L		98	80 - 120
Cobalt	500	487		ug/L		97	80 - 120
Lead	500	485		ug/L		97	80 - 120
Selenium	2000	1960		ug/L		98	80 - 120
Silver	50.0	48.8		ug/L		98	80 - 120
Vanadium	500	490		ug/L		98	80 - 120
Barium	2000	2010		ug/L		101	80 - 120
Calcium	50000	49400		ug/L		99	80 - 120
Copper	250	244		ug/L		98	80 - 120
Magnesium	50000	47700		ug/L		95	80 - 120
Manganese	500	498		ug/L		100	80 - 120
Nickel	500	481		ug/L		96	80 - 120
Potassium	50000	49200		ug/L		98	80 - 120

Lab Sample ID: 240-8137-19 MS
Matrix: Water
Analysis Batch: 33421

Client Sample ID: FWGSCFMW-002-1885-GF
Prep Type: Total Recoverable
Prep Batch: 33141

Analyte	Sample Result	Sample Qualifier	Spike Added	MS Result	MS Qualifier	Unit	D	%Rec	%Rec. Limits
Arsenic	14		2000	2050		ug/L		102	80 - 120
Chromium	4.0	U	200	207		ug/L		103	80 - 120
Cobalt	4.0	U	500	511		ug/L		102	80 - 120
Lead	5.0	U	500	508		ug/L		102	80 - 120
Selenium	10	U	2000	2050		ug/L		103	80 - 120
Silver	5.0	U	50.0	51.6		ug/L		103	80 - 120
Vanadium	4.0	U	500	516		ug/L		103	80 - 120
Barium	42	J	2000	2200		ug/L		108	80 - 120
Calcium	86000		50000	137000		ug/L		104	80 - 120
Copper	10	U	250	257		ug/L		103	80 - 120
Magnesium	26000		50000	77700		ug/L		104	80 - 120
Manganese	73		500	602		ug/L		106	80 - 120
Nickel	5.0	U	500	508		ug/L		102	80 - 120
Potassium	2300	J	50000	55300		ug/L		106	80 - 120

Lab Sample ID: 240-8137-19 DU
Matrix: Water
Analysis Batch: 33421

Client Sample ID: FWGSCFMW-002-1885-GF
Prep Type: Total Recoverable
Prep Batch: 33141

Analyte	Sample Result	Sample Qualifier	DU Result	DU Qualifier	Unit	D	RPD	RPD Limit
Arsenic	14		14.1		ug/L		4.00	
Chromium	4.0	U	4.0	U	ug/L		NC	
Cobalt	4.0	U	4.0	U	ug/L		NC	
Lead	5.0	U	5.0	U	ug/L		NC	
Selenium	10	U	10	U	ug/L		NC	
Silver	5.0	U	5.0	U	ug/L		NC	
Vanadium	4.0	U	4.0	U	ug/L		NC	
Barium	42	J	42.6	J	ug/L		0.300	
Calcium	86000		86300		ug/L		0.900	
Copper	10	U	10	U	ug/L		NC	

Method: 6010B/DOD - Metals (ICP) (Continued)

Lab Sample ID: 240-8137-19 DU
Matrix: Water
Analysis Batch: 33421

Client Sample ID: FWGSCFMW-002-1885-GF
Prep Type: Total Recoverable
Prep Batch: 33141

Analyte	Sample Result	Sample Qualifier	DU Result	DU Qualifier	Unit	D	RPD	RPD Limit
Magnesium	26000		25800		ug/L		1.00	
Manganese	73		75.1		ug/L		2.00	
Nickel	5.0	U	5.0	U	ug/L		NC	
Potassium	2300	J	2340	J	ug/L		0.500	

Method: 6020/DOD - Metals (ICP/MS)

Lab Sample ID: MB 240-33135/1-A
Matrix: Water
Analysis Batch: 33647

Client Sample ID: Method Blank
Prep Type: Total Recoverable
Prep Batch: 33135

Analyte	MB Result	MB Qualifier	LOQ	DL	Unit	D	Prepared	Analyzed	Dil Fac
Aluminum	60	U	60	20	ug/L		02/08/12 09:22	02/10/12 10:32	1
Antimony	0.50	U	2.0	0.21	ug/L		02/08/12 09:22	02/10/12 10:32	1
Beryllium	0.10	U	1.0	0.033	ug/L		02/08/12 09:22	02/10/12 10:32	1
Cadmium	0.070	U	2.0	0.023	ug/L		02/08/12 09:22	02/10/12 10:32	1
Iron	100	U	150	44	ug/L		02/08/12 09:22	02/10/12 10:32	1
Sodium	400	U	1000	160	ug/L		02/08/12 09:22	02/10/12 10:32	1
Thallium	1.0	U	2.0	0.32	ug/L		02/08/12 09:22	02/10/12 10:32	1
Zinc	20	U	40	8.8	ug/L		02/08/12 09:22	02/10/12 10:32	1

Lab Sample ID: LCS 240-33135/3-A ^10
Matrix: Water
Analysis Batch: 33647

Client Sample ID: Lab Control Sample
Prep Type: Total Recoverable
Prep Batch: 33135

Analyte	Spike Added	LCS Result	LCS Qualifier	Unit	D	%Rec	%Rec. Limits
Aluminum	10000	9360	D	ug/L		94	80 - 120
Antimony	100	93.6	D	ug/L		94	80 - 120
Beryllium	1000	1020	D	ug/L		102	80 - 120
Cadmium	1000	958	D	ug/L		96	80 - 120
Iron	10000	10600	D	ug/L		106	80 - 120
Sodium	10000	9330	J D	ug/L		93	80 - 120
Thallium	250	246	D	ug/L		98	80 - 120
Zinc	1000	990	D	ug/L		99	80 - 120

Lab Sample ID: MB 240-33141/1-A
Matrix: Water
Analysis Batch: 33647

Client Sample ID: Method Blank
Prep Type: Total Recoverable
Prep Batch: 33141

Analyte	MB Result	MB Qualifier	LOQ	DL	Unit	D	Prepared	Analyzed	Dil Fac
Aluminum	60	U	60	20	ug/L		02/08/12 09:30	02/10/12 13:38	1
Antimony	0.50	U	2.0	0.21	ug/L		02/08/12 09:30	02/10/12 13:38	1
Beryllium	0.10	U	1.0	0.033	ug/L		02/08/12 09:30	02/10/12 13:38	1
Cadmium	0.070	U	2.0	0.023	ug/L		02/08/12 09:30	02/10/12 13:38	1
Iron	100	U	150	44	ug/L		02/08/12 09:30	02/10/12 13:38	1
Sodium	400	U	1000	160	ug/L		02/08/12 09:30	02/10/12 13:38	1
Thallium	1.0	U	2.0	0.32	ug/L		02/08/12 09:30	02/10/12 13:38	1
Zinc	20	U	40	8.8	ug/L		02/08/12 09:30	02/10/12 13:38	1

Method: 6020/DOD - Metals (ICP/MS) (Continued)

Lab Sample ID: LCS 240-33141/3-A ^10
Matrix: Water
Analysis Batch: 33647

Client Sample ID: Lab Control Sample
Prep Type: Total Recoverable
Prep Batch: 33141

Analyte	Spike Added	LCS Result	LCS Qualifier	Unit	D	%Rec	%Rec. Limits
Aluminum	10000	9690	D	ug/L		97	80 - 120
Antimony	100	97.8	D	ug/L		98	80 - 120
Beryllium	1000	1060	D	ug/L		106	80 - 120
Cadmium	1000	1000	D	ug/L		100	80 - 120
Iron	10000	11000	D	ug/L		110	80 - 120
Sodium	10000	9630	J D	ug/L		96	80 - 120
Thallium	250	254	D	ug/L		101	80 - 120
Zinc	1000	1050	D	ug/L		105	80 - 120

Lab Sample ID: 240-8137-19 MS
Matrix: Water
Analysis Batch: 33647

Client Sample ID: FWGSCFMW-002-1885-GF
Prep Type: Total Recoverable
Prep Batch: 33141

Analyte	Sample Result	Sample Qualifier	Spike Added	MS Result	MS Qualifier	Unit	D	%Rec	%Rec. Limits
Aluminum	60	U	10000	10100	D	ug/L		101	63 - 128
Antimony	0.50	U	100	101	D	ug/L		101	44 - 153
Beryllium	0.10	U	1000	1100	D	ug/L		110	77 - 124
Cadmium	0.027	J	1000	1050	D	ug/L		104	78 - 117
Iron	430		10000	11700	D	ug/L		113	22 - 169
Sodium	20000		10000	30800	D	ug/L		112	80 - 120
Thallium	1.0	U	250	266	D	ug/L		106	69 - 117
Zinc	20	U	1000	1050	D	ug/L		105	49 - 156

Lab Sample ID: 240-8137-19 DU
Matrix: Water
Analysis Batch: 33647

Client Sample ID: FWGSCFMW-002-1885-GF
Prep Type: Total Recoverable
Prep Batch: 33141

Analyte	Sample Result	Sample Qualifier	DU Result	DU Qualifier	Unit	D	RPD	RPD Limit
Aluminum	60	U	60	U	ug/L		NC	20
Antimony	0.50	U	0.50	U	ug/L		NC	20
Beryllium	0.10	U	0.10	U	ug/L		NC	20
Cadmium	0.027	J	0.070	U	ug/L		NC	20
Iron	430		425		ug/L		2	20
Sodium	20000		19500		ug/L		0.4	20
Thallium	1.0	U	1.0	U	ug/L		NC	20
Zinc	20	U	20	U	ug/L		NC	20

Method: 7470A/DOD - Mercury (CVAA)

Lab Sample ID: MB 240-32813/1-A
Matrix: Water
Analysis Batch: 33248

Client Sample ID: Method Blank
Prep Type: Total/NA
Prep Batch: 32813

Analyte	MB Result	MB Qualifier	LOQ	DL	Unit	D	Prepared	Analyzed	Dil Fac
Hg	0.20	U	0.20	0.12	ug/L		02/06/12 13:15	02/08/12 12:51	1

Method: 7470A/DOD - Mercury (CVAA) (Continued)

Lab Sample ID: LCS 240-32813/2-A
Matrix: Water
Analysis Batch: 33248

Client Sample ID: Lab Control Sample
Prep Type: Total/NA
Prep Batch: 32813

Analyte	Spike Added	LCS Result	LCS Qualifier	Unit	D	%Rec	%Rec. Limits
Hg	5.00	4.09		ug/L		82	80 - 120

Lab Sample ID: MB 240-32817/1-A
Matrix: Water
Analysis Batch: 33248

Client Sample ID: Method Blank
Prep Type: Total/NA
Prep Batch: 32817

Analyte	MB Result	MB Qualifier	LOQ	DL	Unit	D	Prepared	Analyzed	Dil Fac
Hg	0.20	U	0.20	0.12	ug/L		02/06/12 13:15	02/08/12 13:39	1

Lab Sample ID: LCS 240-32817/2-A
Matrix: Water
Analysis Batch: 33248

Client Sample ID: Lab Control Sample
Prep Type: Total/NA
Prep Batch: 32817

Analyte	Spike Added	LCS Result	LCS Qualifier	Unit	D	%Rec	%Rec. Limits
Hg	5.00	4.23		ug/L		85	80 - 120

Lab Sample ID: 240-8137-19 MS
Matrix: Water
Analysis Batch: 33248

Client Sample ID: FWGSCFMW-002-1885-GF
Prep Type: Total/NA
Prep Batch: 32817

Analyte	Sample Result	Sample Qualifier	Spike Added	MS Result	MS Qualifier	Unit	D	%Rec	%Rec. Limits
Hg	0.20	U	1.00	0.930		ug/L		93	80 - 120

Lab Sample ID: 240-8137-19 DU
Matrix: Water
Analysis Batch: 33248

Client Sample ID: FWGSCFMW-002-1885-GF
Prep Type: Total/NA
Prep Batch: 32817

Analyte	Sample Result	Sample Qualifier	DU Result	DU Qualifier	Unit	D	RPD	RPD Limit
Hg	0.20	U	0.20	U	ug/L		NC	

Method: 353.2 - Nitrate-Nitrite (353.2, Automated)

Lab Sample ID: G2B150000150B
Matrix: Water
Analysis Batch: 2046150

Client Sample ID: Method Blank
Prep Type: Total
Prep Batch: 2046150_P

Analyte	MB Result	MB Qualifier	LOQ	DL	Unit	D	Prepared	Analyzed	Dil Fac
Nitrate-Nitrite	0.012 U		0.050	0.0053	mg/L		02/15/12 00:00	02/15/12 11:12	1

Lab Sample ID: G2B150000150C
Matrix: Water
Analysis Batch: 2046150

Client Sample ID: Lab Control Sample
Prep Type: Total
Prep Batch: 2046150_P

Analyte	Spike Added	LCS Result	LCS Qualifier	Unit	D	%Rec	%Rec. Limits
Nitrate-Nitrite	1.00	0.995		mg/L		99	90 - 110

Method: 353.2 - Nitrate-Nitrite (353.2, Automated) (Continued)

Lab Sample ID: 240-8137-18 MS — **Client Sample ID: FWGSCFMW-002-1885-GW**
Matrix: Water — **Prep Type: Total**
Analysis Batch: 2046150 — **Prep Batch: 2046150_P**

Analyte	Sample Result	Sample Qualifier	Spike Added	MS Result	MS Qualifier	Unit	D	%Rec	%Rec. Limits
Nitrate-Nitrite	0.0069	J	1.00	0.894	N	mg/L		89	90 - 110

Lab Sample ID: 240-8137-18 MSD — **Client Sample ID: FWGSCFMW-002-1885-GW**
Matrix: Water — **Prep Type: Total**
Analysis Batch: 2046150 — **Prep Batch: 2046150_P**

Analyte	Sample Result	Sample Qualifier	Spike Added	MSD Result	MSD Qualifier	Unit	D	%Rec	%Rec. Limits	RPD	RPD Limit
Nitrate-Nitrite	0.0069	J	1.00	0.883	N	mg/L		88	90 - 110	1.2	20

Method: WS-WC-0050 - Nitrocellulose as N by WS-WC-0050

Lab Sample ID: G2B130000051B — **Client Sample ID: Method Blank**
Matrix: Water — **Prep Type: Total**
Analysis Batch: 2044051 — **Prep Batch: 2044051_P**

Analyte	MB Result	MB Qualifier	LOQ	DL	Unit	D	Prepared	Analyzed	Dil Fac
Nitrocellulose	1.0 U		2.0	0.48	mg/L		02/13/12 08:45	02/15/12 12:06	1

Lab Sample ID: G2B130000051C — **Client Sample ID: Lab Control Sample**
Matrix: Water — **Prep Type: Total**
Analysis Batch: 2044051 — **Prep Batch: 2044051_P**

Analyte	Spike Added	LCS Result	LCS Qualifier	Unit	D	%Rec	%Rec. Limits
Nitrocellulose	5.07	5.00		mg/L		99	26 - 144

Lab Sample ID: 240-8137-18 MS — **Client Sample ID: FWGSCFMW-002-1885-GW**
Matrix: Water — **Prep Type: Total**
Analysis Batch: 2044051 — **Prep Batch: 2044051_P**

Analyte	Sample Result	Sample Qualifier	Spike Added	MS Result	MS Qualifier	Unit	D	%Rec	%Rec. Limits
Nitrocellulose	1.0 U		5.07	4.95		mg/L		96	26 - 144

Lab Sample ID: 240-8137-18 MSD — **Client Sample ID: FWGSCFMW-002-1885-GW**
Matrix: Water — **Prep Type: Total**
Analysis Batch: 2044051 — **Prep Batch: 2044051_P**

Analyte	Sample Result	Sample Qualifier	Spike Added	MSD Result	MSD Qualifier	Unit	D	%Rec	%Rec. Limits	RPD	RPD Limit
Nitrocellulose	1.0 U		5.07	5.51		mg/L		107	26 - 144	11	45

Shipping and Receiving Documents

Chain of Custody Record

TestAmerica Laboratory location: North Canton

Regulatory program: ☐ DW ☐ NPDES ☐ RCRA ☐ Other

TestAmerica THE LEADER IN ENVIRONMENTAL TESTING

TestAmerica Laboratories, Inc.

Client Contact				
Company Name: EQM	Client Project Manager: John Miller	Site Contact: Erik Corbin	Lab Contact: Mark Loeb	COC No: EC0131124
Address: 1800 Carillon Blvd.	Telephone:	Telephone:	Telephone:	1 of 2 COCs (EC0131124B = pg. 2)
City/State/Zip: Cincinnati, OH 45240	Email: ecorbin@eqm.com	Analysis Turnaround Time (in BUSINESS days)	Analyses	For lab use only
Phone: 513-825-7500		TAT if different from below ☐ 3 weeks ☐ 2 weeks ☐ 1 week ☐ 2 days ☐ 1 day		Walk-in client: ☐ Lab pickup: ☐ Lab sampling: ☐
Project Name: RVAAP 66 (OH)	Method of Shipment/Carrier: Lab Pickup			Job/SDG No.:
Project Number: 030174.0016	Shipping/Tracking No: NA			
PO #				

Sample Identification	Sample Date	Sample Time	Matrix: Air	Aqueous	Sediment	Solid	Other:	Containers & Preservatives: H2SO4	HNO3	HCl	NaOH	ZnAc/NaOH	Unpres	Other:	Filtered Sample (Y/N)	Composite (C) or Grab (G)	VOCs 8260	SVOCs 8270*	Pest 8081	PCB 8082	Explosives 8330	Propellants	Metals 6020/7470/6010	NO2/NO3, 353.2	SVOC 8270**	Sample Specific Notes / Special Instructions: Cooler ID
FWGTeam1-Trip	1/31/12	08:00		X						2					N	G	X									114
FWGLL12mw-182C-1868-GW	1/31/12	09:05		X									2		N	G		X								114
FWGLL12mw-245C-1872-GW	1/31/12	10:15		X				1		3			9		N	G	X		X	X	X	X		X	X	TS2
FWGLL12mw-245C-1872-GF	1/31/12	10:15		X					1						Y	G							X			TS2
FWGLL12mw-DUP2-1891-GW	1/31/12	11:05		X				1		3			9		N	G	X		X	X	X	X		X	X	185
FWGLL12mw-DUP2-1891-GF	1/31/12	11:05		X					1						Y	G							X			185
FWGLL12mw-187C-1870-GW	1/31/12	13:21		X						3			9		N	G	X		X	X	X	X			X	S-1
FWGLL12mw-187C-1870-GF	1/31/12	13:21		X					1						Y	G							X			S-1
FWGLL12mw-242C-1871-GW	1/31/12	14:31		X				1		3			9		N	G	X		X	X	X	X		X	X	404
FWGLL12mw-242C-1871-GF	1/31/12	14:31		X					1						Y	G							X			404

Possible Hazard Identification: ☒ Non-Hazard ☐ Flammable ☐ Skin Irritant ☐ Poison B ☐ Unknown

Sample Disposal (A fee may be assessed if samples are retained longer than 1 month): ☐ Return to Client ☒ Disposal By Lab ☐ Archive For _____ Months

Special Instructions/QC Requirements & Comments:
All metals are field filtered. Temps may not meet requirements if sample collection is close to lab pick up time.
*SVOC 8270 analyzed for Nitroaromatics/Phthalates **SVOC/8270 analyzed for Nitroaromatics/Phthalates, Phenols, PAHs

Relinquished by:	Company:	Date/Time:	Received by:	Company:	Date/Time:
Erik Corbin	EQ	1/31/12 1800		TAL-NC	1-31-12-1800
Relinquished by:	Company:	Date/Time:	Received by:	Company:	Date/Time:
	TAL-NC	1-31-12-1905			
Relinquished by:	Company:	Date/Time:	Received in Laboratory by:	Company:	Date/Time:
				TAL	1/31/12 1905

All VOCs in cooler 114

©2008, TestAmerica Laboratories, Inc. All rights reserved.
TestAmerica & Design ™ are trademarks of TestAmerica Laboratories, Inc.

TAL-0018 (1008)

Chain of Custody Record

TestAmerica
THE LEADER IN ENVIRONMENTAL TESTING

TestAmerica Laboratory location: North Canton
Regulatory program: ☐ DW ☐ NPDES ☐ RCRA ☐ Other

TestAmerica Laboratories, Inc.

Client Contact				
Company Name: EQM	Client Project Manager: John Miller	Site Contact: Erik Corbin	Lab Contact: Mark Loeb	COC No: EC013112B
Address: 1800 Carillon Blvd.	Telephone:	Telephone:	Telephone:	2 of 2 COCs EC013112A = pg. 1
City/State/Zip: Cincinnati OH 45240	Email: ecorbin@eqm.com	Analysis Turnaround Time (in BUS days) TAT if different from below ☐ 3 weeks ☐ 2 weeks ☐ 1 week ☐ 2 days ☐ 1 day		For lab use only: Walk-in client ☐ Lab pickup ☐ Lab sampling ☐ Job/SDG No.
Phone: 513-825-7500				
Project Name: RVAAP 66 (OH)	Method of Shipment/Carrier: Lab Pickup			
Project Number: 030174.0016	Shipping/Tracking No: NA			
PO#				

Analyses

Sample Identification	Sample Date	Sample Time	Matrix: Air	Aqueous	Sediment	Solid	Other:	Containers & Preservatives: H2SO4	HNO3	HCl	NaOH	ZnAc/NaOH	Unpres	Other:	Filtered Sample (Y/N)	Composite (C/Grab-G)	VOC 8260	SVOC 8270**	Pest 8081	PCB 8082	Explosives 8330	Propellants	Metals 6010/6020 7470	NO_3/NO_2 353.2			Sample Specific Notes / Special Instructions: Cooler ID
FWGLL12mw-246C-1873-GW	1/31/12	15:51		X				1		3			9		N	G	X	X	X	X	X	X		X			14015
FWGLL12mw-246C-1873-GF	1/31/12	1551		X					1						Y	G							X				14015

Possible Hazard Identification: ☒ Non-Hazard ☐ Flammable ☐ Skin Irritant ☐ Poison B ☐ Unknown

Sample Disposal (A fee may be assessed if samples are retained longer than 1 month): ☐ Return to Client ☒ Disposal By Lab ☐ Archive For _____ Months

Special Instructions/QC Requirements & Comments:
All metals are field filtered. Temps may not meet requirements if sample Collection is close to lab pick up time.
** SVOC 8270 analyzed for Nitroaromatics/Phthalates, Phenols, PAHs

Relinquished by:	Company:	Date/Time:	Received by:	Company:	Date/Time:
Erik Corbin	EQ	1/31/12 1800	[signature]	TAL-NC	1-31-12 1800
PC [signature]	TAL-NC	1-31-12-1905			
			Received in Laboratory by: [signature]	TAL	1/31/12 1905

All VOCs in Cooler 114

©2008, TestAmerica Laboratories, Inc. All rights reserved.
TestAmerica & Design ™ are trademarks of TestAmerica Laboratories, Inc.

TAL-0018 (1008)

Chain of Custody Record

TestAmerica
THE LEADER IN ENVIRONMENTAL TESTING

TAL-4142 (0408)

Client	Project Manager	Date	Chain of Custody Number
EQM	John Miller	1-31-12	000487
Address	**Telephone Number (Area Code)/Fax Number**	**Lab Number**	**Page 1 of**
1800 CARILLON BLVD	513 825 7500 FAX 7495	330 4979396	
City / State / Zip Code	**Site Contact**	**Lab Contact**	
CINCINNATI OH 45240	E. CORBIN	M. LOEB	
Project Name and Location (State)	**Carrier/Waybill Number**		
RVAAP 66 Ravenna OH	LAB PICKUP		
Contract/Purchase Order/Quote No.			
M 30174.0086.0001			

Sample I.D. No. and Description (Containers for each sample may be combined on one line)	Date	Time	Matrix: Air	Aqueous	Sed.	Soil	Containers & Preservatives: Unpres.	H2SO4	HNO3	HCl	NaOH	ZnAc/NaOH	VOC 8260	Pest 8081	PCB 8082	BxPID 8330	Propellants	SVOC1 (Nitroaromatics/Nitramines)	SVOC2 (PAH)	SVOC3 (Phenols)	NO_2NO_3		Metals 6010/7470	Special Instructions/ Conditions of Receipt
																								Cooler ID
TRIP FWG Team 2 Trip	1-31-12	0800		X						2			X											E-120
FWGSCFmw-004-1886-GW		0918		X			9			3			X	X	X	X	X	X		X				173
FWGSCFmw-004-1886-GF				X					1														X	FIELD FILTERED 173
FWGSCFmw-DUP4-1893-GW		1102		X			6			3			X	X		X	X	X		X				E-120
FWGSCFmw-DUP4-1893-GF				X					1														X	FIELD FILTERED E120
FWGSCFmw-002-1885-GW		1208		X			23	3		9			X	X	X	X	X	X	X		X			MS/MSD A1, 123, M12 (NO PCB MS/MSD)
FWGSCFmw-002-1885-GF				X					3														X	MS/MSD 123, M12, A1 FIELD FILTERED
FWGCBPmw-002C-1876-GW		1548		X			6							X	X			X						C111
FWGCBPmw-002C-1876-GF				X					1														X	C111 FIELD FILTER
FWGEQUIPRinse2-1895-GW		1628		X			9	1	1				X	X	X	X	X	X	X	X	X		X	C222 NOT FILTERED

Possible Hazard Identification
☒ Non-Hazard ☐ Flammable ☐ Skin Irritant ☐ Poison B ☐ Unknown

Sample Disposal
☐ Return To Client ☒ Disposal By Lab ☐ Archive For ____ Months (A fee may be assessed if samples are retained longer than 1 month)

Turn Around Time Required
☐ 24 Hours ☐ 48 Hours ☐ 7 Days ☐ 14 Days ☐ 21 Days ☒ Other Per SOW

QC Requirements (Specify) (except Rinse) Metals were field filtered / Temps may not meet requirements if collected close to lab pick up.

	Relinquished By	Date	Time	Received By	Date	Time
1.		1-31-12	1800		1-31-12	1800
2.		1-31-12	1905		1-31-12	1905
3.						

Comments
Note a MS/MSD for PCBs is not needed at SCF Therefore trip blank was not sent. ALL VOAs in Cooler E-120.

DISTRIBUTION: WHITE - Returned to Client with Report; CANARY - Stays with the Sample; PINK - Field Copy

Chain of Custody Record

TestAmerica Laboratory location: CANTON, OH

Regulatory program: ☐ DW ☐ NPDES ☐ RCRA ☐ Other

TestAmerica
THE LEADER IN ENVIRONMENTAL TESTING

TestAmerica Laboratories, Inc.

Client Contact				
Company Name: EQM	Client Project Manager: JOHN MILLER	Site Contact: ERIC COBBIN	Lab Contact: MARD LOEB	COC No: SAS013112A
Address: 1800 CARILLON BLVD	Telephone: (513)825-7500 / FAX 7495	Telephone:	Telephone: (330) 497-9396	1 of 2 COCs
City/State/Zip: CINCINNATI, OH 45240	Email: ECOBBIN@EQM.COM	Analysis Turnaround Time (in BUSdays)	Analyses	For lab use only
Phone: ~~(513)~~ (513)825-7500		TAT if different from below ____ ☒ 3 weeks ☐ 2 weeks ☐ 1 week ☐ 2 days ☐ 1 day		Walk-in client ☐ Lab to clean ☐ Lab sampling ☐ Job/SDG No.:
Project Name: RVAAP GG (OH)	Method of Shipment/Carrier: LAB PICKUP	FOR SOW		
Project Number: 30174.0016	Shipping/Tracking No: N/A			
PO#				

Sample Identification	Sample Date	Sample Time	Matrix: Air	Aqueous	Sediment	Solid	Other:	Containers & Preservatives: H2SO4	HNO3	HCl	NaOH	ZnAc/NaOH	Unpres	Other:	Filtered Sample (Y/N)	Composite/Grab	VOC 8260	SVOC 8270 * SEE SPECIAL LIST	PEST 8081	PCB 8082	EXPLO 8330	PROPELLANTS	CYANIDE 9012	NO2/NO3	METALS 6010/6020 7470	Sample Specific Notes / Special Instructions:
FWG TEAM 3 TRIP	01/31/12	0800		X						2					N	G	X									COOLER ID - E115
FWG LL1 MW-065C-1858-GW	01/31/12	0919		X						3			7		N	G	X	X	X		X	X				COOLER ID - C10
FWG LL1 MW-065C-1858-GF	01/31/12	0919		X					1						Y	G									X	COOLER ID - C10
FWG LL1 MW-064C-1857-GW	01/31/12	1049		X						3			7		N	G	X	X	X		X	X				COOLER ID - 183
FWG LL1 MW-064C-1857-GF	01/31/12	1049		X					1						Y	G									X	COOLER ID - 183
FWG-LL3 MW-241C-1861-GW	01/31/12	1239		X						3			7	PA	N	G	X	X	X		X	X				COOLER ID - E115
FWG LL3 MW-241C-1861-GF	01/31/12	1239		X					1						Y	G									X	COOLER ID - E115
FWG-LL3 MW-242C-1862-GW	01/31/12	1409		X						3			7		N	G	X	X	X		X	X				COOLER ID - 220
FWG LL3 MW-242C-1862-GF	01/31/12	1409		Y					1						Y	G									X	COOLER ID - 220
							SEE	2	OF	2																

Possible Hazard Identification
☒ Non-Hazard ☐ Flammable ☐ Skin Irritant ☐ Poison B ☐ Unknown

Sample Disposal (A fee may be assessed if samples are retained longer than 1 month)
☐ Return to Client ☒ Disposal By Lab ☐ Archive For ____ Months

Special Instructions/QC Requirements & Comments:
METALS ARE FIELD FILTERED
TEMPS MAY NOT MEET REQUIREMENTS IF SAMPLE COLLECTION IS CLOSE TO LAB PICKUP

ALL VOCs IN COOLER ID: E115
* SVOC = NITRO AROMATICS, PHTHALATES

Relinquished by:	Company:	Date/Time:	Received by:	Company:	Date/Time:
Eric Cobbin	EQ	1/31/12 1800		TAL-NC	1-31-12 1800
Relinquished by:	Company:	Date/Time:	Received by:	Company:	Date/Time:
	TAL-NC	1-31-12 1905			
Relinquished by:	Company:	Date/Time:	Received in Laboratory by:	Company:	Date/Time:
				TAL	1-31-12 1905

©2008, TestAmerica Laboratories, Inc. All rights reserved.
TestAmerica & Design ™ are trademarks of TestAmerica Laboratories, Inc.

TAL-0018 (1008)

Chain of Custody Record

TestAmerica
THE LEADER IN ENVIRONMENTAL TESTING

TestAmerica Laboratory location: CANTON, OH
Regulatory program: ☐ DW ☐ NPDES ☐ RCRA ☐ Other

TestAmerica Laboratories, Inc.

Client Contact				
Company Name: EQM	Client Project Manager: JOHN MILLER	Site Contact: ERIK CORBIN	Lab Contact: MARK LOEB	COC No: SAS01312 B
Address: 1800 CARILLON BLVD	Telephone: (513) 825-7500/FAX 7495	Telephone: SAME	Telephone: (330) 497-9396	2 of 2 COCs
City/State/Zip: CINCINNATI, OH 45240	Email: ECORBIN@EQM.COM			
Phone: (513) 825-7500				
Project Name: RVAAP 66 (OH)	Method of Shipment/Carrier: LAB PICKUP			
Project Number: 30174.0016	Shipping/Tracking No: N/A			
PO #				

Analysis Turnaround Time (in BUS days): TAT if different from below ____ PER SOW: ☒ 3 weeks ☐ 2 weeks ☐ 1 week ☐ 2 days ☐ 1 day

For lab use only: Walk-in client ☐ Lab pickup ☐ Lab sampling ☐ Job/SDG No.

Sample Identification (01/31/12 PH)	Sample Date	Sample Time	Matrix: Air	Aqueous	Sediment	Solid	Other:	Containers & Preservatives: H2SO4	HNO3	HCl	NaOH	ZnAc/NaOH	Unpres	Other:	Filtered Sample (Y/N)	Composite (C/Grab)	Analyses: VOC - 8260	SVOC - 8270 * SPECIAL LIST	PEST 8081	PCB 8082	EXPLO 8330	PROPELLANTS	CYANIDE 9012	NO2/NO3	METALS 6010/6020 7470	SVOC - 8270 **	Sample Specific Notes / Special Instructions:
FWGLL4 MW-199C-1863-GW	01/31/12	1546		X						3			7		N	G	X	X	X		X	X					COOLER ID - P25
FWGLL4 MW-199C-1863-GF	01/31/12	1546		X					1						Y	G									X		COOLER ID - P25
FWGLL6 MW-005C-1865-GW	01/31/12	1709		X									2					~~X~~ PH								X	COOLER ID - 727
FWGLL6 MW-005C-1865-GF	01/31/12	1709		X					1																		COOLER ID - 727

PAH

Possible Hazard Identification: ☒ Non-Hazard ☐ Flammable ☐ Skin Irritant ☐ Poison B ☐ Unknown

Sample Disposal (A fee may be assessed if samples are retained longer than 1 month): ☐ Return to Client ☒ Disposal By Lab ☐ Archive For ____ Months

Special Instructions/QC Requirements & Comments:
METALS ARE FIELD FILTERED
TEMPS MAY NOT MEET REQUIREMENTS IF SAMPLE COLLECTION IS CLOSE TO LAB PICKUP

** SVOC = NITROAROMATICS, PHTHALATES + PAH

ALL VOCS IN COOLER ID: E115

* SVOC = NITROAROMATICS, PHTHALATES

Relinquished by:	Company:	Date/Time:	Received by:	Company:	Date/Time:
Erik Corbin	EQ	1/31/12 1800	R Cobar	TAL-NC	1-31-12-1800
R Cobar	TAL-NC	1-31-12-1905			
			Received in Laboratory by: [signature]	TAL	1-31-12 1905

©2008, TestAmerica Laboratories, Inc. All rights reserved.
TestAmerica & Design ™ are trademarks of TestAmerica Laboratories, Inc.

TAL-0018 (1008)

TestAmerica Cooler Receipt Form/Narrative **Lot Number:**_____
North Canton Facility

Client EQM Project RVAAP By: Jerry Burns
Cooler Received on 1/31/12 Opened on 2/1/12 (Signature)
FedEx UPS DHL FAS Stetson Client Drop Off TestAmerica Courier Other_____
TestAmerica Cooler # _____ Multiple Coolers Foam Box Client Cooler Other _____

1. Were custody seals on the outside of the cooler(s)? Yes No Intact? Yes No NA
   If YES, Quantity 1 each Quantity Unsalvageable_____
   Were custody seals on the outside of cooler(s) signed and dated? Yes No NA
   Were custody seals on the bottle(s)? Yes No
   If YES, are there any exceptions? _____
2. Shippers' packing slip attached to the cooler(s)? Yes No
3. Did custody papers accompany the sample(s)? Yes No Relinquished by client? Yes No
4. Were the custody papers signed in the appropriate place? Yes No
5. Packing material used: Bubble Wrap Foam None Other _____
6. Cooler temperature upon receipt _____ °C See back of form for multiple coolers/temps
   METHOD: IR Other _____
   COOLANT: Wet Ice Blue Ice Dry Ice Water None
7. Did all bottles arrive in good condition (Unbroken)? Yes No
8. Could all bottle labels be reconciled with the COC? Yes No
9. Were sample(s) at the correct pH upon receipt? Yes No NA
10. Were correct bottle(s) used for the test(s) indicated? Yes No
11. Were air bubbles >6 mm in any VOA vials? Yes No NA
12. Sufficient quantity received to perform indicated analyses? Yes No
13. Was a trip blank present in the cooler(s)? Yes No Were VOAs on the COC? Yes No

Contacted PM _____ Date _____ by _____ via Verbal Voice Mail Other
Concerning

14. CHAIN OF CUSTODY

The following discrepancies occurred:
COC = FWGW3mw-241C-1861-GF, Label = FWGW3mw-241C-1861-GW; COC = FWGW3mw-242C-1862-GF Label = FWGW3mw-242C-1862-GW - will log IDs per COC (samples field filtered)

15. SAMPLE CONDITION

Sample(s) _____ were received after the recommended holding time had expired.
Sample(s) _____ were received in a broken container.
Sample(s) _____ were received with bubble >6 mm in diameter. (Notify PM)

16. SAMPLE PRESERVATION

Sample(s) _____ were further preserved in Sample Receiving to meet recommended pH level(s). *Nitric Acid Lot# 110410-HNO_3; Sulfuric Acid Lot# 041911-H_2SO_4; Sodium Hydroxide Lot# 121809 -NaOH; Hydrochloric Acid Lot# 041911-HCl; Sodium Hydroxide and Zinc Acetate Lot#* 100108-*$(CH_3COO)_2ZN$/NaOH.* What time was preservative added to sample(s)? _____

Client ID	pH	Date	Initials
245C-GW	<2	2/1/12	TB
+ GF	<2		
Dup 2-GW	<2		
+ GF	<2		
187C-GF	<2		
242C-GW	<2		
+ GF	<2		
246C-GW	<2		

TestAmerica Cooler Receipt Form/Narrative
North Canton Facility

Client ID	pH	Date	Initials
246C-GF	<2	2/1/12	TB
004-GF	<2		
DUP-GF	<2		
002-GW + GF	<2 <2 <2 <2 <2 <2		
002C-GF	<2		
RinseZ-GW	<2 <2		
005C-GF	<2		
064C-GF	<2		
241C-GW	<2		
242C-GW	<2		
199C-GP	<2		
005C-GF	<2		

Cooler #	Temp. °C	Method	Coolant

Discrepancies Cont'd:

TestAmerica Multiple Cooler Receipt Form/Narrative Lot Number: _____
North Canton Facility

Cooler #	Temp °C	Method	Coolant	Comments
114	2.1	IR	ice	
TS2	1.8			
185	2.6			
5-1	1.8			
404	2.8			
14015	1.7			
E-120	2.5			
A1	2.4			
123	2.8			
M12	3.3			
C111	2.3			
C222	1.8			
E115	0.2			
C10	0.6			
183	1.8			
220	2.2			
PZ5	1.9			
727	2.4			
173	2.9			

Login Sample Receipt Checklist

Client: Environmental Quality Mgt., Inc.

Job Number: 240-8137-1

Login Number: 8137

List Source: TestAmerica North Canton

List Number: 1

Creator: Livengood, Chris

Question	Answer	Comment
Radioactivity either was not measured or, if measured, is at or below background	N/A	
The cooler's custody seal, if present, is intact.	True	
The cooler or samples do not appear to have been compromised or tampered with.	True	
Samples were received on ice.	True	
Cooler Temperature is acceptable.	True	
Cooler Temperature is recorded.	True	2.1 1.8 2.6 1.8 2.8 1.7 2.5 2.4 2.8 3.3 2.3 1.8 0.2 0.6 1.8 2.2 1.9 2.4 2.9
COC is present.	True	
COC is filled out in ink and legible.	True	
COC is filled out with all pertinent information.	True	
Is the Field Sampler's name present on COC?	True	
There are no discrepancies between the sample IDs on the containers and the COC.	True	
Samples are received within Holding Time.	True	
Sample containers have legible labels.	True	
Containers are not broken or leaking.	True	
Sample collection date/times are provided.	True	
Appropriate sample containers are used.	True	
Sample bottles are completely filled.	True	
Sample Preservation Verified.	True	
There is sufficient vol. for all requested analyses, incl. any requested MS/MSDs	True	
VOA sample vials do not have headspace or bubble is <6mm (1/4") in diameter.	True	
Multiphasic samples are not present.	True	
Samples do not require splitting or compositing.	True	
Residual Chlorine Checked.	N/A	

Appendix I

Ravenna, OH Data Review Checklist

Project Number: 030174.0016 **SDG**: 240-8137-1 R1
Sample Event: January 2012 **Analysis**: SW846 8260B
Data Reviewer/Date: Angye Dragotta/ May 8, 2012

Review Questions:	Yes	No	N/A	Comments	Qual/Criteria
1. Did Chain-of-Custody information agree with laboratory report?	X				
2. Were samples preserved properly and received in good condition?	X				QAPP Table 5-1,
3. Were holding times met?	X				*QAPP Table 5-1,* J/UJ/R
4. Were sample storage requirements met?	X				*QAPP Table 5-1,*
5. Were all QAPP addendum-specified target analytes reported?	X				QAPP Table 4-5
6. Was the GC/MS system tuned with bromofluorobenzene (BFB) during each 12 hour shift (prior to ICAL and Cal Ver.)?	X				QSM Table F-4
7. Calibration					
7a. Did the initial calibration curve consist of 5 concentration levels?	X			Instrument A3UX10–February 1, 2012	QSM Table F-4 R
7b. Did the Calibration Check Compounds (CCCs) (see Table 1 below) relative standard deviations (%RSD) ≤ 30%?	X				QSM *Table F-4* R
7c. Were the minimum response factors (RFs) for the System Performance Check Compounds (SPCCs) (see Table 2 below) met?	X				QSM *Table F-4*
7d. Did target analytes with an average calibration type have an RSD ≤ 15%?	X				QSM *Table F-4* 15% <RSD< 20% = J/UJ
7e. IF the RSD was >15% was a different calibration option used?	X				
7f. If a linear regression curve was used, was the correlation coefficient r>0.995?	X			Acetone and styrene used a linear fit with r>0.995.	QSM *Table F-4* R<0.99=-J/R
7g. If a non-linear regression was used, was the COD r≥0.99, with a minimum of 6 points for second order and 7 points for third order?			X		QSM *Table F-4* R<0.99=-J/R
8. Was a LOD Level Verification performed quarterly for each reported analyte with detected results?	X			2/2/12 @ 1823	QSM *Table F-4 and section D.1.2.1*
9. Was a MRL Level Verification run at the beginning and end of every daily sequence or every 12 hours?	X				

Ravenna, OH Data Review Checklist

Project Number: 030174.0016 **SDG**: 240-8137-1 R1
Sample Event: January 2012 **Analysis**: SW846 8260B
Data Reviewer/Date: Angye Dragotta/ May 8, 2012

Review Questions:	Yes	No	N/A	Comments	Qual/Criteria
10. Were the QC/MRL recoveries within 70-130%?	X			The opening MRL analyzed 2/3/12 at 1111 recovered above control limits of 70-130% for methylene chloride at 315%. The closing MRL check analyzed 2/3/12 at 2020 recovered above limits of 70-130% for methylene chloride at 184%, chloroethane at 139% and bromomethane at 134%. The detected methylene chloride results for samples FWGTEAM1-TRIP, FWGTEAM2-TRIP and FWGTEAM3-TRIP were qualified as estimated, "J". No qualifiers were required for the chloroethane and bromomethane outliers as there were no detected concentrations reported for these analytes.	Louisville Supplement to the DOD QSM
11. Was a second source verification (ICV) analyzed? Were results 80-120%?	X			2/1/12 @1200	QSM Table F-4 J=<80% and >120%
12. Was a CCV run daily prior to analysis and every 12 hours of analysis time?	X			2/3/12 @ 1049	QSM Table F-4
12a. Were the average response factors (RFs) for the System Performance Check Compounds (SPCCs) (see Table 2 below) met?	X				QSM *Table F-4*
12b. Were all target analytes $\leq$ 20%D?	X				QSM Table F-4 %D <20% = J/UJ
13. Were the internal standards added to every sample?	X				QSM Table F-4
13a. Was the EICP area between -50% and +100% of the ICAL mid-point standard?	X				QSM Table F-4 R
13b. Were the retention times for all IS compounds within $\pm$30 seconds from the RT of the mid-point standard in the ICAL?	X				QSM Table F-4 J/UJ
14. Were the retention times for target analytes within $\pm$0.06 RRT units from the RT of the mid-point standard in the ICAL or the most recently updated RRT for all samples?	X				QSM Table F-4 J
15. Was a method blank prepared and analyzed with each batch?	X				QSM Table F-4
15a. Were target analytes detected in the method blank >1/2 the MRL >RL for common contaminants?	X			Checked by ADR. Methylene chloride was detected in the method blank at 2.48 ug/L. The methylene chloride results for samples FWGTEAM1-TRIP, FWGTEAM2-TRIP and FWGTEAM3-TRIP were qualified, "B".	QSM Table F-4 <5/10X =B
16. Was a field blank (equipment and/or trip) collected and analyzed?	X			FWGEQUIPRinse2-1895-GW, FWGTEAM1-TRIP, FWGTEAM2-TRIP and FWGTEAM3-TRIP	

Ravenna, OH Data Review Checklist

Project Number: 030174.0016 **SDG**: 240-8137-1 R1
Sample Event: January 2012 **Analysis**: SW846 8260B
Data Reviewer/Date: Angye Dragotta/ May 8, 2012

Review Questions:	Yes	No	N/A	Comments	Qual/Criteria
16a. Were target analytes detected in the field blank >1/2 the MRL >RL for common contaminants?		X		Checked by ADR. Methylene chloride was detected in FWGTEAM1-TRIP at 0.66ug/L, FWGTEAM2-TRIP at 0.74ug/L and FWGTEAM3-TRIP at 0.71ug/L. FWGEQUIPRinse2-1895-GW had acetone detected at 20ug/L and 2-butanone at 1.1ug/L. No qualifications were made as there were no detected methylene chloride, 2-butanone or acetone results for the associated field samples.	QSM Table F-4 <5/10X =B
17. Was a LCS prepared and analyzed with each batch?	X				QSM Table F-4
17a. Were the LCS recoveries within limits specified in Table G-5 of the DoD QSM?	X			ADR checked section;	QSM Table F-4, Table G-5 J/UJ
18. Was a MS/MSD prepared with each batch?	X				*QSM Table F-4*
18a. Were the MS/MSD recoveries within limits specified in Table G-4 of the DoD QSM with an RPD <30%?	X			ADR checked section;	QSM Table F-4, Table G-5 J/UJ Parent sample only
19. Was a field duplicate analyzed?	X			Checked by ADR. FWGLL12mw-DUP2-1891-GW was a field duplicate for sample FWGLL12mw-245c-1872-GW and FWGSCFmw-DUP4-1893-GW was a field duplicate for sample FWGSCFmw-004c-1886-GW.	*QSM Table F-4,*
19a. Were the field duplicates RPDs within ±30%?			X	Checked by ADR. No detected results were reported.	*QSM Table F-4,* RPD >30=J *Parent sample only*
20. Were surrogate recoveries within control limits specified in the DOD QSM?	X				QSM Tables F-4 & G-3 >150%=J; 10% - 50%=J/UJ; <10%=J/R

References:
DoD Quality Systems Manual (QSM), version 4.1, October 2010

Louisville DoD Quality Systems Manual Supplement (LS), Version 1 March 2007

Final Facility Wide Groundwater Monitoring Program, RVAAP-66 Facility Wide Groundwater Quality Assurance Project Plan (QAPP) Addendum for the Ravenna Army Ammunition Plant, Ravenna, OH, Environmental Quality Management, January 2012

Final Facility Wide Quality Assurance Project Plan for Environmental Investigations Groundwater for the Ravenna Army Ammunition Plant, Ravenna, OH, SAIC, February 2011
Additional Comments:

Ravenna, OH Data Review Checklist

Project Number: 030174.0016
Sample Event: January 2012
Data Reviewer/Date: Angye Dragotta/ May 8, 2012

SDG: 240-8137-1 R1
Analysis: SW846 8260B

Table1- CCCs

Analyte
1,1-Dichloroethene
Chloroform
1,2-Dichloropropane
Toluene
Ethylbenzene
Vinyl chloride

Bromoform

Table 2- SPCCs

Analyte	Minimum RF
Chloromethane	0.10
1,1-Dichlorethane	0.10
	0.10
Chlorobenzene	0.30
1,1,2,2-Tetrachloroethane	0.30

Ravenna, OH Data Review Checklist

Project Number: 030174.0016 **SDG**: 240-8137-1 R1
Sample Event: January 2012 **Analysis**: SW846 8270
Data Reviewer/Date: Angye Dragotta/ May 8, 2012

Review Questions:	Yes	No	N/A	Comments	Qual/Criteria
1. Did Chain-of-Custody information agree with laboratory report?	X				
2. Were samples preserved properly and received in good condition?	X				QAPP Table 5-1,
3. Were holding times met?	X				*QAPP Table 5-1,* J/UJ/R
4. Were sample storage requirements met?	X				*QAPP Table 5-1,*
5. Were all QAPP-specified target analytes reported?	X				QAPP Table 4-6
6. Was the GC/MS system tuned each 12 hour shift (prior to ICAL and Cal Ver.)?	X				QSM Table F-4
7. Initial Calibration					
7a. Did the initial calibration curve consist of 5 concentration levels?	X			Instrument HP9–2/1/12 Instrument HP9–2/14/12	QSM Table F-4 R
7b. Did the Calibration Check Compounds (CCCs) (see Table 1 below) relative standard deviations (%RSD) ≤ 30%?	X				QSM *Table F-4* R
7c. Were the minimum response factors (RFs) for the System Performance Check Compounds (SPCCs) (see Table 2 below) ≤0.050?	X				QSM *Table F-4*
7d. Were all other target analytes reported with an avg response have an RSD ≤ 15%?	X				QSM *Table F-4* 15% <RSD< 20% = J/UJ
7e. IF the RSD was >15% was a different calibration option used?	X				
7f. If a linear regression curve was used, was the correlation coefficient r>0.995?	X				QSM *Table F-4* R<0.99=-J/R
7g. If a non-linear regression was used, was the COD r≥0.99, with a minimum of 6 points for second order and 7 points for third order?	X			2/1/12 Benzoic acid and 2,4 dinitrophenol used a quadratic fit 2/14/12 Benzoic acid, 4,6-dinitro-2-methylphenol, and pentachlorophenol used a quadratic fit	QSM *Table F-4* R<0.99=-J/R
8. Was a LOD Level Verification performed quarterly for each reported analyte?	X			2/9/11	QSM Table F-4 and section D.1.2.1
9 Was a breakdown check run at the beginning of every 12 hours with DDT degradation <20% and tailing factors of benzidine and pentachlorophenol ≤2?	X			No tailing information provided, so no evaluation could be made.	QSM Table F-4 R

Ravenna, OH Data Review Checklist

Project Number: 030174.0016 **SDG**: 240-8137-1 R1
Sample Event: January 2012 **Analysis**: SW846 8270
Data Reviewer/Date: Angye Dragotta/ May 8, 2012

Review Questions:	Yes	No	N/A	Comments	Qual/Criteria
10. Was a MRL Level Verification run at the beginning and end of every daily sequence or every 12 hours with recoveries 70-130%?				The closing MRL analyzed 2/9/12 at 1700 recovered below control limits of 70-130% for 4,6-dinitrophenol at 55% and 2,4-dintrophenol at 49%. An MDL check was analyzed with acceptable results so the bracketed 4,6-dinitrophenol and 2,4-dintrophenol results were qualified as estimated, "UJ".	Louisville Supplement to the DOD QSM
11. Was a second source verification (ICV) analyzed? Were results 80-120%?	X X			2/3/12 @ 1006 2/15/12 @1022	QSM Table F-4 J=<80% and >120%
12. Was a CCV run daily prior to analysis and every 12 hours of analysis time?	X			2/9/12 @ 0823 2/15/12, @ 0940, 1000, 2/16/12 @ 0925, 0954,	QSM Table F-4
12a. Were the average response factors (RFs) for the System Performance Check Compounds (SPCCs) ≥0.050?	X				QSM *Table F-4*
12b. Were all target analytes ≤ 20%D?	X			2/9/12-The CCV analyzed 2/9/12 recovered above control limits with a %D of 26.3% for 4-nitrophenol. No qualifications were made as there were no reported 4-nitrophenol concentrations for the associated field samples. 2/15/12-The CCV analyzed 2/15/12 recovered above control limits with a %D of 21.2% for 4-nitrophenol. No qualifications were made as there were no reported 4-nitrophenol concentrations for the associated field samples.	QSM Table F-4 %D <20% = J/UJ
13. Were the internal standards added to every sample?	X				QSM Table F-4
13a. Was the EICP area between -50% and +100% of the ICAL mid-point standard?	X				QSM Table F-4 R
13b. Were the retention times for all IS compounds within ±30 seconds from the RT of the mid-point standard in the ICAL?	X				QSM Table F-4 J/UJ
14. Were the retention times for target analytes within ±0.06 RRT units from the RT of the mid-point standard in the ICAL or the most recently updated RRT for all samples?	X				QSM Table F-4 J
15. Was a method blank prepared and analyzed	X				QSM Table F-4

Ravenna, OH Data Review Checklist

Project Number: 030174.0016 **SDG**: 240-8137-1 R1
Sample Event: January 2012 **Analysis**: SW846 8270
Data Reviewer/Date: Angye Dragotta/ May 8, 2012

Review Questions:	Yes	No	N/A	Comments	Qual/Criteria
with each batch?					
15a. Were target analytes detected in the method blank >1/2 the MRL >RL for common contaminants?		X		Checked by ADR.	QSM Table F-4 <5/10X =B
16. Was a field blank (equipment and/or trip) collected and analyzed?	X			FWGEQUIPRinse2-1895-GW	
16a. Were target analytes detected in the field blank >1/2 the MRL >RL for common contaminants?		X		Checked by ADR. bis (2-ethylhexyl)phthalate was detected in FWGEQUIPRinse2-1895-GW at 0.95ug/L. The bis (2-ethylhexyl)phthalate results for samples FWGLL12mw-182c-1868-GW, FWGLL12mw-DUP2-1891-GW, FWGLL12mw-242c-1871-GW, FWGSCFmw-DUP4-1893-GW, FWGCBPmw-002c-1876-GW, FWGLL1mw-065c-1858-GW, FWGLL3mw-241c-1861-GW and FWGLL3mw-242c-1862-GW were qualified, "B" as the sample results were <10x equipment rinse contamination.	QSM Table F-4 <5/10X =B
17. Was a LCS prepared and analyzed with each batch?	X				QSM Table F-4
17a. Were the LCS recoveries within limits specified in Table G-6 of the DoD QSM?	X			ADR checked section;	QSM Table F-4, Table G-6 J/UJ
18. Was a MS/MSD prepared with each batch?	X				
18a. Were the MS/MSD recoveries within limits specified in Table G-6 of the DoD QSM with an RPD <30%?	X			ADR checked section; Matrix spike analysis was performed on sample FWGSCFmw-002-1885-GW. The MSD recovered below the lower control limit (LCL) of 55% for benzo(a) pyrene at 46% .The MS/MSD RPD was above control limits of 30% for acenaphthene and , acenaphthylene at 39%, benzo(b) fluoranthene, diethyl phthalate and dimethyl phthalate at 32%, benzo(b) fluoranthene at 38%, benzo(g,h,i) perylene and indeno(1,2,3-cd)pyrene at 34%, benzo(a) pyrene, bis(2-ethylhexyl)phthalate, fluorene and chrysene at 35%, dibenz(a,h)anthracene at 33%, di-n-octyl phthalate at 37%, naphthalene at 41% and nitrobenzene at 53%.. The benzo(a) pyrene, naphthalene and nitrobenzene results for sample FWGSCFmw-002-1885-GW were qualified as estimated, "UJ". No other qualifications were made for the other RPD outliers as all other QC was within control limits.	QSM Table F-4, Table G-6 J/UJ Parent sample only
19. Was a field duplicate analyzed?	X			Checked by ADR. FWGLL12mw-DUP2-1891-GW was a field duplicate for sample FWGLL12mw-245c-1872-GW and FWGSCFmw-DUP4-1893-GW was a field duplicate for sample FWGSCFmw-004c-1886-GW.	

Ravenna, OH Data Review Checklist

Project Number: 030174.0016 **SDG**: 240-8137-1 R1
Sample Event: January 2012 **Analysis**: SW846 8270
Data Reviewer/Date: Angye Dragotta/ May 8, 2012

Review Questions:	Yes	No	N/A	Comments	Qual/Criteria
19a. Were the field duplicates RPDs within ±50%?	X			Checked by ADR. The bis(2-ethylhexyl)phthalate RPD was above control limits of 50% for the lab duplicates analyzed on samples FWGLL12mw-245c-1872-GW and FWGSCFmw-004-1893-GW at 200%. The bis(2-ethylhexyl)phthalate results for FWGSCFmw-004-1886-GW, FWGSCFmw-DUP4-1893-GW, FWGLL12mw-DUP2-1891-GW and FWGLL12mw-245c-1872-GW were qualified as estimated, "J/UJ".	*QSM Table F-4,* RPD >50=J *Parent sample only*
20. Were surrogate recoveries within control limits specified in the DOD QSM?	X				QSM Tables F-4 & G-3 >150%=J; 10% - 50%=J/UJ; <10%=J/R

References:
DoD Quality Systems Manual (QSM), version 4.1, October 2010
Louisville DoD Quality Systems Manual Supplement (LS), Version 1 March 2007
Final Facility Wide Groundwater Monitoring Program, RVAAP-66 Facility Wide Groundwater Quality Assurance Project Plan (QAPP) Addendum for the Ravenna Army Ammunition Plant, Ravenna, OH, Environmental Quality Management, January 2012
Final Facility Wide Quality Assurance Project Plan for Environmental Investigations Groundwater for the Ravenna Army Ammunition Plant, Ravenna, OH, SAIC, February 2011

Table 1: CCCs *(All analytes if CCCs not included in standard)*

Base / Neutral Compounds	Acid Compounds
Acenaphthalene	4-Chloro-3-methylphenol
1,4-Dichlorobenzene	2,4-Dichlorophenol
Hexachlorobutadiene	2-Nitrophenol
N-Nitrosodiphehylamine	Phenol
Di-n-octylphthalate	Pentachlorophenol
Fluoroanthene	2,4,6-Trichlorophenol
Benzo(a)pyrene	

Table 2: SPCCs -

N-Nitroso-di-n-propylamine	0.050
Hexachlorocyclopentadiene	0.050
2,4-Dinitrophenol	0.050
4-Nitrophenol	0.050

Ravenna, OH Data Review Checklist

Project Number: 030174.0016 **SDG**: 240-8137-1 R1
Sample Event: January 2012 **Analysis**: SW846 8081A
Data Reviewer/Date: Angye Dragotta/ May 8, 2012

Review Questions:	Yes	No	N/A	Comments	Qual/Criteria
1. Did Chain-of-Custody information agree with laboratory report?	X				
2. Were samples preserved properly and received in good condition?	X				QAPP Table 5-1, NELAC
3. Were holding times met?	X				QAPP Table *5-1* J/UJ/R
4. Were sample storage requirements met?	X				QAPP Table *5-1*
5. Were all QAPP-specified target analytes reported?	X				QAPP Table 4-3
6. Was a DDT standard analyzed every 12 hours? Was the DDT %breakdown < 15%?	X				QSM Table F-2 >15%=J/R
7. Was an endrin standard analyzed every 12 hours? Was the endrin %breakdown <15%?	X			2/4/12, 2/5/12, 2/15/12, and 2/16/12	QSM Table F-2 >15%=J/R
8. Initial Calibration					
8a. Does the initial calibration curve consist of 5 concentration levels?		X		Instrument A2HP9 2/4/12,2/15/12 2/4/12 (tox,)	QSM Table F-2 R
8a. Were the %RSDs for each analyte $\leq$ 20%? OR was the average %RSD $\leq$ 20% with the r^2 >0.990?	X			2/4/12-Beta-BHC, aldrin, heptachlor epoxide, alpha-chlordane, endosulfan I, dieldrin, endrin, endosulfan II, endosulfan sulfate, endrin ketone, TCMX and DCB used a linear fit on CLP-1 4,4-DDD used a quadratic fit and TCMX and DCB used a linear fit on CLP-2. 2/15/12-TCMX used a linear fit on CLP-1. 4,4'-DDT, alpha-BHC and DCB used a linear fit on CLP-2	QSM Table F-2 RSD>20% or r<0.99=J/R
9. Was a LOD Level Verification performed once per quarter with all target analytes detected?	X			11/15/11	QSM Table F-2 R
10. Was a MRL Verification performed at the beginning and end of the sequence or every 12 hours with results within 70-130%?	X			The opening MRL analyzed 2/5/12 recovered above upper control limits (UCL) of 130% for 4,4'-DDD at 170%. The closing MRL analyzed 2/5/12 recovered above upper control limits (UCL) of 130% for 4,4'-DDD at 204% on CLP-1 . The closing MRL analyzed 2/16/12 recovered above upper control limits for endrin aldehyde at 146% on CLP-1 and for endrin ketone on CLP1 at 148%. No qualifications were made for these outliers as there were no reported concentrations for the bracketed field samples. The MRL was not spiked for toxaphene. The toxaphene results were qualified as unusable, "R".	LCG >UL=J; <LL=J/UJ/R
11. Was a second source (ICV) verification analyzed after the ICAL? Were results 80-120%?	X				QSM Table F-2 >120%=J; <80%=J/UJ
12. Was a CCV run every 12 hours or at		X		2/5/12 @0457, 2050, 2226 , 2/16/12 @1853, and 2257	QSM Table F-2

Ravenna, OH Data Review Checklist

Project Number: 030174.0016 **SDG**: 240-8137-1 R1
Sample Event: January 2012 **Analysis**: SW846 8081A
Data Reviewer/Date: Angye Dragotta/ May 8, 2012

Review Questions:	Yes	No	N/A	Comments	Qual/Criteria
the beginning and end of the analytical run with the %D for all target analytes ≤20%?				2/5/12(tox) @ 1145, 2/16/12@1917, 2/17/12 @ 0442 The CCV analyzed 2/5/12 @ 0457 had %D above 20% for 4,4'-DDD at 23.1%(CLP-1) and 35.6% (CLP-2). The CCV analyzed 2/5/12 @ 0921 had %D above 20% for 4,4'-DDD at 34.2%(CLP-1) and 42.4% (CLP-2), methoxychlor at 30.7%(CLP-1) and TCMX at 28.4%(CLP-1). The CCV analyzed 2/16/12 @ 2257 had %D above 20% methoxychlor at 28.1%(CLP-2) No qualifications were made as there were no detected concentrations of 4,4'-DDD or methoxychlor in the associated field samples.	>120%=J; <80%=J/UJ 4
13. Was a method blank prepared and analyzed with each batch?	X				QSM Table F-2
14. Were target analytes detected> ½ the RL?					QSM Table F-2 <5x=B
15. Was a field blank collected and analyzed?	XX				
16. Were target analytes detected in the field blank analyses >1/2 the MRL?		X			QSM Table F-2 <5x=B
17. Was an LCS prepared and analyzed with each batch?	X			Toxaphene was not spiked for the LCS. Toxaphene results were qualified as unusable, "R".	QSM Table F-2
18. Were the LCS recoveries within limits specified in QSM Table G-14?	X			Checked by ADR.	QSM Table G-14 >UL=J; <LL=J/UJ/R
19. Was a MS/MSD pair prepared with each batch?	X				QSM Table F-2
20. Was the MS/MSD parent a Ravenna sample?	X			The parent spiked for MS/MSD analysis was sample FWGSCFmw-002-1885-GW.	
21. Were MS/MSD recoveries and RPD within limits specified in QSM Table G-14?	X			Checked by ADR.	QSM Table F-2 Pj with >UL=J; <LL=J/UJ/R
22. Were surrogate recoveries as specified in QSM table G-3?		X		The surrogate, TCMX, recovered above control limits of 25-140% in sample FWGLL3mw-242c-1862-GW. No qualifications were made as there were no detected concentrations reported for sample FWGLL3mw-242c-1862-GW	QSM Table F-2 >LL=J; <LL=UJ/J/R
23. Was a field duplicate analyzed? Were the RPDs ≤50%?			X	Checked by ADR. Not evaluated as there were no detected concentrations reported for the field duplicate samples.	RPD >50=J parent sample only
24. Were all positive results verified by a second column confirmation? Were the RPD's ≤ 40?			X	No confirmation was required as there were no detected results reported for the field samples.	QSM Table F-2 >40 RPD=J

References:
DoD Quality Systems Manual (QSM), version 4.1, October 2010

Ravenna, OH Data Review Checklist

Project Number: 030174.0016
Sample Event: January 2012
Data Reviewer/Date: Angye Dragotta/ May 8, 2012

SDG: 240-8137-1 R1
Analysis: SW846 8081A

Louisville DoD Quality Systems Manual Supplement (LS), Version 1 March 2007

Final Facility Wide Groundwater Monitoring Program, RVAAP-66 Facility Wide Groundwater Quality Assurance Project Plan (QAPP) Addendum for the Ravenna Army Ammunition Plant, Ravenna, OH, Environmental Quality Management, January 2012

Final Facility Wide Quality Assurance Project Plan for Environmental Investigations Groundwater for the Ravenna Army Ammunition Plant, Ravenna, OH, SAIC, February 2011

Additional Comments:

Ravenna, OH Data Review Checklist

Project Number: 030174.0016 **SDG**: 240-8137-1 R1
Sample Event: January 2012 **Analysis** : SW846 8082
Data Reviewer/Date: Angye Dragotta/May 22, 2012

Review Questions:	Yes	No	N/A	Comments	Qual/Criteria
1. Did Chain-of-Custody information agree with laboratory report?	X				
2. Were samples preserved properly and received in good condition?	X			.	QAPP Table 5-1
3. Were holding times met?	X				QAPP Table 5-1 J/UJ/R
4. Were sample storage requirements met?	X				QAPP Table 5-1
5. Were all QAPP-specified target analytes reported?	X				QAPP Table 4-3
6. Calibration					
6a. Does the initial calibration curve consist of 5 concentration levels of Aroclors 1016 and 1260?	X			Instrument A2HP12; ICAL on 1/18/12 Stds = 0.05, 0.1, 0.2, 0.5, 1.0, 2.0	QSM Table F-2 R
6b. Was the % RSD ≤ 20%? or Were the r^2s >0.990?	X				QSM Table F-2 RSD>20% or r<0.99= J/R
7. Was a LOD Verification performed once per quarter? Were all target analytes detected?	X			11/15/11	QSM Table F-2 R
8. Was an MRL Level Verification performed at the beginning and end of the sequence or every 12 hours? Were the 70-130%?	X				LCG >UCL=J; <LCL=J/UJ/R;
9. Was a second source (ICV) verification performed after the ICAL? Werethe avg of all peaks for each aroclor 80-120%?	X			1/18/12	QSM Table F-2 >120%=J; <80%=J/ UJ/R
10. Were single standards of the other five Aroclors run to aid in pattern recognition and to determine a single point calibration factor?	X			All other aroclors calibrated.	Method 8082 Section 5.6.2
11. Was a CCV run every 12 hours?	X				QSM Table F-2
12. Was the % D ≤ 20 % for each analyte?		X		The CCV analyzed 2/4/12 @2151 had a %D above control limits of 20% at 30.!% for DCB (CLP-1) and 21.7% for PCB-1260 on CLP-2. No qualifications were made as there were no detected aroclor concentrations reported.	QSM Table F-2 D>20%(neg)=J/R D>20% (pos) =J
13. Was a method blank prepared and analyzed with each batch?	X			Section checked by ADR	QSM Table F-2
14. Were target analytes <1/2 the MRL?	X				QSM Table F-2 <5x = B

Ravenna, OH Data Review Checklist

Project Number: 030174.0016 **SDG**: 240-8137-1 R1
Sample Event: January 2012 **Analysis** : SW846 8082
Data Reviewer/Date: Angye Dragotta/May 22, 2012

Review Questions:	Yes	No	N/A	Comments	Qual/Criteria
15. Was an equipment blank collected and analyzed?	X				
16. Were target analytes in the field blank analyses (equipment) <1/2 the MRL?	X			Section checked by ADR	QSM Table F-2 <5x = B
17. Was an LCS prepared and analyzed with each batch?	X				QSM Table F-2
18. Were the LCS recoveries within limits specified in LCG Appendix C?	X			Section checked by ADR	QSM Table F-2, Table G-16 >UL=J; <LCL%=J/R/UJ;
19. Was a MS/MSD pair prepared with each batch?	X				LCG Table 3
20. Was the MS/MSD parent a Ravenna sample?	X				
21. Were MS/MSD recoveries and RPD within limits specified in the DOD QSM Table G-16?	X			Checked by ADR.	QSM Table F-2, Table G-16 >UL=J; <LCL%=J/R/UJ;
22. Was the surrogate spiked into all samples?	X				
23. Were surrogate recoveries As specified in table G-3 of the DoD QSM?		X		Checked by ADR. The surrogate, DCB, recovered below control limits of 40-135% on both the primary column for sample FWGLL12mw-187c-1870-GW at 39% The results for sample FWGLL12mw-187c-1870-GW were qualified as estimated, "UJ".	QSM Table F-2, Table G-3 >UCL=J; <LCL=J/UJ/R
24. Was a field duplicate analyzed? Were the RPDs <50%?			X	Checked by ADR. No detected concentrations were reported.	QSM Table F-2, RPD >50=J
25. Were all positive results verified by a second dissimilar column confirmation? Was the RPD ≤ 40?			X	No detected concentrations were reported.	QSM Table F-2, RPD>40=J

References:
DoD Quality Systems Manual (QSM), version 4.1, October 2010
Louisville DoD Quality Systems Manual Supplement (LS), Version 1 March 2007
Final Facility Wide Groundwater Monitoring Program, RVAAP-66 Facility Wide Groundwater Quality Assurance Project Plan (QAPP) Addendum for the Ravenna Army Ammunition Plant, Ravenna, OH, Environmental Quality Management, January 2012
Final Facility Wide Quality Assurance Project Plan for Environmental Investigations Groundwater for the Ravenna Army Ammunition Plant, Ravenna, OH, SAIC, February 2011

Ravenna, OH Data Review Checklist

Project Number: 030174.0016 **SDG**: 240-8137-1 R1
Sample Event: January 2012 **Analysis**: SW846 6010/6020/7470A
Data Reviewer/Date: Angye Dragotta/ May 22, 2012

Review Questions:	Yes	No	N/A	Comments	Qual/Criteria
1. Did Chain-of-Custody information agree with laboratory report?		X		Bottle received by the lab for metals analysis for sample FWGLL6mw-005c-1865-GF, but was not listed as an analysis on the COC. Metals was analyzed for as requested by EQ.	
2. Were samples preserved properly and received in good condition?	X				QAPP Table 5-1, NELAC
3. Were holding times met?	X				QAPP Table *5-1* J/UJ/R
4. Were sample storage requirements met?	X				QAPP Table *5-1*
5. Were all QAPP-specified target analytes reported?	X				QAPP Table 4-1
6. Was a LOD Verification performed once per quarter with all target analytes detected?	X			ICP and mercury, 12/16/11 ICPMS 12/19/11	DoD QSM Table F-8
7. Tuning (ICP MS Only)					
7a. Was a tune performed daily prior to calibration	X				DoD QSM Table F-8 R
7b. Mass Calibration <0.1 amu from true value	X				
7c. Resolution <0.9 amu full width at 10 % peak height	X				
7d. RSD <%5 for a miniumum of four replicate analyses	X				
8.Calibration	X				
8a. Was the ICAL performed daily with at least	X				DoD QSM Tables F-8 and F-7
3 standards and a blank for ICP	X			2/9/12 I6	
2 standards and a blank for ICP MS	X			2/10/12 I8	
5 standards and a blank for Hg	X			2/8/12 H4	
8b. Was the correlation coefficient r≥0.995 for each analyte?	X				DoD QSM Tables F-8 and F-7 r<0.995=J/R
8c. Was the ICV (second source verification) analyzed after the ICAL with results 90-110% of the true value?	X				DoD QSM Tables F-8 and F-7
8d. Was the ICB analyzed after the ICV with detected results <1/2 the MRL?	X			ICP The ICB analyzed 2/9/11 had magnesium detected at 169ug/L. The magnesium result for sample FWGEQUIPRinse-2-1895-GW was qualified "U" as the detected concentration was <5x the magnesium contamination.	DoD QSM Tables F-8 and F-7 < 5x = U

Ravenna, OH Data Review Checklist

Project Number: 030174.0016 **SDG**: 240-8137-1 R1
Sample Event: January 2012 **Analysis**: SW846 6010/6020/7470A
Data Reviewer/Date: Angye Dragotta/ May 22, 2012

Review Questions:	Yes	No	N/A	Comments	Qual/Criteria
Sample Analysis					
9. Was a MRL Level Verification performed at the beginning of the daily sequence? Were results 70-130%?	X			See additional comments	LS to the DoD QSM LCG >130%=J; <70%= J/UJ <65%=J/R
10. Were CCVs analyzed every 10 samples and at the end of the analytical sequence with results 90-110% of the true value?	X				DoD QSM Tables F-8 and F-7 >110%=J, <85%=J/R 90-85%=J/UJ;
11. Were the CCBs run every 10 samples and at the end of the analytical sequence? Were results <1/2 the MRL?	X			ICP The CCBs analyzed 2/9/11 had magnesium detected from 168ug/L to 173ug/L. The magnesium result for sample FWGEQUIPRinse-2-1895-GW was qualified "U" as the detected concentration was <5x the magnesium contamination. ICPMS The CCBs analyzed 2/10/12/11 had detected cadmium from 0.023ug/L to 0.070ug/L,. The cadmium results for samples FWGLL12mw-245c-1872-GF, FWGLL12mw-187c-1870-GF, FWGSCFmw-004-1886-GF, FWGSCFmw-002-1885-GF and FWGCBPmw-002c-1876-GF were qualified "U" as the detected concentrations were <5x the blank contamination.	DoD QSM Tables F-8 and F-7 <5x = U
12. Was an Interelement Check Standard run at the beginning of the analytical sequence and every 12 hours with the ICS recovery within 80 to 120% of true value for each element of interest (ICP and ICPMS only)?	X				DoD QSM Tables F-8 and F-7 >120%=J; 50-79%=J/UJ; <50%=Pj/R
13. Was a method blank prepared and analyzed with each batch?	X				DoD QSM Tables F-8 and F-7
14. Were target analytes <1/2 the MRL in the method blank?		X		ICP-The method blank from batch 240-33421 had magnesium detected at 213ug/L and from batch 240-33421, magnesium was detected at 196ug/L , The magnesium result for sample FWGEQUIPRinse2-1895-GW was qualified, "B".	DoD QSM Tables F-8 and F-7 <5x = B
15. Was a field blank collected and analyzed?	X				
16. Were target analytes reported in the field blank analyses >1/2 the MRL?	X			ADR checked section; ICP-The equipment rinse, FWGEQUIPRinse2-1895-GW, had magnesium detected at 170ug/L. No qualifications were required as the detected concentrations reported for magnesium were above 5x magnesium contamination.	DoD QSM Tables F-8 and F-7
17. Was a LCS prepared and analyzed with each batch?	X				DoD QSM Tables F-8 and F-7
18. Were the LCS recoveries within limits specified in LCG Appendix C?	X			Checked by ADR.	DoD QSM Tables G-18, F-8 and F-7

Ravenna, OH Data Review Checklist

Project Number: 030174.0016 **SDG**: 240-8137-1 R1
Sample Event: January 2012 **Analysis**: SW846 6010/6020/7470A
Data Reviewer/Date: Angye Dragotta/ May 22, 2012

Review Questions:	Yes	No	N/A	Comments	Qual/Criteria
					>120%=J; 70-79%=J/UJ; <70%=J/R
19. Was a matrix spike (MS) and lab duplicate sample prepared with each batch?	X				DoD QSM Tables F-8 and F-7
20. Was the MS and Lab Duplicate parent a Ravenna sample?	X			Sample FWGSCFmw-002c-1885-GF was used in evaluating matrix.	
21. Were the MS recoveries within 80-120%?	X			.	DoD QSM Tables G-18, F-8 and F-7 >120%=J; 70-79%=J/UJ; <70%=J/R All samples in batch
22. Was the lab sample duplicate RPD ≤ 20%?	X				DoD QSM Tables F-8 and F-7 >20% = J All samples in batch
23. Was a serial dilution performed, with the five fold dilution within ± 10% of the original result?	X			The serial dilution analyzed on sample FWGSCFmw-002c-1885-GF had an RPD of 25% for potassium. The potassium results for samples FWGSCFmw-002c-1885-GF, FWGLL12mw-187c-1870-GF, FWGLL12mw-242c-1871-GF, FWGLL12mw-246c-1873-GF, FWGSCFmw-004c-1886-GF, FWGSCFmw-DUP4-1893-GF, FWGCBPmw-002c-1876-GF, FWGEQUIPRinse2-1895-GW, FWGLL1mw-065c-1858-GF, FWGLL1mw-064c-1857-GF, FWGLL3mw-241c-1861-GF, FWGLL3mw-242c-1862-GF, FWGLL4mw-199c-1863-GF and FWGLL6mw-005c-1865-GF were qualified as estimated, "J".	DoD QSM Tables F-8 and F-7 >10% = J All samples in batch
24. Was a Post Digestion Spike analyzed as needed? Were results within 75-125%?	X				LCG Table 7 >125%=J; 30-75%=J/UJ; <30%=R
25. Was a field duplicate analyzed? Were the RPDs ± 50%?		X		Checked by ADR. ICP- The arsenic RPD was above control limits of 50% for the lab duplicate analyzed on sample FWGLL12mw-245c-1872-GF at 200%. The lead RPD was above control limits of 50% for the lab duplicate analyzed on sample FWGSCFmw-004-1893-GF at 200%. The lead results for FWGSCFmw-004-1886-GF, FWGSCFmw-DUP4-1893-GF and the arsenic results FWGLL12mw-DUP2-1891-GF and FWGLL12mw-245c-1872-GF were qualified as estimated, "J/UJ". ICPMS- The aluminum and cadmium RPDs were above control limits of 50% for the lab duplicate analyzed on sample FWGLL12mw-245c-1872-GF at 200% and 64%, respectively. The cadmium RPD was above control limits of 50% for the lab duplicate	QAPP Table 3-2 >30% = J parent sample only

Review Questions:	Yes	No	N/A	Comments	Qual/Criteria
				analyzed on sample FWGSCFmw-004-1893-GF at 200%. The aluminum results for FWGLL12mw-DUP2-1891-GF and FWGLL12mw-245c-1872-GF and the cadmium results for FWGSCFmw-004-1886-GF, FWGSCFmw-DUP4-1893-GF, FWGLL12mw-DUP2-1891-GF and FWGLL12mw-245c-1872-GF were qualified as estimated, "J/UJ".	
26. Were internal standards added to all ICPMS samples with intensity within 30-120% of the intensity of the ICAL internal standard?	X				DoD QSM Table F-8 >120%=J/R <20%=J

References:
DoD Quality Systems Manual (QSM), version 4.1, October 2010

Louisville DoD Quality Systems Manual Supplement (LS), Version 1 March 2007

Final Facility Wide Groundwater Monitoring Program, RVAAP-66 Facility Wide Groundwater Quality Assurance Project Plan (QAPP) Addendum for the Ravenna Army Ammunition Plant, Ravenna, OH, Environmental Quality Management, January 2012

Final Facility Wide Quality Assurance Project Plan for Environmental Investigations Groundwater for the Ravenna Army Ammunition Plant, Ravenna, OH, SAIC, February 2011

Additional Comments:

MRL verifications were analyzed at the LOQ for all methods. For 6010, all LOQs, with the exception of vanadium were greater than the Project Action Limits (PAL). For 6020 all LOQs were greater than the PAL with the exception of antimony and beryllium, in which case the PAL was equivalent to the LOQ. Per the Louisville Supplement (LS), MRLs should be set between 3x the MDL and ½ the PAL. The QAPP addendum allows for the MRL to be set at the PAL. In the instances where the LOQs were above the PAL, the laboratory DL was less than the PAL. This allows for detection of results (albeit qualified estimated) below PAL. The only time this is not the case is for calcium, magnesium and potassium. The LOQ for calcium, magnesium and potassium is 5000ug/L (PAL 100ug/L, 100ug/Land 200ug/L, respectively.) For the submitted samples, the reported concentrations of calcium, magnesium and potassium are

Ravenna, OH Data Review Checklist

Project Number: 030174.0016
Sample Event: January 2012
Data Reviewer/Date: Angye Dragotta/May 22, 2012

SDG: 240-8137-1 R1
Analysis: SW846 8330 Explosives

Review Questions:	Yes	No	N/A	Comments	QUAL/Criteria
1. Did Chain-of-Custody information agree with laboratory report?	X				
2. Were samples preserved properly and received in good condition?	X				QAPP Table 5-1
3. Were holding times met?	X				QAPP Table 5-1 J/UJ/R
4. Were sample storage requirements met?	X				QAPP Table 5-1
5. Were all QAPP-specified target analytes reported?	X				QAPP Table 4-3
6. Was a LOD Verification analyzed once per quarter with all target analytes detected?	X			LC10 1/25/12 @ 2044 LC12 1/27/2012 @ 0341	DoD QSM Table F-2 R
7.Calibration					
7a. Does the initial calibration curve consist of 5 concentration levels? (6 stds for quadratic curves)	X			LC10 1/25/12 LC12 1/27/12, 2 2/1/12	DoD QSM Table F-2 R
7b. Did all target analytes using avg response have an RSD $\leq$ 15% ?	X				
7c. If a linear regression curve was used, was the correlation coefficient r$\geq$0.995? (0.990 for Quadratic curve).			X		
7d. Did reanalysis of the low level standard after calibration, recover within 15%?	X			LC10 1/25/12@ 2044 LC12 01/27/12 @0341, 2/2/12 @0437,0543	
8. Was a second source verification (ICV) analyzed after the ICAL and all analytes 80-120%?	X			LC10 1/25/12@ 2125 LC12 01/27/12 @0446, 2/2/12 @0226	DoD QSM Table F-2 >120%=J; <80%= J/UJ;
Sample Analysis					
9. Was a CCV run at the beginning of the analytical sequence, every 10 samples and at the end of the analytical run with targets and surrogates recovering 80-120% of the true value?	X			LC10-02/9/12 @2014, 2/10/12 @ 0336, 1121 and 1845, 2/15/12 @ 1444, 2133 LC12 02/15/12 @1529, 02/16/12 @0233	DoD QSM Table F-2 J/UJ
10. Was a MRL Level verification run at the beginning and end of every daily sequence or every 12 hours? Was the %D < 30%?	X			LC10-02/9/12 @2054, 2/10/12 @ 0416, 1202 and 1925, 2/15/12 @ 1524, 2213 LC12 02/15/12 @1644, 02/16/12 @0339 The PETN MRL recovered above control limits of 117% on LC10 at 172% (0416), 126% (1202), 142%(1925), 143%(1524) and 129% (2213). No qualifications were made as there were no detected concentrations reported for PETN.	LCG Table 5 >30%=J

Ravenna, OH Data Review Checklist

Project Number: 030174.0016
Sample Event: January 2012
Data Reviewer/Date: Angye Dragotta/May 22, 2012

SDG: 240-8137-1 R1
Analysis: SW846 8330 Explosives

Review Questions:	Yes	No	N/A	Comments	QUAL/Criteria
11. Was a method blank prepared and analyzed with each batch?	X				DoD QSM Table F-2
12. Were target analytes in the method blank <1/2 the MRL?	X			Checked by ADR.	DoD QSM Table F-2 <5x = B
13. Was a field blank collected and analyzed?	X				
14. Were target analytes in the field blank analyses < ½ the MRL?				Checked by ADR.	DoD QSM Table F-2 <5x=B
15. Was a field duplicate analyzed? Were the RPDs ≤30%?	X X				RPD >30=J
16. Were all positive results confirmed with a second column confirmation? Were the RPDs ≤ 40%?		X		The 2,4-dinitrotoluene RPD was above control limits at 166% for sample FWGLL3mw-241c-1861-GW. The 2,4-dinitrotoluene result for sample FWGLL3mw-241c-1861-GW was qualified as estimated, "J".	DoD QSM Table F-2 RPD>40%=J
17. Was an LCS prepared and analyzed with each batch?	X				DoD QSM Table F-2
18. Were the LCS recoveries within limits specified in table G-12 of the DoD QSM?	X			Checked by ADR.	DoD QSM Table F-2 <UL=J; 30-LL=J/UJ; <30%=J/R
19. Was a MS/MSD or MS and sample duplicate prepared with each batch?	X				DoD QSM Table F-2
20. Were MS/MSD recoveries within limits specified in table G-12 of the DoD QSM with an RPD ≤20%?	X				DoD QSM Table F-2 Pj
21. Were surrogate recoveries within laboratory limits (79-111%)?	X			The surrogate, 3,4-dinitrophenol, recovered above control limits for sample FWGLL3mw-241c-1861-GW at 113% and 115% (dilution for 1,3,5-trinitrobenzene). The 2,4-dinitrotoluene, 2,6-dinitrotoluene, 2-amino-4,6-dinitrotoluene, 4-amino-2,6-dinitrotoluene, HMX, RDX, 2,4,6-trinitrotoluene and 1,3,5-trinitrobenzene results for sample FWGLL3mw-241c-1861-GW were qualified as estimated, "J".	QSM Tables F-2 >UL=J; <LL =J/UJ

References:

DoD Quality Systems Manual (QSM), version 4.1, October 2010
Louisville DoD Quality Systems Manual Supplement (LS), Version 1 March 2007
Final Facility Wide Groundwater Monitoring Program, RVAAP-66 Facility Wide Groundwater Quality Assurance Project Plan (QAPP) Addendum for the Ravenna Army Ammunition Plant, Ravenna, OH, Environmental Quality Management, January 2012
Final Facility Wide Quality Assurance Project Plan for Environmental Investigations Groundwater for the Ravenna Army Ammunition Plant, Ravenna, OH, SAIC, February 2011

Additional Comments:

Ravenna, OH Data Review Checklist

Project Number: 030174.0016
Sample Event: January 2012
Data Reviewer/Date: Angye Dragotta/May 22, 2012

SDG: 240-8137-1 R1
Analysis: SW846 8330M Nitroguanidine

Review Questions:	Yes	No	N/A	Comments	QUAL/Criteria
1. Did Chain-of-Custody information agree with laboratory report?	X				
2. Were samples preserved properly and received in good condition?	X				QAPP Table 5-1
3. Were holding times met?	X				QAPP Table 5-1 J/UJ/R
4. Were sample storage requirements met?	X				QAPP Table 5-1
5. Were all QAPP-specified target analytes reported?	X				QAPP Table 4-3
6. Was a LOD Verification analyzed once per quarter with all target analytes detected?	X			2/14/12	DoD QSM Table F-3 R
7.Calibration					
7a. Does the initial calibration curve consist of 5 concentration levels? (6 stds for quadratic curves)	X			PDA 10/27/11	DoD QSM Table F-3 R
7b. Did all target analytes using avg response have an RSD $\leq$ 15% ?	X				
7c. If a linear regression curve was used, was the correlation coefficient r$\geq$0.995? (0.990 for Quadratic curve).			X		
7d. Did reanalysis of the low level standard after calibration, recover within 15%?	X			10/27/11 @ 1944	
8. Was a second source verification (ICV) analyzed after the ICAL and all analytes 80-120%?	X			10/27/11 @ 1929	DoD QSM Table F-3 >120%=J; <80%= J/UJ;
Sample Analysis					
9. Was a CCV run at the beginning of the analytical sequence, every 10 samples and at the end of the analytical run with targets and surrogates recovering 80-120% of the true value?	X			2/14/12 @ 1156, 1502 and 1725	DoD QSM Table F-3 J/UJ
10. Was a MRL Level verification run at the beginning and end of every daily sequence or every 12 hours? Was the %D < 30%?	X			2/14/12 @ 1224, 1739	LCG Table 5 >30%=J
11. Was a method blank prepared and analyzed with each batch?	X				DoD QSM Table F-3
12. Were target analytes in the method blank <1/2 the MRL?	X			Checked by ADR.	DoD QSM Table F-3 <5x = B

Ravenna, OH Data Review Checklist

Project Number: 030174.0016
Sample Event: January 2012
Data Reviewer/Date: Angye Dragotta/May 22, 2012

SDG: 240-8137-1 R1
Analysis: SW846 8330M Nitroguanidine

Review Questions:	Yes	No	N/A	Comments	QUAL/Criteria
13. Was a field blank collected and analyzed?	X				
14. Were target analytes in the field blank analyses < ½ the MRL?				Checked by ADR.	DoD QSM Table F-3 <5x=B
15. Was a field duplicate analyzed? Were the RPDs ≤30%?	XX				RPD >30=J
16. Were all positive results confirmed with a second column confirmation? Were the RPDs ≤ 40%?			X	No detected concentrations reported for the field samples, so second column confirmation was not required.	DoD QSM Table F-3 RPD>40%=J
17. Was an LCS prepared and analyzed with each batch?	X				DoD QSM Table F-3
18. Were the LCS recoveries within laboratory limits of 79%-119%?	X			Checked by ADR.	DoD QSM Table F-3 <UL=J; 30-LL=J/UJ; <30%=J/R
19. Was a MS/MSD or MS and sample duplicate prepared with each batch?	X				DoD QSM Table F-3
20. Were MS/MSD recoveries within laboratory limits of 40%-150% with an RPD ≤20%?	X				DoD QSM Table F-3 Pj

References:
DoD Quality Systems Manual (QSM), version 4.1, October 2010

Louisville DoD Quality Systems Manual Supplement (LS), Version 1 March 2007

Final Facility Wide Groundwater Monitoring Program, RVAAP-66 Facility Wide Groundwater Quality Assurance Project Plan (QAPP) Addendum for the Ravenna Army Ammunition Plant, Ravenna, OH, Environmental Quality Management, January 2012

Final Facility Wide Quality Assurance Project Plan for Environmental Investigations Groundwater for the Ravenna Army Ammunition Plant, Ravenna, OH, SAIC, February 2011

Additional Comments:

Ravenna, OH Data Review Checklist

Project Number: 030174.0016
Sample Event: January 2012
Data Reviewer/Date: Angye Dragotta/ May 22, 2012

SDG: 240-8137-1 Rev1
Analysis: TAL SOP WS-WC-0050

Review Questions:	Yes	No	N/A	Comments	Qualifier
1. Did Chain-of-Custody information agree with laboratory report?	X				
2. Were samples preserved properly and received in good condition?	X				QAPP Table 5-1, NELAC
3. Were holding times met?	X				QAPP Table 5-1 J/UJ/R
4. Were sample storage requirements met?	X				QAPP Table 5-1
5. Were all QAPP-specified target analytes reported?	X				QAPP Table 4-1
6. Does the initial calibration curve consist of 5 concentration levels with the low standard near but > MDL?	X				STL SOP Section 10.2 R
7. Was the correlation coefficient >0.995?	X				STL SOP Section 10.2
8. Was a MRL Level Verification run at the beginning and end of every daily sequence or every 12 hours? Was the %D <30%?	X			An MRL check was not analyzed, but the LCS recovered within control limits as did the bracketing CCVs. The results for samples FWGLL12mw-245c-1872-GW, FWGLL12mw-DUP2-1891-GW, FWGLL12mw-187c-1870-GW, FWGSCFmw-004-1886-GW, FWGSCFmw-DUP4-1893-GW, FWGLL12mw-242c-1871-GW, FWGLL12mw-246c-1873-GW, FWGSCFmw-002-1885-GW, FWGLL1mw-064c-1857-GW, FWGLL1mw-065c-1858-GW, FWGLL3mw-241c-1861-GW, FWGLL3mw-242c-1862-GW, FWGLL4mw-199c-1863-GW and FWGEQUIPRINSE-2-1895-GW were qualified as estimated, "UJ".	LCG Table 5 >30%=J
9. Was a second source verification (ICV) analyzed after the ICAL? Were all analytes 90-110%?	X				STL SOP Section 9.8, 10.3, LCG >110%=J; 90-85%=J/UJ; <85%=J/R
10. Was the ICB analyzed after the ICV with results <1/2 the MRL?	X				STL SOP Section 9.8, LCG ,< 5x = U
11. Was a CCV run every 10 samples and at the end of the analytical run?	X				STL SOP Section 10.4
12. Was the ICV and CCV a mid-level standard from the initial calibration curve?	X				STL SOP Section 10.3.1
13. Were all CCV calibration analytes within 90-110%?	X				STL SOP Section 10.4, >110%=J; 85-90%=J/UJ; <85%=J/R

Ravenna, OH Data Review Checklist

Project Number: 030174.0016
Sample Event: January 2012
Data Reviewer/Date: Angye Dragotta/ May 22, 2012

SDG: 240-8137-1 Rev1
Analysis: TAL SOP WS-WC-0050

Review Questions:	Yes	No	N/A	Comments	Qualifier
14. Was the ICB analyzed after the ICV with results <1/2 the MRL?	X				STL SOP Section 10.4, QSM, < 5x = U
15. Was the Nitrocellulose assay available and/or analyzed to be within 10%?	X				STL SOP Section 7.14.1, R
16. Was a method blank prepared and analyzed with each batch?	X				
17. Were target analytes reported in the method blank <1/2 the MRL?	X			ADR checked section.	STL SOP Section 9.4, LCG, <*5x=B*
18. Was a field blank collected and analyzed?	X				
19. Were target analytes reported in the field blank analyses <1/2 the MRL?	X				<5x=B
20. Was a field duplicate analyzed? Were the RPDs ≤30%?	X			ADR checked section.	QAPP Table 3-2 RPD > 30% = J
21. Was an LCS prepared and analyzed with each batch? Was the LCS recovery within lab's in-house limits% (26-144%)?	X				>UL%=J; 50-LL%=J/UJ; <50%=J/R
22. Was a MS/MSD pair prepared with each batch?	X				
23. Was the MS/MSD parent a Ravenna sample?	X				
24. Were MS/MSD recoveries 26-144% and RPD ≤20?	X			ADR checked section.	Method EPA 353.2 Section 9.4.2 >UL%=J; <LL%=J/UJ; RPD>20%=J/UJ

References:

STL SOP SAC-WC-0050 "Preparation and Analysis of Nitrocellulose in Aqueous and Soil/Sediment Samples by Colorimetric Autoanalyzer", Jan 2007, rev. 2.0

DoD Quality Systems Manual (QSM), version 4.1, October 2010

Louisville DoD Quality Systems Manual Supplement (LS), Version 1 March 2007

Final Facility Wide Groundwater Monitoring Program, RVAAP-66 Facility Wide Groundwater Quality Assurance Project Plan (QAPP) Addendum for the Ravenna Army Ammunition Plant, Ravenna, OH, Environmental Quality Management, January 2012

Final Facility Wide Quality Assurance Project Plan for Environmental Investigations Groundwater for the Ravenna Army Ammunition Plant, Ravenna, OH, SAIC, February 2011

Additional Comments:

Ravenna, OH Data Review Checklist

Project Number: 030174.0016 **SDG:** 240-8137 Rev 0
Sample Event: January 2012 **Analysis:** EPA 353.2
Data Reviewer/Date: Angye Dragotta/ March 19, 2012

Review Questions:	Yes	No	N/A	Comments	Qual/Crtieria
1. Did Chain-of-Custody information agree with laboratory report?	X				
2. Were samples preserved properly and received in good condition?	X				*QAPP Table 5-1, NELAC*
3. Were holding times met?	X				QAPP Table *5-1* J/UJ/R
4. Were sample storage requirements met?	X				QAPP Table *5-1*
5. Were all QAPP-specified target analytes reported?	X				QAPP Table 4-1
6. Was the Linear Calibration Range verified using 3 standards and 1 blank?	X				Method EPA 353.2 Section 9.2.2, *J*
7. Were the calibration standards verified by preparation and analysis of a Quality Control Sample? Were results within 10% of the stated values?	X				Method EPA 353.2 Section 9.2.3 Pj
8. Was an Instrument Performance Check Solution (CCV) analyzed immediately following daily calibration, after every 10th sample, and at the end of the analytical sequence?	X				Method EPA 353.2 Section 9.3.4
9. Was the CCV a mid-level standard from the initial calibration curve, with recovery 90-110%?	X				Method EPA 353.2 Section 9.3.4 >110%=J; <85%=J/R 85-90%=J/UJ;
10. Was an MRL check standard analyzed at the beginning and end of each analytical run, with recoveries 70-130%		X		An MRL check was not analyzed, but the LCS recovered within control limits as did the bracketing CCV. The results for samples FWGLL12mw-245c-1872-GW, FWGLL12mw-DUP2-1891-GW, FWGLL12mw-242c-1871-GW, FWGLL12mw-246c-1873-GW, FWGSCFmw-002-1885-GW and FWGEQUIPRINSE-2-1895-GW were qualified as estimated, "J".	LCG >130%=J; <70%=J/UJ;
11. Was a method blank and a calibration blank prepared and analyzed with each batch?	X				Method EPA 353.2 Section 9.3.1, 9.3.4
12. Were target analytes detected in the method blank or calibration blank >1/2 the MRL?		X		*ADR checked section;*	LCG Attachment A Section 11 <5x = B
13. Was a field blank (trip or equipment) collected and analyzed?	X				

Ravenna, OH Data Review Checklist

Project Number: 030174.0016 **SDG:** 240-8137 Rev 0
Sample Event: January 2012 **Analysis:** EPA 353.2
Data Reviewer/Date: Angye Dragotta/ March 19, 2012

Review Questions:	Yes	No	N/A	Comments	Qual/Crtieria
14. Were target analytes reported in the field blank analyses (trip or equipment) >1/2 the MRL?		X		ADR checked section; FWGEQUIPRINSE-2-1895-GW had nitrate-nitrite detected at 0.013mg/L. The results for samples FWGLL12mw-DUP2-1891-GW, FWGLL12mw-242c-1871-GW, FWGLL12mw-246c-1873-GW and FWGSCFmw-002-1885-GW were qualified, "U" as the detected sample concentrations were < 5x equipment rinse contamination.	*<5x=U*
15. Was a field duplicate analyzed? Were the RPDs acceptable?	X				
16. Was an LCS prepared and analyzed with each batch? Was the LCS recovery within 90-110%?	X				Method EPA 353.2 Section 9.3.3 J/UJ; <50%= R
17. Was a MS/MSD pair prepared with each batch?	X				*Method EPA 353.2 Section 9.4.1*
18. Was the MS/MSD parent sample a Ravenna sample?	X				
19. Were MS/MSD recoveries and RPD within acceptance criteria?	X			ADR checked section; The MS and MSD recovered below limits of 90-110% at 89% and 88%. The nitrate –nitrite results for samples FWGLL12mw-245c-1872-GW, FWGLL12mw-DUP2-1891-GW, FWGLL12mw-242c-1871-GW, FWGLL12mw-246c-1873-GW, FWGSCFmw-002-1885-GW and FWGEQUIPRINSE-2-1895-GW were qualified as estimated, "J".	*Method EPA 353.2 Section 9.4.2 Pj*

References:

DoD Quality Systems Manual (QSM), version 4.1, October 2010

Louisville DoD Quality Systems Manual Supplement (LS), Version 1 March 2007

Final Facility Wide Groundwater Monitoring Program, RVAAP-66 Facility Wide Groundwater Quality Assurance Project Plan (QAPP) Addendum for the Ravenna Army Ammunition Plant, Ravenna, OH, Environmental Quality Management, January 2012

Final Facility Wide Quality Assurance Project Plan for Environmental Investigations Groundwater for the Ravenna Army Ammunition Plant, Ravenna, OH, SAIC, February 2011

Additional Comments:

Appendix II

Overall Qualified Results

Analytical Method	Field Sample ID	Matrix	Sample Type	Analyte	RL	Lab Result	Unc / Error	Overall Qualifier	Units	Reason Code
SDG: 240-8137-1										
353.2	FWGEQUIPRINSE2-1895-GW	AQ	EB							
				Nitrate-Nitrite	0.012	0.013J		J	mg/L	Ms, ProfJu
353.2	FWGLL12MW-242C-1871-GW	AQ	N							
				Nitrate-Nitrite	0.012	0.019J		JB	mg/L	Eb, Ms, Pr
353.2	FWGLL12MW-245C-1872-GW	AQ	N							
				Nitrate-Nitrite	0.012	0.074		J	mg/L	Ms, ProfJu
353.2	FWGLL12MW-246C-1873-GW	AQ	N							
				Nitrate-Nitrite	0.012	0.017J		JB	mg/L	Eb, Ms, Pr
353.2	FWGLL12MW-DUP2-1891-GW	AQ	FD							
				Nitrate-Nitrite	0.012	0.062		JB	mg/L	Eb, Ms, Pr
353.2	FWGSCFMW-002-1885-GW	AQ	N							
				Nitrate-Nitrite	0.012	0.0069J		JB	mg/L	Eb, Ms, Pr
6010B	FWGCBPMW-002C-1876-GF	AQ	N							
				ARSENIC	10	9.8J		J	ug/L	Rl
				Potassium	900	3700J		J	ug/L	ProfJudg
6010B	FWGEQUIPRINSE2-1895-GW	AQ	EB							
				MAGNESIUM	300	170J		UB	ug/L	Mb, Cb
6010B	FWGLL12MW-187C-1870-GF	AQ	N							
				Potassium	900	51000		J	ug/L	ProfJudg
6010B	FWGLL12MW-242C-1871-GF	AQ	N							
				Potassium	900	2000J		J	ug/L	ProfJudg
6010B	FWGLL12MW-245C-1872-GF	AQ	N							
				ARSENIC	10	10U		UJ	ug/L	Fd, ProfJu

N = Normal Sample *TB = Trip Blank*
FD = Field Duplicate *FB = Field Blank*

Overall Qualified Results

Analytical Method	Field Sample ID	Matrix	Sample Type	Analyte	RL	Lab Result	Unc / Error	Overall Qualifier	Units	Reason Code
SDG: 240-8137-1										
6010B	FWGLL12MW-246C-1873-GF	AQ	N							
				Potassium	900	3900J		J	ug/L	ProfJudg
6010B	FWGLL12MW-DUP2-1891-GF	AQ	FD							
				ARSENIC	10	3.4J		J	ug/L	Fd, Rl
6010B	FWGLL1MW-064C-1857-GF	AQ	N							
				Potassium	900	860J		J	ug/L	Rl, ProfJud
6010B	FWGLL1MW-065C-1858-GF	AQ	N							
				Potassium	900	1300J		J	ug/L	ProfJudg
6010B	FWGLL3MW-241C-1861-GF	AQ	N							
				Potassium	900	800J		J	ug/L	Rl, ProfJud
6010B	FWGLL3MW-242C-1862-GF	AQ	N							
				Potassium	900	780J		J	ug/L	Rl, ProfJud
6010B	FWGLL4MW-199C-1863-GF	AQ	N							
				Potassium	900	1500J		J	ug/L	ProfJudg
6010B	FWGLL6MW-005C-1865-GF	AQ	N							
				Potassium	900	1200J		J	ug/L	ProfJudg
6010B	FWGSCFMW-002-1885-GF	AQ	N							
				Potassium	900	2300J		J	ug/L	ProfJudg
6010B	FWGSCFMW-004-1886-GF	AQ	N							
				LEAD	5.0	3.3J		J	ug/L	Fd, Rl
				Potassium	900	2400J		J	ug/L	ProfJudg

N = Normal Sample *TB = Trip Blank*
FD = Field Duplicate *FB = Field Blank*

Overall Qualified Results

Analytical Method	Field Sample ID	Matrix	Sample Type	Analyte	RL	Lab Result	Unc / Error	Overall Qualifier	Units	Reason Code
SDG: 240-8137-1										
6010B	FWGSCFMW-DUP4-1893-GF	AQ	FD							
				LEAD	5.0	5.0U		UJ	ug/L	Fd
				Potassium	900	2400J		J	ug/L	ProfJudg
6020	FWGCBPMW-002C-1876-GF	AQ	N							
				CADMIUM	0.070	0.033J		J	ug/L	Rl
6020	FWGLL12MW-187C-1870-GF	AQ	N							
				THALLIUM	1.0	0.39J		J	ug/L	Rl
6020	FWGLL12MW-242C-1871-GF	AQ	N							
				ANTIMONY	0.50	0.29J		J	ug/L	Rl
				ZINC	20	10J		J	ug/L	Rl
6020	FWGLL12MW-245C-1872-GF	AQ	N							
				ALUMINUM	60	60U		UJ	ug/L	Fd
				CADMIUM	0.070	0.033J		J	ug/L	Fd, Rl
6020	FWGLL12MW-DUP2-1891-GF	AQ	FD							
				ALUMINUM	60	44J		J	ug/L	Fd, Rl
				CADMIUM	0.070	0.064J		J	ug/L	Fd, Rl
6020	FWGLL3MW-241C-1861-GF	AQ	N							
				IRON	100	47J		J	ug/L	Rl
6020	FWGLL4MW-199C-1863-GF	AQ	N							
				ALUMINUM	60	37J		J	ug/L	Rl
6020	FWGSCFMW-002-1885-GF	AQ	N							
				CADMIUM	0.070	0.027J		J	ug/L	Rl
6020	FWGSCFMW-004-1886-GF	AQ	N							
				CADMIUM	0.070	0.035J		J	ug/L	Fd, Rl

N = Normal Sample *TB = Trip Blank*
FD = Field Duplicate *FB = Field Blank*

Overall Qualified Results

Analytical Method	Field Sample ID	Matrix	Sample Type	Analyte	RL	Lab Result	Unc / Error	Overall Qualifier	Units	Reason Code
SDG: 240-8137-1										
6020	FWGSCFMW-DUP4-1893-GF	AQ	FD	CADMIUM	0.070	0.070U		UJ	ug/L	Fd
8081A	FWGCBPMW-002C-1876-GW	AQ	N	TOXAPHENE	0.52	0.52U		R	ug/L	Lcs=0, Pro
8081A	FWGEQUIPRINSE2-1895-GW	AQ	EB	TOXAPHENE	0.53	0.53U		R	ug/L	Lcs=0, Pro
8081A	FWGLL12MW-187C-1870-GW	AQ	N	TOXAPHENE	0.48	0.48U		R	ug/L	Lcs=0, Pro
8081A	FWGLL12MW-242C-1871-GW	AQ	N	TOXAPHENE	0.48	0.48U		R	ug/L	Lcs=0, Pro
8081A	FWGLL12MW-245C-1872-GW	AQ	N	TOXAPHENE	0.48	0.48U		R	ug/L	Lcs=0, Pro
8081A	FWGLL12MW-246C-1873-GW	AQ	N	TOXAPHENE	0.48	0.48U		R	ug/L	Lcs=0, Pro
8081A	FWGLL12MW-DUP2-1891-GW	AQ	FD	TOXAPHENE	0.48	0.48U		R	ug/L	Lcs=0, Pro
8081A	FWGLL1MW-064C-1857-GW	AQ	N	TOXAPHENE	0.48	0.48U		R	ug/L	Lcs=0, Pro
8081A	FWGLL1MW-065C-1858-GW	AQ	N	TOXAPHENE	0.48	0.48U		R	ug/L	Lcs=0, Pro
8081A	FWGLL3MW-241C-1861-GW	AQ	N	TOXAPHENE	0.49	0.49U		R	ug/L	Lcs=0, Pro

N = Normal Sample *TB = Trip Blank*
FD = Field Duplicate *FB = Field Blank*

Overall Qualified Results

Analytical Method	Field Sample ID	Matrix	Sample Type	Analyte	RL	Lab Result	Unc / Error	Overall Qualifier	Units	Reason Code
SDG: 240-8137-1										
8081A	FWGLL3MW-242C-1862-GW	AQ	N							
				TOXAPHENE	0.48	0.48U		R	ug/L	Lcs=0, Pro
8081A	FWGLL4MW-199C-1863-GW	AQ	N							
				TOXAPHENE	0.48	0.48U		R	ug/L	Lcs=0, Pro
8081A	FWGSCFMW-002-1885-GW	AQ	N							
				TOXAPHENE	0.53	0.53U		R	ug/L	Lcs=0, Pro
8081A	FWGSCFMW-004-1886-GW	AQ	N							
				TOXAPHENE	2.4	2.4U		R	ug/L	Lcs=0, Pro
8081A	FWGSCFMW-DUP4-1893-GW	AQ	FD							
				TOXAPHENE	0.53	0.53U		R	ug/L	Lcs=0, Pro
8082	FWGLL12MW-187C-1870-GW	AQ	N							
				AROCLOR 1016	0.19	0.19U		UJ	ug/L	Surr
				AROCLOR 1221	0.19	0.19U		UJ	ug/L	Surr
				AROCLOR 1232	0.19	0.19U		UJ	ug/L	Surr
				AROCLOR 1242	0.38	0.38U		UJ	ug/L	Surr
				AROCLOR 1248	0.19	0.19U		UJ	ug/L	Surr
				AROCLOR 1254	0.19	0.19U		UJ	ug/L	Surr
				AROCLOR 1260	0.19	0.19U		UJ	ug/L	Surr
8260B	FWG TEAM2 TRIP	AQ	TB							
				METHYLENE CHLORIDE	0.50	0.74J B		JB	ug/L	Mb, ProfJu
8260B	FWG TEAM3 TRIP	AQ	TB							
				METHYLENE CHLORIDE	0.50	0.71J B		JB	ug/L	Mb, ProfJu
8260B	FWGTEAM1-TRIP	AQ	TB							
				METHYLENE CHLORIDE	0.50	0.66J B		JB	ug/L	Mb, ProfJu
8270C	FWGCBPMW-002C-1876-GW	AQ	N							
				BIS(2-ETHYLHEXYL)PHTHALATE	0.80	1.9J		B	ug/L	Eb

N = Normal Sample *TB = Trip Blank*
FD = Field Duplicate *FB = Field Blank*

Overall Qualified Results

Analytical Method	Field Sample ID	Matrix	Sample Type	Analyte	RL	Lab Result	Unc / Error	Overall Qualifier	Units	Reason Code
SDG: 240-8137-1										
8270C	FWGEQUIPRINSE2-1895-GW	AQ	EB							
				2,4-DINITROPHENOL	2.6	2.6U		UJ	ug/L	ProfJudg
				4,6-DINITRO-2-METHYLPHENOL	2.6	2.6U		UJ	ug/L	ProfJudg
8270C	FWGLL12MW-182C-1868-GW	AQ	N							
				BIS(2-ETHYLHEXYL)PHTHALATE	0.76	1.1J		B	ug/L	Eb
8270C	FWGLL12MW-187C-1870-GW	AQ	N							
				2,4-DINITROPHENOL	2.3	2.3U		UJ	ug/L	ProfJudg
				4,6-DINITRO-2-METHYLPHENOL	2.3	2.3U		UJ	ug/L	ProfJudg
8270C	FWGLL12MW-242C-1871-GW	AQ	N							
				2,4-DINITROPHENOL	2.3	2.3U		UJ	ug/L	ProfJudg
				4,6-DINITRO-2-METHYLPHENOL	2.3	2.3U		UJ	ug/L	ProfJudg
				BIS(2-ETHYLHEXYL)PHTHALATE	0.76	0.77J		B	ug/L	Eb
8270C	FWGLL12MW-245C-1872-GW	AQ	N							
				2,4-DINITROPHENOL	2.3	2.3U		UJ	ug/L	ProfJudg
				4,6-DINITRO-2-METHYLPHENOL	2.3	2.3U		UJ	ug/L	ProfJudg
				BIS(2-ETHYLHEXYL)PHTHALATE	0.76	0.76U		UJ	ug/L	Fd
8270C	FWGLL12MW-246C-1873-GW	AQ	N							
				2,4-DINITROPHENOL	2.3	2.3U		UJ	ug/L	ProfJudg
				4,6-DINITRO-2-METHYLPHENOL	2.3	2.3U		UJ	ug/L	ProfJudg
8270C	FWGLL12MW-DUP2-1891-GW	AQ	FD							
				BIS(2-ETHYLHEXYL)PHTHALATE	0.76	0.94J		JB	ug/L	Eb, Fd
8270C	FWGLL1MW-065C-1858-GW	AQ	N							
				BIS(2-ETHYLHEXYL)PHTHALATE	0.76	0.99J		B	ug/L	Eb

N = Normal Sample *TB = Trip Blank*
FD = Field Duplicate *FB = Field Blank*

Overall Qualified Results

Analytical Method	Field Sample ID	Matrix	Sample Type	Analyte	RL	Lab Result	Unc / Error	Overall Qualifier	Units	Reason Code
SDG: 240-8137-1										
8270C	FWGLL3MW-241C-1861-GW	AQ	N							
				BIS(2-ETHYLHEXYL)PHTHALATE	0.76	0.88J		B	ug/L	Eb
8270C	FWGLL3MW-242C-1862-GW	AQ	N							
				BIS(2-ETHYLHEXYL)PHTHALATE	0.76	1.3J		B	ug/L	Eb
8270C	FWGSCFMW-002-1885-GW	AQ	N							
				BENZO(A)PYRENE	0.10	0.10U		UJ	ug/L	Ms
				NAPHTHALENE	0.10	0.10U		UJ	ug/L	Ms
				NITROBENZENE	0.10	0.10U		UJ	ug/L	Ms
8270C	FWGSCFMW-004-1886-GW	AQ	N							
				2,4-DINITROPHENOL	2.5	2.5U		UJ	ug/L	ProfJudg
				4,6-DINITRO-2-METHYLPHENOL	2.5	2.5U		UJ	ug/L	ProfJudg
				BIS(2-ETHYLHEXYL)PHTHALATE	0.83	0.83U		UJ	ug/L	Fd
8270C	FWGSCFMW-DUP4-1893-GW	AQ	FD							
				2,4-DINITROPHENOL	2.3	2.3U		UJ	ug/L	ProfJudg
				4,6-DINITRO-2-METHYLPHENOL	2.3	2.3U		UJ	ug/L	ProfJudg
				BIS(2-ETHYLHEXYL)PHTHALATE	0.76	0.76J		JB	ug/L	Eb, Fd
8330	FWGLL3MW-241C-1861-GW	AQ	N							
				1,3,5-TRINITROBENZENE	0.050	19E		J	ug/L	Surr
				2,4,6-TRINITROTOLUENE	0.050	10		J	ug/L	Surr
				2,4-DINITROTOLUENE	0.050	0.053J PG		J	ug/L	Surr, ProfJ
				2,6-DINITROTOLUENE	0.050	0.19		J	ug/L	Surr
				2-AMINO-4,6-DINITROTOLUENE	0.099	4.8		J	ug/L	Surr
				4-AMINO-2,6-DINITROTOLUENE	0.050	4.8		J	ug/L	Surr
				Hexahydro-1,3,5-Trinitro-1,3,5-Triazine (RDX)	0.050	1.6		J	ug/L	Surr
				Octahydro-1,3,5,7-tetranitro-1,3,5,7-tetrazocine (HMX)	0.050	0.43		J	ug/L	Surr

N = Normal Sample *TB = Trip Blank*
FD = Field Duplicate *FB = Field Blank*

Overall Qualified Results

Analytical Method	Field Sample ID	Matrix	Sample Type	Analyte	RL	Lab Result	Unc / Error	Overall Qualifier	Units	Reason Code
SDG: 240-8137-1										
8330	FWGLL3MW-241C-1861-GWRE	AQ	N							
				1,3,5-TRINITROBENZENE	0.10	21Q		J	ug/L	Surr
WS-WC-0050	FWGEQUIPRINSE2-1895-GW	AQ	EB							
				Nitrocellulose	1.0	1.0U		UJ	mg/L	ProfJudg
WS-WC-0050	FWGLL12MW-242C-1871-GW	AQ	N							
				Nitrocellulose	1.0	1.0U		UJ	mg/L	ProfJudg
WS-WC-0050	FWGLL12MW-245C-1872-GW	AQ	N							
				Nitrocellulose	1.0	1.0U		UJ	mg/L	ProfJudg
WS-WC-0050	FWGLL12MW-246C-1873-GW	AQ	N							
				Nitrocellulose	1.0	1.0U		UJ	mg/L	ProfJudg
WS-WC-0050	FWGLL12MW-DUP2-1891-GW	AQ	FD							
				Nitrocellulose	1.0	1.0U		UJ	mg/L	ProfJudg
WS-WC-0050	FWGLL1MW-064C-1857-GW	AQ	N							
				Nitrocellulose	1.0	1.0U		UJ	mg/L	ProfJudg
WS-WC-0050	FWGLL1MW-065C-1858-GW	AQ	N							
				Nitrocellulose	1.0	1.0U		UJ	mg/L	ProfJudg
WS-WC-0050	FWGLL3MW-241C-1861-GW	AQ	N							
				Nitrocellulose	1.0	1.0U		UJ	mg/L	ProfJudg
WS-WC-0050	FWGLL3MW-242C-1862-GW	AQ	N							
				Nitrocellulose	1.0	1.0U		UJ	mg/L	ProfJudg
WS-WC-0050	FWGLL4MW-199C-1863-GW	AQ	N							
				Nitrocellulose	1.0	1.0U		UJ	mg/L	ProfJudg

N = Normal Sample *TB = Trip Blank*
FD = Field Duplicate *FB = Field Blank*

Overall Qualified Results

Analytical Method	Field Sample ID	Matrix	Sample Type	Analyte	RL	Lab Result	Unc / Error	Overall Qualifier	Units	Reason Code
SDG: 240-8137-1										
WS-WC-0050	FWGSCFMW-002-1885-GW	AQ	N							
				Nitrocellulose	1.0	1.0U		UJ	mg/L	ProfJudg
WS-WC-0050	FWGSCFMW-004-1886-GW	AQ	N							
				Nitrocellulose	1.0	1.0U		UJ	mg/L	ProfJudg
WS-WC-0050	FWGSCFMW-DUP4-1893-GW	AQ	FD							
				Nitrocellulose	1.0	1.0U		UJ	mg/L	ProfJudg

N = Normal Sample *TB = Trip Blank*
FD = Field Duplicate *FB = Field Blank*

Data Qualifier Summary

Lab Reporting Batch ID: 240-8137-1 | Laboratory: TA CAN

EDD Filename: Prep240-8137-1 rev1 | eQAPP Name: RVAAP-66

Method Category: GENCHEM

Method: 353.2 **Matrix: AQ**

Sample ID: **FWGEQUIPRINSE2-1895-GW** *Collected:* **1/31/2012 4:28:00** *Analysis Type:* **RES/TOT** *Dilution:* **1**

Analyte	Lab Result	Lab Qual	DL	DL Type	RL	RL Type	Units	Data Review Qual	Reason Code
Nitrate-Nitrite	0.013	J	0.0053	MDL	0.012	LOD	mg/L	J	Ms, ProfJudg

Sample ID: **FWGLL12MW-242C-1871-GW** *Collected:* **1/31/2012 2:31:00** *Analysis Type:* **RES/TOT** *Dilution:* **1**

Analyte	Lab Result	Lab Qual	DL	DL Type	RL	RL Type	Units	Data Review Qual	Reason Code
Nitrate-Nitrite	0.019	J	0.0053	MDL	0.012	LOD	mg/L	~~UJ~~ JB	Ms, Eb, ProfJudg

Sample ID: **FWGLL12MW-245C-1872-GW** *Collected:* **1/31/2012 10:15:00** *Analysis Type:* **RES/TOT** *Dilution:* **1**

Analyte	Lab Result	Lab Qual	DL	DL Type	RL	RL Type	Units	Data Review Qual	Reason Code
Nitrate-Nitrite	0.074		0.0053	MDL	0.012	LOD	mg/L	J	Ms, ProfJudg

Sample ID: **FWGLL12MW-246C-1873-GW** *Collected:* **1/31/2012 3:51:00** *Analysis Type:* **RES/TOT** *Dilution:* **1**

Analyte	Lab Result	Lab Qual	DL	DL Type	RL	RL Type	Units	Data Review Qual	Reason Code
Nitrate-Nitrite	0.017	J	0.0053	MDL	0.012	LOD	mg/L	~~UJ~~ JB	Ms, Eb, ProfJudg

Sample ID: **FWGLL12MW-DUP2-1891-GW** *Collected:* **1/31/2012 11:05:00** *Analysis Type:* **RES/TOT** *Dilution:* **1**

Analyte	Lab Result	Lab Qual	DL	DL Type	RL	RL Type	Units	Data Review Qual	Reason Code
Nitrate-Nitrite	0.062		0.0053	MDL	0.012	LOD	mg/L	~~UJ~~ JB	Ms, Eb, ProfJudg

Sample ID: **FWGSCFMW-002-1885-GW** *Collected:* **1/31/2012 12:08:00** *Analysis Type:* **RES/TOT** *Dilution:* **1**

Analyte	Lab Result	Lab Qual	DL	DL Type	RL	RL Type	Units	Data Review Qual	Reason Code
Nitrate-Nitrite	0.0069	J	0.0053	MDL	0.012	LOD	mg/L	~~UJ~~ JB	Ms, Eb, ProfJudg

Method Category: GENCHEM

Method: WS-WC-0050 **Matrix: AQ**

Sample ID: **FWGEQUIPRINSE2-1895-GW** *Collected:* **1/31/2012 4:28:00** *Analysis Type:* **RES/TOT** *Dilution:* **1**

Analyte	Lab Result	Lab Qual	DL	DL Type	RL	RL Type	Units	Data Review Qual	Reason Code
Nitrocellulose	1.0	U	0.48	MDL	1.0	LOD	mg/L	UJ	ProfJudg

* denotes a non-reportable result

Project Name and Number: 030174.0016 - RVAAP 66 (OH)

Data Qualifier Summary

Lab Reporting Batch ID: 240-8137-1 Laboratory: TA CAN

EDD Filename: Prep240-8137-1 rev1 eQAPP Name: RVAAP-66

Method Category: GENCHEM

Method: WS-WC-0050 Matrix: AQ

Sample ID: **FWGLL12MW-242C-1871-GW** *Collected:* **1/31/2012 2:31:00** *Analysis Type:* **RES/TOT** *Dilution:* **1**

Analyte	Lab Result	Lab Qual	DL	DL Type	RL	RL Type	Units	Data Review Qual	Reason Code
Nitrocellulose	1.0	U	0.48	MDL	1.0	LOD	mg/L	UJ	ProfJudg

Sample ID: **FWGLL12MW-245C-1872-GW** *Collected:* **1/31/2012 10:15:00** *Analysis Type:* **RES/TOT** *Dilution:* **1**

Analyte	Lab Result	Lab Qual	DL	DL Type	RL	RL Type	Units	Data Review Qual	Reason Code
Nitrocellulose	1.0	U	0.48	MDL	1.0	LOD	mg/L	UJ	ProfJudg

Sample ID: **FWGLL12MW-246C-1873-GW** *Collected:* **1/31/2012 3:51:00** *Analysis Type:* **RES/TOT** *Dilution:* **1**

Analyte	Lab Result	Lab Qual	DL	DL Type	RL	RL Type	Units	Data Review Qual	Reason Code
Nitrocellulose	1.0	U	0.48	MDL	1.0	LOD	mg/L	UJ	ProfJudg

Sample ID: **FWGLL12MW-DUP2-1891-GW** *Collected:* **1/31/2012 11:05:00** *Analysis Type:* **RES/TOT** *Dilution:* **1**

Analyte	Lab Result	Lab Qual	DL	DL Type	RL	RL Type	Units	Data Review Qual	Reason Code
Nitrocellulose	1.0	U	0.48	MDL	1.0	LOD	mg/L	UJ	ProfJudg

Sample ID: **FWGLL1MW-064C-1857-GW** *Collected:* **1/31/2012 10:49:00** *Analysis Type:* **RES/TOT** *Dilution:* **1**

Analyte	Lab Result	Lab Qual	DL	DL Type	RL	RL Type	Units	Data Review Qual	Reason Code
Nitrocellulose	1.0	U	0.48	MDL	1.0	LOD	mg/L	UJ	ProfJudg

Sample ID: **FWGLL1MW-065C-1858-GW** *Collected:* **1/31/2012 9:19:00** *Analysis Type:* **RES/TOT** *Dilution:* **1**

Analyte	Lab Result	Lab Qual	DL	DL Type	RL	RL Type	Units	Data Review Qual	Reason Code
Nitrocellulose	1.0	U	0.48	MDL	1.0	LOD	mg/L	UJ	ProfJudg

Sample ID: **FWGLL3MW-241C-1861-GW** *Collected:* **1/31/2012 12:39:00** *Analysis Type:* **RES/TOT** *Dilution:* **1**

Analyte	Lab Result	Lab Qual	DL	DL Type	RL	RL Type	Units	Data Review Qual	Reason Code
Nitrocellulose	1.0	U	0.48	MDL	1.0	LOD	mg/L	UJ	ProfJudg

Sample ID: **FWGLL3MW-242C-1862-GW** *Collected:* **1/31/2012 2:09:00** *Analysis Type:* **RES/TOT** *Dilution:* **1**

Analyte	Lab Result	Lab Qual	DL	DL Type	RL	RL Type	Units	Data Review Qual	Reason Code
Nitrocellulose	1.0	U	0.48	MDL	1.0	LOD	mg/L	UJ	ProfJudg

* denotes a non-reportable result

Project Name and Number: 030174.0016 - RVAAP 66 (OH)

Data Qualifier Summary

Lab Reporting Batch ID: 240-8137-1 | Laboratory: TA CAN

EDD Filename: Prep240-8137-1 rev1 | eQAPP Name: RVAAP-66

Method Category: GENCHEM

Method: WS-WC-0050 **Matrix:** AQ

Sample ID: **FWGLL4MW-199C-1863-GW** *Collected:* **1/31/2012 3:46:00** *Analysis Type:* **RES/TOT** *Dilution:* **1**

Analyte	Lab Result	Lab Qual	DL	DL Type	RL	RL Type	Units	Data Review Qual	Reason Code
Nitrocellulose	1.0	U	0.48	MDL	1.0	LOD	mg/L	UJ	ProfJudg

Sample ID: **FWGSCFMW-002-1885-GW** *Collected:* **1/31/2012 12:08:00** *Analysis Type:* **RES/TOT** *Dilution:* **1**

Analyte	Lab Result	Lab Qual	DL	DL Type	RL	RL Type	Units	Data Review Qual	Reason Code
Nitrocellulose	1.0	U	0.48	MDL	1.0	LOD	mg/L	UJ	ProfJudg

Sample ID: **FWGSCFMW-004-1886-GW** *Collected:* **1/31/2012 9:18:00** *Analysis Type:* **RES/TOT** *Dilution:* **1**

Analyte	Lab Result	Lab Qual	DL	DL Type	RL	RL Type	Units	Data Review Qual	Reason Code
Nitrocellulose	1.0	U	0.48	MDL	1.0	LOD	mg/L	UJ	ProfJudg

Sample ID: **FWGSCFMW-DUP4-1893-GW** *Collected:* **1/31/2012 11:02:00** *Analysis Type:* **RES/TOT** *Dilution:* **1**

Analyte	Lab Result	Lab Qual	DL	DL Type	RL	RL Type	Units	Data Review Qual	Reason Code
Nitrocellulose	1.0	U	0.48	MDL	1.0	LOD	mg/L	UJ	ProfJudg

Method Category: METALS

Method: SW846 6010B **Matrix:** AQ

Sample ID: **FWGCBPMW-002C-1876-GF** *Collected:* **1/31/2012 3:48:00** *Analysis Type:* **RES/TOT** *Dilution:* **1**

Analyte	Lab Result	Lab Qual	DL	DL Type	RL	RL Type	Units	Data Review Qual	Reason Code
ARSENIC	9.8	J	3.3	MDL	10	LOD	ug/L	J	RI
POTASSIUM	3700	J	300	MDL	900	LOD	ug/L	J	ProfJudg

Sample ID: **FWGEQUIPRINSE2-1895-GW** *Collected:* **1/31/2012 4:28:00** *Analysis Type:* **RES/TOT** *Dilution:* **1**

Analyte	Lab Result	Lab Qual	DL	DL Type	RL	RL Type	Units	Data Review Qual	Reason Code
MAGNESIUM	170	J	120	MDL	300	LOD	ug/L	UB	Mb, Cb

Sample ID: **FWGLL12MW-187C-1870-GF** *Collected:* **1/31/2012 1:21:00** *Analysis Type:* **RES/TOT** *Dilution:* **1**

Analyte	Lab Result	Lab Qual	DL	DL Type	RL	RL Type	Units	Data Review Qual	Reason Code
POTASSIUM	51000		300	MDL	900	LOD	ug/L	J	ProfJudg

* denotes a non-reportable result

Project Name and Number: 030174.0016 - RVAAP 66 (OH)

Data Qualifier Summary

Lab Reporting Batch ID: 240-8137-1 Laboratory: TA CAN

EDD Filename: Prep240-8137-1 rev1 eQAPP Name: RVAAP-66

Method Category: METALS

Method: 6010B Matrix: AQ

Sample ID: FWGLL12MW-242C-1871-GF Collected: 1/31/2012 2:31:00 Analysis Type: RES/TOT Dilution: 1

Analyte	Lab Result	Lab Qual	DL	DL Type	RL	RL Type	Units	Data Review Qual	Reason Code
POTASSIUM	2000	J	300	MDL	900	LOD	ug/L	J	ProfJudg

Sample ID: FWGLL12MW-245C-1872-GF Collected: 1/31/2012 10:15:00 Analysis Type: RES/TOT Dilution: 1

Analyte	Lab Result	Lab Qual	DL	DL Type	RL	RL Type	Units	Data Review Qual	Reason Code
ARSENIC	10	U	3.3	MDL	10	LOD	ug/L	UJ	ProfJudg, Fd

Sample ID: FWGLL12MW-246C-1873-GF Collected: 1/31/2012 3:51:00 Analysis Type: RES/TOT Dilution: 1

Analyte	Lab Result	Lab Qual	DL	DL Type	RL	RL Type	Units	Data Review Qual	Reason Code
POTASSIUM	3900	J	300	MDL	900	LOD	ug/L	J	ProfJudg

Sample ID: FWGLL12MW-DUP2-1891-GF Collected: 1/31/2012 11:05:00 Analysis Type: RES/TOT Dilution: 1

Analyte	Lab Result	Lab Qual	DL	DL Type	RL	RL Type	Units	Data Review Qual	Reason Code
ARSENIC	3.4	J	3.3	MDL	10	LOD	ug/L	J	RI, Fd

Sample ID: FWGLL1MW-064C-1857-GF Collected: 1/31/2012 10:49:00 Analysis Type: RES/TOT Dilution: 1

Analyte	Lab Result	Lab Qual	DL	DL Type	RL	RL Type	Units	Data Review Qual	Reason Code
POTASSIUM	860	J	300	MDL	900	LOD	ug/L	J	RI, ProfJudg

Sample ID: FWGLL1MW-065C-1858-GF Collected: 1/31/2012 9:19:00 Analysis Type: RES/TOT Dilution: 1

Analyte	Lab Result	Lab Qual	DL	DL Type	RL	RL Type	Units	Data Review Qual	Reason Code
POTASSIUM	1300	J	300	MDL	900	LOD	ug/L	J	ProfJudg

Sample ID: FWGLL3MW-241C-1861-GF Collected: 1/31/2012 12:39:00 Analysis Type: RES/TOT Dilution: 1

Analyte	Lab Result	Lab Qual	DL	DL Type	RL	RL Type	Units	Data Review Qual	Reason Code
POTASSIUM	800	J	300	MDL	900	LOD	ug/L	J	RI, ProfJudg

Sample ID: FWGLL3MW-242C-1862-GF Collected: 1/31/2012 2:09:00 Analysis Type: RES/TOT Dilution: 1

Analyte	Lab Result	Lab Qual	DL	DL Type	RL	RL Type	Units	Data Review Qual	Reason Code
POTASSIUM	780	J	300	MDL	900	LOD	ug/L	J	RI, ProfJudg

* denotes a non-reportable result

Project Name and Number: 030174.0016 - RVAAP 66 (OH)

Data Qualifier Summary

Lab Reporting Batch ID: 240-8137-1 Laboratory: TA CAN

EDD Filename: Prep240-8137-1 rev1 eQAPP Name: RVAAP-66

Method Category: METALS
Method: 6010B **Matrix: AQ**

Sample ID: **FWGLL4MW-199C-1863-GF** *Collected:* **1/31/2012 3:46:00** *Analysis Type:* **RES/TOT** *Dilution:* **1**

Analyte	Lab Result	Lab Qual	DL	DL Type	RL	RL Type	Units	Data Review Qual	Reason Code
POTASSIUM	1500	J	300	MDL	900	LOD	ug/L	J	ProfJudg

Sample ID: **FWGLL6MW-005C-1865-GF** *Collected:* **1/31/2012 5:09:00** *Analysis Type:* **RES/TOT** *Dilution:* **1**

Analyte	Lab Result	Lab Qual	DL	DL Type	RL	RL Type	Units	Data Review Qual	Reason Code
POTASSIUM	1200	J	300	MDL	900	LOD	ug/L	J	ProfJudg

Sample ID: **FWGSCFMW-002-1885-GF** *Collected:* **1/31/2012 12:08:00** *Analysis Type:* **RES/TOT** *Dilution:* **1**

Analyte	Lab Result	Lab Qual	DL	DL Type	RL	RL Type	Units	Data Review Qual	Reason Code
POTASSIUM	2300	J	300	MDL	900	LOD	ug/L	J	ProfJudg

Sample ID: **FWGSCFMW-004-1886-GF** *Collected:* **1/31/2012 9:18:00** *Analysis Type:* **RES/TOT** *Dilution:* **1**

Analyte	Lab Result	Lab Qual	DL	DL Type	RL	RL Type	Units	Data Review Qual	Reason Code
LEAD	3.3	J	1.7	MDL	5.0	LOD	ug/L	J	RI, Fd
POTASSIUM	2400	J	300	MDL	900	LOD	ug/L	J	ProfJudg

Sample ID: **FWGSCFMW-DUP4-1893-GF** *Collected:* **1/31/2012 11:02:00** *Analysis Type:* **RES/TOT** *Dilution:* **1**

Analyte	Lab Result	Lab Qual	DL	DL Type	RL	RL Type	Units	Data Review Qual	Reason Code
LEAD	5.0	U	1.7	MDL	5.0	LOD	ug/L	UJ	Fd
POTASSIUM	2400	J	300	MDL	900	LOD	ug/L	J	ProfJudg

Method Category: METALS
Method: 6020 **Matrix: AQ**

Sample ID: **FWGCBPMW-002C-1876-GF** *Collected:* **1/31/2012 3:48:00** *Analysis Type:* **RES/TOT** *Dilution:* **1**

Analyte	Lab Result	Lab Qual	DL	DL Type	RL	RL Type	Units	Data Review Qual	Reason Code
CADMIUM	0.033	J	0.023	MDL	0.070	LOD	ug/L	J	RI

* denotes a non-reportable result

Data Qualifier Summary

Lab Reporting Batch ID: 240-8137-1 Laboratory: TA CAN

EDD Filename: Prep240-8137-1 rev1 eQAPP Name: RVAAP-66

Method Category: METALS

Method: 6020 Matrix: AQ

Sample ID: FWGLL12MW-187C-1870-GF Collected: 1/31/2012 1:21:00 Analysis Type: RES/TOT Dilution: 1

Analyte	Lab Result	Lab Qual	DL	DL Type	RL	RL Type	Units	Data Review Qual	Reason Code
THALLIUM	0.39	J	0.32	MDL	1.0	LOD	ug/L	J	RI

Sample ID: FWGLL12MW-242C-1871-GF Collected: 1/31/2012 2:31:00 Analysis Type: RES/TOT Dilution: 1

Analyte	Lab Result	Lab Qual	DL	DL Type	RL	RL Type	Units	Data Review Qual	Reason Code
ANTIMONY	0.29	J	0.21	MDL	0.50	LOD	ug/L	J	RI
ZINC	10	J	8.8	MDL	20	LOD	ug/L	J	RI

Sample ID: FWGLL12MW-245C-1872-GF Collected: 1/31/2012 10:15:00 Analysis Type: RES/TOT Dilution: 1

Analyte	Lab Result	Lab Qual	DL	DL Type	RL	RL Type	Units	Data Review Qual	Reason Code
ALUMINUM	60	U	20	MDL	60	LOD	ug/L	UJ	Fd
CADMIUM	0.033	J	0.023	MDL	0.070	LOD	ug/L	J	RI, Fd

Sample ID: FWGLL12MW-DUP2-1891-GF Collected: 1/31/2012 11:05:00 Analysis Type: RES/TOT Dilution: 1

Analyte	Lab Result	Lab Qual	DL	DL Type	RL	RL Type	Units	Data Review Qual	Reason Code
ALUMINUM	44	J	20	MDL	60	LOD	ug/L	J	RI, Fd
CADMIUM	0.064	J	0.023	MDL	0.070	LOD	ug/L	J	RI, Fd

Sample ID: FWGLL3MW-241C-1861-GF Collected: 1/31/2012 12:39:00 Analysis Type: RES/TOT Dilution: 1

Analyte	Lab Result	Lab Qual	DL	DL Type	RL	RL Type	Units	Data Review Qual	Reason Code
IRON	47	J	44	MDL	100	LOD	ug/L	J	RI

Sample ID: FWGLL4MW-199C-1863-GF Collected: 1/31/2012 3:46:00 Analysis Type: RES/TOT Dilution: 1

Analyte	Lab Result	Lab Qual	DL	DL Type	RL	RL Type	Units	Data Review Qual	Reason Code
ALUMINUM	37	J	20	MDL	60	LOD	ug/L	J	RI

Sample ID: FWGSCFMW-002-1885-GF Collected: 1/31/2012 12:08:00 Analysis Type: RES/TOT Dilution: 1

Analyte	Lab Result	Lab Qual	DL	DL Type	RL	RL Type	Units	Data Review Qual	Reason Code
CADMIUM	0.027	J	0.023	MDL	0.070	LOD	ug/L	J	RI

* denotes a non-reportable result

Data Qualifier Summary

Lab Reporting Batch ID: 240-8137-1

Laboratory: TA CAN

EDD Filename: Prep240-8137-1 rev1

eQAPP Name: RVAAP-66

Sample ID: FWGSCFMW-004-1886-GF *Collected:* 1/31/2012 9:18:00 *Analysis Type:* RES/TOT *Dilution:* 1

Analyte	Lab Result	Lab Qual	DL	DL Type	RL	RL Type	Units	Data Review Qual	Reason Code
CADMIUM	0.035	J	0.023	MDL	0.070	LOD	ug/L	J	RI, Fd

Sample ID: FWGSCFMW-DUP4-1893-GF *Collected:* 1/31/2012 11:02:00 *Analysis Type:* RES/TOT *Dilution:* 1

Analyte	Lab Result	Lab Qual	DL	DL Type	RL	RL Type	Units	Data Review Qual	Reason Code
CADMIUM	0.070	U	0.023	MDL	0.070	LOD	ug/L	UJ	Fd

Sample ID: FWGCBPMW-002C-1876-GW *Collected:* 1/31/2012 3:48:00 *Analysis Type:* RES-BASE/NEUTRAL *Dilution:* 1

Analyte	Lab Result	Lab Qual	DL	DL Type	RL	RL Type	Units	Data Review Qual	Reason Code
TOXAPHENE	0.52	U	0.33	MDL	0.52	LOD	ug/L	R	ProfJudg, Lcs=0

Sample ID: FWGEQUIPRINSE2-1895-GW *Collected:* 1/31/2012 4:28:00 *Analysis Type:* RES-BASE/NEUTRAL *Dilution:* 1

Analyte	Lab Result	Lab Qual	DL	DL Type	RL	RL Type	Units	Data Review Qual	Reason Code
TOXAPHENE	0.53	U	0.34	MDL	0.53	LOD	ug/L	R	ProfJudg, Lcs=0

Sample ID: FWGLL12MW-187C-1870-GW *Collected:* 1/31/2012 1:21:00 *Analysis Type:* RES-BASE/NEUTRAL *Dilution:* 1

Analyte	Lab Result	Lab Qual	DL	DL Type	RL	RL Type	Units	Data Review Qual	Reason Code
TOXAPHENE	0.48	U	0.30	MDL	0.48	LOD	ug/L	R	ProfJudg, Lcs=0

Sample ID: FWGLL12MW-242C-1871-GW *Collected:* 1/31/2012 2:31:00 *Analysis Type:* RES-BASE/NEUTRAL *Dilution:* 1

Analyte	Lab Result	Lab Qual	DL	DL Type	RL	RL Type	Units	Data Review Qual	Reason Code
TOXAPHENE	0.48	U	0.30	MDL	0.48	LOD	ug/L	R	ProfJudg, Lcs=0

Sample ID: FWGLL12MW-245C-1872-GW *Collected:* 1/31/2012 10:15:00 *Analysis Type:* RES-BASE/NEUTRAL *Dilution:* 1

Analyte	Lab Result	Lab Qual	DL	DL Type	RL	RL Type	Units	Data Review Qual	Reason Code
TOXAPHENE	0.48	U	0.30	MDL	0.48	LOD	ug/L	R	ProfJudg, Lcs=0

* denotes a non-reportable result

Data Qualifier Summary

Lab Reporting Batch ID: 240-8137-1 Laboratory: TA CAN

EDD Filename: Prep240-8137-1 rev1 eQAPP Name: RVAAP-66

Method Category: SVOA

Method: 8081A Matrix: AQ

Sample ID: **FWGLL12MW-246C-1873-GW** *Collected:* **1/31/2012 3:51:00** *Analysis Type:* **RES-BASE/NEUTRAL** *Dilution:* **1**

Analyte	Lab Result	Lab Qual	DL	DL Type	RL	RL Type	Units	Data Review Qual	Reason Code
TOXAPHENE	0.48	U	0.30	MDL	0.48	LOD	ug/L	R	ProfJudg, Lcs=0

Sample ID: **FWGLL12MW-DUP2-1891-GW** *Collected:* **1/31/2012 11:05:00** *Analysis Type:* **RES-BASE/NEUTRAL** *Dilution:* **1**

Analyte	Lab Result	Lab Qual	DL	DL Type	RL	RL Type	Units	Data Review Qual	Reason Code
TOXAPHENE	0.48	U	0.30	MDL	0.48	LOD	ug/L	R	ProfJudg, Lcs=0

Sample ID: **FWGLL1MW-064C-1857-GW** *Collected:* **1/31/2012 10:49:00** *Analysis Type:* **RES-BASE/NEUTRAL** *Dilution:* **1**

Analyte	Lab Result	Lab Qual	DL	DL Type	RL	RL Type	Units	Data Review Qual	Reason Code
TOXAPHENE	0.48	U	0.30	MDL	0.48	LOD	ug/L	R	ProfJudg, Lcs=0

Sample ID: **FWGLL1MW-065C-1858-GW** *Collected:* **1/31/2012 9:19:00** *Analysis Type:* **RES-BASE/NEUTRAL** *Dilution:* **1**

Analyte	Lab Result	Lab Qual	DL	DL Type	RL	RL Type	Units	Data Review Qual	Reason Code
TOXAPHENE	0.48	U	0.30	MDL	0.48	LOD	ug/L	R	ProfJudg, Lcs=0

Sample ID: **FWGLL3MW-241C-1861-GW** *Collected:* **1/31/2012 12:39:00** *Analysis Type:* **RES-BASE/NEUTRAL** *Dilution:* **1**

Analyte	Lab Result	Lab Qual	DL	DL Type	RL	RL Type	Units	Data Review Qual	Reason Code
TOXAPHENE	0.49	U	0.31	MDL	0.49	LOD	ug/L	R	ProfJudg, Lcs=0

Sample ID: **FWGLL3MW-242C-1862-GW** *Collected:* **1/31/2012 2:09:00** *Analysis Type:* **RES-BASE/NEUTRAL** *Dilution:* **1**

Analyte	Lab Result	Lab Qual	DL	DL Type	RL	RL Type	Units	Data Review Qual	Reason Code
TOXAPHENE	0.48	U	0.30	MDL	0.48	LOD	ug/L	R	ProfJudg, Lcs=0

Sample ID: **FWGLL4MW-199C-1863-GW** *Collected:* **1/31/2012 3:46:00** *Analysis Type:* **RES-BASE/NEUTRAL** *Dilution:* **1**

Analyte	Lab Result	Lab Qual	DL	DL Type	RL	RL Type	Units	Data Review Qual	Reason Code
TOXAPHENE	0.48	U	0.30	MDL	0.48	LOD	ug/L	R	ProfJudg, Lcs=0

Sample ID: **FWGSCFMW-002-1885-GW** *Collected:* **1/31/2012 12:08:00** *Analysis Type:* **RES-BASE/NEUTRAL** *Dilution:* **1**

Analyte	Lab Result	Lab Qual	DL	DL Type	RL	RL Type	Units	Data Review Qual	Reason Code
TOXAPHENE	0.53	U	0.34	MDL	0.53	LOD	ug/L	R	ProfJudg, Lcs=0

* denotes a non-reportable result

Project Name and Number: 030174.0016 - RVAAP 66 (OH)

Data Qualifier Summary

Lab Reporting Batch ID: 240-8137-1 Laboratory: TA CAN

EDD Filename: Prep240-8137-1 rev1 eQAPP Name: RVAAP-66

Method Category: SVOA **Method:** 8081A **Matrix:** AQ

Sample ID: **FWGSCFMW-004-1886-GW** *Collected:* **1/31/2012 9:18:00** *Analysis Type:* **RES-BASE/NEUTRAL** *Dilution:* **5**

Analyte	Lab Result	Lab Qual	DL	DL Type	RL	RL Type	Units	Data Review Qual	Reason Code
TOXAPHENE	2.4	U	1.5	MDL	2.4	LOD	ug/L	R	ProfJudg, Lcs=0

Sample ID: **FWGSCFMW-DUP4-1893-GW** *Collected:* **1/31/2012 11:02:00** *Analysis Type:* **RES-BASE/NEUTRAL** *Dilution:* **1**

Analyte	Lab Result	Lab Qual	DL	DL Type	RL	RL Type	Units	Data Review Qual	Reason Code
TOXAPHENE	0.53	U	0.34	MDL	0.53	LOD	ug/L	R	ProfJudg, Lcs=0

Method Category: SVOA **Method:** 8082 **Matrix:** AQ

Sample ID: **FWGLL12MW-187C-1870-GW** *Collected:* **1/31/2012 1:21:00** *Analysis Type:* **RES-BASE/NEUTRAL** *Dilution:* **1**

Analyte	Lab Result	Lab Qual	DL	DL Type	RL	RL Type	Units	Data Review Qual	Reason Code
AROCLOR 1016	0.19	U	0.16	MDL	0.19	LOD	ug/L	UJ	Surr
AROCLOR 1221	0.19	U	0.12	MDL	0.19	LOD	ug/L	UJ	Surr
AROCLOR 1232	0.19	U	0.15	MDL	0.19	LOD	ug/L	UJ	Surr
AROCLOR 1242	0.38	U	0.21	MDL	0.38	LOD	ug/L	UJ	Surr
AROCLOR 1248	0.19	U	0.095	MDL	0.19	LOD	ug/L	UJ	Surr
AROCLOR 1254	0.19	U	0.15	MDL	0.19	LOD	ug/L	UJ	Surr
AROCLOR 1260	0.19	U	0.16	MDL	0.19	LOD	ug/L	UJ	Surr

Method Category: SVOA **Method:** 8270C **Matrix:** AQ

Sample ID: **FWGCBPMW-002C-1876-GW** *Collected:* **1/31/2012 3:48:00** *Analysis Type:* **RES-BASE/NEUTRAL** *Dilution:* **1**

Analyte	Lab Result	Lab Qual	DL	DL Type	RL	RL Type	Units	Data Review Qual	Reason Code
BIS(2-ETHYLHEXYL)PHTHALATE	1.9	J	0.80	MDL	0.80	LOD	ug/L	JB	Eb

Sample ID: **FWGEQUIPRINSE2-1895-GW** *Collected:* **1/31/2012 4:28:00** *Analysis Type:* **RES-ACID** *Dilution:* **1**

Analyte	Lab Result	Lab Qual	DL	DL Type	RL	RL Type	Units	Data Review Qual	Reason Code
2,4-DINITROPHENOL	2.6	U	2.6	MDL	2.6	LOD	ug/L	UJ	ProfJudg
4,6-DINITRO-2-METHYLPHENOL	2.6	U	2.6	MDL	2.6	LOD	ug/L	UJ	ProfJudg

* denotes a non-reportable result

Project Name and Number: 030174.0016 - RVAAP 66 (OH)

Data Qualifier Summary

Lab Reporting Batch ID: 240-8137-1 Laboratory: TA CAN

EDD Filename: Prep240-8137-1 rev1 eQAPP Name: RVAAP-66

Method Category: SVOA

Method: 8270C **Matrix:** AQ

Sample ID: **FWGLL12MW-182C-1868-GW** *Collected:* **1/31/2012 9:05:00** *Analysis Type:* **RES-BASE/NEUTRAL** *Dilution:* **1**

Analyte	Lab Result	Lab Qual	DL	DL Type	RL	RL Type	Units	Data Review Qual	Reason Code
BIS(2-ETHYLHEXYL)PHTHALATE	1.1	J	0.76	MDL	0.76	LOD	ug/L	J B	Eb

Sample ID: **FWGLL12MW-187C-1870-GW** *Collected:* **1/31/2012 1:21:00** *Analysis Type:* **RES-ACID** *Dilution:* **1**

Analyte	Lab Result	Lab Qual	DL	DL Type	RL	RL Type	Units	Data Review Qual	Reason Code
2,4-DINITROPHENOL	2.3	U	2.3	MDL	2.3	LOD	ug/L	UJ	ProfJudg
4,6-DINITRO-2-METHYLPHENOL	2.3	U	2.3	MDL	2.3	LOD	ug/L	UJ	ProfJudg

Sample ID: **FWGLL12MW-242C-1871-GW** *Collected:* **1/31/2012 2:31:00** *Analysis Type:* **RES-ACID** *Dilution:* **1**

Analyte	Lab Result	Lab Qual	DL	DL Type	RL	RL Type	Units	Data Review Qual	Reason Code
2,4-DINITROPHENOL	2.3	U	2.3	MDL	2.3	LOD	ug/L	UJ	ProfJudg
4,6-DINITRO-2-METHYLPHENOL	2.3	U	2.3	MDL	2.3	LOD	ug/L	UJ	ProfJudg
BIS(2-ETHYLHEXYL)PHTHALATE	0.77	J	0.76	MDL	0.76	LOD	ug/L	J B	Eb

Sample ID: **FWGLL12MW-245C-1872-GW** *Collected:* **1/31/2012 10:15:00** *Analysis Type:* **RES-ACID** *Dilution:* **1**

Analyte	Lab Result	Lab Qual	DL	DL Type	RL	RL Type	Units	Data Review Qual	Reason Code
2,4-DINITROPHENOL	2.3	U	2.3	MDL	2.3	LOD	ug/L	UJ	ProfJudg
4,6-DINITRO-2-METHYLPHENOL	2.3	U	2.3	MDL	2.3	LOD	ug/L	UJ	ProfJudg
BIS(2-ETHYLHEXYL)PHTHALATE	0.76	U	0.76	MDL	0.76	LOD	ug/L	UJ	Fd

Sample ID: **FWGLL12MW-246C-1873-GW** *Collected:* **1/31/2012 3:51:00** *Analysis Type:* **RES-ACID** *Dilution:* **1**

Analyte	Lab Result	Lab Qual	DL	DL Type	RL	RL Type	Units	Data Review Qual	Reason Code
2,4-DINITROPHENOL	2.3	U	2.3	MDL	2.3	LOD	ug/L	UJ	ProfJudg
4,6-DINITRO-2-METHYLPHENOL	2.3	U	2.3	MDL	2.3	LOD	ug/L	UJ	ProfJudg

Sample ID: **FWGLL12MW-DUP2-1891-GW** *Collected:* **1/31/2012 11:05:00** *Analysis Type:* **RES-BASE/NEUTRAL** *Dilution:* **1**

Analyte	Lab Result	Lab Qual	DL	DL Type	RL	RL Type	Units	Data Review Qual	Reason Code
BIS(2-ETHYLHEXYL)PHTHALATE	0.94	J	0.76	MDL	0.76	LOD	ug/L	~~UJ~~ JB	Eb, Fd

* denotes a non-reportable result

Project Name and Number: 030174.0016 - RVAAP 66 (OH)

Data Qualifier Summary

Lab Reporting Batch ID: 240-8137-1 | Laboratory: TA CAN

EDD Filename: Prep240-8137-1 rev1 | eQAPP Name: RVAAP-66

Method Category: SVOA

Method: 8270C | Matrix: AQ

Sample ID: FWGLL1MW-065C-1858-GW | Collected: 1/31/2012 9:19:00 | Analysis Type: RES-BASE/NEUTRAL | Dilution: 1

Analyte	Lab Result	Lab Qual	DL	DL Type	RL	RL Type	Units	Data Review Qual	Reason Code
BIS(2-ETHYLHEXYL)PHTHALATE	0.99	J	0.76	MDL	0.76	LOD	ug/L	~~J~~ B	Eb

Sample ID: FWGLL3MW-241C-1861-GW | Collected: 1/31/2012 12:39:00 | Analysis Type: RES-BASE/NEUTRAL | Dilution: 1

Analyte	Lab Result	Lab Qual	DL	DL Type	RL	RL Type	Units	Data Review Qual	Reason Code
BIS(2-ETHYLHEXYL)PHTHALATE	0.88	J	0.76	MDL	0.76	LOD	ug/L	~~J~~ B	Eb

Sample ID: FWGLL3MW-242C-1862-GW | Collected: 1/31/2012 2:09:00 | Analysis Type: RES-BASE/NEUTRAL | Dilution: 1

Analyte	Lab Result	Lab Qual	DL	DL Type	RL	RL Type	Units	Data Review Qual	Reason Code
BIS(2-ETHYLHEXYL)PHTHALATE	1.3	J	0.76	MDL	0.76	LOD	ug/L	~~J~~ B	Eb

Sample ID: FWGSCFMW-002-1885-GW | Collected: 1/31/2012 12:08:00 | Analysis Type: RES-BASE/NEUTRAL | Dilution: 1

Analyte	Lab Result	Lab Qual	DL	DL Type	RL	RL Type	Units	Data Review Qual	Reason Code
BENZO(A)PYRENE	0.10	U	0.10	MDL	0.10	LOD	ug/L	UJ	Ms, Ms
NAPHTHALENE	0.10	U	0.10	MDL	0.10	LOD	ug/L	UJ	Ms
NITROBENZENE	0.10	U	0.041	MDL	0.10	LOD	ug/L	UJ	Ms

Sample ID: FWGSCFMW-004-1886-GW | Collected: 1/31/2012 9:18:00 | Analysis Type: RES-ACID | Dilution: 1

Analyte	Lab Result	Lab Qual	DL	DL Type	RL	RL Type	Units	Data Review Qual	Reason Code
2,4-DINITROPHENOL	2.5	U	2.5	MDL	2.5	LOD	ug/L	UJ	ProfJudg
4,6-DINITRO-2-METHYLPHENOL	2.5	U	2.5	MDL	2.5	LOD	ug/L	UJ	ProfJudg
BIS(2-ETHYLHEXYL)PHTHALATE	0.83	U	0.83	MDL	0.83	LOD	ug/L	UJ	Fd

Sample ID: FWGSCFMW-DUP4-1893-GW | Collected: 1/31/2012 11:02:00 | Analysis Type: RES-ACID | Dilution: 1

Analyte	Lab Result	Lab Qual	DL	DL Type	RL	RL Type	Units	Data Review Qual	Reason Code
2,4-DINITROPHENOL	2.3	U	2.3	MDL	2.3	LOD	ug/L	UJ	ProfJudg
4,6-DINITRO-2-METHYLPHENOL	2.3	U	2.3	MDL	2.3	LOD	ug/L	UJ	ProfJudg
BIS(2-ETHYLHEXYL)PHTHALATE	0.76	J	0.76	MDL	0.76	LOD	ug/L	~~UJ~~ JB	Eb, Fd

* denotes a non-reportable result

Project Name and Number: 030174.0016 - RVAAP 66 (OH)

Data Qualifier Summary

Lab Reporting Batch ID: 240-8137-1 Laboratory: TA CAN

EDD Filename: Prep240-8137-1 rev1 eQAPP Name: RVAAP-66

Method Category: SVOA

Method: 8330 Matrix: AQ

Sample ID: **FWGLL3MW-241C-1861-GW** *Collected:* **1/31/2012 12:39:00** *Analysis Type:* **DL-BASE/NEUTRAL** *Dilution:* **0.99**

Analyte	Lab Result	Lab Qual	DL	DL Type	RL	RL Type	Units	Data Review Qual	Reason Code
1,3,5-TRINITROBENZENE	19	E	0.030	MDL	0.050	LOD	ug/L	J	Surr
2,4,6-TRINITROTOLUENE	10		0.050	MDL	0.050	LOD	ug/L	J	Surr
2,4-DINITROTOLUENE	0.053	J PG	0.050	MDL	0.050	LOD	ug/L	J	ProfJudg, Surr
2,6-DINITROTOLUENE	0.19		0.050	MDL	0.050	LOD	ug/L	J	Surr
2-AMINO-4,6-DINITROTOLUENE	4.8		0.099	MDL	0.099	LOD	ug/L	J	Surr
4-AMINO-2,6-DINITROTOLUENE	4.8		0.050	MDL	0.050	LOD	ug/L	J	Surr
Hexahydro-1,3,5-Trinitro-1,3,5-Triazine (RDX)	1.6		0.036	MDL	0.050	LOD	ug/L	J	Surr
Octahydro-1,3,5,7-tetranitro-1,3,5,7-tetrazocine (HMX)	0.43		0.036	MDL	0.050	LOD	ug/L	J	Surr

Sample ID: **FWGLL3MW-241C-1861-GWRE** *Collected:* **1/31/2012 12:39:00** *Analysis Type:* **DL2-BASE/NEUTRAL** *Dilution:* **1.99**

Analyte	Lab Result	Lab Qual	DL	DL Type	RL	RL Type	Units	Data Review Qual	Reason Code
1,3,5-TRINITROBENZENE	21	Q	0.060	MDL	0.10	LOD	ug/L	J	Surr

Method Category: VOA

Method: 8260B Matrix: AQ

Sample ID: **FWG TEAM2 TRIP** *Collected:* **1/31/2012 8:00:00** *Analysis Type:* **RES** *Dilution:* **1**

Analyte	Lab Result	Lab Qual	DL	DL Type	RL	RL Type	Units	Data Review Qual	Reason Code
METHYLENE CHLORIDE	0.74	J B	0.33	MDL	0.50	LOD	ug/L	~~U~~ JB	Mb, ProfJudg

Sample ID: **FWG TEAM3 TRIP** *Collected:* **1/31/2012 8:00:00** *Analysis Type:* **RES** *Dilution:* **1**

Analyte	Lab Result	Lab Qual	DL	DL Type	RL	RL Type	Units	Data Review Qual	Reason Code
METHYLENE CHLORIDE	0.71	J B	0.33	MDL	0.50	LOD	ug/L	~~U~~ JB	Mb, ProfJudg

Sample ID: **FWGTEAM1-TRIP** *Collected:* **1/31/2012 8:00:00** *Analysis Type:* **RES** *Dilution:* **1**

Analyte	Lab Result	Lab Qual	DL	DL Type	RL	RL Type	Units	Data Review Qual	Reason Code
METHYLENE CHLORIDE	0.66	J B	0.33	MDL	0.50	LOD	ug/L	~~U~~ JB	Mb, ProfJudg

* denotes a non-reportable result

Project Name and Number: 030174.0016 - RVAAP 66 (OH)

Data Qualifier Summary

Lab Reporting Batch ID: 240-8137-1 | Laboratory: TA CAN

EDD Filename: Prep240-8137-1 rev1 | eQAPP Name: RVAAP-66

Reason Code Legend

Reason Code	*Description*
Cb	Calibration Blank Contamination
Eb	Equipment Blank Contamination
Fd	Field Duplicate Precision
Lcs=0	Laboratory Control Sample Count = 0
Mb	Method Blank Contamination
Ms	Matrix Spike Lower Estimation
Ms	Matrix Spike Precision
ProfJudg	Professional Judgment
RI	Reporting Limit Trace Value
Surr	Surrogate/Tracer Recovery Lower Estimation
Surr	Surrogate/Tracer Recovery Upper Estimation

* denotes a non-reportable result

Data Verification Summary

Site: Ravenna Army Ammunition Plant
Sampling Event: January 2012 **Date:** May 23, 2012
Sample Delivery Group: 240-8176-1 **Revision:** 1

Data Reviewer: Angye Dragotta /Environmental Quality Management, Inc. (EQM, Inc.)

QA/QC Summary

On February 1, 2012 the following samples were collected from groundwater-monitoring wells at Ravenna Army Ammunition Plant and analyzed as part of SDG 240-8176-1. Data analysis was performed by Test America, North Canton with the exception of the analytical for methods 8330, M8330 and TALSOP WS-WC-0050. Methods 8330, M8330, and TAL SOP WS-WC-0050 were analyzed by Test America, West Sacramento.

Field Sample ID	Method	Analytes
FWGEQUIPRinse3-1896-GW	SW846 8260B SW846 8081A SW846 8082A SW846 9012 SW846 8330 SW846 M8330 TAL- SOP WS-WC-0050	VOCs Pesticides PCB Cyanide Explosives Nitroguanidine Nitrocellulose
FWGDETmw-004c-1878-GW		
FWGDETmw-003c-1877-GW		
FWGDA2mw-108c-1879-GW	SW846 8330 SW846 M8330 TAL- SOP WS-WC-0050	Explosives Nitroguanidine Nitrocellulose
FWGWBGmw-007c-1888-GW	SW846 8260B SW846 8330 SW846 M8330 TAL- SOP WS-WC-0050	VOCs Explosives Nitroguanidine Nitrocellulose
FWGWBGmw-006c-1887-GW		
FWGWBGmw-009c-1889-GW		
FWGBKGmw005c-1855-GW		
FWGLL1mw-007c-1867-GW		
FWGBKGmw005c-1855-GW	SW846 8081A SW846 8082A	Pesticides PCB
FWGCBLmw-002c-1875-GW	SW846 8082A	PCB
FWGDA2mw-108c-1879-GW		
FWGLL1mw-007c-1867-GW	SW846 8081A	Pesticides
FWGEQUIPRinse3-1896-GW	SW846 8270C (Full List)	SVOCs
FWGDETmw-004c-1878-GW		
FWGDETmw-003c-1877-GW		
FWGWBGmw-007c-1888-GW	SW846 8270C (Nitroaromatics and phthalates)	
FWGWBGmw-006c-1887-GW		
FWGWBGmw-009c-1889-GW		
FWGBKGmw005c-1855-GW		
FWGLL1mw-007c-1867-GW		
FWGDA2mw-108c-1879-GW		
FWGCBLmw-002c-1875-GW	SW846 8270C (Nitroaromatics, PAH and phthalates)	
FWGNTAmw-109c-1881-GW		
FWGLL6mw-002c-1864-GW		
FWGEQUIPRinse3-1896-GW	SW846 6010B/6020/7470A	TAL23 Metals
FWGWBGmw-007c-1888-GF	SW846 6010B/6020/7470A	TAL23 Metals (Filtered)
FWGWBGmw-006c-1887-GF		
FWGWBGmw-009c-1889-GF		
FWGBKGmw005c-1855-GF		
FWGLL1mw-007c-1867-GF		
FWGNTAmw-109c-1881-GF		
FWGLL6mw-002c-1864-GF		
FWGDA2mw-108c-1879-GF		
FWGDETmw-004c-1878-GF		
FWGDETmw-003c-1877-GF		
FWGTEAM1-Trip	SW846 8260B	VOCs
FWGTEAM2-Trip		

Data Verification Summary

Site: Ravenna Army Ammunition Plant
Sampling Event: January 2012 **Date:** May 23, 2012
Sample Delivery Group: 240-8176-1 **Revision:** 1

Field Sample ID	Method	Analytes
FWGTEAM3-Trip		
FWGNTAmw-109c-1881-GW		

The data presented in this report were evaluated according to the Final Facility Wide Groundwater Monitoring Program, RVAAP-66 Facility Wide Groundwater Quality Assurance Project Plan (QAPP) Addendum for the Ravenna Army Ammunition Plant, Ravenna, OH, Environmental Quality Management, January, 2012. The following documents will be used as needed to supplement the project documentation: e United States Department of Defense (DoD) Quality Services Manual (QSM) for Environmental Laboratories, Version 4.1, and the United States Army Corps of Engineers (USACE), Louisville District Quality Systems Manual Supplement (LS), EPA National Functional Guidelines (NFG) for Organic Data Review, EPA-540/R-08-01, June 2008, NFG for Inorganic Data Review, EPA-540/R-04-004, October 2004, Analytical Methods, and Laboratory Standard Operating Procedures. The QC criteria provided in the reference documents represent accuracy and precision performance goals for each analytical method. QC criteria reviewed for each method are listed below, along with any outliers.

All analytical results have been verified against compliance requirements specified in the project QAP, QSM, LS, associated analytical methods and/or SOPs, as appropriate, and reported by the laboratory as directed by the DoD QSM. Previously, results were evaluated using LCG. Under LCG, sample results were reported as nondetect to the MDL and reported as estimated between the MDL and RL. As a result of the transition from LCG to QSM, the following definitions were used by the laboratory in reporting data:

LOD - An estimate of the minimum amount of a substance that an analytical process can reliably detect.

LOQ - The lowest concentration that produces a quantitative result within specified limits of precision and bias.

DL- The smallest analyte concentration that can be demonstrated to be different from zero or a blank concentration at the 99% level of confidence.

The DL and LOQ were listed as headers in the laboratory reports and data was qualified by the laboratory as follows; nondetect results were reported at the LOD with a “U” flag. Results between the DL and LOQ were reported as estimated, qualified with a “J” flag.

Checklists used in review of the data have been presented in Appendix 1. Outliers have been noted below and results requiring qualification, as a result of this verification process, have been summarized in Appendix 2.

The cooler temperatures were documented as being acceptable upon receipt at the North Canton Laboratory.

The completeness objective for the project was 90%. The completeness objective was met for this SDG, 99.6%. Limitations, if any, on the data are indicated with qualifiers detailed below.

VOAs - 8260B

The following QC criteria were reviewed with acceptable results, except as noted below:

- Holding times, preservation, sample handling
- Tuning criteria
- Initial Calibration Criteria including SPCC and CCC compounds
- ICV/CCV criteria
- Internal standard area counts and retention times
- LOD and MRL verification criteria
- Method/Field/Trip blank Criteria
- Surrogate recoveries
- Field duplicate RPD criteria
- Laboratory Control Sample criteria
- Matrix Spike Recovery Criteria and RPD

MRL Recovery

- The opening MRL analyzed 2/3/12 at 1111 recovered above control limits of 70-130% for methylene chloride at 315%.

- The closing MRL check analyzed 2/3/12 at 2020 recovered above limits of 70-130% for methylene chloride at 184%, chloroethane at 139% and bromomethane at 134%.

The methylene chloride result for sample FWGTEAM1-TRIP was qualified as estimated, "J". No qualifiers were required for the chloroethane and bromomethane outliers as there were no detected concentrations reported for these analytes.

- The opening MRL analyzed 2/6/12 at 1049 recovered above control limits of 70-130% for methylene chloride at 195%.
- The closing MRL check analyzed 2/6/12 at 1734 recovered above limits of 70-130% for methylene chloride at 184%, chloroethane at 138% and bromomethane at 133%. m,p-Xylene recovered below control limits of 70-130% at 69%, o-xylene at 65% and totals xylenes at 68%.

The o-xylene, m,p-xylene and total xylene results for samples FWGWBGmw-009c-1889-GW , FWGEQUIPRinse3-1896-GW, FWGTEAM2-TRIP, FWGTEAM3-TRIP, FWGBKGmw-005c-1855-GW, FWGLL11mw-007c-1867-GW, FWGNTAmw-109c-1881-GW, FWGDETmw-004c-1878-GW and FWGDETmw-003c-1877-GW were qualified as estimated, "UJ". The methylene chloride result for samples FWGTeam2-Trip and FWGTeam3-Trip were qualified as estimated, "J". No qualifiers were required for the chloroethane and bromomethane outliers as there were no detected concentrations of chloroethane and bromomethane reported for the bracketed samples.

Blanks

- Methylene chloride was detected in the method blank from batch 240-32586 at 2.48ug/L and in batch 240-32807 at 0.688ug/L. The methylene chloride results for samples FWGTEAM1-TRIP, FWGTEAM2-TRIP and FWGTEAM3-TRIP were qualified, "B".
- Methylene chloride was detected in FWGTEAM1-TRIP at 0.66ug/L and chloroform at 0.16ug/L. FWGTEAM2-TRIP had acetone detected at 1.5ug/L and methylene chloride at 0.71ug/L. FWGTEAM3-TRIP had acetone detected at 1.1ug/L and methylene chloride at 0.85ug/L. FWGEQUIPRinse3-1896-GW had acetone detected at 14ug/L and 2-butanone at 1.3ug/L. No qualifications were made for methylene chloride, 2-butanone, chloroform or acetone contamination as there were no detected results for the associated field samples.

SVOCs- 8270C

The following QC criteria were reviewed with acceptable results, except as noted below:

- Holding times, preservation, sample handling
- Tuning criteria
- Initial Calibration Criteria including SPCC and CCC compounds
- ICV/CCV criteria
- Internal standard area counts and retention times
- LOD and MRL verification criteria
- Method/Field blank Criteria
- Surrogate recoveries
- Field duplicate RPD criteria
- Laboratory Control Sample criteria
- Matrix Spike Recovery Criteria and RPD

CCV

The CCV analyzed 2/15/12 recovered above control limits with a %D of 21.2% for 4-nitrophenol. No qualifications were made as there were no reported 4-nitrophenol concentrations for the associated field samples.

LCS Recovery

The LCS recovered below control limits of 55-110% at 54% for benzo(a)pyrene. The benzo(a)pyrene results for samples FWGBKGmw-005c-1855-GW, FWGCBLmw-002c-GW, FWGDA2mw-108c-1879-GW, FWGDETmw-003c-1877-GW, FWGDETmw-004-1878-GW, FWGEQUIPRinse3-1898-GW, FWGLL11mw-007c-1867-GW, FWGLL6mw-002c-1864-GW, FWGNTAmw-109c-1881-GW, FWGWBGmw-006c-1887-GW, FWGWBGmw-007c-1888-GW and FWWBGmw-009c-1889-GW were qualified as estimated, "UJ".

Site: Ravenna Army Ammunition Plant
Sampling Event: January 2012 **Date:** May 23, 2012
Sample Delivery Group: 240-8176-1 **Revision:** 1

Pesticides- 8081A

The following QC criteria were reviewed with acceptable results, except as noted below:

- Preservation, holding time and sample handling
- Initial Calibration criteria
- DDT and Endrin breakdown criteria
- Retention time criteria
- ICV criteria
- CCV Criteria
- Method/Field blank Criteria
- LCS Recoveries
- Field Duplicate Criteria
- LOD and MRL verification criteria
- Matrix Spike Recovery Criteria and RPD
- Surrogate Recoveries
- Second Column confirmation criteria

MRL Recovery

The opening MRL analyzed 2/5/12 recovered above upper control limits (UCL) of 130% for 4,4'-DDD at 170% and at 204% in the closing MRL. No qualifications were made for these outliers as there were no reported concentrations for the bracketed field samples.

The MRL was not spiked for toxaphene. The toxaphene results were qualified as unusable, "R".

CCV Recovery

- The CCV analyzed 2/5/12 @ 0457 had %D above 20% for 4,4'-DDD at 23.1%(CLP-1) and 35.6% (CLP-2).
- The CCV analyzed 2/5/12 @ 0921 had %D above 20% for 4,4'-DDD at 34.2%(CLP-1) and 42.4% (CLP-2), methoxychlor at 30.7%(CLP-1) and TCMX at 28.4%(CLP-1).
- The CCV analyzed 2/16/12 @ 2257 had %D above 20% methoxychlor at 28.1%(CLP-2)

No qualifications were made as there were no detected concentrations of 4,4'-DDD or methoxychlor in the associated field samples.

LCS Recovery

Toxaphene was not spiked for the LCS. Toxaphene results were qualified as unusable, "R".

Surrogate Recovery

The surrogate, TCMX, recovered above control limits of 25-140% in sample FWGDETmw-003c-1877-GW on CLP-2. No qualifications were made as there were no detected concentrations reported for sample FWGDETmw-003c-1877-GW.

PCB- 8082

The following QC criteria were reviewed with acceptable results, except as noted below:

- Preservation, holding time and sample handling
- Initial Calibration criteria
- DDT and Endrin breakdown criteria
- Retention time criteria
- ICV criteria
- CCV Criteria
- Method/Field blank Criteria
- LCS Recoveries
- Field Duplicate Criteria
- LOD and MRL verification criteria
- Matrix Spike Recovery Criteria and RPD
- Surrogate Recoveries
- Second Column confirmation criteria

Site: Ravenna Army Ammunition Plant
Sampling Event: January 2012 **Date:** May 23, 2012
Sample Delivery Group: 240-8176-1 **Revision:** 1

CCV

- The CCV analyzed 2/4/12 @2151 had a %D above control limits of 20% at 30% for DCB (CLP-1) and 21.7% for PCB-1260 on CLP-2.
- The CCV analyzed 2/10/12 @0513 had a %D above control limits of 20% at 26.5% for DCB (CLP-2) and at 26.1% for on CLP-1. The avg %D for PCB-1260 on CLP-2. was above control limits of 20% at 22.8%.
- The CCV analyzed 2/10/12 @0318 had a %D above control limits of 20% at 27.2% for DCB (CLP-2) and at 23% for on CLP-1. The avg %D for PCB-1260 on CLP-2 was above control limits of 20% at 20.7%.

No qualifications were made as there were no detected aroclor concentrations reported.

Surrogate Recovery

The surrogate, DCB, recovered below control limits of 40-135% on the primary column for sample FWGDETmw-003c-1877-GW at 24% and at 27% on the confirmation column. The results for sample FWGDETmw-003c-1877-GW were qualified as estimated, "UJ".

Metals - 6010B

The following QC criteria were reviewed with acceptable results, except as noted below:

- Holding times, preservation, sample handling
- Initial Calibration criteria
- ICV and CCV criteria
- ICB /CCBs criteria
- LOD and MRL verification criteria
- Method/Field blank Criteria
- LCS percent recovery criteria
- Lab and Field duplicate RPD criteria
- Matrix spike Recovery
- Serial Dilution RPD
- Postspike Recovery

Blanks

- The ICB analyzed 2/9/11 had magnesium detected at 169ug/L. The magnesium result for sample FWGEQUIPRinse-3-1896-GW was qualified "U" as the detected concentration was <5x the magnesium contamination.
- The CCBs analyzed 2/9/11 had magnesium detected from 168ug/L to 174ug/L. The magnesium result for sample FWGEQUIPRinse-3-1896-GW was qualified "U" as the detected concentration was <5x the magnesium contamination.
- The method blank from batch 240-33135 had magnesium detected at 213ug/L and from batch 240-33141, magnesium was detected at 196ug/L , The magnesium result for sample FWGEQUIPRinse3-1896-GW was qualified, "B".
- The equipment rinse, FWGEQUIPRinse3-1896-GW, had magnesium detected at 170ug/L. No qualifications were required as the detected concentrations reported for magnesium were above 5x magnesium contamination.

Metals - 6020

The following QC criteria were reviewed with acceptable results, except as noted below:

- Holding times, preservation, sample handling
- Initial Calibration criteria
- ICV and CCV criteria
- ICB /CCBs criteria
- LOD and MRL verification criteria
- Method/Field blank Criteria
- LCS percent recovery criteria
- Lab and Field duplicate RPD criteria
- Matrix spike Recovery
- Serial Dilution RPD
- Postspike Recovery

Site: Ravenna Army Ammunition Plant
Sampling Event: January 2012 **Date:** May 23, 2012
Sample Delivery Group: 240-8176-1 **Revision:** 1

Blanks
The CCBs analyzed 2/9/12 had detected cadmium from 0.024ug/L to 0.036ug/L. The cadmium results for samples FWGNTAmw-109c-1881-GF and FWGDETmw-004c-1878-GF were qualified "U" as the detected concentrations were <5x the blank contamination.

Mercury - 7470A
The following QC criteria were reviewed with acceptable results, except as noted below:

- Holding times, preservation, sample handling
- Initial Calibration criteria
- ICV and CCV criteria
- ICB /CCBs criteria
- Method/Field blank Criteria
- LOD and MRL verification criteria
- LCS percent recovery criteria
- Lab and Field duplicate RPD criteria
- Matrix Spike Recovery

No QC outliers were noted.

Cyanide - 9012
The following QC criteria were reviewed with acceptable results, except as noted below:

- Holding times, preservation, sample handling
- Initial Calibration criteria
- ICV and CCV criteria
- ICB /CCBs criteria
- Method/Field blank Criteria
- LOD and MRL verification criteria
- LCS percent recovery criteria
- MS percent recovery
- Matrix Duplicate RPD criteria
- Field duplicate RPD criteria

MRL Recovery
Only an opening MRL was analyzed. The results for samples FWGDETmw-004c-1878-GW, FWGDETmw-003c-1877-GW and FWGEQUIPRINSE-3-1896-GW were qualified as estimated, "UJ".

Explosives- 8330
The following QC criteria were reviewed with acceptable results, except as noted below:

- Holding times, preservation, sample handling
- Initial Calibration Criteria
- ICV and CCV criteria
- Retention time criteria
- LOD and MRL verification criteria
- Surrogate recovery criteria
- Equipment and method blanks free from contamination
- LCS/LCD Recovery and RPD Criteria
- Matrix spike recovery and RPD

No QC Outliers were noted.

Nitroguanidine- 8330M
The following QC criteria were reviewed with acceptable results, except as noted below:

- Holding times, preservation, sample handling
- Initial Calibration criteria
- Retention time criteria
- LOD and MRL verification criteria
- ICV and CCV criteria

- The method blank and equipment blanks were free from contamination
- LCS/LCSD percent recoveries and RPD value criteria
- Matrix spike recovery criteria
- Field Duplicate RPD

No QC outliers were noted.

Nitrocellulose – WS-WC-0050

The following QC criteria were reviewed with acceptable results, except as noted below:

- Holding times, preservation, sample handling
- Sample preparation criteria
- Initial Calibration criteria
- ICV and CCV criteria
- The method and equipment blanks were free from contamination
- LOD and MRL verification criteria
- ICB and CCBs were free from contamination
- LCS/LCSD percent recoveries and RPD value criteria
- MS/MSD percent recoveries
- Field Duplicate RPD

MRL Recovery

An MRL check was not analyzed, but the LCS recovered within control limits as did the bracketing CCVs. The results for samples FWGWBGmw-007c-1888-GW, FWGWBGmw-006c-1887-GW, FWGWBGmw-009c-1889-GW, FWGBKGmw-005c-1855-GW, FWGLL11mw-007c-1867-GW, FWGDETmw-004c-1878-GW, FWGDETmw-003c-1877-GW, FWGDA2mw-108c-1879-GW and FWGEQUIPRINSE-3-1896-GW were qualified as estimated, “UJ”.

Job ID: 240-8176-1 s

Laboratory: TestAmerica North Cantons

Narratives

CASE NARRATIVE s

Client: Environmental Quality Mgt., Inc. s

Project: RVAAP (OH) s

Report Number: 240-8176-1 s

W th the exceptions noted as flags or footnotes, standard analytical protocols were followed in the analysis of the samples and no i problems were encountered or anomalies observed. In add tion all laboratory quality control samples were with n established control i limits, with any exceptions noted below. Each sample was analyzed to ach eve the lowest possible reporting limit with n the constraints of i the method. In some cases, due to interference or analytes present at h gh concentrations, samples were d luted. For d luted samples, i the reporting limits are adjusted relative to the d lution requ red.i

The 8330 Explosives, Nitrocellulose as N and Nitroguanid ne analyses were performed at the TestAmerica West Sacramento Laboratory.i

Calculations are performed before round ng to avoid round-off errors in calculated results.i

All hold ng times were met and proper preservation noted for the methods performed on these samples, unless otherwise detailed in the i nd vidual sections below. i

TestAmerica utilizes USEPA approved methods and DOD QSM, where applicable, in all analytical work. The samples presented in th s i report were analyzed for the parameter(s) listed on the analytical methods summary page in accordance with the method(s) ind cated. A i summary of QC data for these analyses is included at the back of the report. i

i

TestAmerica North Canton attests to the valid ty of the laboratory data generated by TestAmerica facilities reported herein. All analyses i performed by TestAmerica facilities were done using established laboratory SOPs that incorporate QA/QC procedures described in the i applicable methods. TestAmerica's operations groups have reviewed the data for compliance with the laboratory QA/QC plan, and data i have been found to be compliant with laboratory protocols unless otherwise noted below. i

i

All solid sample results are reported on an "as received" basis unless otherwise ind cated by the presence of a %i solids value in the i method header. i

Th s laboratory report is conf dential and is intended for the sole use of TestAmerica and its client. i

All parameters for wh ch TestAmerica North Canton has certif cation were evaluated to the limit of detection (LOD) and include qualif ed i results where applicable. Parameters not certif ed under QSM, if any, were evaluated to the detection limit (DL) and include qualif ed i results where applicable. i

The sample(s) that contain constituents flagged with U are undetected. The result associated with th s flag is the limit of detection (LOD) i

RECEIPT s

The samples were received on 02/01/2012; the samples arrived in good cond tion, properly preserved and on ice. The temperatures of i the coolers at receipt were 1.4, 1.8, 2.2, 2.5, 2.8, 3.0, 3.9, 4.0, 4.2 and 4.7 C.i

VOLATILE ORGANIC COMPOUNDS (GC-MS) s

Samples FWGTEAM1-TRIP (240-8176-1), FWGWBGMW-007C-1888-GW (240-8176-2), FWGWBGMW-006C-1887-GW (240-8176-4), i FWGWBGMW-009C-1889-GW (240-8176-6), FWGEQUIPRINSE3-1896-GW (240-8176-8), FWGTEAM2-TRIP (240-8176-9), i FWGBKGMW-005C-1855-GW (240-8176-10), FWGLL11MW-007C-1867-GW (240-8176-13), FWGNTAMW-109C-1881-GW (240-8176-15), i FWGTEAM3-TRIP (240-8176-19), FWGDETMW-004C-1878-GW (240-8176-20) and FWGDETMW-003C-1877-GW (240-8176-22) were i analyzed for volatile organic compounds (GC-MS) in accordance with EPA SW-846 Method 8260B DoD. The samples were analyzed on i 02/03/2012 and 02/06/2012. i

Job ID: 240-8176-1 (Continued) s

Laboratory: TestAmerica North Canton (Continued) s

Methylene Chloride was detected in method blank MB 240-32586/5 at a level exceed ng the reporting limit. None of the samples i associated with th s method blank contained the target compound; therefore, re-extraction and/or re-analysis of samples were not i performed. If the associated sample reported a result above the MDL and/or RL, the result has been "B" flagged. i

Methylene Chloride was detected in method blank MB 240-32807/6 at a level that was above the method detection limit but below the i reporting limit. The value should be considered an estimate, and has been flagged "J". If the associated sample reported a result above i the MDL and/or RL, the result has been "B" flagged. i

Bromomethane, Chloroethane and Methylene Chloride failed the recovery criteria h gh for MRL 240-32586/28. Methylene Chloride failed i the recovery criteria h gh for MRL 240-32586/3. i

m-Xylene & p-Xylene, o-Xylene and Xylenes, Total failed the recovery criteria low for MRL 240-32807/20. Bromomethane, Chloroethane i and Methylene Chloride failed the recovery criteria h gh. Methylene Chloride failed the recovery criteria h gh for MRL 240-32807/4. Refer i to the QC report for details.i

No other d ff culties were encountered during the VOCs analyses. All other quality control parameters were with n the acceptance limits.i

SEMIVOLATILE ORGANIC COMPOUNDS (GC-MS) s

Samples FWGWBGMW-007C-1888-GW (240-8176-2), FWGWBGMW-006C-1887-GW (240-8176-4), FWGWBGMW-009C-1889-GW i (240-8176-6), FWGEQUIPRINSE3-1896-GW (240-8176-8), FWGBKGMW-005C-1855-GW (240-8176-10), FWGCBLMW-002C-1875-GW i (240-8176-12), FWGLL11MW-007C-1867-GW (240-8176-13), FWGNTAMW-109C-1881-GW (240-8176-15), FWGLL6MW-002C-1864-GW i (240-8176-17), FWGDETMW-004C-1878-GW (240-8176-20), FWGDETMW-003C-1877-GW (240-8176-22) and i FWGDA2MW-108C-1879-GW (240-8176-24) were analyzed for semivolatile organic compounds (GC-MS) in accordance with EPA SW-846 i Method 8270C. The samples were prepared on 02/02/2012 and analyzed on 02/15/2012. i

Surrogates are added during the extraction process prior to d lution. When the sample is d luted, surrogate recoveries are d luted out and i no corrective action is requ red.i

The laboratory control sample (LCS) 240-32357/21-A for batch 32357 had a recovery for benzo(a)pyrene below acceptance criteria. The i affected samples were:FWGBKGMW-005C-1855-GW (240-8176-10), FWGCBLMW-002C-1875-GW (240-8176-12), i FWGDA2MW-108C-1879-GW (240-8176-24), FWGDETMW-003C-1877-GW (240-8176-22), FWGDETMW-004C-1878-GW (240-8176-20), i FWGEQUIPRINSE3-1896-GW (240-8176-8), FWGLL11MW-007C-1867-GW (240-8176-13), FWGLL6MW-002C-1864-GW (240-8176-17), i FWGNTAMW-109C-1881-GW (240-8176-15), FWGWBGMW-006C-1887-GW (240-8176-4), FWGWBGMW-007C-1888-GW (240-8176-2), i FWGWBGMW-009C-1889-GW (240-8176-6). Due to the length of time elapsed since sampling corrective action was not initiated. Results i have been appropriately flagged. i

Insuff cient sample volume was available to perform a matrix sp ke/matrix sp ke duplicate (MS/MSD) associated with batch 32357, 8270. i

No other d ff culties were encountered during the SVOC analyses. All other quality control parameters were with n the acceptance limits.i

CHLORINATED PESTICIDESs

Samples FWGEQUIPRINSE3-1896-GW (240-8176-8), FWGBKGMW-005C-1855-GW (240-8176-10), FWGLL11MW-007C-1867-GW i (240-8176-13), FWGDETMW-004C-1878-GW (240-8176-20) and FWGDETMW-003C-1877-GW (240-8176-22) were analyzed for i chlorinated pesticides in accordance with EPA SW-846 Method 8081A DoD. The samples were prepared on 02/03/2012 and analyzed on i 02/05/2012. i

The closing Method Reporting L mit (MRL) associated with batch 32700 recovered DDD above the upper control limit. The samples i associated with th s MRLFWGBKGMW-005C-1855-GW (240-8176-10), FWGDETMW-004C-1878-GW (240-8176-20), i FWGEQUIPRINSE3-1896-GW (240-8176-8), FWGLL11MW-007C-1867-GW (240-8176-13) were not detected above the reporting limit for i the affected analyte; therefore the data have been reported with client approval.i

The opening and closing continu ng calibration verif cations (CCVs) associated with batch 32700 recovered DDD above the upper control i limits. The samples associated with these CCVs were not detected above the reporting limits for the affected analyte; therefore, the data i have been reported with client approval. FWGBKGMW-005C-1855-GW (240-8176-10), FWGDETMW-004C-1878-GW (240-8176-20), i

Job ID: 240-8176-1 (Continued) s

Laboratory: TestAmerica North Canton (Continued) s

FWGEQUIPRINSE3-1896-GWi (240-8176-8), FWGLL11MW-007C-1867-GWi (240-8176-13).i

No d ff culties were encountered during the pesticides analyses. All quality control parameters were with n the acceptance limits.i

POLYCHLORINATED BIPHENYLS (PCBS) s

Samples FWGEQUIPRINSE3-1896-GWi (240-8176-8), FWGBKGMW-005C-1855-GWi (240-8176-10), FWGCBLMW-002C-1875-GWi (240-8176-12), FWGDETMW-004C-1878-GWi (240-8176-20), FWGDETMW-003C-1877-GWi (240-8176-22) and FWGDA2MW-108C-1879-GWi (240-8176-24) were analyzed for polychlorinated biphenyls (PCBs) in accordance with EPA SWi-846 Method 8082 DOD. The samples were prepared on 02/03/2012 and 02/06/2012 and analyzed on 02/04/2012 and 02/10/2012. i

DCB Decachlorobiphenyl failed the surrogate recovery criteria low for FWGDETMW-003C-1877-GWi (240-8176-22). Refer to the QC report for details.i

MThe closing MRL for the primary column fails biased h gh. The closing 1260 from the conf rmation column fails biased h gh. After consulting the PM and client, the data is being accepted with a narrative because the samples are ND. FWGBKGMW-005C-1855-GWi (240-8176-10), FWGDETMW-004C-1878-GWi (240-8176-20), FWGEQUIPRINSE3-1896-GWi (240-8176-8).i

Two surrogates are used for th s analysis. The laboratory's SOP allows 1 of these surrogates to be outside acceptance criteria without performing re-extraction/re-analysis. The following samples contained an allowable number of surrogate compounds outside limits: FWGDETMW-003C-1877-GWi (240-8176-22). These results have been reported and qualif ed. i

Insuff cient sample volume was available to perform a matrix sp ke/matrix sp ke duplicate (MS/MSD) associated with batch 32546/8082.i

No other d ff culties were encountered during the PCBs analyses. All other quality control parameters were with n the acceptance limits.i

TOTAL RECOVERABLE METALS (ICP) s

Samples FWGWBGMW-007C-1888-GF (240-8176-3), FWGWBGMW-006C-1887-GF (240-8176-5), FWGWBGMW-009C-1889-GF (240-8176-7), FWGEQUIPRINSE3-1896-GWi (240-8176-8), FWGBKGMW-005C-1855-GF (240-8176-11), FWGLL11MW-007C-1867-GF (240-8176-14), FWGNTAMW-109C-1881-GF (240-8176-16), FWGLL6MW-002C-1864-GF (240-8176-18), FWGDETMW-004C-1878-GF (240-8176-21), FWGDETMW-003C-1877-GF (240-8176-23) and FWGDA2MW-108C-1879-GF (240-8176-25) were analyzed for total recoverable metals (ICP) in accordance with EPA SWi-846 Method 6010B DoD. The samples were prepared on 02/08/2012 and analyzed on 02/09/2012. i

ICB, CCB, and ICSA samples are evaluated using the lowest LOD and DL criteria in LIMS. Using th s criteria, an ind vidual element may occasionally be flagged as out of control. If the element has a h gher LOD or DL, the data is evaluated to the h gher limit and determined to be acceptable.i

Magnesium was detected in method blanks MB 240-33135/1-A and MB 240-33141/1-A at levels that were above the method detection limit but below the reporting limit. The values should be considered estimates, and have been flagged "J". If the associated sample reported a result above the MDL and/or RL, the result has been "B" flagged. Refer to the QC report for details.i

No other d ff culties were encountered during the metals analyses. All other quality control parameters were with n the acceptance limits.i

TOTAL RECOVERABLE METALS (ICPMS) s

Samples FWGWBGMW-007C-1888-GF (240-8176-3), FWGWBGMW-006C-1887-GF (240-8176-5), FWGWBGMW-009C-1889-GF (240-8176-7), FWGEQUIPRINSE3-1896-GWi (240-8176-8), FWGBKGMW-005C-1855-GF (240-8176-11), FWGLL11MW-007C-1867-GF (240-8176-14), FWGNTAMW-109C-1881-GF (240-8176-16), FWGLL6MW-002C-1864-GF (240-8176-18), FWGDETMW-004C-1878-GF (240-8176-21), FWGDETMW-003C-1877-GF (240-8176-23) and FWGDA2MW-108C-1879-GF (240-8176-25) were analyzed for total recoverable metals (ICPMS) in accordance with EPA SWi-846 Method 6020 DoD. The samples were prepared on 02/08/2012 and analyzed on 02/10/2012. i

ICB, CCB, and ICSA samples are evaluated using the lowest LOD and DL criteria in LIMS. Using th s criteria, an ind vidual element may occasionally be flagged as out of control. If the element has a h gher LOD or DL, the data is evaluated to the h gher limit and determined to be acceptable.i

Job ID: 240-8176-1 (Continued) s

Laboratory: TestAmerica North Canton (Continued) s

No d ff culties were encountered during the metals analyses. All quality control parameters were with n the acceptance limits.i

TOTAL MERCURY - DODs

Samples FWGWBGMW-007C-1888-GF (240-8176-3), FWGWBGMW-006C-1887-GF (240-8176-5), FWGWBGMW-009C-1889-GF i (240-8176-7), FWGEQUIPRINSE3-1896-GW (240-8176-8), FWGBKGMW-005C-1855-GF (240-8176-11), FWGLL11MW-007C-1867-GF i (240-8176-14), FWGNTAMW-109C-1881-GF (240-8176-16), FWGLL6MW-002C-1864-GF (240-8176-18), FWGDETMW-004C-1878-GF i (240-8176-21), FWGDETMW-003C-1877-GF (240-8176-23) and FWGDA2MW-108C-1879-GF (240-8176-25) were analyzed for Total i Mercury - DOD in accordance with EPA SW-846 Method 7470A. The samples were prepared on 02/15/2012 and analyzed on 02/16/2012. i

No d ff culties were encountered during the mercury analyses. All quality control parameters were with n the acceptance limits.i

TOTAL CYANIDEs

Samples FWGEQUIPRINSE3-1896-GW (240-8176-8), FWGDETMW-004C-1878-GW (240-8176-20) and FWGDETMW-003C-1877-GW i (240-8176-22) were analyzed for total cyanide in accordance with EPA SW-846 Method 9012A. The samples were prepared and analyzed i on 02/03/2012. i

No d ff culties were encountered during the cyanide analyses. All quality control parameters were with n the acceptance limits.i

Case Narrative

TestAmerica West Sacramento Project Number G2B030497

General Comments
Manual integrations were performed only when necessary and are in compliance with the laboratory's standard operating procedure, Acceptable Manual Integration Practices, SOP No.: S-Q-004, including Addendum 1. Detailed information can be found in the Manual Integration Addendum section of this report.

The samples were received by the laboratory at 0 degrees C. but they did not appear to be frozen. Wet ice was used as the cooling agent.

WATER, 8330, Explosives
Sample(s): 1, 2, 3, 4, 5, 6, 7, 8, 9
There was insufficient sample volume to prepare a matrix spike/matrix spike duplicate (MS/MSD) pair with this batch.

WATER, Nitrocellulose
Sample(s): 1, 2, 3, 4, 5, 6, 7, 8, 9
The MRL for these samples was calculated by taking the percent difference between the low level calibration standard from the day the samples were injected and the low level calibration standard from the next analytical run. All percent differences were less than 10%. For these nitrocellulose samples the percent difference was 5.5%.

There were no other anomalies associated with this project.

Method Summaryt

Client: Environmental Quality Mgt., Inc.s
Project/Site: RVAAP (OH)s

TestAmerica Job ID: 240-8176-1s

Methodt	Method Descriptiont	Protocolt	Laboratoryt
8260B/DoD	Volatile Organic Compounds (GC/MS)s	SW846s	TAL NCs
8270C/DoD	Semivolatile Organic Compounds (GC/MS)s	SW846s	TAL NCs
8081/DOD	Organochlorine Pesticides (GC)s	SW846s	TAL NCs
8082/DOD	Polychlorinated Biphenyls (PCBs) by Gas Chromatographys	SW846s	TAL NCs
8330 (Modified)s	Organic Compounds by UV/HPLCs	SW846s	TAL WSCs
8330/8330As	Nitroaromatics & Nitramines: Explosives (8330/A)s	SW846s	TAL WSCs
6010B/DOD	Metals (ICP)s	SW846s	TAL NCs
6020/DOD	Metals (ICP/MS)s	SW846s	TAL NCs
7470A/DOD	Mercury (CVAA)s	SW846s	TAL NCs
9012As	Cyanide, Total and/or Amenables	SW846s	TAL NCs
WS-WC-0050s	Nitrocellulose as N by WS-WC-0050s	TAL-SOPs	TAL WSCs

Protocol References: t

SW846 = "Test Methods For Evaluating Solid Waste, Physical/Chemical Methods", Third Edition, November 1986 And Its Updates.s

TAL-SOP = TAL-SOPs

Laboratory References: t

TAL NC = TestAmerica North Canton, 4101 Shuffel Street NW, North Canton, OH 44720, TEL (330)497-9396 s

TAL WSC = TestAmerica West Sacramento, 880 Riverside Parkway, West Sacramento, CA 95605, TEL (916)373-5600 s

ANALYTICAL METHODS SUMMARY

G2B030497

PARAMETER	ANALYTICAL METHOD
Nitroaromatics and Nitramines by HPLC	SW846 8330/8330A
Nitrocellulose as N, WS-WC-0050 (Colorimetric)	TAL-SOP WS-WC-0050
Organics by UV/HPLC	SW846 8330 (Modified)

References:

SW846 "Test Methods for Evaluating Solid Waste, Physical/Chemical Methods", Third Edition, November 1986 and its updates.

TAL-SOP TESTAMERICA LABORATORIES INC., LABORATORY STANDARD OPERATING PROCEDURE

Sample Sum arym

Client: Environmental Quality Mgt., Inc.s
Project/Site: RVAAP (OH)s

TestAmerica Job ID: 240-8176-1s

Lab Sample IDm	Client Sample IDm	Matrixm	Collectedm	Receivedm
240-8176-1s	FWGTEAM1-TRIPs	Waters	02/01/12 08:00s	02/01/12 16:05s
240-8176-2s	FWGWBGMW-007C-1888-GWs	Waters	02/01/12 09:41s	02/01/12 16:05s
240-8176-3s	FWGWBGMW-007C-1888-GFs	Waters	02/01/12 09:41s	02/01/12 16:05s
240-8176-4s	FWGWBGMW-006C-1887-GWs	Waters	02/01/12 10:45s	02/01/12 16:05s
240-8176-5s	FWGWBGMW-006C-1887-GFs	Waters	02/01/12 10:45s	02/01/12 16:05s
240-8176-6s	FWGWBGMW-009C-1889-GWs	Waters	02/01/12 12:15s	02/01/12 16:05s
240-8176-7s	FWGWBGMW-009C-1889-GFs	Waters	02/01/12 12:15s	02/01/12 16:05s
240-8176-8s	FWGEQUIPRINSE3-1896-GWs	Waters	02/01/12 13:11s	02/01/12 16:05s
240-8176-9s	FWGTEAM2-TRIPs	Waters	02/01/12 08:00s	02/01/12 16:05s
240-8176-10s	FWGBKGMW-005C-1855-GWs	Waters	02/01/12 09:22s	02/01/12 16:05s
240-8176-11s	FWGBKGMW-005C-1855-GFs	Waters	02/01/12 09:22s	02/01/12 16:05s
240-8176-12s	FWGCBLMW-002C-1875-GWs	Waters	02/01/12 10:32s	02/01/12 16:05s
240-8176-13s	FWGLL11MW-007C-1867-GWs	Waters	02/01/12 11:22s	02/01/12 16:05s
240-8176-14s	FWGLL11MW-007C-1867-GFs	Waters	02/01/12 11:22s	02/01/12 16:05s
240-8176-15s	FWGNTAMW-109C-1881-GWs	Waters	02/01/12 12:24s	02/01/12 16:05s
240-8176-16s	FWGNTAMW-109C-1881-GFs	Waters	02/01/12 12:24s	02/01/12 16:05s
240-8176-17s	FWGLL6MW-002C-1864-GWs	Waters	02/01/12 13:12s	02/01/12 16:05s
240-8176-18s	FWGLL6MW-002C-1864-GFs	Waters	02/01/12 13:12s	02/01/12 16:05s
240-8176-19s	FWGTEAM3-TRIPs	Waters	02/01/12 08:00s	02/01/12 16:05s
240-8176-20s	FWGDETMW-004C-1878-GWs	Waters	02/01/12 08:59s	02/01/12 16:05s
240-8176-21s	FWGDETMW-004C-1878-GFs	Waters	02/01/12 08:59s	02/01/12 16:05s
240-8176-22s	FWGDETMW-003C-1877-GWs	Waters	02/01/12 10:19s	02/01/12 16:05s
240-8176-23s	FWGDETMW-003C-1877-GFs	Waters	02/01/12 10:19s	02/01/12 16:05s
240-8176-24s	FWGDA2MW-108C-1879-GWs	Waters	02/01/12 11:59s	02/01/12 16:05s
240-8176-25s	FWGDA2MW-108C-1879-GFs	Waters	02/01/12 11:59s	02/01/12 16:05s

Sample Summary

TestAmerica West Sacramento Project Number G2B030497

WO#	Sample #	Client Sample ID	Sampling Date	Received Date
MQLV7	1	FWGWBGMW-007C-1888-GW	2/1/2012 09:41 AM	2/3/2012 09:50 AM
MQLWA	2	FWGWBGMW-006C-1887-GW	2/1/2012 10:45 AM	2/3/2012 09:50 AM
MQLWC	3	FWGWBGMW-009C-1889-GW	2/1/2012 12:15 PM	2/3/2012 09:50 AM
MQLWD	4	FWGEQUIPRINSE3-1896-GW	2/1/2012 01:11 PM	2/3/2012 09:50 AM
MQLWE	5	FWGBKGMW-005C-1855-GW	2/1/2012 09:22 AM	2/3/2012 09:50 AM
MQLWG	6	FWGLL11MW-007C-1867-GW	2/1/2012 11:22 AM	2/3/2012 09:50 AM
MQLWJ	7	FWGDETMW-004C-1878-GW	2/1/2012 08:59 AM	2/3/2012 09:50 AM
MQLWK	8	FWGDETMW-003C-1877-GW	2/1/2012 10:19 AM	2/3/2012 09:50 AM
MQLWL	9	FWGDA2MW-108C-1879-GW	2/1/2012 11:59 AM	2/3/2012 09:50 AM

Notes(s):

- The analytical results of the samples listed above are presented on the following pages.
- All calculations are performed before rounding to avoid round-off errors in calculated results.
- Results noted as "ND" were not detected at or above the stated limit.
- This report must not be reproduced, except in full, without the written approval of the laboratory.
- Results for the following parameters are never reported on a dry weight basis: color, corrosivity, density, flashpoint, ignitability, layers, odor, paint filter test, pH, porosity, pressure, reactivity, redox potential, specific gravity, spot tests, solids, solubility, temperature, viscosity, and weight.

Client Sample ID: FWGTEAM1-TRIPi
Date Collected: 02/01/12 08:00 i
Date Received: 02/01/12 16:05 i

Lab Sample ID: 240-8176-1 i
Matr x: Water i

Method: 8260B/DoD - Volatile Organic Compounds (GC/MS) i

Analytei	Resulti	Qualif er i	LOQi	DLi	Uniti	Di	Preparedi	Analyzedi	Dil Faci
1,1,1-Trichloroethanes	0.25 s	Us	1.0s	0.22s	ug/L s			02/03/12 19:16s	1s
1,1,2,2-Tetrachloroethanes	0.25 s	Us	1.0s	0.18s	ug/L s			02/03/12 19:16s	1s
1,1,2-Trichloroethanes	0.50s	Us	1.0s	0.27s	ug/L s			02/03/12 19:16s	1s
1,1-Dichloroethanes	0.25 s	Us	1.0s	0.15 s	ug/L s			02/03/12 19:16s	1s
1,1-Dichloroethenes	0.25 s	Us	1.0s	0.19 s	ug/L s			02/03/12 19:16s	1s
1,2-Dichloroethanes	0.25 s	Us	1.0s	0.22s	ug/L s			02/03/12 19:16s	1s
1,2-Dichloroethene, Totals	0.50s	Us	2.0s	0.34s	ug/L s			02/03/12 19:16s	1s
1,2-Dichloropropanes	0.25 s	Us	1.0s	0.18s	ug/L s			02/03/12 19:16s	1s
2-Hexanones	0.50s	Us	10s	0.41s	ug/L s			02/03/12 19:16s	1s
Bromochloromethanes	0.50s	Us	1.0s	0.29 s	ug/L s			02/03/12 19:16s	1s
Acetones	1.1s	Us	10s	1.1s	ug/L s			02/03/12 19:16s	1s
Benzenes	0.25 s	Us	1.0s	0.13 s	ug/L s			02/03/12 19:16s	1s
Bromoforms	0.64s	Us	1.0s	0.64s	ug/L s			02/03/12 19:16s	1s
Bromomethanes	0.50s	Us	1.0s	0.41s	ug/L s			02/03/12 19:16s	1s
Carbon disulfides	0.25 s	Us	1.0s	0.13 s	ug/L s			02/03/12 19:16s	1s
Carbon tetrachlorides	0.25 s	Us	1.0s	0.13 s	ug/L s			02/03/12 19:16s	1s
Chlorobenzenes	0.25 s	Us	1.0s	0.15 s	ug/L s			02/03/12 19:16s	1s
Chloroethanes	0.50s	Us	1.0s	0.29 s	ug/L s			02/03/12 19:16s	1s
Chloroformi	**0.16 i**	**Ji**	1.0s	0.16s	ug/L s			02/03/12 19:16s	1s
Chloromethanes	0.50s	Us	1.0s	0.30s	ug/L s			02/03/12 19:16s	1s
cis-1,2-Dichloroethenes	0.25 s	Us	1.0s	0.17s	ug/L s			02/03/12 19:16s	1s
cis-1,3-Dichloropropenes	0.25 s	Us	1.0s	0.14s	ug/L s			02/03/12 19:16s	1s
Bromodichloromethanes	0.25 s	Us	1.0s	0.15 s	ug/L s			02/03/12 19:16s	1s
Ethylbenzenes	0.25 s	Us	1.0s	0.17s	ug/L s			02/03/12 19:16s	1s
1,2-Dibromoethanes	0.25 s	Us	1.0s	0.24s	ug/L s			02/03/12 19:16s	1s
m-Xylene & p-Xylenes	0.50s	Us	2.0s	0.24s	ug/L s			02/03/12 19:16s	1s
2-Butanone (MEK)s	0.57s	Us	10s	0.57s	ug/L s			02/03/12 19:16s	1s
4-Methyl-2-pentanone (MIBK)s	0.50s	Us	10s	0.32s	ug/L s			02/03/12 19:16s	1s
Methylene Chlor dei	**0.84 i**	**J Bi**	1.0s	0.33 s	ug/L s			02/03/12 19:16s	1s
o-Xylenes	0.25 s	Us	1.0s	0.14s	ug/L s			02/03/12 19:16s	1s
Styrenes	0.25 s	Us	1.0s	0.11s	ug/L s			02/03/12 19:16s	1s
Tetrachloroethenes	0.50s	Us	1.0s	0.29 s	ug/L s			02/03/12 19:16s	1s
Toluenes	0.25 s	Us	1.0s	0.13 s	ug/L s			02/03/12 19:16s	1s
trans-1,2-Dichloroethenes	0.25 s	Us	1.0s	0.19 s	ug/L s			02/03/12 19:16s	1s
trans-1,3-Dichloropropenes	0.25 s	Us	1.0s	0.19 s	ug/L s			02/03/12 19:16s	1s
Trichloroethenes	0.25 s	Us	1.0s	0.17s	ug/L s			02/03/12 19:16s	1s
Vinyl chlorides	0.25 s	Us	1.0s	0.22s	ug/L s			02/03/12 19:16s	1s
Xylenes, Totals	0.75 s	Us	2.0s	0.28s	ug/L s			02/03/12 19:16s	1s
Dibromochloromethanes	0.25 s	Us	1.0s	0.18s	ug/L s			02/03/12 19:16s	1s

Sur ogater	*%Recoveryr*	*Qualifier*	*Limitsr*	*Preparedr*	*Analyzedr*	*Dil Facr*
1,2-Dichloroethane-d4 (Surr)2	*1062*		*702 1202*		*02/03/12 19:162*	*12*
4-Bromofluorobenzene (Surr)2	*892*		*752 1202*		*02/03/12 19:162*	*12*
Toluene-d8 (Surr)2	*102*		*852 1202*		*02/03/12 19:162*	*12*
Dibromofluoromethane (Surr)2	*1102*		*852 1152*		*02/03/12 19:162*	*12*

Client Sample ID: FWGWBGMW-007C-1888-GWi
Date Collected: 02/01/12 09:41 i
Date Received: 02/01/12 16:05 i

Lab Sample ID: 240-8176-2 i
Matr x: Water i

Method: 8260B/DoD - Volatile Organic Compounds (GC/MS) i

Analytei	Resulti	Qualif er i	LOQi	DLi	Uniti	Di	Preparedi	Analyzedi	Dil Faci
1,1,1-Trichloroethanes	0.25 s	Us	1.0s	0.22s	ug/L s			02/03/12 19:38s	1s
1,1,2,2-Tetrachloroethanes	0.25 s	Us	1.0s	0.18s	ug/L s			02/03/12 19:38s	1s
1,1,2-Trichloroethanes	0.50s	Us	1.0s	0.27s	ug/L s			02/03/12 19:38s	1s
1,1-Dichloroethanes	0.25 s	Us	1.0s	0.15 s	ug/L s			02/03/12 19:38s	1s
1,1-Dichloroethenes	0.25 s	Us	1.0s	0.19 s	ug/L s			02/03/12 19:38s	1s
1,2-Dichloroethanes	0.25 s	Us	1.0s	0.22s	ug/L s			02/03/12 19:38s	1s
1,2-Dichloroethene, Totals	0.50s	Us	2.0s	0.34s	ug/L s			02/03/12 19:38s	1s
1,2-Dichloropropanes	0.25 s	Us	1.0s	0.18s	ug/L s			02/03/12 19:38s	1s
2-Hexanones	0.50s	Us	10s	0.41s	ug/L s			02/03/12 19:38s	1s
Bromochloromethanes	0.50s	Us	1.0s	0.29 s	ug/L s			02/03/12 19:38s	1s
Acetones	1.1s	Us	10s	1.1s	ug/L s			02/03/12 19:38s	1s
Benzenes	0.25 s	Us	1.0s	0.13 s	ug/L s			02/03/12 19:38s	1s
Bromoforms	0.64s	Us	1.0s	0.64s	ug/L s			02/03/12 19:38s	1s
Bromomethanes	0.50s	Us	1.0s	0.41s	ug/L s			02/03/12 19:38s	1s
Carbon disulfides	0.25 s	Us	1.0s	0.13 s	ug/L s			02/03/12 19:38s	1s
Carbon tetrachlorides	0.25 s	Us	1.0s	0.13 s	ug/L s			02/03/12 19:38s	1s
Chlorobenzenes	0.25 s	Us	1.0s	0.15 s	ug/L s			02/03/12 19:38s	1s
Chloroethanes	0.50s	Us	1.0s	0.29 s	ug/L s			02/03/12 19:38s	1s
Chloroforms	0.25 s	Us	1.0s	0.16s	ug/L s			02/03/12 19:38s	1s
Chloromethanes	0.50s	Us	1.0s	0.30s	ug/L s			02/03/12 19:38s	1s
cis-1,2-Dichloroethenes	0.25 s	Us	1.0s	0.17s	ug/L s			02/03/12 19:38s	1s
cis-1,3-Dichloropropenes	0.25 s	Us	1.0s	0.14s	ug/L s			02/03/12 19:38s	1s
Bromodichloromethanes	0.25 s	Us	1.0s	0.15 s	ug/L s			02/03/12 19:38s	1s
Ethylbenzenes	0.25 s	Us	1.0s	0.17s	ug/L s			02/03/12 19:38s	1s
1,2-Dibromoethanes	0.25 s	Us	1.0s	0.24s	ug/L s			02/03/12 19:38s	1s
m-Xylene & p-Xylenes	0.50s	Us	2.0s	0.24s	ug/L s			02/03/12 19:38s	1s
2-Butanone (MEK)s	0.57s	Us	10s	0.57s	ug/L s			02/03/12 19:38s	1s
4-Methyl-2-pentanone (MIBK)s	0.50s	Us	10s	0.32s	ug/L s			02/03/12 19:38s	1s
Methylene Chlorides	0.50s	Us	1.0s	0.33 s	ug/L s			02/03/12 19:38s	1s
o-Xylenes	0.25 s	Us	1.0s	0.14s	ug/L s			02/03/12 19:38s	1s
Styrenes	0.25 s	Us	1.0s	0.11s	ug/L s			02/03/12 19:38s	1s
Tetrachloroethenes	0.50s	Us	1.0s	0.29 s	ug/L s			02/03/12 19:38s	1s
Toluenes	0.25 s	Us	1.0s	0.13 s	ug/L s			02/03/12 19:38s	1s
trans-1,2-Dichloroethenes	0.25 s	Us	1.0s	0.19 s	ug/L s			02/03/12 19:38s	1s
trans-1,3-Dichloropropenes	0.25 s	Us	1.0s	0.19 s	ug/L s			02/03/12 19:38s	1s
Trichloroethenes	0.25 s	Us	1.0s	0.17s	ug/L s			02/03/12 19:38s	1s
Vinyl chlorides	0.25 s	Us	1.0s	0.22s	ug/L s			02/03/12 19:38s	1s
Xylenes, Totals	0.75 s	Us	2.0s	0.28s	ug/L s			02/03/12 19:38s	1s
Dibromochloromethanes	0.25 s	Us	1.0s	0.18s	ug/L s			02/03/12 19:38s	1s

Sur ogater	*%Recoveryr*	*Qualifier*	*Limitsr*	*Preparedr*	*Analyzedr*	*Dil Facr*
1,2-Dichloroethane-d4 (Surr)2	*1062*		*702 1202*		*02/03/12 19:382*	*12*
4-Bromofluorobenzene (Surr)2	*882*		*752 1202*		*02/03/12 19:382*	*12*
Toluene-d8 (Surr)2	*1032*		*852 1202*		*02/03/12 19:382*	*12*
Dibromofluoromethane (Surr)2	*1112*		*852 1152*		*02/03/12 19:382*	*12*

Method: 8270C/DoD - Semivolatile Organic Compounds (GC/MS) i

Analytei	Resulti	Qualif er i	LOQi	DLi	Uniti	Di	Preparedi	Analyzedi	Dil Faci
Butyl benzyl phthalates	0.76s	Us	0.95 s	0.76s	ug/L s		02/02/12 07:18s	02/15/12 13:34s	1s
Dimethyl phthalates	0.76s	Us	0.95 s	0.28s	ug/L s		02/02/12 07:18s	02/15/12 13:34s	1s
2,4-Dinitrotoluenes	0.76s	Us	4.8s	0.26s	ug/L s		02/02/12 07:18s	02/15/12 13:34s	1s

Client Sample ID: FWGWBGMW-007C-1888-GW **Lab Sample ID: 240-8176-2 i**

Date Collected: 02/01/12 09:41 i **Matr x: Water i**

Date Received: 02/01/12 16:05 i

Method: 8270C/DoD - Semivolatile Organic Compounds (GC/MS) (Continued) i

Analytei	Resulti	Qualif er i	LOQi	DLi	Uniti	Di	Preparedi	Analyzedi	Dil Faci
2,6-Dinitrotoluenes	0.76s	Us	4.8s	0.76s	ug/L s		02/02/12 07:18s	02/15/12 13:34s	1s
Di-n-butyl phthalates	0.76s	Us	0.95 s	0.64s	ug/L s		02/02/12 07:18s	02/15/12 13:34s	1s
Diethyl phthalates	0.76s	Us	0.95 s	0.57s	ug/L s		02/02/12 07:18s	02/15/12 13:34s	1s
Nitrobenzenes	0.095 s	Us	0.95 s	0.038s	ug/L s		02/02/12 07:18s	02/15/12 13:34s	1s
Bis(2-ethylhexyl) phthalates	0.76s	Us	1.9 s	0.76s	ug/L s		02/02/12 07:18s	02/15/12 13:34s	1s
Di-n-octyl phthalates	0.76s	Us	0.95 s	0.76s	ug/L s		02/02/12 07:18s	02/15/12 13:34s	1s

Sur ogater	*%Recoveryr*	*Qualifier*	*Limitsr*	*Preparedr*	*Analyzedr*	*Dil Facr*
-Fluorobiphenyl (Surr)2	*562*		*502 1102*	*02/02/12 07:182*	*02/15/12 13:342*	*12*
-Fluorophenol (Surr)2	*62*		*022 1102*	*02/02/12 07:182*	*02/15/12 13:342*	*12*
Nitrobenzene-d5 (Surr)2	*62*		*402 1102*	*02/02/12 07:182*	*02/15/12 13:342*	*12*
Terphenyl-d14 (Surr)2	*652*		*502 1352*	*02/02/12 07:182*	*02/15/12 13:342*	*12*
,4,6-Tribromophenol (Surr)2	*642*		*402 1252*	*02/02/12 07:182*	*02/15/12 13:342*	*12*
Phenol-d5 (Surr)2	*652*		*102 1152*	*02/02/12 07:182*	*02/15/12 13:342*	*12*

Method: 8330 (Mod f ed) - Organic Compounds by UV/HPLC - Dissolved i

Analytei	Resulti	Qualif er i	LOQi	DLi	Uniti	Di	Preparedi	Analyzedi	Dil Faci
Nitroguanidines	6.0	Us	20s	2.4s	ug/L s		02/11/12 08:20s	02/14/12 18:22s	1s

Method: 8330/8330A - Nitroaromatics & Nitramines: Explosives (8330/A) i

Analytei	Resulti	Qualif er i	LOQi	DLi	Uniti	Di	Preparedi	Analyzedi	Dil Faci
Nitroglycerins	0.50	Us	0.64s	0.33 s	ug/L s		02/07/12 13:10s	02/17/12 15:22s	0.99 s
PETNs	0.50	Us	0.64s	0.30s	ug/L s		02/07/12 13:10s	02/17/12 15:22s	0.99 s
2-Amino-4,6-dinitrotoluenes	0.099	Us	0.20s	0.099 s	ug/L s		02/07/12 13:10s	02/17/12 15:22s	0.99 s
4-Amino-2,6-dinitrotoluenes	0.050	Us	0.099 s	0.050s	ug/L s		02/07/12 13:10s	02/17/12 15:22s	0.99 s
1,3-Dinitrobenzenes	0.050	Us	0.099 s	0.050s	ug/L s		02/07/12 13:10s	02/17/12 15:22s	0.99 s
2,4-Dinitrotoluenes	0.050	Us	0.099 s	0.050s	ug/L s		02/07/12 13:10s	02/17/12 15:22s	0.99 s
2,6-Dinitrotoluenes	0.050	Us	0.099 s	0.050s	ug/L s		02/07/12 13:10s	02/17/12 15:22s	0.99 s
HMXs	0.050	Us	0.099 s	0.036s	ug/L s		02/07/12 13:10s	02/17/12 15:22s	0.99 s
Nitrobenzenes	0.050	Us	0.099 s	0.050s	ug/L s		02/07/12 13:10s	02/17/12 15:22s	0.99 s
2-Nitrotoluenes	0.099	Us	0.50s	0.087s	ug/L s		02/07/12 13:10s	02/17/12 15:22s	0.99 s
3-Nitrotoluenes	0.099	Us	0.50s	0.056s	ug/L s		02/07/12 13:10s	02/17/12 15:22s	0.99 s
4-Nitrotoluenes	0.099	Us	0.64s	0.087s	ug/L s		02/07/12 13:10s	02/17/12 15:22s	0.99 s
RDXs	0.050	Us	0.099 s	0.036s	ug/L s		02/07/12 13:10s	02/17/12 15:22s	0.99 s
Tetryls	0.050	Us	0.099 s	0.050s	ug/L s		02/07/12 13:10s	02/17/12 15:22s	0.99 s
1,3,5-Trinitrobenzenes	0.050	Us	0.099 s	0.030s	ug/L s		02/07/12 13:10s	02/17/12 15:22s	0.99 s
2,4,6-Trinitrotoluenes	0.050	Us	0.099 s	0.050s	ug/L s		02/07/12 13:10s	02/17/12 15:22s	0.99 s

Sur ogater	*%Recoveryr*	*Qualifier*	*Limitsr*	*Preparedr*	*Analyzedr*	*Dil Facr*
3,4-Dinitrotoluene2	*952*		*792 1112*	*02/07/12 13:102*	*02/17/12 15:2*	*0.992*

General Chemistry i

Analytei	Resulti	Qualif er i	LOQi	DLi	Uniti	Di	Preparedi	Analyzedi	Dil Faci
Nitrocelluloses	1.0	Us	2.0s	0.48s	mg/L s		02/14/12 08:15 s	02/15/12 15:16s	1s

Client Sample ID: FWGWBGMW-007C-1888-GF i
Date Collected: 02/01/12 09:41 i
Date Received: 02/01/12 16:05 i

Lab Sample ID: 240-8176-3 i
Matr x: Water i

Method: 6010B/DOD - Metals (ICP) - Total Recoverablei

Analytei	Resulti	Qualif er i	LOQi	DLi	Uniti	Di	Preparedi	Analyzedi	Dil Faci
Arsenics	10s	Us	10s	3.3s	ug/L s		02/08/12 11:36s	02/09/12 11:59 s	1s
Chromiums	4.0s	Us	7.0s	1.4s	ug/L s		02/08/12 11:36s	02/09/12 11:59 s	1s
Cobalts	4.0s	Us	7.0s	1.5s	ug/L s		02/08/12 11:36s	02/09/12 11:59 s	1s
Lead s	5.0s	Us	10s	1.7s	ug/L s		02/08/12 11:36s	02/09/12 11:59 s	1s
Seleniums	10s	Us	15 s	4.0s	ug/L s		02/08/12 11:36s	02/09/12 11:59 s	1s
Silvers	5.0s	Us	7.0s	1.7s	ug/L s		02/08/12 11:36s	02/09/12 11:59 s	1s
Vanadiums	4.0s	Us	7.0s	1.3s	ug/L s		02/08/12 11:36s	02/09/12 11:59 s	1s
Bar umi	24 i	Ji	200s	2.8s	ug/L s		02/08/12 11:36s	02/09/12 11:59 s	1s
Calc umi	63000 i		5000s	630s	ug/L s		02/08/12 11:36s	02/09/12 11:59 s	1s
Coppers	10s	Us	25 s	4.4s	ug/L s		02/08/12 11:36s	02/09/12 11:59 s	1s
Magnesiumi	14000 i		5000s	120s	ug/L s		02/08/12 11:36s	02/09/12 11:59 s	1s
Manganesei	62 i		15 s	1.8s	ug/L s		02/08/12 11:36s	02/09/12 11:59 s	1s
Nickels	5.0s	Us	40s	2.2s	ug/L s		02/08/12 11:36s	02/09/12 11:59 s	1s
Potassiumi	1200 i	Ji	5000s	300s	ug/L s		02/08/12 11:36s	02/09/12 11:59 s	1s

Method: 6020/DOD - Metals (ICP/MS) - Total Recoverablei

Analytei	Resulti	Qualif er i	LOQi	DLi	Uniti	Di	Preparedi	Analyzedi	Dil Faci
Aluminums	60s	Us	60s	20s	ug/L s		02/08/12 11:36s	02/10/12 12:58s	1s
Antimonys	0.50s	Us	2.0s	0.21s	ug/L s		02/08/12 11:36s	02/10/12 12:58s	1s
Berylliums	0.10s	Us	1.0s	0.033s	ug/L s		02/08/12 11:36s	02/10/12 12:58s	1s
Cadmiums	0.070s	Us	2.0s	0.023s	ug/L s		02/08/12 11:36s	02/10/12 12:58s	1s
Ironi	120 i	Ji	150s	44s	ug/L s		02/08/12 11:36s	02/10/12 12:58s	1s
Sodiumi	3200 i		1000s	160s	ug/L s		02/08/12 11:36s	02/10/12 12:58s	1s
Thalliums	1.0s	Us	2.0s	0.32s	ug/L s		02/08/12 11:36s	02/10/12 12:58s	1s
Zincs	20s	Us	40s	8.8s	ug/L s		02/08/12 11:36s	02/10/12 12:58s	1s

Method: 7470A/DOD - Mercury (CVAA) i

Analytei	Resulti	Qualif er i	LOQi	DLi	Uniti	Di	Preparedi	Analyzedi	Dil Faci
Hgs	0.20s	Us	0.20s	0.12s	ug/L s		02/15/12 14:05 s	02/16/12 11:24s	1s

Client Sample ID: FWGWBGMW-006C-1887-GWi
Date Collected: 02/01/12 10:45 i
Date Received: 02/01/12 16:05 i

Lab Sample ID: 240-8176-4 i
Matr x: Water i

Method: 8260B/DoD - Volatile Organic Compounds (GC/MS) i

Analytei	Resulti	Qualif er i	LOQi	DLi	Uniti	Di	Preparedi	Analyzedi	Dil Faci
1,1,1-Trichloroethanes	0.25 s	Us	1.0s	0.22s	ug/L s			02/03/12 19:59 s	1s
1,1,2,2-Tetrachloroethanes	0.25 s	Us	1.0s	0.18s	ug/L s			02/03/12 19:59 s	1s
1,1,2-Trichloroethanes	0.50s	Us	1.0s	0.27s	ug/L s			02/03/12 19:59 s	1s
1,1-Dichloroethanes	0.25 s	Us	1.0s	0.15 s	ug/L s			02/03/12 19:59 s	1s
1,1-Dichloroethenes	0.25 s	Us	1.0s	0.19 s	ug/L s			02/03/12 19:59 s	1s
1,2-Dichloroethanes	0.25 s	Us	1.0s	0.22s	ug/L s			02/03/12 19:59 s	1s
1,2-Dichloroethene, Totals	0.50s	Us	2.0s	0.34s	ug/L s			02/03/12 19:59 s	1s
1,2-Dichloropropanes	0.25 s	Us	1.0s	0.18s	ug/L s			02/03/12 19:59 s	1s
2-Hexanones	0.50s	Us	10s	0.41s	ug/L s			02/03/12 19:59 s	1s
Bromochloromethanes	0.50s	Us	1.0s	0.29 s	ug/L s			02/03/12 19:59 s	1s
Acetones	1.1s	Us	10s	1.1s	ug/L s			02/03/12 19:59 s	1s
Benzenes	0.25 s	Us	1.0s	0.13 s	ug/L s			02/03/12 19:59 s	1s
Bromoforms	0.64s	Us	1.0s	0.64s	ug/L s			02/03/12 19:59 s	1s
Bromomethanes	0.50s	Us	1.0s	0.41s	ug/L s			02/03/12 19:59 s	1s
Carbon disulfides	0.25 s	Us	1.0s	0.13 s	ug/L s			02/03/12 19:59 s	1s
Carbon tetrachlorides	0.25 s	Us	1.0s	0.13 s	ug/L s			02/03/12 19:59 s	1s
Chlorobenzenes	0.25 s	Us	1.0s	0.15 s	ug/L s			02/03/12 19:59 s	1s
Chloroethanes	0.50s	Us	1.0s	0.29 s	ug/L s			02/03/12 19:59 s	1s
Chloroforms	0.25 s	Us	1.0s	0.16s	ug/L s			02/03/12 19:59 s	1s
Chloromethanes	0.50s	Us	1.0s	0.30s	ug/L s			02/03/12 19:59 s	1s
cis-1,2-Dichloroethenes	0.25 s	Us	1.0s	0.17s	ug/L s			02/03/12 19:59 s	1s
cis-1,3-Dichloropropenes	0.25 s	Us	1.0s	0.14s	ug/L s			02/03/12 19:59 s	1s
Bromodichloromethanes	0.25 s	Us	1.0s	0.15 s	ug/L s			02/03/12 19:59 s	1s
Ethylbenzenes	0.25 s	Us	1.0s	0.17s	ug/L s			02/03/12 19:59 s	1s
1,2-Dibromoethanes	0.25 s	Us	1.0s	0.24s	ug/L s			02/03/12 19:59 s	1s
m-Xylene & p-Xylenes	0.50s	Us	2.0s	0.24s	ug/L s			02/03/12 19:59 s	1s
2-Butanone (MEK)s	0.57s	Us	10s	0.57s	ug/L s			02/03/12 19:59 s	1s
4-Methyl-2-pentanone (MIBK)s	0.50s	Us	10s	0.32s	ug/L s			02/03/12 19:59 s	1s
Methylene Chlorides	0.50s	Us	1.0s	0.33 s	ug/L s			02/03/12 19:59 s	1s
o-Xylenes	0.25 s	Us	1.0s	0.14s	ug/L s			02/03/12 19:59 s	1s
Styrenes	0.25 s	Us	1.0s	0.11s	ug/L s			02/03/12 19:59 s	1s
Tetrachloroethenes	0.50s	Us	1.0s	0.29 s	ug/L s			02/03/12 19:59 s	1s
Toluenes	0.25 s	Us	1.0s	0.13 s	ug/L s			02/03/12 19:59 s	1s
trans-1,2-Dichloroethenes	0.25 s	Us	1.0s	0.19 s	ug/L s			02/03/12 19:59 s	1s
trans-1,3-Dichloropropenes	0.25 s	Us	1.0s	0.19 s	ug/L s			02/03/12 19:59 s	1s
Trichloroethenes	0.25 s	Us	1.0s	0.17s	ug/L s			02/03/12 19:59 s	1s
Vinyl chlorides	0.25 s	Us	1.0s	0.22s	ug/L s			02/03/12 19:59 s	1s
Xylenes, Totals	0.75 s	Us	2.0s	0.28s	ug/L s			02/03/12 19:59 s	1s
Dibromochloromethanes	0.25 s	Us	1.0s	0.18s	ug/L s			02/03/12 19:59 s	1s

Sur ogater	*%Recoveryr*	*Qualifier*	*Limitsr*	*Preparedr*	*Analyzedr*	*Dil Facr*
1,2-Dichloroethane-d4 (Surr)2	*1062*		*702 1202*		*02/03/12 19:592*	*12*
4-Bromofluorobenzene (Surr)2	*902*		*752 1202*		*02/03/12 19:592*	*12*
Toluene-d8 (Surr)2	*1002*		*852 1202*		*02/03/12 19:592*	*12*
Dibromofluoromethane (Surr)2	*1102*		*852 1152*		*02/03/12 19:592*	*12*

Method: 8270C/DoD - Semivolatile Organic Compounds (GC/MS) i

Analytei	Resulti	Qualif er i	LOQi	DLi	Uniti	Di	Preparedi	Analyzedi	Dil Faci
Butyl benzyl phthalates	0.76s	Us	0.95 s	0.76s	ug/L s		02/02/12 07:18s	02/15/12 13:53 s	1s
Dimethyl phthalates	0.76s	Us	0.95 s	0.28s	ug/L s		02/02/12 07:18s	02/15/12 13:53 s	1s
2,4-Dinitrotoluenes	0.76s	Us	4.8s	0.26s	ug/L s		02/02/12 07:18s	02/15/12 13:53 s	1s

Client Sample ID: FWGWBGMW-006C-1887-GW
Date Collected: 02/01/12 10:45 i
Date Received: 02/01/12 16:05 i

Lab Sample ID: 240-8176-4 i
Matr x: Water i

Method: 8270C/DoD - Semivolatile Organic Compounds (GC/MS) (Continued) i

Analytei	Resulti	Qualif er i	LOQi	DLi	Uniti	Di	Preparedi	Analyzedi	Dil Faci
2,6-Dinitrotoluenes	0.76s	Us	4.8s	0.76s	ug/L s		02/02/12 07:18s	02/15/12 13:53 s	1s
Di-n-butyl phthalates	0.76s	Us	0.95 s	0.64s	ug/L s		02/02/12 07:18s	02/15/12 13:53 s	1s
Diethyl phthalates	0.76s	Us	0.95 s	0.57s	ug/L s		02/02/12 07:18s	02/15/12 13:53 s	1s
Nitrobenzenes	0.095 s	Us	0.95 s	0.038s	ug/L s		02/02/12 07:18s	02/15/12 13:53 s	1s
Bis(2-ethylhexyl) phthalates	0.76s	Us	1.9 s	0.76s	ug/L s		02/02/12 07:18s	02/15/12 13:53 s	1s
Di-n-octyl phthalates	0.76s	Us	0.95 s	0.76s	ug/L s		02/02/12 07:18s	02/15/12 13:53 s	1s

Sur ogater	*%Recoveryr*	*Qualifier*	*Limitsr*	*Preparedr*	*Analyzedr*	*Dil Facr*
-Fluorobiphenyl (Surr)2	*62*		*502 1102*	*02/02/12 07:182*	*02/15/12 13:532*	*12*
-Fluorophenol (Surr)2	*432*		*02 1102*	*02/02/12 07:182*	*02/15/12 13:532*	*12*
Nitrobenzene-d5 (Surr)2	*682*		*402 1102*	*02/02/12 07:182*	*02/15/12 13:532*	*12*
Terphenyl-d14 (Surr)2	*742*		*502 1352*	*02/02/12 07:182*	*02/15/12 13:532*	*12*
,4,6-Tribromophenol (Surr)2	*42*		*402 1252*	*02/02/12 07:182*	*02/15/12 13:532*	*12*
Phenol-d5 (Surr)2	*492*		*102 1152*	*02/02/12 07:182*	*02/15/12 13:532*	*12*

Method: 8330 (Mod f ed) - Organic Compounds by UV/HPLC - Dissolved i

Analytei	Resulti	Qualif er i	LOQi	DLi	Uniti	Di	Preparedi	Analyzedi	Dil Faci
Nitroguanidines	6.0	Us	20s	2.4s	ug/L s		02/11/12 08:20s	02/14/12 19:05 s	1s

Method: 8330/8330A - Nitroaromatics & Nitramines: Explosives (8330/A) i

Analytei	Resulti	Qualif er i	LOQi	DLi	Uniti	Di	Preparedi	Analyzedi	Dil Faci
Nitroglycerins	1.0	Us	1.3 s	0.66s	ug/L s		02/07/12 13:10s	02/17/12 16:03 s	1.99 s
PETNs	1.0	Us	1.3 s	0.60s	ug/L s		02/07/12 13:10s	02/17/12 16:03 s	1.99 s
2-Amino-4,6-dinitrotoluenes	0.20	Us	0.40s	0.20s	ug/L s		02/07/12 13:10s	02/17/12 16:03 s	1.99 s
4-Amino-2,6-dinitrotoluenes	0.10	Us	0.20s	0.10s	ug/L s		02/07/12 13:10s	02/17/12 16:03 s	1.99 s
1,3-Dinitrobenzenes	0.10	Us	0.20s	0.10s	ug/L s		02/07/12 13:10s	02/17/12 16:03 s	1.99 s
2,4-Dinitrotoluenes	0.10	Us	0.20s	0.10s	ug/L s		02/07/12 13:10s	02/17/12 16:03 s	1.99 s
2,6-Dinitrotoluenes	0.10	Us	0.20s	0.10s	ug/L s		02/07/12 13:10s	02/17/12 16:03 s	1.99 s
HMXi	6.6 i		0.20s	0.072s	ug/L s		02/07/12 13:10s	02/17/12 16:03 s	1.99 s
Nitrobenzenes	0.10	Us	0.20s	0.10s	ug/L s		02/07/12 13:10s	02/17/12 16:03 s	1.99 s
2-Nitrotoluenes	0.20	Us	1.0s	0.18s	ug/L s		02/07/12 13:10s	02/17/12 16:03 s	1.99 s
3-Nitrotoluenes	0.20	Us	1.0s	0.11s	ug/L s		02/07/12 13:10s	02/17/12 16:03 s	1.99 s
4-Nitrotoluenes	0.20	Us	1.3 s	0.18s	ug/L s		02/07/12 13:10s	02/17/12 16:03 s	1.99 s
RDXi	21 i	Qi	0.20s	0.072s	ug/L s		02/07/12 13:10s	02/17/12 16:03 s	1.99 s
Tetryls	0.10	Us	0.20s	0.10s	ug/L s		02/07/12 13:10s	02/17/12 16:03 s	1.99 s
1,3,5-Trinitrobenzenes	0.10	Us	0.20s	0.060s	ug/L s		02/07/12 13:10s	02/17/12 16:03 s	1.99 s
2,4,6-Trinitrotoluenes	0.10	Us	0.20s	0.10s	ug/L s		02/07/12 13:10s	02/17/12 16:03 s	1.99 s

Sur ogater	*%Recoveryr*	*Qualifier*	*Limitsr*	*Preparedr*	*Analyzedr*	*Dil Facr*
3,4-Dinitrotoluene2	*972*		*792 1112*	*02/07/12 13:102*	*02/17/12 16:032*	*1.992*

General Chemistry i

Analytei	Resulti	Qualif er i	LOQi	DLi	Uniti	Di	Preparedi	Analyzedi	Dil Faci
Nitrocelluloses	1.0	Us	2.0s	0.48s	mg/L s		02/14/12 08:15 s	02/15/12 15:22s	1s

Client Sample ID: FWGWBGMW-006C-1887-GF i
Date Collected: 02/01/12 10:45 i
Date Received: 02/01/12 16:05 i

Lab Sample ID: 240-8176-5 i
Matr x: Water i

Method: 6010B/DOD - Metals (ICP) - Total Recoverablei

Analytei	Resulti	Qualif er i	LOQi	DLi	Uniti	Di	Preparedi	Analyzedi	Dil Faci
Arsenics	10s	Us	10s	3.3s	ug/L s		02/08/12 11:36s	02/09/12 12:05 s	1s
Chromiums	4.0s	Us	7.0s	1.4s	ug/L s		02/08/12 11:36s	02/09/12 12:05 s	1s
Cobalts	4.0s	Us	7.0s	1.5s	ug/L s		02/08/12 11:36s	02/09/12 12:05 s	1s
Lead s	5.0s	Us	10s	1.7s	ug/L s		02/08/12 11:36s	02/09/12 12:05 s	1s
Seleniums	10s	Us	15 s	4.0s	ug/L s		02/08/12 11:36s	02/09/12 12:05 s	1s
Silvers	5.0s	Us	7.0s	1.7s	ug/L s		02/08/12 11:36s	02/09/12 12:05 s	1s
Vanadiums	4.0s	Us	7.0s	1.3s	ug/L s		02/08/12 11:36s	02/09/12 12:05 s	1s
Bar umi	20 i	Ji	200s	2.8s	ug/L s		02/08/12 11:36s	02/09/12 12:05 s	1s
Calc umi	70000 i		5000s	630s	ug/L s		02/08/12 11:36s	02/09/12 12:05 s	1s
Coppers	10s	Us	25 s	4.4s	ug/L s		02/08/12 11:36s	02/09/12 12:05 s	1s
Magnesiumi	22000 i		5000s	120s	ug/L s		02/08/12 11:36s	02/09/12 12:05 s	1s
Manganesei	27 i		15 s	1.8s	ug/L s		02/08/12 11:36s	02/09/12 12:05 s	1s
Nickels	5.0s	Us	40s	2.2s	ug/L s		02/08/12 11:36s	02/09/12 12:05 s	1s
Potassiumi	900 i	Ji	5000s	300s	ug/L s		02/08/12 11:36s	02/09/12 12:05 s	1s

Method: 6020/DOD - Metals (ICP/MS) - Total Recoverablei

Analytei	Resulti	Qualif er i	LOQi	DLi	Uniti	Di	Preparedi	Analyzedi	Dil Faci
Aluminums	60s	Us	60s	20s	ug/L s		02/08/12 11:36s	02/10/12 13:03 s	1s
Antimonys	0.50s	Us	2.0s	0.21s	ug/L s		02/08/12 11:36s	02/10/12 13:03 s	1s
Berylliums	0.10s	Us	1.0s	0.033s	ug/L s		02/08/12 11:36s	02/10/12 13:03 s	1s
Cadmiums	0.070s	Us	2.0s	0.023s	ug/L s		02/08/12 11:36s	02/10/12 13:03 s	1s
Irons	100s	Us	150s	44s	ug/L s		02/08/12 11:36s	02/10/12 13:03 s	1s
Sodiumi	5600 i		1000s	160s	ug/L s		02/08/12 11:36s	02/10/12 13:03 s	1s
Thalliums	1.0s	Us	2.0s	0.32s	ug/L s		02/08/12 11:36s	02/10/12 13:03 s	1s
Zincs	20s	Us	40s	8.8s	ug/L s		02/08/12 11:36s	02/10/12 13:03 s	1s

Method: 7470A/DOD - Mercury (CVAA) i

Analytei	Resulti	Qualif er i	LOQi	DLi	Uniti	Di	Preparedi	Analyzedi	Dil Faci
Hgs	0.20s	Us	0.20s	0.12s	ug/L s		02/15/12 14:05 s	02/16/12 11:26s	1s

Client Sample ID: FWGWBGMW-009C-1889-GWi
Date Collected: 02/01/12 12:15 i
Date Received: 02/01/12 16:05 i

Lab Sample ID: 240-8176-6 i
Matr x: Water i

Method: 8260B/DoD - Volatile Organic Compounds (GC/MS) i

Analytei	Resulti	Qualif er i	LOQi	DLi	Uniti	Di	Preparedi	Analyzedi	Dil Faci
1,1,1-Trichloroethanes	0.25 s	Us	1.0s	0.22s	ug/L s			02/06/12 14:15 s	1s
1,1,2,2-Tetrachloroethanes	0.25 s	Us	1.0s	0.18s	ug/L s			02/06/12 14:15 s	1s
1,1,2-Trichloroethanes	0.50s	Us	1.0s	0.27s	ug/L s			02/06/12 14:15 s	1s
1,1-Dichloroethanes	0.25 s	Us	1.0s	0.15 s	ug/L s			02/06/12 14:15 s	1s
1,1-Dichloroethenes	0.25 s	Us	1.0s	0.19 s	ug/L s			02/06/12 14:15 s	1s
1,2-Dichloroethanes	0.25 s	Us	1.0s	0.22s	ug/L s			02/06/12 14:15 s	1s
1,2-Dichloroethene, Totals	0.50s	Us	2.0s	0.34s	ug/L s			02/06/12 14:15 s	1s
1,2-Dichloropropanes	0.25 s	Us	1.0s	0.18s	ug/L s			02/06/12 14:15 s	1s
2-Hexanones	0.50s	Us	10s	0.41s	ug/L s			02/06/12 14:15 s	1s
Bromochloromethanes	0.50s	Us	1.0s	0.29 s	ug/L s			02/06/12 14:15 s	1s
Acetones	1.1s	Us	10s	1.1s	ug/L s			02/06/12 14:15 s	1s
Benzenes	0.25 s	Us	1.0s	0.13 s	ug/L s			02/06/12 14:15 s	1s
Bromoforms	0.64s	Us	1.0s	0.64s	ug/L s			02/06/12 14:15 s	1s
Bromomethanes	0.50s	Us	1.0s	0.41s	ug/L s			02/06/12 14:15 s	1s
Carbon disulfides	0.25 s	Us	1.0s	0.13 s	ug/L s			02/06/12 14:15 s	1s
Carbon tetrachlorides	0.25 s	Us	1.0s	0.13 s	ug/L s			02/06/12 14:15 s	1s
Chlorobenzenes	0.25 s	Us	1.0s	0.15 s	ug/L s			02/06/12 14:15 s	1s
Chloroethanes	0.50s	Us	1.0s	0.29 s	ug/L s			02/06/12 14:15 s	1s
Chloroforms	0.25 s	Us	1.0s	0.16s	ug/L s			02/06/12 14:15 s	1s
Chloromethanes	0.50s	Us	1.0s	0.30s	ug/L s			02/06/12 14:15 s	1s
cis-1,2-Dichloroethenes	0.25 s	Us	1.0s	0.17s	ug/L s			02/06/12 14:15 s	1s
cis-1,3-Dichloropropenes	0.25 s	Us	1.0s	0.14s	ug/L s			02/06/12 14:15 s	1s
Bromodichloromethanes	0.25 s	Us	1.0s	0.15 s	ug/L s			02/06/12 14:15 s	1s
Ethylbenzenes	0.25 s	Us	1.0s	0.17s	ug/L s			02/06/12 14:15 s	1s
1,2-Dibromoethanes	0.25 s	Us	1.0s	0.24s	ug/L s			02/06/12 14:15 s	1s
m-Xylene & p-Xylenes	0.50s	Us	2.0s	0.24s	ug/L s			02/06/12 14:15 s	1s
2-Butanone (MEK)s	0.57s	Us	10s	0.57s	ug/L s			02/06/12 14:15 s	1s
4-Methyl-2-pentanone (MIBK)s	0.50s	Us	10s	0.32s	ug/L s			02/06/12 14:15 s	1s
Methylene Chlorides	0.50s	Us	1.0s	0.33 s	ug/L s			02/06/12 14:15 s	1s
o-Xylenes	0.25 s	Us	1.0s	0.14s	ug/L s			02/06/12 14:15 s	1s
Styrenes	0.25 s	Us	1.0s	0.11s	ug/L s			02/06/12 14:15 s	1s
Tetrachloroethenes	0.50s	Us	1.0s	0.29 s	ug/L s			02/06/12 14:15 s	1s
Toluenes	0.25 s	Us	1.0s	0.13 s	ug/L s			02/06/12 14:15 s	1s
trans-1,2-Dichloroethenes	0.25 s	Us	1.0s	0.19 s	ug/L s			02/06/12 14:15 s	1s
trans-1,3-Dichloropropenes	0.25 s	Us	1.0s	0.19 s	ug/L s			02/06/12 14:15 s	1s
Trichloroethenes	0.25 s	Us	1.0s	0.17s	ug/L s			02/06/12 14:15 s	1s
Vinyl chlorides	0.25 s	Us	1.0s	0.22s	ug/L s			02/06/12 14:15 s	1s
Xylenes, Totals	0.75 s	Us	2.0s	0.28s	ug/L s			02/06/12 14:15 s	1s
Dibromochloromethanes	0.25 s	Us	1.0s	0.18s	ug/L s			02/06/12 14:15 s	1s

Sur ogater	*%Recoveryr*	*Qualifier*	*Limitsr*	*Preparedr*	*Analyzedr*	*Dil Facr*
1,2-Dichloroethane-d4 (Surr)2	*1002*		*702 1202*		*02/06/12 14:152*	*12*
4-Bromofluorobenzene (Surr)2	*812*		*752 1202*		*02/06/12 14:152*	*12*
Toluene-d8 (Surr)2	*942*		*852 1202*		*02/06/12 14:152*	*12*
Dibromofluoromethane (Surr)2	*1032*		*852 1152*		*02/06/12 14:152*	*12*

Method: 8270C/DoD - Semivolatile Organic Compounds (GC/MS) i

Analytei	Resulti	Qualif er i	LOQi	DLi	Uniti	Di	Preparedi	Analyzedi	Dil Faci
Butyl benzyl phthalates	0.76s	Us	0.95 s	0.76s	ug/L s		02/02/12 07:18s	02/15/12 14:12s	1s
Dimethyl phthalates	0.76s	Us	0.95 s	0.28s	ug/L s		02/02/12 07:18s	02/15/12 14:12s	1s
2,4-Dinitrotoluenes	0.76s	Us	4.8s	0.26s	ug/L s		02/02/12 07:18s	02/15/12 14:12s	1s

Client Sample ID: FWGWBGMW-009C-1889-GW
Date Collected: 02/01/12 12:15 i
Date Received: 02/01/12 16:05 i

Lab Sample ID: 240-8176-6 i
Matr x: Water i

Method: 8270C/DoD - Semivolatile Organic Compounds (GC/MS) (Continued) i

Analytei	Resulti	Qualif er i	LOQi	DLi	Uniti	Di	Preparedi	Analyzedi	Dil Faci
2,6-Dinitrotoluenes	0.76s	Us	4.8s	0.76s	ug/L s		02/02/12 07:18s	02/15/12 14:12s	1s
Di-n-butyl phthalates	0.76s	Us	0.95 s	0.64s	ug/L s		02/02/12 07:18s	02/15/12 14:12s	1s
Diethyl phthalates	0.76s	Us	0.95 s	0.57s	ug/L s		02/02/12 07:18s	02/15/12 14:12s	1s
Nitrobenzenes	0.095 s	Us	0.95 s	0.038s	ug/L s		02/02/12 07:18s	02/15/12 14:12s	1s
Bis(2-ethylhexyl) phthalates	0.76s	Us	1.9 s	0.76s	ug/L s		02/02/12 07:18s	02/15/12 14:12s	1s
Di-n-octyl phthalates	0.76s	Us	0.95 s	0.76s	ug/L s		02/02/12 07:18s	02/15/12 14:12s	1s

Sur ogater	*%Recoveryr*	*Qualifier*	*Limitsr*	*Preparedr*	*Analyzedr*	*Dil Facr*
-Fluorobiphenyl (Surr)2	*662*		*502 1102*	*02/02/12 07:182*	*02/15/12 14:12*	*12*
-Fluorophenol (Surr)2	*712*		*022 1102*	*02/02/12 07:182*	*02/15/12 14:12*	*12*
Nitrobenzene-d5 (Surr)2	*702*		*402 1102*	*02/02/12 07:182*	*02/15/12 14:12*	*12*
Terphenyl-d14 (Surr)2	*702*		*502 1352*	*02/02/12 07:182*	*02/15/12 14:12*	*12*
,4,6-Tribromophenol (Surr)2	*732*		*402 1252*	*02/02/12 07:182*	*02/15/12 14:12*	*12*
Phenol-d5 (Surr)2	*752*		*102 1152*	*02/02/12 07:182*	*02/15/12 14:12*	*12*

Method: 8330 (Mod f ed) - Organic Compounds by UV/HPLC - Dissolved i

Analytei	Resulti	Qualif er i	LOQi	DLi	Uniti	Di	Preparedi	Analyzedi	Dil Faci
Nitroguanidines	6.0 Us		20s	2.4s	ug/L s		02/11/12 08:20s	02/14/12 19:20s	1s

Method: 8330/8330A - Nitroaromatics & Nitramines: Explosives (8330/A) i

Analytei	Resulti	Qualif er i	LOQi	DLi	Uniti	Di	Preparedi	Analyzedi	Dil Faci
Nitroglycerins	0.50 Us		0.64s	0.33 s	ug/L s		02/07/12 13:10s	02/17/12 16:43 s	0.99 s
PETNs	0.50 Us		0.64s	0.30s	ug/L s		02/07/12 13:10s	02/17/12 16:43 s	0.99 s
2-Amino-4,6-dinitrotoluenes	0.099 Us		0.20s	0.099 s	ug/L s		02/07/12 13:10s	02/17/12 16:43 s	0.99 s
4-Amino-2,6-dinitrotoluenes	0.050 Us		0.099 s	0.050s	ug/L s		02/07/12 13:10s	02/17/12 16:43 s	0.99 s
1,3-Dinitrobenzenes	0.050 Us		0.099 s	0.050s	ug/L s		02/07/12 13:10s	02/17/12 16:43 s	0.99 s
2,4-Dinitrotoluenes	0.050 Us		0.099 s	0.050s	ug/L s		02/07/12 13:10s	02/17/12 16:43 s	0.99 s
2,6-Dinitrotoluenes	0.050 Us		0.099 s	0.050s	ug/L s		02/07/12 13:10s	02/17/12 16:43 s	0.99 s
HMXi	**1.0 i**		0.099 s	0.036s	ug/L s		02/07/12 13:10s	02/17/12 16:43 s	0.99 s
Nitrobenzenes	0.050 Us		0.099 s	0.050s	ug/L s		02/07/12 13:10s	02/17/12 16:43 s	0.99 s
2-Nitrotoluenes	0.099 Us		0.50s	0.087s	ug/L s		02/07/12 13:10s	02/17/12 16:43 s	0.99 s
3-Nitrotoluenes	0.099 Us		0.50s	0.056s	ug/L s		02/07/12 13:10s	02/17/12 16:43 s	0.99 s
4-Nitrotoluenes	0.099 Us		0.64s	0.087s	ug/L s		02/07/12 13:10s	02/17/12 16:43 s	0.99 s
RDXi	**3.1 i**		0.099 s	0.036s	ug/L s		02/07/12 13:10s	02/17/12 16:43 s	0.99 s
Tetryls	0.050 Us		0.099 s	0.050s	ug/L s		02/07/12 13:10s	02/17/12 16:43 s	0.99 s
1,3,5-Trinitrobenzenes	0.050 Us		0.099 s	0.030s	ug/L s		02/07/12 13:10s	02/17/12 16:43 s	0.99 s
2,4,6-Trinitrotoluenes	0.050 Us		0.099 s	0.050s	ug/L s		02/07/12 13:10s	02/17/12 16:43 s	0.99 s

Sur ogater	*%Recoveryr*	*Qualifier*	*Limitsr*	*Preparedr*	*Analyzedr*	*Dil Facr*
3,4-Dinitrotoluene2	*982*		*792 1112*	*02/07/12 13:102*	*02/17/12 16:432*	*0.992*

General Chemistry i

Analytei	Resulti	Qualif er i	LOQi	DLi	Uniti	Di	Preparedi	Analyzedi	Dil Faci
Nitrocelluloses	1.0 Us		2.0s	0.48s	mg/L s		02/14/12 08:15 s	02/15/12 15:24s	1s

Client Sample ID: FWGWBGMW-009C-1889-GF i
Date Collected: 02/01/12 12:15 i
Date Received: 02/01/12 16:05 i

Lab Sample ID: 240-8176-7 i
Matr x: Water i

Method: 6010B/DOD - Metals (ICP) - Total Recoverablei

Analytei	Resulti	Qualif er i	LOQi	DLi	Uniti	Di	Preparedi	Analyzedi	Dil Faci
Arsenics	10s	Us	10s	3.3s	ug/L s		02/08/12 11:36s	02/09/12 12:11s	1s
Chromiums	4.0s	Us	7.0s	1.4s	ug/L s		02/08/12 11:36s	02/09/12 12:11s	1s
Cobalts	4.0s	Us	7.0s	1.5s	ug/L s		02/08/12 11:36s	02/09/12 12:11s	1s
Lead s	5.0s	Us	10s	1.7s	ug/L s		02/08/12 11:36s	02/09/12 12:11s	1s
Seleniums	10s	Us	15 s	4.0s	ug/L s		02/08/12 11:36s	02/09/12 12:11s	1s
Silvers	5.0s	Us	7.0s	1.7s	ug/L s		02/08/12 11:36s	02/09/12 12:11s	1s
Vanadiums	4.0s	Us	7.0s	1.3s	ug/L s		02/08/12 11:36s	02/09/12 12:11s	1s
Bar umi	9.8 i	Ji	200s	2.8s	ug/L s		02/08/12 11:36s	02/09/12 12:11s	1s
Calc umi	44000 i		5000s	630s	ug/L s		02/08/12 11:36s	02/09/12 12:11s	1s
Coppers	10s	Us	25 s	4.4s	ug/L s		02/08/12 11:36s	02/09/12 12:11s	1s
Magnesiumi	12000 i		5000s	120s	ug/L s		02/08/12 11:36s	02/09/12 12:11s	1s
Manganesei	57 i		15 s	1.8s	ug/L s		02/08/12 11:36s	02/09/12 12:11s	1s
Nickels	5.0s	Us	40s	2.2s	ug/L s		02/08/12 11:36s	02/09/12 12:11s	1s
Potassiumi	580 i	Ji	5000s	300s	ug/L s		02/08/12 11:36s	02/09/12 12:11s	1s

Method: 6020/DOD - Metals (ICP/MS) - Total Recoverablei

Analytei	Resulti	Qualif er i	LOQi	DLi	Uniti	Di	Preparedi	Analyzedi	Dil Faci
Aluminums	60s	Us	60s	20s	ug/L s		02/08/12 11:36s	02/10/12 13:08s	1s
Antimonys	0.50s	Us	2.0s	0.21s	ug/L s		02/08/12 11:36s	02/10/12 13:08s	1s
Berylliums	0.10s	Us	1.0s	0.033s	ug/L s		02/08/12 11:36s	02/10/12 13:08s	1s
Cadmiums	0.070s	Us	2.0s	0.023s	ug/L s		02/08/12 11:36s	02/10/12 13:08s	1s
Irons	100s	Us	150s	44s	ug/L s		02/08/12 11:36s	02/10/12 13:08s	1s
Sodiumi	3800 i		1000s	160s	ug/L s		02/08/12 11:36s	02/10/12 13:08s	1s
Thalliums	1.0s	Us	2.0s	0.32s	ug/L s		02/08/12 11:36s	02/10/12 13:08s	1s
Zincs	20s	Us	40s	8.8s	ug/L s		02/08/12 11:36s	02/10/12 13:08s	1s

Method: 7470A/DOD - Mercury (CVAA) i

Analytei	Resulti	Qualif er i	LOQi	DLi	Uniti	Di	Preparedi	Analyzedi	Dil Faci
Hgs	0.20s	Us	0.20s	0.12s	ug/L s		02/15/12 14:05 s	02/16/12 11:18s	1s

Client Sample ID: FWGEQUIPRINSE3-1896-GWi
Date Collected: 02/01/12 13:11 i
Date Received: 02/01/12 16:05 i

Lab Sample ID: 240-8176-8 i
Matr x: Water i

Method: 8260B/DoD - Volatile Organic Compounds (GC/MS) i

Analytei	Resulti	Qualif er i	LOQi	DLi	Uniti	Di	Preparedi	Analyzedi	Dil Faci
1,1,1-Trichloroethanes	0.25 s	Us	1.0s	0.22s	ug/L s			02/06/12 14:37s	1s
1,1,2,2-Tetrachloroethanes	0.25 s	Us	1.0s	0.18s	ug/L s			02/06/12 14:37s	1s
1,1,2-Trichloroethanes	0.50s	Us	1.0s	0.27s	ug/L s			02/06/12 14:37s	1s
1,1-Dichloroethanes	0.25 s	Us	1.0s	0.15 s	ug/L s			02/06/12 14:37s	1s
1,1-Dichloroethenes	0.25 s	Us	1.0s	0.19 s	ug/L s			02/06/12 14:37s	1s
1,2-Dichloroethanes	0.25 s	Us	1.0s	0.22s	ug/L s			02/06/12 14:37s	1s
1,2-Dichloroethene, Totals	0.50s	Us	2.0s	0.34s	ug/L s			02/06/12 14:37s	1s
1,2-Dichloropropanes	0.25 s	Us	1.0s	0.18s	ug/L s			02/06/12 14:37s	1s
2-Hexanones	0.50s	Us	10s	0.41s	ug/L s			02/06/12 14:37s	1s
Bromochloromethanes	0.50s	Us	1.0s	0.29 s	ug/L s			02/06/12 14:37s	1s
Acetonei	14 i		10s	1.1s	ug/L s			02/06/12 14:37s	1s
Benzenes	0.25 s	Us	1.0s	0.13 s	ug/L s			02/06/12 14:37s	1s
Bromoforms	0.64s	Us	1.0s	0.64s	ug/L s			02/06/12 14:37s	1s
Bromomethanes	0.50s	Us	1.0s	0.41s	ug/L s			02/06/12 14:37s	1s
Carbon disulfides	0.25 s	Us	1.0s	0.13 s	ug/L s			02/06/12 14:37s	1s
Carbon tetrachlorides	0.25 s	Us	1.0s	0.13 s	ug/L s			02/06/12 14:37s	1s
Chlorobenzenes	0.25 s	Us	1.0s	0.15 s	ug/L s			02/06/12 14:37s	1s
Chloroethanes	0.50s	Us	1.0s	0.29 s	ug/L s			02/06/12 14:37s	1s
Chloroforms	0.25 s	Us	1.0s	0.16s	ug/L s			02/06/12 14:37s	1s
Chloromethanes	0.50s	Us	1.0s	0.30s	ug/L s			02/06/12 14:37s	1s
cis-1,2-Dichloroethenes	0.25 s	Us	1.0s	0.17s	ug/L s			02/06/12 14:37s	1s
cis-1,3-Dichloropropenes	0.25 s	Us	1.0s	0.14s	ug/L s			02/06/12 14:37s	1s
Bromodichloromethanes	0.25 s	Us	1.0s	0.15 s	ug/L s			02/06/12 14:37s	1s
Ethylbenzenes	0.25 s	Us	1.0s	0.17s	ug/L s			02/06/12 14:37s	1s
1,2-Dibromoethanes	0.25 s	Us	1.0s	0.24s	ug/L s			02/06/12 14:37s	1s
m-Xylene & p-Xylenes	0.50s	Us	2.0s	0.24s	ug/L s			02/06/12 14:37s	1s
2-Butanone (MEK) i	1.3 i	Ji	10s	0.57s	ug/L s			02/06/12 14:37s	1s
4-Methyl-2-pentanone (MIBK)s	0.50s	Us	10s	0.32s	ug/L s			02/06/12 14:37s	1s
Methylene Chlorides	0.50s	Us	1.0s	0.33 s	ug/L s			02/06/12 14:37s	1s
o-Xylenes	0.25 s	Us	1.0s	0.14s	ug/L s			02/06/12 14:37s	1s
Styrenes	0.25 s	Us	1.0s	0.11s	ug/L s			02/06/12 14:37s	1s
Tetrachloroethenes	0.50s	Us	1.0s	0.29 s	ug/L s			02/06/12 14:37s	1s
Toluenes	0.25 s	Us	1.0s	0.13 s	ug/L s			02/06/12 14:37s	1s
trans-1,2-Dichloroethenes	0.25 s	Us	1.0s	0.19 s	ug/L s			02/06/12 14:37s	1s
trans-1,3-Dichloropropenes	0.25 s	Us	1.0s	0.19 s	ug/L s			02/06/12 14:37s	1s
Trichloroethenes	0.25 s	Us	1.0s	0.17s	ug/L s			02/06/12 14:37s	1s
Vinyl chlorides	0.25 s	Us	1.0s	0.22s	ug/L s			02/06/12 14:37s	1s
Xylenes, Totals	0.75 s	Us	2.0s	0.28s	ug/L s			02/06/12 14:37s	1s
Dibromochloromethanes	0.25 s	Us	1.0s	0.18s	ug/L s			02/06/12 14:37s	1s

Sur ogater	*%Recoveryr*	*Qualifier*	*Limitsr*	*Preparedr*	*Analyzedr*	*Dil Facr*
1,2-Dichloroethane-d4 (Surr)2	*1002*		*702 1202*		*02/06/12 14:372*	*12*
4-Bromofluorobenzene (Surr)2	*842*		*752 1202*		*02/06/12 14:372*	*12*
Toluene-d8 (Surr)2	*932*		*852 1202*		*02/06/12 14:372*	*12*
Dibromofluoromethane (Surr)2	*1032*		*852 1152*		*02/06/12 14:372*	*12*

Method: 8270C/DoD - Semivolatile Organic Compounds (GC/MS) i

Analytei	Resulti	Qualif er i	LOQi	DLi	Uniti	Di	Preparedi	Analyzedi	Dil Faci
Acenaphthenes	0.098s	Us	0.20s	0.098s	ug/L s		02/02/12 07:18s	02/15/12 14:30s	1s
Acenaphthylenes	0.098s	Us	0.20s	0.098s	ug/L s		02/02/12 07:18s	02/15/12 14:30s	1s
Anthracenes	0.098s	Us	0.20s	0.098s	ug/L s		02/02/12 07:18s	02/15/12 14:30s	1s

Client Sample ID: FWGEQUIPRINSE3-1896-GWi
Date Collected: 02/01/12 13:11 i
Date Received: 02/01/12 16:05 i

Lab Sample ID: 240-8176-8 i
Matr x: Water i

Method: 8270C/DoD - Semivolatile Organic Compounds (GC/MS) (Continued) i

Analytei	Resulti	Qualif er i	LOQi	DLi	Uniti	Di	Preparedi	Analyzedi	Dil Faci
Benzo[a]anthracenes	0.098s	Us	0.20s	0.098s	ug/L s		02/02/12 07:18s	02/15/12 14:30s	1s
Benzoic acid s	9.8s	U Ms	25 s	9.8s	ug/L s		02/02/12 07:18s	02/15/12 14:30s	1s
Benzo[b]fluoranthenes	0.098s	Us	0.20s	0.098s	ug/L s		02/02/12 07:18s	02/15/12 14:30s	1s
Benzo[k]fluoranthenes	0.098s	Us	0.20s	0.098s	ug/L s		02/02/12 07:18s	02/15/12 14:30s	1s
Benzyl alcohols	0.78s	Us	4.9 s	0.37s	ug/L s		02/02/12 07:18s	02/15/12 14:30s	1s
Bis(2-chloroethoxy)methanes	0.78s	Us	0.98s	0.31s	ug/L s		02/02/12 07:18s	02/15/12 14:30s	1s
Bis(2-chloroethyl)ethers	0.098s	Us	0.98s	0.098s	ug/L s		02/02/12 07:18s	02/15/12 14:30s	1s
4-Bromophenyl phenyl ethers	0.78s	Us	2.0s	0.78s	ug/L s		02/02/12 07:18s	02/15/12 14:30s	1s
Butyl benzyl phthalates	0.78s	Us	0.98s	0.78s	ug/L s		02/02/12 07:18s	02/15/12 14:30s	1s
2,4-Dimethylphenols	0.78s	Us	2.0s	0.78s	ug/L s		02/02/12 07:18s	02/15/12 14:30s	1s
Dimethyl phthalates	0.78s	Us	0.98s	0.28s	ug/L s		02/02/12 07:18s	02/15/12 14:30s	1s
4,6-Dinitro-2-methylphenols	2.4s	Us	4.9 s	2.4s	ug/L s		02/02/12 07:18s	02/15/12 14:30s	1s
2,4-Dinitrophenols	2.4s	Us	4.9 s	2.4s	ug/L s		02/02/12 07:18s	02/15/12 14:30s	1s
2,4-Dinitrotoluenes	0.78s	Us	4.9 s	0.26s	ug/L s		02/02/12 07:18s	02/15/12 14:30s	1s
2,6-Dinitrotoluenes	0.78s	Us	4.9 s	0.78s	ug/L s		02/02/12 07:18s	02/15/12 14:30s	1s
Fluoranthenes	0.098s	Us	0.20s	0.098s	ug/L s		02/02/12 07:18s	02/15/12 14:30s	1s
Fluorenes	0.098s	Us	0.20s	0.098s	ug/L s		02/02/12 07:18s	02/15/12 14:30s	1s
Hexachlorobenzenes	0.098s	Us	0.20s	0.098s	ug/L s		02/02/12 07:18s	02/15/12 14:30s	1s
Hexachlorobutadienes	0.78s	Us	0.98s	0.26s	ug/L s		02/02/12 07:18s	02/15/12 14:30s	1s
Hexachlorocyclopentadienes	0.78s	Us	9.8s	0.78s	ug/L s		02/02/12 07:18s	02/15/12 14:30s	1s
Hexachloroethanes	0.78s	Us	0.98s	0.78s	ug/L s		02/02/12 07:18s	02/15/12 14:30s	1s
N-Nitrosodiphenylamines	0.78s	Us	0.98s	0.30s	ug/L s		02/02/12 07:18s	02/15/12 14:30s	1s
N-Nitrosodi-n-propylamines	0.78s	Us	0.98s	0.78s	ug/L s		02/02/12 07:18s	02/15/12 14:30s	1s
1,4-Dichlorobenzenes	0.78s	Us	0.98s	0.33 s	ug/L s		02/02/12 07:18s	02/15/12 14:30s	1s
2-Chloronaphthalenes	0.098s	Us	0.98s	0.098s	ug/L s		02/02/12 07:18s	02/15/12 14:30s	1s
2-Chlorophenols	0.78s	Us	0.98s	0.28s	ug/L s		02/02/12 07:18s	02/15/12 14:30s	1s
4-Chlorophenyl phenyl ethers	0.78s	Us	2.0s	0.29 s	ug/L s		02/02/12 07:18s	02/15/12 14:30s	1s
Chrysenes	0.098s	Us	0.20s	0.098s	ug/L s		02/02/12 07:18s	02/15/12 14:30s	1s
Dibenz(a,h)anthracenes	0.098s	Us	0.20s	0.098s	ug/L s		02/02/12 07:18s	02/15/12 14:30s	1s
Dibenzofurans	0.098s	Us	0.98s	0.098s	ug/L s		02/02/12 07:18s	02/15/12 14:30s	1s
Benzo[g,h,i]perylenes	0.098s	Us	0.20s	0.098s	ug/L s		02/02/12 07:18s	02/15/12 14:30s	1s
Benzo[a]pyrenes	0.098s	U Qs	0.20s	0.098s	ug/L s		02/02/12 07:18s	02/15/12 14:30s	1s
Di-n-butyl phthalates	0.78s	Us	0.98s	0.66s	ug/L s		02/02/12 07:18s	02/15/12 14:30s	1s
1,2-Dichlorobenzenes	0.78s	Us	0.98s	0.28s	ug/L s		02/02/12 07:18s	02/15/12 14:30s	1s
1,3-Dichlorobenzenes	0.78s	Us	0.98s	0.78s	ug/L s		02/02/12 07:18s	02/15/12 14:30s	1s
3,3'-Dichlorobenzidines	0.78s	Us	4.9 s	0.36s	ug/L s		02/02/12 07:18s	02/15/12 14:30s	1s
2,4-Dichlorophenols	0.78s	Us	2.0s	0.78s	ug/L s		02/02/12 07:18s	02/15/12 14:30s	1s
Diethyl phthalates	0.78s	Us	0.98s	0.59 s	ug/L s		02/02/12 07:18s	02/15/12 14:30s	1s
Indeno[1,2,3-cd]pyrenes	0.098s	Us	0.20s	0.098s	ug/L s		02/02/12 07:18s	02/15/12 14:30s	1s
Isophorones	0.78s	Us	0.98s	0.26s	ug/L s		02/02/12 07:18s	02/15/12 14:30s	1s
2-Methylnaphthalenes	0.098s	Us	0.20s	0.098s	ug/L s		02/02/12 07:18s	02/15/12 14:30s	1s
2-Methylphenols	0.78s	Us	0.98s	0.78s	ug/L s		02/02/12 07:18s	02/15/12 14:30s	1s
Naphthalenes	0.098s	Us	0.20s	0.098s	ug/L s		02/02/12 07:18s	02/15/12 14:30s	1s
2-Nitroanilines	0.78s	Us	2.0s	0.78s	ug/L s		02/02/12 07:18s	02/15/12 14:30s	1s
3-Nitroanilines	0.78s	Us	2.0s	0.27s	ug/L s		02/02/12 07:18s	02/15/12 14:30s	1s
4-Nitroanilines	0.78s	Us	2.0s	0.78s	ug/L s		02/02/12 07:18s	02/15/12 14:30s	1s
Nitrobenzenes	0.098s	Us	0.98s	0.039 s	ug/L s		02/02/12 07:18s	02/15/12 14:30s	1s
2-Nitrophenols	0.78s	Us	2.0s	0.27s	ug/L s		02/02/12 07:18s	02/15/12 14:30s	1s
4-Nitrophenols	2.4s	Us	4.9 s	2.4s	ug/L s		02/02/12 07:18s	02/15/12 14:30s	1s
Pyrenes	0.098s	Us	0.20s	0.098s	ug/L s		02/02/12 07:18s	02/15/12 14:30s	1s
Pentachlorophenols	2.4s	Us	4.9 s	2.4s	ug/L s		02/02/12 07:18s	02/15/12 14:30s	1s

Client Sample ID: FWGEQUIPRINSE3-1896-GWi
Date Collected: 02/01/12 13:11 i
Date Received: 02/01/12 16:05 i

Lab Sample ID: 240-8176-8 i
Matr x: Water i

Method: 8270C/DoD - Semivolatile Organic Compounds (GC/MS) (Continued) i

Analytei	Resulti	Qualif er i	LOQi	DLi	Uniti	Di	Preparedi	Analyzedi	Dil Faci
Phenanthrenes	0.098s	Us	0.20s	0.098s	ug/L s		02/02/12 07:18s	02/15/12 14:30s	1s
1,2,4-Trichlorobenzenes	0.78s	Us	0.98s	0.27s	ug/L s		02/02/12 07:18s	02/15/12 14:30s	1s
2,4,5-Trichlorophenols	0.78s	Us	4.9 s	0.29 s	ug/L s		02/02/12 07:18s	02/15/12 14:30s	1s
2,4,6-Trichlorophenols	0.78s	Us	4.9 s	0.78s	ug/L s		02/02/12 07:18s	02/15/12 14:30s	1s
Phenols	0.78s	Us	0.98s	0.59 s	ug/L s		02/02/12 07:18s	02/15/12 14:30s	1s
Carbazoles	0.78s	Us	0.98s	0.27s	ug/L s		02/02/12 07:18s	02/15/12 14:30s	1s
4-Chloroanilines	0.78s	Us	2.0s	0.78s	ug/L s		02/02/12 07:18s	02/15/12 14:30s	1s
3 & 4 Methylphenols	0.78s	Us	2.0s	0.78s	ug/L s		02/02/12 07:18s	02/15/12 14:30s	1s
Bis(2-ethylhexyl) phthalates	0.78s	Us	2.0s	0.78s	ug/L s		02/02/12 07:18s	02/15/12 14:30s	1s
Di-n-octyl phthalates	0.78s	Us	0.98s	0.78s	ug/L s		02/02/12 07:18s	02/15/12 14:30s	1s
4-Chloro-3-methylphenols	0.78s	Us	2.0s	0.78s	ug/L s		02/02/12 07:18s	02/15/12 14:30s	1s
2,2'-oxybis[1-chloropropane] s	0.78s	Us	0.98s	0.39 s	ug/L s		02/02/12 07:18s	02/15/12 14:30s	1s

Sur ogater	*%Recoveryr*	*Qualifier*	*Limitsr*	*Preparedr*	*Analyzedr*	*Dil Facr*
-Fluorobiphenyl (Surr)2	*672*		*502 1102*	*02/02/12 07:182*	*02/15/12 14:302*	*12*
-Fluorophenol (Surr)2	*782*		*0 - 1102*	*02/02/12 07:182*	*02/15/12 14:302*	*12*
Nitrobenzene-d5 (Surr)2	*762*		*402 1102*	*02/02/12 07:182*	*02/15/12 14:302*	*12*
Terphenyl-d14 (Surr)2	*762*		*502 1352*	*02/02/12 07:182*	*02/15/12 14:302*	*12*
,4,6-Tribromophenol (Surr)2	*702*		*402 1252*	*02/02/12 07:182*	*02/15/12 14:302*	*12*
Phenol-d5 (Surr)2	*802*		*102 1152*	*02/02/12 07:182*	*02/15/12 14:302*	*12*

Method: 8081/DOD - Organochlor ne Pestic des (GC) i

Analytei	Resulti	Qualif er i	LOQi	DLi	Uniti	Di	Preparedi	Analyzedi	Dil Faci
4,4'-DDD	0.0095 s	Us	0.048s	0.0091s	ug/L s		02/03/12 08:05 s	02/05/12 09:45 s	1s
4,4'-DDEs	0.0095 s	Us	0.048s	0.0092s	ug/L s		02/03/12 08:05 s	02/05/12 09:45 s	1s
4,4'-DDTs	0.029 s	Us	0.048s	0.015 s	ug/L s		02/03/12 08:05 s	02/05/12 09:45 s	1s
Aldrins	0.0095 s	Us	0.029 s	0.0078s	ug/L s		02/03/12 08:05 s	02/05/12 09:45 s	1s
alpha-BHCs	0.0095 s	Us	0.029 s	0.0067s	ug/L s		02/03/12 08:05 s	02/05/12 09:45 s	1s
alpha-Chlordanes	0.013 s	Us	0.048s	0.013 s	ug/L s		02/03/12 08:05 s	02/05/12 09:45 s	1s
beta-BHCs	0.0095 s	Us	0.048s	0.0080s	ug/L s		02/03/12 08:05 s	02/05/12 09:45 s	1s
delta-BHCs	0.0095 s	Us	0.048s	0.0083 s	ug/L s		02/03/12 08:05 s	02/05/12 09:45 s	1s
Dieldrins	0.0095 s	Us	0.029 s	0.0071s	ug/L s		02/03/12 08:05 s	02/05/12 09:45 s	1s
Endosulfan Is	0.012s	Us	0.048s	0.012s	ug/L s		02/03/12 08:05 s	02/05/12 09:45 s	1s
Endosulfan IIs	0.011s	Us	0.048s	0.011s	ug/L s		02/03/12 08:05 s	02/05/12 09:45 s	1s
Endosulfan sulfates	0.010s	Us	0.048s	0.010s	ug/L s		02/03/12 08:05 s	02/05/12 09:45 s	1s
Endrins	0.010s	Us	0.048s	0.010s	ug/L s		02/03/12 08:05 s	02/05/12 09:45 s	1s
Endrin aldehydes	0.010s	Us	0.048s	0.010s	ug/L s		02/03/12 08:05 s	02/05/12 09:45 s	1s
Endrin ketones	0.0095 s	Us	0.048s	0.0074s	ug/L s		02/03/12 08:05 s	02/05/12 09:45 s	1s
gamma-BHC (Lindane)s	0.0095 s	Us	0.048s	0.0061s	ug/L s		02/03/12 08:05 s	02/05/12 09:45 s	1s
gamma-Chlordanes	0.011s	Us	0.048s	0.011s	ug/L s		02/03/12 08:05 s	02/05/12 09:45 s	1s
Heptachlors	0.0095 s	Us	0.029 s	0.0076s	ug/L s		02/03/12 08:05 s	02/05/12 09:45 s	1s
Heptachlor epoxides	0.0095 s	Us	0.029 s	0.0068s	ug/L s		02/03/12 08:05 s	02/05/12 09:45 s	1s
Methoxychlors	0.030s	Us	0.095 s	0.030s	ug/L s		02/03/12 08:05 s	02/05/12 09:45 s	1s
Toxaphenes	0.48s	Us	1.9 s	0.30s	ug/L s		02/03/12 08:05 s	02/05/12 09:45 s	1s

Sur ogater	*%Recoveryr*	*Qualifier*	*Limitsr*	*Preparedr*	*Analyzedr*	*Dil Facr*
DCB Decachlorobiphenyl2	*742*		*302 1352*	*02/03/12 08:052*	*02/05/12 09:452*	*12*
DCB Decachlorobiphenyl2	*742*		*302 1352*	*02/03/12 08:052*	*02/05/12 09:452*	*12*
Tetrachloro-m-xylene2	*832*		*5 - 1402*	*02/03/12 08:052*	*02/05/12 09:452*	*12*
Tetrachloro-m-xylene2	*752*		*5 - 1402*	*02/03/12 08:052*	*02/05/12 09:452*	*12*

Client Sample ID: FWGEQUIPRINSE3-1896-GWi
Date Collected: 02/01/12 13:11 i
Date Received: 02/01/12 16:05 i

Lab Sample ID: 240-8176-8 i
Matr x: Water i

Method: 8082/DOD - Polychlor nated Biphenyls (PCBs) by Gas Chromatography i

Analytei	Resulti	Qualif er i	LOQi	DLi	Uniti	Di	Preparedi	Analyzedi	Dil Faci
Aroclor-1016s	0.19 s	Us	0.48s	0.16s	ug/L s		02/03/12 08:09 s	02/04/12 19:28s	1s
Aroclor-1221s	0.19 s	Us	0.48s	0.12s	ug/L s		02/03/12 08:09 s	02/04/12 19:28s	1s
Aroclor-1232s	0.19 s	Us	0.48s	0.15 s	ug/L s		02/03/12 08:09 s	02/04/12 19:28s	1s
Aroclor-1242s	0.38s	Us	0.48s	0.21s	ug/L s		02/03/12 08:09 s	02/04/12 19:28s	1s
Aroclor-1248s	0.19 s	Us	0.48s	0.095 s	ug/L s		02/03/12 08:09 s	02/04/12 19:28s	1s
Aroclor-1254s	0.19 s	Us	0.48s	0.15 s	ug/L s		02/03/12 08:09 s	02/04/12 19:28s	1s
Aroclor-1260s	0.19 s	Us	0.48s	0.16s	ug/L s		02/03/12 08:09 s	02/04/12 19:28s	1s

Sur ogater	*%Recoveryr*	*Qualifier*	*Limitsr*	*Preparedr*	*Analyzedr*	*Dil Facr*
Tetrachloro-m-xylene2	*682*		*402 1402*	*02/03/12 08:092*	*02/04/12 19:282*	*12*
Tetrachloro-m-xylene2	*72*		*402 1402*	*02/03/12 08:092*	*02/04/12 19:282*	*12*
DCB Decachlorobiphenyl2	*812*		*402 1352*	*02/03/12 08:092*	*02/04/12 19:282*	*12*
DCB Decachlorobiphenyl2	*812*		*402 1352*	*02/03/12 08:092*	*02/04/12 19:282*	*12*

Method: 8330 (Mod f ed) - Organic Compounds by UV/HPLC - Dissolved i

Analytei	Resulti	Qualif er i	LOQi	DLi	Uniti	Di	Preparedi	Analyzedi	Dil Faci
Nitroguanidines	6.0 Us		20s	2.4s	ug/L s		02/11/12 08:20s	02/14/12 19:34s	1s

Method: 8330/8330A - Nitroaromatics & Nitramines: Explosives (8330/A) i

Analytei	Resulti	Qualif er i	LOQi	DLi	Uniti	Di	Preparedi	Analyzedi	Dil Faci
Nitroglycerins	0.50 Us		0.64s	0.33 s	ug/L s		02/07/12 13:10s	02/17/12 17:24s	0.99 s
PETNs	0.50 Us		0.64s	0.30s	ug/L s		02/07/12 13:10s	02/17/12 17:24s	0.99 s
2-Amino-4,6-dinitrotoluenes	0.099 Us		0.20s	0.099 s	ug/L s		02/07/12 13:10s	02/17/12 17:24s	0.99 s
4-Amino-2,6-dinitrotoluenes	0.050 Us		0.099 s	0.050s	ug/L s		02/07/12 13:10s	02/17/12 17:24s	0.99 s
1,3-Dinitrobenzenes	0.050 Us		0.099 s	0.050s	ug/L s		02/07/12 13:10s	02/17/12 17:24s	0.99 s
2,4-Dinitrotoluenes	0.050 Us		0.099 s	0.050s	ug/L s		02/07/12 13:10s	02/17/12 17:24s	0.99 s
2,6-Dinitrotoluenes	0.050 Us		0.099 s	0.050s	ug/L s		02/07/12 13:10s	02/17/12 17:24s	0.99 s
HMXs	0.050 Us		0.099 s	0.036s	ug/L s		02/07/12 13:10s	02/17/12 17:24s	0.99 s
Nitrobenzenes	0.050 Us		0.099 s	0.050s	ug/L s		02/07/12 13:10s	02/17/12 17:24s	0.99 s
2-Nitrotoluenes	0.099 Us		0.50s	0.087s	ug/L s		02/07/12 13:10s	02/17/12 17:24s	0.99 s
3-Nitrotoluenes	0.099 Us		0.50s	0.056s	ug/L s		02/07/12 13:10s	02/17/12 17:24s	0.99 s
4-Nitrotoluenes	0.099 Us		0.64s	0.087s	ug/L s		02/07/12 13:10s	02/17/12 17:24s	0.99 s
RDXs	0.050 Us		0.099 s	0.036s	ug/L s		02/07/12 13:10s	02/17/12 17:24s	0.99 s
Tetryls	0.050 Us		0.099 s	0.050s	ug/L s		02/07/12 13:10s	02/17/12 17:24s	0.99 s
1,3,5-Trinitrobenzenes	0.050 Us		0.099 s	0.030s	ug/L s		02/07/12 13:10s	02/17/12 17:24s	0.99 s
2,4,6-Trinitrotoluenes	0.050 Us		0.099 s	0.050s	ug/L s		02/07/12 13:10s	02/17/12 17:24s	0.99 s

Sur ogater	*%Recoveryr*	*Qualifier*	*Limitsr*	*Preparedr*	*Analyzedr*	*Dil Facr*
3,4-Dinitrotoluene2	*972*		*792 1112*	*02/07/12 13:102*	*02/17/12 17:242*	*0.992*

Method: 6010B/DOD - Metals (ICP) - Total Recoverablei

Analytei	Resulti	Qualif er i	LOQi	DLi	Uniti	Di	Preparedi	Analyzedi	Dil Faci
Arsenics	10s	Us	10s	3.3 s	ug/L s		02/08/12 11:36s	02/09/12 12:18s	1s
Chromiums	4.0s	Us	7.0s	1.4s	ug/L s		02/08/12 11:36s	02/09/12 12:18s	1s
Cobalts	4.0s	Us	7.0s	1.5 s	ug/L s		02/08/12 11:36s	02/09/12 12:18s	1s
Lead s	5.0s	Us	10s	1.7s	ug/L s		02/08/12 11:36s	02/09/12 12:18s	1s
Seleniums	10s	Us	15 s	4.0s	ug/L s		02/08/12 11:36s	02/09/12 12:18s	1s
Silvers	5.0s	Us	7.0s	1.7s	ug/L s		02/08/12 11:36s	02/09/12 12:18s	1s
Vanadiums	4.0s	Us	7.0s	1.3 s	ug/L s		02/08/12 11:36s	02/09/12 12:18s	1s
Bariums	5.0s	Us	200s	2.8s	ug/L s		02/08/12 11:36s	02/09/12 12:18s	1s
Calciums	1000s	Us	5000s	630s	ug/L s		02/08/12 11:36s	02/09/12 12:18s	1s
Coppers	10s	Us	25 s	4.4s	ug/L s		02/08/12 11:36s	02/09/12 12:18s	1s

Client Sample ID: FWGEQUIPRINSE3-1896-GWi
Date Collected: 02/01/12 13:11 i
Date Received: 02/01/12 16:05 i

Lab Sample ID: 240-8176-8 i
Matr x: Water i

Method: 6010B/DOD - Metals (ICP) - Total Recoverable (Continued) i

Analytei	Resulti	Qualif er i	LOQi	DLi	Uniti	Di	Preparedi	Analyzedi	Dil Faci
Magnesiumi	170 i	Ji	5000s	120s	ug/L s		02/08/12 11:36s	02/09/12 12:18s	1s
Manganeses	5.0s	Us	15 s	1.8s	ug/L s		02/08/12 11:36s	02/09/12 12:18s	1s
Nickels	5.0s	Us	40s	2.2s	ug/L s		02/08/12 11:36s	02/09/12 12:18s	1s
Potas iums	900s	Us	5000s	300s	ug/L s		02/08/12 11:36s	02/09/12 12:18s	1s

Method: 6020/DOD - Metals (ICP/MS) - Total Recoverablei

Analytei	Resulti	Qualif er i	LOQi	DLi	Uniti	Di	Preparedi	Analyzedi	Dil Faci
Aluminums	60s	Us	60s	20s	ug/L s		02/08/12 11:36s	02/10/12 13:13 s	1s
Antimonys	0.50s	Us	2.0s	0.21s	ug/L s		02/08/12 11:36s	02/10/12 13:13 s	1s
Berylliums	0.10s	Us	1.0s	0.033 s	ug/L s		02/08/12 11:36s	02/10/12 13:13 s	1s
Cadmiums	0.070s	Us	2.0s	0.023 s	ug/L s		02/08/12 11:36s	02/10/12 13:13 s	1s
Irons	100s	Us	150s	44s	ug/L s		02/08/12 11:36s	02/10/12 13:13 s	1s
Sodiums	400s	Us	1000s	160s	ug/L s		02/08/12 11:36s	02/10/12 13:13 s	1s
Thalliums	1.0s	Us	2.0s	0.32s	ug/L s		02/08/12 11:36s	02/10/12 13:13 s	1s
Zincs	20s	Us	40s	8.8s	ug/L s		02/08/12 11:36s	02/10/12 13:13 s	1s

Method: 7470A/DOD - Mercury (CVAA) i

Analytei	Resulti	Qualif er i	LOQi	DLi	Uniti	Di	Preparedi	Analyzedi	Dil Faci
Hgs	0.20s	Us	0.20s	0.12s	ug/L s		02/15/12 14:05 s	02/16/12 11:28s	1s

General Chemistry i

Analytei	Resulti	Qualif er i	LOQi	DLi	Uniti	Di	Preparedi	Analyzedi	Dil Faci
Cyanide, Totals	0.010s	Us	0.010s	0.0050s	mg/L s		02/03/12 08:38s	02/03/12 12:01s	1s
Nitrocelluloses	1.0	Us	2.0s	0.48s	mg/L s		02/14/12 08:15 s	02/15/12 15:26s	1s

Client Sample ID: FWGTEAM2-TRIP i
Date Collected: 02/01/12 08:00 i
Date Received: 02/01/12 16:05 i

Lab Sample ID: 240-8176-9 i
Matr x: Water i

Method: 8260B/DoD - Volatile Organic Compounds (GC/MS) i

Analytei	Resulti	Qualif er i	LOQi	DLi	Uniti	Di	Preparedi	Analyzedi	Dil Faci
1,1,1-Trichloroethanes	0.25 s	Us	1.0s	0.22s	ug/L s			02/06/12 14:58s	1s
1,1,2,2-Tetrachloroethanes	0.25 s	Us	1.0s	0.18s	ug/L s			02/06/12 14:58s	1s
1,1,2-Trichloroethanes	0.50s	Us	1.0s	0.27s	ug/L s			02/06/12 14:58s	1s
1,1-Dichloroethanes	0.25 s	Us	1.0s	0.15 s	ug/L s			02/06/12 14:58s	1s
1,1-Dichloroethenes	0.25 s	Us	1.0s	0.19 s	ug/L s			02/06/12 14:58s	1s
1,2-Dichloroethanes	0.25 s	Us	1.0s	0.22s	ug/L s			02/06/12 14:58s	1s
1,2-Dichloroethene, Totals	0.50s	Us	2.0s	0.34s	ug/L s			02/06/12 14:58s	1s
1,2-Dichloropropanes	0.25 s	Us	1.0s	0.18s	ug/L s			02/06/12 14:58s	1s
2-Hexanones	0.50s	Us	10s	0.41s	ug/L s			02/06/12 14:58s	1s
Bromochloromethanes	0.50s	Us	1.0s	0.29 s	ug/L s			02/06/12 14:58s	1s
Acetonei	1.5 i	Ji	10s	1.1s	ug/L s			02/06/12 14:58s	1s
Benzenes	0.25 s	Us	1.0s	0.13 s	ug/L s			02/06/12 14:58s	1s
Bromoforms	0.64s	Us	1.0s	0.64s	ug/L s			02/06/12 14:58s	1s
Bromomethanes	0.50s	Us	1.0s	0.41s	ug/L s			02/06/12 14:58s	1s
Carbon disulfides	0.25 s	Us	1.0s	0.13 s	ug/L s			02/06/12 14:58s	1s
Carbon tetrachlorides	0.25 s	Us	1.0s	0.13 s	ug/L s			02/06/12 14:58s	1s
Chlorobenzenes	0.25 s	Us	1.0s	0.15 s	ug/L s			02/06/12 14:58s	1s
Chloroethanes	0.50s	Us	1.0s	0.29 s	ug/L s			02/06/12 14:58s	1s
Chloroforms	0.25 s	Us	1.0s	0.16s	ug/L s			02/06/12 14:58s	1s
Chloromethanes	0.50s	Us	1.0s	0.30s	ug/L s			02/06/12 14:58s	1s
cis-1,2-Dichloroethenes	0.25 s	Us	1.0s	0.17s	ug/L s			02/06/12 14:58s	1s
cis-1,3-Dichloropropenes	0.25 s	Us	1.0s	0.14s	ug/L s			02/06/12 14:58s	1s
Bromodichloromethanes	0.25 s	Us	1.0s	0.15 s	ug/L s			02/06/12 14:58s	1s
Ethylbenzenes	0.25 s	Us	1.0s	0.17s	ug/L s			02/06/12 14:58s	1s
1,2-Dibromoethanes	0.25 s	Us	1.0s	0.24s	ug/L s			02/06/12 14:58s	1s
m-Xylene & p-Xylenes	0.50s	Us	2.0s	0.24s	ug/L s			02/06/12 14:58s	1s
2-Butanone (MEK)s	0.57s	Us	10s	0.57s	ug/L s			02/06/12 14:58s	1s
4-Methyl-2-pentanone (MIBK)s	0.50s	Us	10s	0.32s	ug/L s			02/06/12 14:58s	1s
Methylene Chlor dei	0.71 i	J Bi	1.0s	0.33 s	ug/L s			02/06/12 14:58s	1s
o-Xylenes	0.25 s	Us	1.0s	0.14s	ug/L s			02/06/12 14:58s	1s
Styrenes	0.25 s	Us	1.0s	0.11s	ug/L s			02/06/12 14:58s	1s
Tetrachloroethenes	0.50s	Us	1.0s	0.29 s	ug/L s			02/06/12 14:58s	1s
Toluenes	0.25 s	Us	1.0s	0.13 s	ug/L s			02/06/12 14:58s	1s
trans-1,2-Dichloroethenes	0.25 s	Us	1.0s	0.19 s	ug/L s			02/06/12 14:58s	1s
trans-1,3-Dichloropropenes	0.25 s	Us	1.0s	0.19 s	ug/L s			02/06/12 14:58s	1s
Trichloroethenes	0.25 s	Us	1.0s	0.17s	ug/L s			02/06/12 14:58s	1s
Vinyl chlorides	0.25 s	Us	1.0s	0.22s	ug/L s			02/06/12 14:58s	1s
Xylenes, Totals	0.75 s	Us	2.0s	0.28s	ug/L s			02/06/12 14:58s	1s
Dibromochloromethanes	0.25 s	Us	1.0s	0.18s	ug/L s			02/06/12 14:58s	1s

Sur ogater	*%Recoveryr*	*Qualifier*	*Limitsr*	*Preparedr*	*Analyzedr*	*Dil Facr*
1,2-Dichloroethane-d4 (Surr)2	*1012*		*702ą202*		*02/06/12 14:582*	*12*
4-Bromofluorobenzene (Surr)2	*832*		*752ą202*		*02/06/12 14:582*	*12*
Toluene-d8 (Surr)2	*942*		*852ą202*		*02/06/12 14:582*	*12*
Dibromofluoromethane (Surr)2	*1062*		*852ą152*		*02/06/12 14:582*	*12*

Client Sample ID: FWGBKGMW-005C-1855-GWi
Lab Sample ID: 240-8176-10 i
Date Collected: 02/01/12 09:22 i
Matr x: Water i
Date Received: 02/01/12 16:05 i

Method: 8260B/DoD - Volatile Organic Compounds (GC/MS) i

Analytei	Resulti	Qualif er i	LOQi	DLi	Uniti	Di	Preparedi	Analyzedi	Dil Faci
1,1,1-Trichloroethanes	0.25 s	Us	1.0s	0.22s	ug/L s			02/06/12 15:19 s	1s
1,1,2,2-Tetrachloroethanes	0.25 s	Us	1.0s	0.18s	ug/L s			02/06/12 15:19 s	1s
1,1,2-Trichloroethanes	0.50s	Us	1.0s	0.27s	ug/L s			02/06/12 15:19 s	1s
1,1-Dichloroethanes	0.25 s	Us	1.0s	0.15 s	ug/L s			02/06/12 15:19 s	1s
1,1-Dichloroethenes	0.25 s	Us	1.0s	0.19 s	ug/L s			02/06/12 15:19 s	1s
1,2-Dichloroethanes	0.25 s	Us	1.0s	0.22s	ug/L s			02/06/12 15:19 s	1s
1,2-Dichloroethene, Totals	0.50s	Us	2.0s	0.34s	ug/L s			02/06/12 15:19 s	1s
1,2-Dichloropropanes	0.25 s	Us	1.0s	0.18s	ug/L s			02/06/12 15:19 s	1s
2-Hexanones	0.50s	Us	10s	0.41s	ug/L s			02/06/12 15:19 s	1s
Bromochloromethanes	0.50s	Us	1.0s	0.29 s	ug/L s			02/06/12 15:19 s	1s
Acetones	1.1s	Us	10s	1.1s	ug/L s			02/06/12 15:19 s	1s
Benzenes	0.25 s	Us	1.0s	0.13 s	ug/L s			02/06/12 15:19 s	1s
Bromoforms	0.64s	Us	1.0s	0.64s	ug/L s			02/06/12 15:19 s	1s
Bromomethanes	0.50s	Us	1.0s	0.41s	ug/L s			02/06/12 15:19 s	1s
Carbon disulfides	0.25 s	Us	1.0s	0.13 s	ug/L s			02/06/12 15:19 s	1s
Carbon tetrachlorides	0.25 s	Us	1.0s	0.13 s	ug/L s			02/06/12 15:19 s	1s
Chlorobenzenes	0.25 s	Us	1.0s	0.15 s	ug/L s			02/06/12 15:19 s	1s
Chloroethanes	0.50s	Us	1.0s	0.29 s	ug/L s			02/06/12 15:19 s	1s
Chloroforms	0.25 s	Us	1.0s	0.16s	ug/L s			02/06/12 15:19 s	1s
Chloromethanes	0.50s	Us	1.0s	0.30s	ug/L s			02/06/12 15:19 s	1s
cis-1,2-Dichloroethenes	0.25 s	Us	1.0s	0.17s	ug/L s			02/06/12 15:19 s	1s
cis-1,3-Dichloropropenes	0.25 s	Us	1.0s	0.14s	ug/L s			02/06/12 15:19 s	1s
Bromodichloromethanes	0.25 s	Us	1.0s	0.15 s	ug/L s			02/06/12 15:19 s	1s
Ethylbenzenes	0.25 s	Us	1.0s	0.17s	ug/L s			02/06/12 15:19 s	1s
1,2-Dibromoethanes	0.25 s	Us	1.0s	0.24s	ug/L s			02/06/12 15:19 s	1s
m-Xylene & p-Xylenes	0.50s	Us	2.0s	0.24s	ug/L s			02/06/12 15:19 s	1s
2-Butanone (MEK)s	0.57s	Us	10s	0.57s	ug/L s			02/06/12 15:19 s	1s
4-Methyl-2-pentanone (MIBK)s	0.50s	Us	10s	0.32s	ug/L s			02/06/12 15:19 s	1s
Methylene Chlorides	0.50s	Us	1.0s	0.33 s	ug/L s			02/06/12 15:19 s	1s
o-Xylenes	0.25 s	Us	1.0s	0.14s	ug/L s			02/06/12 15:19 s	1s
Styrenes	0.25 s	Us	1.0s	0.11s	ug/L s			02/06/12 15:19 s	1s
Tetrachloroethenes	0.50s	Us	1.0s	0.29 s	ug/L s			02/06/12 15:19 s	1s
Toluenes	0.25 s	Us	1.0s	0.13 s	ug/L s			02/06/12 15:19 s	1s
trans-1,2-Dichloroethenes	0.25 s	Us	1.0s	0.19 s	ug/L s			02/06/12 15:19 s	1s
trans-1,3-Dichloropropenes	0.25 s	Us	1.0s	0.19 s	ug/L s			02/06/12 15:19 s	1s
Trichloroethenes	0.25 s	Us	1.0s	0.17s	ug/L s			02/06/12 15:19 s	1s
Vinyl chlorides	0.25 s	Us	1.0s	0.22s	ug/L s			02/06/12 15:19 s	1s
Xylenes, Totals	0.75 s	Us	2.0s	0.28s	ug/L s			02/06/12 15:19 s	1s
Dibromochloromethanes	0.25 s	Us	1.0s	0.18s	ug/L s			02/06/12 15:19 s	1s

Sur ogater	*%Recoveryr*	*Qualifier*	*Limitsr*	*Preparedr*	*Analyzedr*	*Dil Facr*
1,2-Dichloroethane-d4 (Surr)2	*1002*		*702ą202*		*02/06/12 15:192*	*12*
4-Bromofluorobenzene (Surr)2	*82*		*752ą202*		*02/06/12 15:192*	*12*
Toluene-d8 (Surr)2	*942*		*852ą202*		*02/06/12 15:192*	*12*
Dibromofluoromethane (Surr)2	*102*		*852ą152*		*02/06/12 15:192*	*12*

Method: 8270C/DoD - Semivolatile Organic Compounds (GC/MS) i

Analytei	Resulti	Qualif er i	LOQi	DLi	Uniti	Di	Preparedi	Analyzedi	Dil Faci
Butyl benzyl phthalates	0.76s	Us	0.95 s	0.76s	ug/L s		02/02/12 07:18s	02/15/12 14:49 s	1s
Dimethyl phthalates	0.76s	Us	0.95 s	0.28s	ug/L s		02/02/12 07:18s	02/15/12 14:49 s	1s
2,4-Dinitrotoluenes	0.76s	Us	4.8s	0.26s	ug/L s		02/02/12 07:18s	02/15/12 14:49 s	1s

Client Sample ID: FWGBKGMW-005C-1855-GWi
Date Collected: 02/01/12 09:22 i
Date Received: 02/01/12 16:05 i

Lab Sample ID: 240-8176-10 i
Matr x: Water i

Method: 8270C/DoD - Semivolatile Organic Compounds (GC/MS) (Continued) i

Analytei	Resulti	Qualif er i	LOQi	DLi	Uniti	Di	Preparedi	Analyzedi	Dil Faci
2,6-Dinitrotoluenes	0.76s	Us	4.8s	0.76s	ug/L s		02/02/12 07:18s	02/15/12 14:49 s	1s
Di-n-butyl phthalates	0.76s	Us	0.95 s	0.64s	ug/L s		02/02/12 07:18s	02/15/12 14:49 s	1s
Diethyl phthalates	0.76s	Us	0.95 s	0.57s	ug/L s		02/02/12 07:18s	02/15/12 14:49 s	1s
Nitrobenzenes	0.095 s	Us	0.95 s	0.038s	ug/L s		02/02/12 07:18s	02/15/12 14:49 s	1s
Bis(2-ethylhexyl) phthalates	0.76s	Us	1.9 s	0.76s	ug/L s		02/02/12 07:18s	02/15/12 14:49 s	1s
Di-n-octyl phthalates	0.76s	Us	0.95 s	0.76s	ug/L s		02/02/12 07:18s	02/15/12 14:49 s	1s

Sur ogater	*%Recoveryr*	*Qualifier*	*Limitsr*	*Preparedr*	*Analyzedr*	*Dil Facr*
-Fluorobiphenyl (Surr)2	*662*		*502 1102*	*02/02/12 07:182*	*02/15/12 14:492*	*12*
-Fluorophenol (Surr)2	*712*		*022 1102*	*02/02/12 07:182*	*02/15/12 14:492*	*12*
Nitrobenzene-d5 (Surr)2	*712*		*402 1102*	*02/02/12 07:182*	*02/15/12 14:492*	*12*
Terphenyl-d14 (Surr)2	*72*		*502 1352*	*02/02/12 07:182*	*02/15/12 14:492*	*12*
,4,6-Tribromophenol (Surr)2	*732*		*402 1252*	*02/02/12 07:182*	*02/15/12 14:492*	*12*
Phenol-d5 (Surr)2	*752*		*102 1152*	*02/02/12 07:182*	*02/15/12 14:492*	*12*

Method: 8081/DOD - Organochlor ne Pestic des (GC) i

Analytei	Resulti	Qualif er i	LOQi	DLi	Uniti	Di	Preparedi	Analyzedi	Dil Faci
4,4'-DDD	0.0095 s	Us	0.048s	0.0091s	ug/L s		02/03/12 08:05 s	02/05/12 10:09 s	1s
4,4'-DDEs	0.0095 s	Us	0.048s	0.0092s	ug/L s		02/03/12 08:05 s	02/05/12 10:09 s	1s
4,4'-DDTs	0.029 s	Us	0.048s	0.015 s	ug/L s		02/03/12 08:05 s	02/05/12 10:09 s	1s
Aldrins	0.0095 s	Us	0.029 s	0.0078s	ug/L s		02/03/12 08:05 s	02/05/12 10:09 s	1s
alpha-BHCs	0.0095 s	Us	0.029 s	0.0067s	ug/L s		02/03/12 08:05 s	02/05/12 10:09 s	1s
alpha-Chlordanes	0.013 s	Us	0.048s	0.013 s	ug/L s		02/03/12 08:05 s	02/05/12 10:09 s	1s
beta-BHCs	0.0095 s	Us	0.048s	0.0080s	ug/L s		02/03/12 08:05 s	02/05/12 10:09 s	1s
delta-BHCs	0.0095 s	Us	0.048s	0.0083 s	ug/L s		02/03/12 08:05 s	02/05/12 10:09 s	1s
Dieldrins	0.0095 s	Us	0.029 s	0.0071s	ug/L s		02/03/12 08:05 s	02/05/12 10:09 s	1s
Endosulfan Is	0.012s	Us	0.048s	0.012s	ug/L s		02/03/12 08:05 s	02/05/12 10:09 s	1s
Endosulfan IIs	0.011s	Us	0.048s	0.011s	ug/L s		02/03/12 08:05 s	02/05/12 10:09 s	1s
Endosulfan sulfates	0.010s	Us	0.048s	0.010s	ug/L s		02/03/12 08:05 s	02/05/12 10:09 s	1s
Endrins	0.010s	Us	0.048s	0.010s	ug/L s		02/03/12 08:05 s	02/05/12 10:09 s	1s
Endrin aldehydes	0.010s	Us	0.048s	0.010s	ug/L s		02/03/12 08:05 s	02/05/12 10:09 s	1s
Endrin ketones	0.0095 s	Us	0.048s	0.0074s	ug/L s		02/03/12 08:05 s	02/05/12 10:09 s	1s
gamma-BHC (Lindane)s	0.0095 s	Us	0.048s	0.0061s	ug/L s		02/03/12 08:05 s	02/05/12 10:09 s	1s
gamma-Chlordanes	0.011s	Us	0.048s	0.011s	ug/L s		02/03/12 08:05 s	02/05/12 10:09 s	1s
Heptachlors	0.0095 s	Us	0.029 s	0.0076s	ug/L s		02/03/12 08:05 s	02/05/12 10:09 s	1s
Heptachlor epoxides	0.0095 s	Us	0.029 s	0.0068s	ug/L s		02/03/12 08:05 s	02/05/12 10:09 s	1s
Methoxychlors	0.030s	Us	0.095 s	0.030s	ug/L s		02/03/12 08:05 s	02/05/12 10:09 s	1s
Toxaphenes	0.48s	Us	1.9 s	0.30s	ug/L s		02/03/12 08:05 s	02/05/12 10:09 s	1s

Sur ogater	*%Recoveryr*	*Qualifier*	*Limitsr*	*Preparedr*	*Analyzedr*	*Dil Facr*
DCB Decachlorobiphenyl2	*502*		*302 1352*	*02/03/12 08:052*	*02/05/12 10:092*	*12*
DCB Decachlorobiphenyl2	*452*		*302 1352*	*02/03/12 08:052*	*02/05/12 10:092*	*12*
Tetrachloro-m-xylene2	*1352*		*52 1402*	*02/03/12 08:052*	*02/05/12 10:092*	*12*
Tetrachloro-m-xylene2	*792*		*52 1402*	*02/03/12 08:052*	*02/05/12 10:092*	*12*

Method: 8082/DOD - Polychlor nated Biphenyls (PCBs) by Gas Chromatography i

Analytei	Resulti	Qualif er i	LOQi	DLi	Uniti	Di	Preparedi	Analyzedi	Dil Faci
Aroclor-1016s	0.19 s	Us	0.48s	0.16s	ug/L s		02/03/12 08:09 s	02/04/12 19:42s	1s
Aroclor-1221s	0.19 s	Us	0.48s	0.12s	ug/L s		02/03/12 08:09 s	02/04/12 19:42s	1s
Aroclor-1232s	0.19 s	Us	0.48s	0.15 s	ug/L s		02/03/12 08:09 s	02/04/12 19:42s	1s
Aroclor-1242s	0.38s	Us	0.48s	0.21s	ug/L s		02/03/12 08:09 s	02/04/12 19:42s	1s
Aroclor-1248s	0.19 s	Us	0.48s	0.095 s	ug/L s		02/03/12 08:09 s	02/04/12 19:42s	1s

Client Sample ID: FWGBKGMW-005C-1855-GWi
Date Collected: 02/01/12 09:22 i
Date Received: 02/01/12 16:05 i

Lab Sample ID: 240-8176-10 i
Matr x: Water i

Method: 8082/DOD - Polychlor nated Biphenyls (PCBs) by Gas Chromatography (Continued) i

Analytei	Resulti	Qualif er i	LOQi	DLi	Uniti	Di	Preparedi	Analyzedi	Dil Faci
Aroclor-1254s	0.19 s	Us	0.48s	0.15 s	ug/L s		02/03/12 08:09 s	02/04/12 19:42s	1s
Aroclor-1260s	0.19 s	Us	0.48s	0.16s	ug/L s		02/03/12 08:09 s	02/04/12 19:42s	1s

Sur ogater	*%Recoveryr*	*Qualifier*	*Limitsr*	*Preparedr*	*Analyzedr*	*Dil Facr*
Tetrachloro-m-xylene2	*702*		*402 1402*	*02/03/12 08:092*	*02/04/12 19:42*	*12*
Tetrachloro-m-xylene2	*72*		*402 1402*	*02/03/12 08:092*	*02/04/12 19:42*	*12*
DCB Decachlorobiphenyl2	*482*		*402 1352*	*02/03/12 08:092*	*02/04/12 19:42*	*12*
DCB Decachlorobiphenyl2	*482*		*402 1352*	*02/03/12 08:092*	*02/04/12 19:42*	*12*

Method: 8330 (Mod f ed) - Organic Compounds by UV/HPLC - Dissolved i

Analytei	Resulti	Qualif er i	LOQi	DLi	Uniti	Di	Preparedi	Analyzedi	Dil Faci
Nitroguanidines	6.0 Us		20s	2.4s	ug/L s		02/11/12 08:20s	02/14/12 19:48s	1s

Method: 8330/8330A - Nitroaromatics & Nitramines: Explosives (8330/A) i

Analytei	Resulti	Qualif er i	LOQi	DLi	Uniti	Di	Preparedi	Analyzedi	Dil Faci
Nitroglycerins	0.52 Us		0.68s	0.35 s	ug/L s		02/07/12 13:10s	02/17/12 18:04s	1.05 s
PETNs	0.52 Us		0.68s	0.32s	ug/L s		02/07/12 13:10s	02/17/12 18:04s	1.05 s
2-Amino-4,6-dinitrotoluenes	0.10 Us		0.21s	0.10s	ug/L s		02/07/12 13:10s	02/17/12 18:04s	1.05 s
4-Amino-2,6-dinitrotoluenes	0.052 Us		0.10s	0.052s	ug/L s		02/07/12 13:10s	02/17/12 18:04s	1.05 s
1,3-Dinitrobenzenes	0.052 Us		0.10s	0.052s	ug/L s		02/07/12 13:10s	02/17/12 18:04s	1.05 s
2,4-Dinitrotoluenes	0.052 Us		0.10s	0.052s	ug/L s		02/07/12 13:10s	02/17/12 18:04s	1.05 s
2,6-Dinitrotoluenes	0.052 Us		0.10s	0.052s	ug/L s		02/07/12 13:10s	02/17/12 18:04s	1.05 s
HMXs	0.052 Us		0.10s	0.038s	ug/L s		02/07/12 13:10s	02/17/12 18:04s	1.05 s
Nitrobenzenes	0.052 Us		0.10s	0.052s	ug/L s		02/07/12 13:10s	02/17/12 18:04s	1.05 s
2-Nitrotoluenes	0.10 Us		0.52s	0.092s	ug/L s		02/07/12 13:10s	02/17/12 18:04s	1.05 s
3-Nitrotoluenes	0.10 Us		0.52s	0.060s	ug/L s		02/07/12 13:10s	02/17/12 18:04s	1.05 s
4-Nitrotoluenes	0.10 Us		0.68s	0.092s	ug/L s		02/07/12 13:10s	02/17/12 18:04s	1.05 s
RDXs	0.052 Us		0.10s	0.038s	ug/L s		02/07/12 13:10s	02/17/12 18:04s	1.05 s
Tetryls	0.052 Us		0.10s	0.052s	ug/L s		02/07/12 13:10s	02/17/12 18:04s	1.05 s
1,3,5-Trinitrobenzenes	0.052 Us		0.10s	0.032s	ug/L s		02/07/12 13:10s	02/17/12 18:04s	1.05 s
2,4,6-Trinitrotoluenes	0.052 Us		0.10s	0.052s	ug/L s		02/07/12 13:10s	02/17/12 18:04s	1.05 s

Sur ogater	*%Recoveryr*	*Qualifier*	*Limitsr*	*Preparedr*	*Analyzedr*	*Dil Facr*
3,4-Dinitrotoluene2	*962*		*792 1112*	*02/07/12 13:102*	*02/17/12 18:042*	*1.052*

General Chemistry i

Analytei	Resulti	Qualif er i	LOQi	DLi	Uniti	Di	Preparedi	Analyzedi	Dil Faci
Nitrocelluloses	1.0 Us		2.0s	0.48s	mg/L s		02/14/12 08:15 s	02/15/12 15:28s	1s

Client Sample ID: FWGBKGMW-005C-1855-GF i
Date Collected: 02/01/12 09:22 i
Date Received: 02/01/12 16:05 i

Lab Sample ID: 240-8176-11 i
Matr x: Water i

Method: 6010B/DOD - Metals (ICP) - Total Recoverablei

Analytei	Resulti	Qualif er i	LOQi	DLi	Uniti	Di	Preparedi	Analyzedi	Dil Faci
Arsenics	10s	Us	10s	3.3s	ug/L s		02/08/12 11:36s	02/09/12 12:24s	1s
Chromiums	4.0s	Us	7.0s	1.4s	ug/L s		02/08/12 11:36s	02/09/12 12:24s	1s
Cobalts	4.0s	Us	7.0s	1.5s	ug/L s		02/08/12 11:36s	02/09/12 12:24s	1s
Lead s	5.0s	Us	10s	1.7s	ug/L s		02/08/12 11:36s	02/09/12 12:24s	1s
Seleniums	10s	Us	15 s	4.0s	ug/L s		02/08/12 11:36s	02/09/12 12:24s	1s
Silvers	5.0s	Us	7.0s	1.7s	ug/L s		02/08/12 11:36s	02/09/12 12:24s	1s
Vanadiums	4.0s	Us	7.0s	1.3s	ug/L s		02/08/12 11:36s	02/09/12 12:24s	1s
Bar umi	14 i	Ji	200s	2.8s	ug/L s		02/08/12 11:36s	02/09/12 12:24s	1s
Calc umi	78000 i		5000s	630s	ug/L s		02/08/12 11:36s	02/09/12 12:24s	1s
Coppers	10s	Us	25 s	4.4s	ug/L s		02/08/12 11:36s	02/09/12 12:24s	1s
Magnesiumi	19000 i		5000s	120s	ug/L s		02/08/12 11:36s	02/09/12 12:24s	1s
Manganeses	5.0s	Us	15 s	1.8s	ug/L s		02/08/12 11:36s	02/09/12 12:24s	1s
Nickels	5.0s	Us	40s	2.2s	ug/L s		02/08/12 11:36s	02/09/12 12:24s	1s
Potassiumi	420 i	Ji	5000s	300s	ug/L s		02/08/12 11:36s	02/09/12 12:24s	1s

Method: 6020/DOD - Metals (ICP/MS) - Total Recoverablei

Analytei	Resulti	Qualif er i	LOQi	DLi	Uniti	Di	Preparedi	Analyzedi	Dil Faci
Aluminums	60s	Us	60s	20s	ug/L s		02/08/12 11:36s	02/10/12 13:18s	1s
Antimonys	0.50s	Us	2.0s	0.21s	ug/L s		02/08/12 11:36s	02/10/12 13:18s	1s
Berylliums	0.10s	Us	1.0s	0.033s	ug/L s		02/08/12 11:36s	02/10/12 13:18s	1s
Cadmiums	0.070s	Us	2.0s	0.023s	ug/L s		02/08/12 11:36s	02/10/12 13:18s	1s
Irons	100s	Us	150s	44s	ug/L s		02/08/12 11:36s	02/10/12 13:18s	1s
Sodiumi	2500 i		1000s	160s	ug/L s		02/08/12 11:36s	02/10/12 13:18s	1s
Thalliums	1.0s	Us	2.0s	0.32s	ug/L s		02/08/12 11:36s	02/10/12 13:18s	1s
Zincs	20s	Us	40s	8.8s	ug/L s		02/08/12 11:36s	02/10/12 13:18s	1s

Method: 7470A/DOD - Mercury (CVAA) i

Analytei	Resulti	Qualif er i	LOQi	DLi	Uniti	Di	Preparedi	Analyzedi	Dil Faci
Hgs	0.20s	Us	0.20s	0.12s	ug/L s		02/15/12 14:05 s	02/16/12 11:30s	1s

Client Sample ID: FWGCBLMW-002C-1875-GWi
Date Collected: 02/01/12 10:32 i
Date Received: 02/01/12 16:05 i

Lab Sample ID: 240-8176-12 i
Matr x: Water i

Method: 8270C/DoD - Semivolatile Organic Compounds (GC/MS) i

Analytei	Resulti	Qualif er i	LOQi	DLi	Uniti	Di	Preparedi	Analyzedi	Dil Faci
Acenaphthenes	0.11s	Us	0.21s	0.11s	ug/L s		02/02/12 07:18s	02/15/12 15:08s	1s
Acenaphthylenes	0.11s	Us	0.21s	0.11s	ug/L s		02/02/12 07:18s	02/15/12 15:08s	1s
Anthracenes	0.11s	Us	0.21s	0.11s	ug/L s		02/02/12 07:18s	02/15/12 15:08s	1s
Benzo[a]anthracenes	0.11s	Us	0.21s	0.11s	ug/L s		02/02/12 07:18s	02/15/12 15:08s	1s
Benzo[b]fluoranthenes	0.11s	Us	0.21s	0.11s	ug/L s		02/02/12 07:18s	02/15/12 15:08s	1s
Benzo[k]fluoranthenes	0.11s	Us	0.21s	0.11s	ug/L s		02/02/12 07:18s	02/15/12 15:08s	1s
Benzo[g,h,i]perylenes	0.11s	Us	0.21s	0.11s	ug/L s		02/02/12 07:18s	02/15/12 15:08s	1s
Benzo[a]pyrenes	0.11s	U Qs	0.21s	0.11s	ug/L s		02/02/12 07:18s	02/15/12 15:08s	1s
Butyl benzyl phthalates	0.84s	Us	1.1s	0.84s	ug/L s		02/02/12 07:18s	02/15/12 15:08s	1s
Bis(2-ethylhexyl) phthalatei	0.92 i	Ji	2.1s	0.84s	ug/L s		02/02/12 07:18s	02/15/12 15:08s	1s
Chrysenes	0.11s	Us	0.21s	0.11s	ug/L s		02/02/12 07:18s	02/15/12 15:08s	1s
Dibenz(a,h)anthracenes	0.11s	Us	0.21s	0.11s	ug/L s		02/02/12 07:18s	02/15/12 15:08s	1s
Diethyl phthalates	0.84s	Us	1.1s	0.63 s	ug/L s		02/02/12 07:18s	02/15/12 15:08s	1s
Dimethyl phthalates	0.84s	Us	1.1s	0.31s	ug/L s		02/02/12 07:18s	02/15/12 15:08s	1s
2,4-Dinitrotoluenes	0.84s	Us	5.3 s	0.28s	ug/L s		02/02/12 07:18s	02/15/12 15:08s	1s
Di-n-butyl phthalates	0.84s	Us	1.1s	0.71s	ug/L s		02/02/12 07:18s	02/15/12 15:08s	1s
Di-n-octyl phthalates	0.84s	Us	1.1s	0.84s	ug/L s		02/02/12 07:18s	02/15/12 15:08s	1s
Fluoranthenes	0.11s	Us	0.21s	0.11s	ug/L s		02/02/12 07:18s	02/15/12 15:08s	1s
Fluorenes	0.11s	Us	0.21s	0.11s	ug/L s		02/02/12 07:18s	02/15/12 15:08s	1s
Indeno[1,2,3-cd]pyrenes	0.11s	Us	0.21s	0.11s	ug/L s		02/02/12 07:18s	02/15/12 15:08s	1s
Naphthalenes	0.11s	Us	0.21s	0.11s	ug/L s		02/02/12 07:18s	02/15/12 15:08s	1s
Nitrobenzenes	0.11s	Us	1.1s	0.042s	ug/L s		02/02/12 07:18s	02/15/12 15:08s	1s
Phenanthrenes	0.11s	Us	0.21s	0.11s	ug/L s		02/02/12 07:18s	02/15/12 15:08s	1s
Pyrenes	0.11s	Us	0.21s	0.11s	ug/L s		02/02/12 07:18s	02/15/12 15:08s	1s
2,6-Dinitrotoluenes	0.84s	Us	5.3 s	0.84s	ug/L s		02/02/12 07:18s	02/15/12 15:08s	1s

Sur ogater	*%Recoveryr*	*Qualifier*	*Limitsr*	*Preparedr*	*Analyzedr*	*Dil Facr*
-Fluorobiphenyl (Surr)2	*672*		*502ł102*	*02/02/12 07:182*	*02/15/12 15:082*	*12*
-Fluorophenol (Surr)2	*762*		*02ł102*	*02/02/12 07:182*	*02/15/12 15:082*	*12*
,4,6-Tribromophenol (Surr)2	*732*		*402ł252*	*02/02/12 07:182*	*02/15/12 15:082*	*12*
Nitrobenzene-d5 (Surr)2	*752*		*402ł102*	*02/02/12 07:182*	*02/15/12 15:082*	*12*
Phenol-d5 (Surr)2	*792*		*102ł152*	*02/02/12 07:182*	*02/15/12 15:082*	*12*
Terphenyl-d14 (Surr)2	*752*		*502ł352*	*02/02/12 07:182*	*02/15/12 15:082*	*12*

Method: 8082/DOD - Polychlor nated Biphenyls (PCBs) by Gas Chromatography i

Analytei	Resulti	Qualif er i	LOQi	DLi	Uniti	Di	Preparedi	Analyzedi	Dil Faci
Aroclor-1016s	0.20s	Us	0.51s	0.17s	ug/L s		02/06/12 08:53 s	02/10/12 01:08s	1s
Aroclor-1221s	0.20s	Us	0.51s	0.13 s	ug/L s		02/06/12 08:53 s	02/10/12 01:08s	1s
Aroclor-1232s	0.20s	Us	0.51s	0.16s	ug/L s		02/06/12 08:53 s	02/10/12 01:08s	1s
Aroclor-1242s	0.40s	Us	0.51s	0.22s	ug/L s		02/06/12 08:53 s	02/10/12 01:08s	1s
Aroclor-1248s	0.20s	Us	0.51s	0.10s	ug/L s		02/06/12 08:53 s	02/10/12 01:08s	1s
Aroclor-1254s	0.20s	Us	0.51s	0.16s	ug/L s		02/06/12 08:53 s	02/10/12 01:08s	1s
Aroclor-1260s	0.20s	Us	0.51s	0.17s	ug/L s		02/06/12 08:53 s	02/10/12 01:08s	1s

Sur ogater	*%Recoveryr*	*Qualifier*	*Limitsr*	*Preparedr*	*Analyzedr*	*Dil Facr*
Tetrachloro-m-xylene2	*62*		*402ł402*	*02/06/12 08:532*	*02/10/12 01:082*	*12*
Tetrachloro-m-xylene2	*662*		*402ł402*	*02/06/12 08:532*	*02/10/12 01:082*	*12*
DCB Decachlorobiphenyl2	*642*		*402ł352*	*02/06/12 08:532*	*02/10/12 01:082*	*12*
DCB Decachlorobiphenyl2	*672*		*402ł352*	*02/06/12 08:532*	*02/10/12 01:082*	*12*

Client Sample ID: FWGLL11MW-007C-1867-GWi
Date Collected: 02/01/12 11:22 i
Date Received: 02/01/12 16:05 i

Lab Sample ID: 240-8176-13 i
Matr x: Water i

Method: 8260B/DoD - Volatile Organic Compounds (GC/MS) i

Analytei	Resulti	Qualif er i	LOQi	DLi	Uniti	Di	Preparedi	Analyzedi	Dil Faci
1,1,1-Trichloroethanes	0.25 s	Us	1.0s	0.22s	ug/L s			02/06/12 15:47s	1s
1,1,2,2-Tetrachloroethanes	0.25 s	Us	1.0s	0.18s	ug/L s			02/06/12 15:47s	1s
1,1,2-Trichloroethanes	0.50s	Us	1.0s	0.27s	ug/L s			02/06/12 15:47s	1s
1,1-Dichloroethanes	0.25 s	Us	1.0s	0.15 s	ug/L s			02/06/12 15:47s	1s
1,1-Dichloroethenes	0.25 s	Us	1.0s	0.19 s	ug/L s			02/06/12 15:47s	1s
1,2-Dichloroethanes	0.25 s	Us	1.0s	0.22s	ug/L s			02/06/12 15:47s	1s
1,2-Dichloroethene, Totals	0.50s	Us	2.0s	0.34s	ug/L s			02/06/12 15:47s	1s
1,2-Dichloropropanes	0.25 s	Us	1.0s	0.18s	ug/L s			02/06/12 15:47s	1s
2-Hexanones	0.50s	Us	10s	0.41s	ug/L s			02/06/12 15:47s	1s
Bromochloromethanes	0.50s	Us	1.0s	0.29 s	ug/L s			02/06/12 15:47s	1s
Acetones	1.1s	Us	10s	1.1s	ug/L s			02/06/12 15:47s	1s
Benzenes	0.25 s	Us	1.0s	0.13 s	ug/L s			02/06/12 15:47s	1s
Bromoforms	0.64s	Us	1.0s	0.64s	ug/L s			02/06/12 15:47s	1s
Bromomethanes	0.50s	Us	1.0s	0.41s	ug/L s			02/06/12 15:47s	1s
Carbon disulfides	0.25 s	Us	1.0s	0.13 s	ug/L s			02/06/12 15:47s	1s
Carbon tetrachlorides	0.25 s	Us	1.0s	0.13 s	ug/L s			02/06/12 15:47s	1s
Chlorobenzenes	0.25 s	Us	1.0s	0.15 s	ug/L s			02/06/12 15:47s	1s
Chloroethanes	0.50s	Us	1.0s	0.29 s	ug/L s			02/06/12 15:47s	1s
Chloroforms	0.25 s	Us	1.0s	0.16s	ug/L s			02/06/12 15:47s	1s
Chloromethanes	0.50s	Us	1.0s	0.30s	ug/L s			02/06/12 15:47s	1s
cis-1,2-Dichloroethenes	0.25 s	Us	1.0s	0.17s	ug/L s			02/06/12 15:47s	1s
cis-1,3-Dichloropropenes	0.25 s	Us	1.0s	0.14s	ug/L s			02/06/12 15:47s	1s
Bromodichloromethanes	0.25 s	Us	1.0s	0.15 s	ug/L s			02/06/12 15:47s	1s
Ethylbenzenes	0.25 s	Us	1.0s	0.17s	ug/L s			02/06/12 15:47s	1s
1,2-Dibromoethanes	0.25 s	Us	1.0s	0.24s	ug/L s			02/06/12 15:47s	1s
m-Xylene & p-Xylenes	0.50s	Us	2.0s	0.24s	ug/L s			02/06/12 15:47s	1s
2-Butanone (MEK)s	0.57s	Us	10s	0.57s	ug/L s			02/06/12 15:47s	1s
4-Methyl-2-pentanone (MIBK)s	0.50s	Us	10s	0.32s	ug/L s			02/06/12 15:47s	1s
Methylene Chlorides	0.50s	Us	1.0s	0.33 s	ug/L s			02/06/12 15:47s	1s
o-Xylenes	0.25 s	Us	1.0s	0.14s	ug/L s			02/06/12 15:47s	1s
Styrenes	0.25 s	Us	1.0s	0.11s	ug/L s			02/06/12 15:47s	1s
Tetrachloroethenes	0.50s	Us	1.0s	0.29 s	ug/L s			02/06/12 15:47s	1s
Toluenes	0.25 s	Us	1.0s	0.13 s	ug/L s			02/06/12 15:47s	1s
trans-1,2-Dichloroethenes	0.25 s	Us	1.0s	0.19 s	ug/L s			02/06/12 15:47s	1s
trans-1,3-Dichloropropenes	0.25 s	Us	1.0s	0.19 s	ug/L s			02/06/12 15:47s	1s
Trichloroethenes	0.25 s	Us	1.0s	0.17s	ug/L s			02/06/12 15:47s	1s
Vinyl chlorides	0.25 s	Us	1.0s	0.22s	ug/L s			02/06/12 15:47s	1s
Xylenes, Totals	0.75 s	Us	2.0s	0.28s	ug/L s			02/06/12 15:47s	1s
Dibromochloromethanes	0.25 s	Us	1.0s	0.18s	ug/L s			02/06/12 15:47s	1s

Sur ogater	*%Recoveryr*	*Qualifier*	*Limitsr*	*Preparedr*	*Analyzedr*	*Dil Facr*
1,2-Dichloroethane-d4 (Surr)2	*942*		*702ą202*		*02/06/12 15:472*	*12*
4-Bromofluorobenzene (Surr)2	*782*		*752ą202*		*02/06/12 15:472*	*12*
Toluene-d8 (Surr)2	*912*		*852ą202*		*02/06/12 15:472*	*12*
Dibromofluoromethane (Surr)2	*1052*		*852ą152*		*02/06/12 15:472*	*12*

Method: 8270C/DoD - Semivolatile Organic Compounds (GC/MS) i

Analytei	Resulti	Qualif er i	LOQi	DLi	Uniti	Di	Preparedi	Analyzedi	Dil Faci
Butyl benzyl phthalates	0.81s	Us	1.0s	0.81s	ug/L s		02/02/12 07:18s	02/15/12 15:27s	1s
Dimethyl phthalates	0.81s	Us	1.0s	0.29 s	ug/L s		02/02/12 07:18s	02/15/12 15:27s	1s
2,4-Dinitrotoluenes	0.81s	Us	5.1s	0.27s	ug/L s		02/02/12 07:18s	02/15/12 15:27s	1s

Client Sample ID: FWGLL11MW-007C-1867-GWi
Date Collected: 02/01/12 11:22 i
Date Received: 02/01/12 16:05 i

Lab Sample ID: 240-8176-13 i
Matr x: Water i

Method: 8270C/DoD - Semivolatile Organic Compounds (GC/MS) (Continued) i

Analytei	Resulti	Qualif er i	LOQi	DLi	Uniti	Di	Preparedi	Analyzedi	Dil Faci
2,6-Dinitrotoluenes	0.81s	Us	5.1s	0.81s	ug/L s		02/02/12 07:18s	02/15/12 15:27s	1s
Di-n-butyl phthalates	0.81s	Us	1.0s	0.68s	ug/L s		02/02/12 07:18s	02/15/12 15:27s	1s
Diethyl phthalates	0.81s	Us	1.0s	0.61s	ug/L s		02/02/12 07:18s	02/15/12 15:27s	1s
Nitrobenzenes	0.10s	Us	1.0s	0.040s	ug/L s		02/02/12 07:18s	02/15/12 15:27s	1s
Bis(2-ethylhexyl) phthalates	0.81s	Us	2.0s	0.81s	ug/L s		02/02/12 07:18s	02/15/12 15:27s	1s
Di-n-octyl phthalates	0.81s	Us	1.0s	0.81s	ug/L s		02/02/12 07:18s	02/15/12 15:27s	1s

Sur ogater	*%Recoveryr*	*Qualifier*	*Limitsr*	*Preparedr*	*Analyzedr*	*Dil Facr*
-Fluorobiphenyl (Surr)2	*542*		*502 1102*	*02/02/12 07:182*	*02/15/12 15:272*	*12*
-Fluorophenol (Surr)2	*562*		*022 1102*	*02/02/12 07:182*	*02/15/12 15:272*	*12*
Nitrobenzene-d5 (Surr)2	*632*		*402 1102*	*02/02/12 07:182*	*02/15/12 15:272*	*12*
Terphenyl-d14 (Surr)2	*752*		*502 1352*	*02/02/12 07:182*	*02/15/12 15:272*	*12*
,4,6-Tribromophenol (Surr)2	*612*		*402 1252*	*02/02/12 07:182*	*02/15/12 15:272*	*12*
Phenol-d5 (Surr)2	*602*		*102 1152*	*02/02/12 07:182*	*02/15/12 15:272*	*12*

Method: 8081/DOD - Organochlor ne Pestic des (GC) i

Analytei	Resulti	Qualif er i	LOQi	DLi	Uniti	Di	Preparedi	Analyzedi	Dil Faci
4,4'-DDD	0.011s	Us	0.054s	0.010s	ug/L s		02/03/12 08:05 s	02/05/12 10:33 s	1s
4,4'-DDEs	0.011s	Us	0.054s	0.010s	ug/L s		02/03/12 08:05 s	02/05/12 10:33 s	1s
4,4'-DDTs	0.032s	Us	0.054s	0.017s	ug/L s		02/03/12 08:05 s	02/05/12 10:33 s	1s
Aldrins	0.011s	Us	0.032s	0.0088s	ug/L s		02/03/12 08:05 s	02/05/12 10:33 s	1s
alpha-BHCs	0.011s	Us	0.032s	0.0075 s	ug/L s		02/03/12 08:05 s	02/05/12 10:33 s	1s
alpha-Chlordanes	0.015 s	Us	0.054s	0.015 s	ug/L s		02/03/12 08:05 s	02/05/12 10:33 s	1s
beta-BHCs	0.011s	Us	0.054s	0.0090s	ug/L s		02/03/12 08:05 s	02/05/12 10:33 s	1s
delta-BHCs	0.011s	Us	0.054s	0.0094s	ug/L s		02/03/12 08:05 s	02/05/12 10:33 s	1s
Dieldrins	0.011s	Us	0.032s	0.0081s	ug/L s		02/03/12 08:05 s	02/05/12 10:33 s	1s
Endosulfan Is	0.014s	Us	0.054s	0.014s	ug/L s		02/03/12 08:05 s	02/05/12 10:33 s	1s
Endosulfan IIs	0.013 s	Us	0.054s	0.013 s	ug/L s		02/03/12 08:05 s	02/05/12 10:33 s	1s
Endosulfan sulfates	0.012s	Us	0.054s	0.012s	ug/L s		02/03/12 08:05 s	02/05/12 10:33 s	1s
Endrins	0.012s	Us	0.054s	0.012s	ug/L s		02/03/12 08:05 s	02/05/12 10:33 s	1s
Endrin aldehydes	0.012s	Us	0.054s	0.012s	ug/L s		02/03/12 08:05 s	02/05/12 10:33 s	1s
Endrin ketones	0.011s	Us	0.054s	0.0084s	ug/L s		02/03/12 08:05 s	02/05/12 10:33 s	1s
gamma-BHC (Lindane)s	0.011s	Us	0.054s	0.0069 s	ug/L s		02/03/12 08:05 s	02/05/12 10:33 s	1s
gamma-Chlordanes	0.013 s	Us	0.054s	0.013 s	ug/L s		02/03/12 08:05 s	02/05/12 10:33 s	1s
Heptachlors	0.011s	Us	0.032s	0.0086s	ug/L s		02/03/12 08:05 s	02/05/12 10:33 s	1s
Heptachlor epoxides	0.011s	Us	0.032s	0.0076s	ug/L s		02/03/12 08:05 s	02/05/12 10:33 s	1s
Methoxychlors	0.034s	Us	0.11s	0.034s	ug/L s		02/03/12 08:05 s	02/05/12 10:33 s	1s
Toxaphenes	0.54s	Us	2.2s	0.34s	ug/L s		02/03/12 08:05 s	02/05/12 10:33 s	1s

Sur ogater	*%Recoveryr*	*Qualifier*	*Limitsr*	*Preparedr*	*Analyzedr*	*Dil Facr*
DCB Decachlorobiphenyl2	*582*		*302 1352*	*02/03/12 08:052*	*02/05/12 10:332*	*12*
DCB Decachlorobiphenyl2	*552*		*302 1352*	*02/03/12 08:052*	*02/05/12 10:332*	*12*
Tetrachloro-m-xylene2	*762*		*52 1402*	*02/03/12 08:052*	*02/05/12 10:332*	*12*
Tetrachloro-m-xylene2	*732*		*52 1402*	*02/03/12 08:052*	*02/05/12 10:332*	*12*

Method: 8330 (Modif ed) - Organic Compounds by UV/HPLC - Dissolved i

Analytei	Resulti	Qualif er i	LOQi	DLi	Uniti	Di	Preparedi	Analyzedi	Dil Faci
Nitroguanidines	6.0	Us	20s	2.4s	ug/L s		02/11/12 08:20s	02/14/12 20:03 s	1s

Method: 8330/8330A - Nitroaromatics & Nitramines: Explosives (8330/A) i

Analytei	Resulti	Qualif er i	LOQi	DLi	Uniti	Di	Preparedi	Analyzedi	Dil Faci
Nitroglycerins	0.49	Us	0.64s	0.32s	ug/L s		02/07/12 13:10s	02/17/12 18:44s	0.98s

Client Sample ID: FWGLL11MW-007C-1867-GWi
Lab Sample ID: 240-8176-13 i
Date Collected: 02/01/12 11:22 i
Matr x: Water i
Date Received: 02/01/12 16:05 i

Method: 8330/8330A - Nitroaromatics & Nitramines: Explosives (8330/A) (Continued) i

Analytei	Resulti	Qualif er i	LOQi	DLi	Uniti	Di	Preparedi	Analyzedi	Dil Faci
PETNs	0.49 Us		0.64s	0.29 s	ug/L s		02/07/12 13:10s	02/17/12 18:44s	0.98s
2-Amino-4,6-dinitrotoluenes	0.098 Us		0.20s	0.098s	ug/L s		02/07/12 13:10s	02/17/12 18:44s	0.98s
4-Amino-2,6-dinitrotoluenes	0.049 Us		0.098s	0.049 s	ug/L s		02/07/12 13:10s	02/17/12 18:44s	0.98s
1,3-Dinitrobenzenes	0.049 Us		0.098s	0.049 s	ug/L s		02/07/12 13:10s	02/17/12 18:44s	0.98s
2,4-Dinitrotoluenes	0.049 Us		0.098s	0.049 s	ug/L s		02/07/12 13:10s	02/17/12 18:44s	0.98s
2,6-Dinitrotoluenes	0.049 Us		0.098s	0.049 s	ug/L s		02/07/12 13:10s	02/17/12 18:44s	0.98s
HMXs	0.049 Us		0.098s	0.035 s	ug/L s		02/07/12 13:10s	02/17/12 18:44s	0.98s
Nitrobenzenes	0.049 Us		0.098s	0.049 s	ug/L s		02/07/12 13:10s	02/17/12 18:44s	0.98s
2-Nitrotoluenes	0.098 Us		0.49 s	0.086s	ug/L s		02/07/12 13:10s	02/17/12 18:44s	0.98s
3-Nitrotoluenes	0.098 Us		0.49 s	0.056s	ug/L s		02/07/12 13:10s	02/17/12 18:44s	0.98s
4-Nitrotoluenes	0.098 Us		0.64s	0.086s	ug/L s		02/07/12 13:10s	02/17/12 18:44s	0.98s
RDXs	0.049 Us		0.098s	0.035 s	ug/L s		02/07/12 13:10s	02/17/12 18:44s	0.98s
Tetryls	0.049 Us		0.098s	0.049 s	ug/L s		02/07/12 13:10s	02/17/12 18:44s	0.98s
1,3,5-Trinitrobenzenes	0.049 Us		0.098s	0.029 s	ug/L s		02/07/12 13:10s	02/17/12 18:44s	0.98s
2,4,6-Trinitrotoluenes	0.049 Us		0.098s	0.049 s	ug/L s		02/07/12 13:10s	02/17/12 18:44s	0.98s

Sur ogater	*%Recoveryr*	*Qualifier*	*Limitsr*	*Preparedr*	*Analyzedr*	*Dil Facr*
3,4-Dinitrotoluene2	*972*		*792 1112*	*02/07/12 13:102*	*02/17/12 18:442*	*0.982*

General Chemistry i

Analytei	Resulti	Qualif er i	LOQi	DLi	Uniti	Di	Preparedi	Analyzedi	Dil Faci
Nitrocelluloses	1.0 Us		2.0s	0.48s	mg/L s		02/14/12 08:15 s	02/15/12 15:36s	1s

Client Sample ID: FWGLL11MW-007C-1867-GF i
Date Collected: 02/01/12 11:22 i
Date Received: 02/01/12 16:05 i

Lab Sample ID: 240-8176-14 i
Matr x: Water i

Method: 6010B/DOD - Metals (ICP) - Total Recoverablei

Analytei	Resulti	Qualif er i	LOQi	DLi	Uniti	Di	Preparedi	Analyzedi	Dil Faci
Arsenic i	20 i		10s	3.3 s	ug/L s		02/08/12 11:36s	02/09/12 12:30s	1s
Chromiums	4.0s	Us	7.0s	1.4s	ug/L s		02/08/12 11:36s	02/09/12 12:30s	1s
Cobalts	4.0s	Us	7.0s	1.5 s	ug/L s		02/08/12 11:36s	02/09/12 12:30s	1s
Lead s	5.0s	Us	10s	1.7s	ug/L s		02/08/12 11:36s	02/09/12 12:30s	1s
Seleniums	10s	Us	15 s	4.0s	ug/L s		02/08/12 11:36s	02/09/12 12:30s	1s
Silvers	5.0s	Us	7.0s	1.7s	ug/L s		02/08/12 11:36s	02/09/12 12:30s	1s
Vanadiums	4.0s	Us	7.0s	1.3 s	ug/L s		02/08/12 11:36s	02/09/12 12:30s	1s
Bar umi	83 i	Ji	200s	2.8s	ug/L s		02/08/12 11:36s	02/09/12 12:30s	1s
Calc umi	89000 i		5000s	630s	ug/L s		02/08/12 11:36s	02/09/12 12:30s	1s
Coppers	10s	Us	25 s	4.4s	ug/L s		02/08/12 11:36s	02/09/12 12:30s	1s
Magnesiumi	30000 i		5000s	120s	ug/L s		02/08/12 11:36s	02/09/12 12:30s	1s
Manganesei	210 i		15 s	1.8s	ug/L s		02/08/12 11:36s	02/09/12 12:30s	1s
Nickels	5.0s	Us	40s	2.2s	ug/L s		02/08/12 11:36s	02/09/12 12:30s	1s
Potassiumi	1500 i	Ji	5000s	300s	ug/L s		02/08/12 11:36s	02/09/12 12:30s	1s

Method: 6020/DOD - Metals (ICP/MS) - Total Recoverablei

Analytei	Resulti	Qualif er i	LOQi	DLi	Uniti	Di	Preparedi	Analyzedi	Dil Faci
Aluminums	60s	Us	60s	20s	ug/L s		02/08/12 11:36s	02/10/12 13:22s	1s
Antimonys	0.50s	Us	2.0s	0.21s	ug/L s		02/08/12 11:36s	02/10/12 13:22s	1s
Berylliums	0.10s	Us	1.0s	0.033 s	ug/L s		02/08/12 11:36s	02/10/12 13:22s	1s
Cadmiums	0.070s	Us	2.0s	0.023 s	ug/L s		02/08/12 11:36s	02/10/12 13:22s	1s
Ironi	1100 i		150s	44s	ug/L s		02/08/12 11:36s	02/10/12 13:22s	1s
Sodiumi	12000 i		1000s	160s	ug/L s		02/08/12 11:36s	02/10/12 13:22s	1s
Thalliums	1.0s	Us	2.0s	0.32s	ug/L s		02/08/12 11:36s	02/10/12 13:22s	1s
Zincs	20s	Us	40s	8.8s	ug/L s		02/08/12 11:36s	02/10/12 13:22s	1s

Method: 7470A/DOD - Mercury (CVAA) i

Analytei	Resulti	Qualif er i	LOQi	DLi	Uniti	Di	Preparedi	Analyzedi	Dil Faci
Hgs	0.20s	Us	0.20s	0.12s	ug/L s		02/15/12 14:05 s	02/16/12 11:32s	1s

Client Sample ID: FWGNTAMW-109C-1881-GWi
Date Collected: 02/01/12 12:24 i
Date Received: 02/01/12 16:05 i

Lab Sample ID: 240-8176-15 i
Matr x: Water i

Method: 8260B/DoD - Volatile Organic Compounds (GC/MS) i

Analytei	Resulti	Qualif er i	LOQi	DLi	Uniti	Di	Preparedi	Analyzedi	Dil Faci
1,1,1-Trichloroethanes	0.25 s	Us	1.0s	0.22s	ug/L s			02/06/12 16:09 s	1s
1,1,2,2-Tetrachloroethanes	0.25 s	Us	1.0s	0.18s	ug/L s			02/06/12 16:09 s	1s
1,1,2-Trichloroethanes	0.50s	Us	1.0s	0.27s	ug/L s			02/06/12 16:09 s	1s
1,1-Dichloroethanes	0.25 s	Us	1.0s	0.15 s	ug/L s			02/06/12 16:09 s	1s
1,1-Dichloroethenes	0.25 s	Us	1.0s	0.19 s	ug/L s			02/06/12 16:09 s	1s
1,2-Dichloroethanes	0.25 s	Us	1.0s	0.22s	ug/L s			02/06/12 16:09 s	1s
1,2-Dichloroethene, Totals	0.50s	Us	2.0s	0.34s	ug/L s			02/06/12 16:09 s	1s
1,2-Dichloropropanes	0.25 s	Us	1.0s	0.18s	ug/L s			02/06/12 16:09 s	1s
2-Hexanones	0.50s	Us	10s	0.41s	ug/L s			02/06/12 16:09 s	1s
Bromochloromethanes	0.50s	Us	1.0s	0.29 s	ug/L s			02/06/12 16:09 s	1s
Acetones	1.1s	Us	10s	1.1s	ug/L s			02/06/12 16:09 s	1s
Benzenes	0.25 s	Us	1.0s	0.13 s	ug/L s			02/06/12 16:09 s	1s
Bromoforms	0.64s	Us	1.0s	0.64s	ug/L s			02/06/12 16:09 s	1s
Bromomethanes	0.50s	Us	1.0s	0.41s	ug/L s			02/06/12 16:09 s	1s
Carbon disulfides	0.25 s	Us	1.0s	0.13 s	ug/L s			02/06/12 16:09 s	1s
Carbon tetrachlorides	0.25 s	Us	1.0s	0.13 s	ug/L s			02/06/12 16:09 s	1s
Chlorobenzenes	0.25 s	Us	1.0s	0.15 s	ug/L s			02/06/12 16:09 s	1s
Chloroethanes	0.50s	Us	1.0s	0.29 s	ug/L s			02/06/12 16:09 s	1s
Chloroforms	0.25 s	Us	1.0s	0.16s	ug/L s			02/06/12 16:09 s	1s
Chloromethanes	0.50s	Us	1.0s	0.30s	ug/L s			02/06/12 16:09 s	1s
cis-1,2-Dichloroethenes	0.25 s	Us	1.0s	0.17s	ug/L s			02/06/12 16:09 s	1s
cis-1,3-Dichloropropenes	0.25 s	Us	1.0s	0.14s	ug/L s			02/06/12 16:09 s	1s
Bromodichloromethanes	0.25 s	Us	1.0s	0.15 s	ug/L s			02/06/12 16:09 s	1s
Ethylbenzenes	0.25 s	Us	1.0s	0.17s	ug/L s			02/06/12 16:09 s	1s
1,2-Dibromoethanes	0.25 s	Us	1.0s	0.24s	ug/L s			02/06/12 16:09 s	1s
m-Xylene & p-Xylenes	0.50s	Us	2.0s	0.24s	ug/L s			02/06/12 16:09 s	1s
2-Butanone (MEK)s	0.57s	Us	10s	0.57s	ug/L s			02/06/12 16:09 s	1s
4-Methyl-2-pentanone (MIBK)s	0.50s	Us	10s	0.32s	ug/L s			02/06/12 16:09 s	1s
Methylene Chlorides	0.50s	Us	1.0s	0.33 s	ug/L s			02/06/12 16:09 s	1s
o-Xylenes	0.25 s	Us	1.0s	0.14s	ug/L s			02/06/12 16:09 s	1s
Styrenes	0.25 s	Us	1.0s	0.11s	ug/L s			02/06/12 16:09 s	1s
Tetrachloroethenes	0.50s	Us	1.0s	0.29 s	ug/L s			02/06/12 16:09 s	1s
Toluenes	0.25 s	Us	1.0s	0.13 s	ug/L s			02/06/12 16:09 s	1s
trans-1,2-Dichloroethenes	0.25 s	Us	1.0s	0.19 s	ug/L s			02/06/12 16:09 s	1s
trans-1,3-Dichloropropenes	0.25 s	Us	1.0s	0.19 s	ug/L s			02/06/12 16:09 s	1s
Trichloroethenes	0.25 s	Us	1.0s	0.17s	ug/L s			02/06/12 16:09 s	1s
Vinyl chlorides	0.25 s	Us	1.0s	0.22s	ug/L s			02/06/12 16:09 s	1s
Xylenes, Totals	0.75 s	Us	2.0s	0.28s	ug/L s			02/06/12 16:09 s	1s
Dibromochloromethanes	0.25 s	Us	1.0s	0.18s	ug/L s			02/06/12 16:09 s	1s

Sur ogater	*%Recoveryr*	*Qualifier*	*Limitsr*	*Preparedr*	*Analyzedr*	*Dil Facr*
1,2-Dichloroethane-d4 (Surr)2	*1052*		*702ą202*		*02/06/12 16:092*	*12*
4-Bromofluorobenzene (Surr)2	*832*		*752ą202*		*02/06/12 16:092*	*12*
Toluene-d8 (Surr)2	*952*		*852ą202*		*02/06/12 16:092*	*12*
Dibromofluoromethane (Surr)2	*1052*		*852ą152*		*02/06/12 16:092*	*12*

Method: 8270C/DoD - Semivolatile Organic Compounds (GC/MS) i

Analytei	Resulti	Qualif er i	LOQi	DLi	Uniti	Di	Preparedi	Analyzedi	Dil Faci
Acenaphthenes	0.095 s	Us	0.19 s	0.095 s	ug/L s		02/02/12 07:18s	02/15/12 15:46s	1s
Acenaphthylenes	0.095 s	Us	0.19 s	0.095 s	ug/L s		02/02/12 07:18s	02/15/12 15:46s	1s
Anthracenes	0.095 s	Us	0.19 s	0.095 s	ug/L s		02/02/12 07:18s	02/15/12 15:46s	1s

Client Sample ID: FWGNTAMW-109C-1881-GWi
Date Collected: 02/01/12 12:24 i
Date Received: 02/01/12 16:05 i

Lab Sample ID: 240-8176-15 i
Matr x: Water i

Method: 8270C/DoD - Semivolatile Organic Compounds (GC/MS) (Continued) i

Analytei	Resulti	Qualif er i	LOQi	DL i	Uniti	Di	Prepared i	Analyzed i	Dil Fac i
Benzo[a]anthracenes	0.095 s	Us	0.19 s	0.095 s	ug/L s		02/02/12 07:18s	02/15/12 15:46s	1s
Benzo[b]fluoranthenes	0.095 s	Us	0.19 s	0.095 s	ug/L s		02/02/12 07:18s	02/15/12 15:46s	1s
Benzo[k]fluoranthenes	0.095 s	Us	0.19 s	0.095 s	ug/L s		02/02/12 07:18s	02/15/12 15:46s	1s
Benzo[g,h,i]perylenes	0.095 s	Us	0.19 s	0.095 s	ug/L s		02/02/12 07:18s	02/15/12 15:46s	1s
Benzo[a]pyrenes	0.095 s	U Qs	0.19 s	0.095 s	ug/L s		02/02/12 07:18s	02/15/12 15:46s	1s
Butyl benzyl phthalates	0.76s	Us	0.95 s	0.76s	ug/L s		02/02/12 07:18s	02/15/12 15:46s	1s
Bis(2-ethylhexyl) phthalates	0.76s	Us	1.9 s	0.76s	ug/L s		02/02/12 07:18s	02/15/12 15:46s	1s
Chrysenes	0.095 s	Us	0.19 s	0.095 s	ug/L s		02/02/12 07:18s	02/15/12 15:46s	1s
Dibenz(a,h)anthracenes	0.095 s	Us	0.19 s	0.095 s	ug/L s		02/02/12 07:18s	02/15/12 15:46s	1s
Diethyl phthalates	0.76s	Us	0.95 s	0.57s	ug/L s		02/02/12 07:18s	02/15/12 15:46s	1s
Dimethyl phthalates	0.76s	Us	0.95 s	0.28s	ug/L s		02/02/12 07:18s	02/15/12 15:46s	1s
2,4-Dinitrotoluenes	0.76s	Us	4.8s	0.26s	ug/L s		02/02/12 07:18s	02/15/12 15:46s	1s
Di-n-butyl phthalates	0.76s	Us	0.95 s	0.64s	ug/L s		02/02/12 07:18s	02/15/12 15:46s	1s
Di-n-octyl phthalates	0.76s	Us	0.95 s	0.76s	ug/L s		02/02/12 07:18s	02/15/12 15:46s	1s
Fluoranthenes	0.095 s	Us	0.19 s	0.095 s	ug/L s		02/02/12 07:18s	02/15/12 15:46s	1s
Fluorenes	0.095 s	Us	0.19 s	0.095 s	ug/L s		02/02/12 07:18s	02/15/12 15:46s	1s
Indeno[1,2,3-cd]pyrenes	0.095 s	Us	0.19 s	0.095 s	ug/L s		02/02/12 07:18s	02/15/12 15:46s	1s
Naphthalenes	0.095 s	Us	0.19 s	0.095 s	ug/L s		02/02/12 07:18s	02/15/12 15:46s	1s
Nitrobenzenes	0.095 s	Us	0.95 s	0.038s	ug/L s		02/02/12 07:18s	02/15/12 15:46s	1s
Phenanthrenes	0.095 s	Us	0.19 s	0.095 s	ug/L s		02/02/12 07:18s	02/15/12 15:46s	1s
Pyrenes	0.095 s	Us	0.19 s	0.095 s	ug/L s		02/02/12 07:18s	02/15/12 15:46s	1s
2,6-Dinitrotoluenes	0.76s	Us	4.8s	0.76s	ug/L s		02/02/12 07:18s	02/15/12 15:46s	1s

Sur ogater	*%Recoveryr*	*Qualifier*	*Limitsr*	*Preparedr*	*Analyzedr*	*Dil Facr*
-Fluorobiphenyl (Surr)2	*632*		*502ą102*	*02/02/12 07:182*	*02/15/12 15:462*	*12*
-Fluorophenol (Surr)2	*702*		*02ą102*	*02/02/12 07:182*	*02/15/12 15:462*	*12*
,4,6-Tribromophenol (Surr)2	*742*		*402ą252*	*02/02/12 07:182*	*02/15/12 15:462*	*12*
Nitrobenzene-d5 (Surr)2	*712*		*402ą102*	*02/02/12 07:182*	*02/15/12 15:462*	*12*
Phenol-d5 (Surr)2	*732*		*102ą152*	*02/02/12 07:182*	*02/15/12 15:462*	*12*
Terphenyl-d14 (Surr)2	*642*		*502ą352*	*02/02/12 07:182*	*02/15/12 15:462*	*12*

Client Sample ID: FWGNTAMW-109C-1881-GF i
Date Collected: 02/01/12 12:24 i
Date Received: 02/01/12 16:05 i

Lab Sample ID: 240-8176-16 i
Matr x: Water i

Method: 6010B/DOD - Metals (ICP) - Total Recoverablei

Analytei	Resulti	Qualif er i	LOQi	DLi	Uniti	Di	Preparedi	Analyzedi	Dil Faci
Arsenics	10s	Us	10s	3.3s	ug/L s		02/08/12 11:39 s	02/09/12 15:03 s	1s
Chromiums	4.0s	Us	7.0s	1.4s	ug/L s		02/08/12 11:39 s	02/09/12 15:03 s	1s
Cobalts	4.0s	Us	7.0s	1.5s	ug/L s		02/08/12 11:39 s	02/09/12 15:03 s	1s
Lead s	5.0s	Us	10s	1.7s	ug/L s		02/08/12 11:39 s	02/09/12 15:03 s	1s
Seleniums	10s	Us	15 s	4.0s	ug/L s		02/08/12 11:39 s	02/09/12 15:03 s	1s
Silvers	5.0s	Us	7.0s	1.7s	ug/L s		02/08/12 11:39 s	02/09/12 15:03 s	1s
Vanadiums	4.0s	Us	7.0s	1.3s	ug/L s		02/08/12 11:39 s	02/09/12 15:03 s	1s
Bar umi	25 i	Ji	200s	2.8s	ug/L s		02/08/12 11:39 s	02/09/12 15:03 s	1s
Calc umi	7600 i		5000s	630s	ug/L s		02/08/12 11:39 s	02/09/12 15:03 s	1s
Coppers	10s	Us	25 s	4.4s	ug/L s		02/08/12 11:39 s	02/09/12 15:03 s	1s
Magnesiumi	3900 i	Ji	5000s	120s	ug/L s		02/08/12 11:39 s	02/09/12 15:03 s	1s
Manganesei	19 i		15 s	1.8s	ug/L s		02/08/12 11:39 s	02/09/12 15:03 s	1s
Nickels	5.0s	Us	40s	2.2s	ug/L s		02/08/12 11:39 s	02/09/12 15:03 s	1s
Potassiumi	1200 i	Ji	5000s	300s	ug/L s		02/08/12 11:39 s	02/09/12 15:03 s	1s

Method: 6020/DOD - Metals (ICP/MS) - Total Recoverablei

Analytei	Resulti	Qualif er i	LOQi	DLi	Uniti	Di	Preparedi	Analyzedi	Dil Faci
Aluminums	60s	Us	60s	20s	ug/L s		02/08/12 11:39 s	02/10/12 15:38s	1s
Antimonys	0.50s	Us	2.0s	0.21s	ug/L s		02/08/12 11:39 s	02/10/12 15:38s	1s
Berylliums	0.10s	Us	1.0s	0.033s	ug/L s		02/08/12 11:39 s	02/10/12 15:38s	1s
Cadmiumi	0.046 i	Ji	2.0s	0.023s	ug/L s		02/08/12 11:39 s	02/10/12 15:38s	1s
Ironi	290 i		150s	44s	ug/L s		02/08/12 11:39 s	02/10/12 15:38s	1s
Sodiumi	1700 i		1000s	160s	ug/L s		02/08/12 11:39 s	02/10/12 15:38s	1s
Thalliums	1.0s	Us	2.0s	0.32s	ug/L s		02/08/12 11:39 s	02/10/12 15:38s	1s
Zincs	20s	Us	40s	8.8s	ug/L s		02/08/12 11:39 s	02/10/12 15:38s	1s

Method: 7470A/DOD - Mercury (CVAA) i

Analytei	Resulti	Qualif er i	LOQi	DLi	Uniti	Di	Preparedi	Analyzedi	Dil Faci
Hgs	0.20s	Us	0.20s	0.12s	ug/L s		02/15/12 14:05 s	02/16/12 11:39 s	1s

Client Sample ID: FWGLL6MW-002C-1864-GWi
Lab Sample ID: 240-8176-17 i

Date Collected: 02/01/12 13:12 i
Matr x: Water i

Date Received: 02/01/12 16:05 i

Method: 8270C/DoD - Semivolatile Organic Compounds (GC/MS) i

Analytei	Resulti	Qualif er i	LOQi	DLi	Uniti	Di	Preparedi	Analyzedi	Dil Faci
Acenaphthenes	0.11s	Us	0.21s	0.11s	ug/L s		02/02/12 07:18s	02/15/12 16:05 s	1s
Acenaphthylenes	0.11s	Us	0.21s	0.11s	ug/L s		02/02/12 07:18s	02/15/12 16:05 s	1s
Anthracenes	0.11s	Us	0.21s	0.11s	ug/L s		02/02/12 07:18s	02/15/12 16:05 s	1s
Benzo[a]anthracenes	0.11s	Us	0.21s	0.11s	ug/L s		02/02/12 07:18s	02/15/12 16:05 s	1s
Benzo[b]fluoranthenes	0.11s	Us	0.21s	0.11s	ug/L s		02/02/12 07:18s	02/15/12 16:05 s	1s
Benzo[k]fluoranthenes	0.11s	Us	0.21s	0.11s	ug/L s		02/02/12 07:18s	02/15/12 16:05 s	1s
Benzo[g,h,i]perylenes	0.11s	Us	0.21s	0.11s	ug/L s		02/02/12 07:18s	02/15/12 16:05 s	1s
Benzo[a]pyrenes	0.11s	U Qs	0.21s	0.11s	ug/L s		02/02/12 07:18s	02/15/12 16:05 s	1s
Butyl benzyl phthalates	0.84s	Us	1.1s	0.84s	ug/L s		02/02/12 07:18s	02/15/12 16:05 s	1s
Bis(2-ethylhexyl) phthalates	0.84s	Us	2.1s	0.84s	ug/L s		02/02/12 07:18s	02/15/12 16:05 s	1s
Chrysenes	0.11s	Us	0.21s	0.11s	ug/L s		02/02/12 07:18s	02/15/12 16:05 s	1s
Dibenz(a,h)anthracenes	0.11s	Us	0.21s	0.11s	ug/L s		02/02/12 07:18s	02/15/12 16:05 s	1s
Diethyl phthalates	0.84s	Us	1.1s	0.63 s	ug/L s		02/02/12 07:18s	02/15/12 16:05 s	1s
Dimethyl phthalates	0.84s	Us	1.1s	0.31s	ug/L s		02/02/12 07:18s	02/15/12 16:05 s	1s
2,4-Dinitrotoluenes	0.84s	Us	5.3 s	0.28s	ug/L s		02/02/12 07:18s	02/15/12 16:05 s	1s
Di-n-butyl phthalates	0.84s	Us	1.1s	0.71s	ug/L s		02/02/12 07:18s	02/15/12 16:05 s	1s
Di-n-octyl phthalates	0.84s	Us	1.1s	0.84s	ug/L s		02/02/12 07:18s	02/15/12 16:05 s	1s
Fluoranthenes	0.11s	Us	0.21s	0.11s	ug/L s		02/02/12 07:18s	02/15/12 16:05 s	1s
Fluorenes	0.11s	Us	0.21s	0.11s	ug/L s		02/02/12 07:18s	02/15/12 16:05 s	1s
Indeno[1,2,3-cd]pyrenes	0.11s	Us	0.21s	0.11s	ug/L s		02/02/12 07:18s	02/15/12 16:05 s	1s
Naphthalenes	0.11s	Us	0.21s	0.11s	ug/L s		02/02/12 07:18s	02/15/12 16:05 s	1s
Nitrobenzenes	0.11s	Us	1.1s	0.042s	ug/L s		02/02/12 07:18s	02/15/12 16:05 s	1s
Phenanthrenes	0.11s	Us	0.21s	0.11s	ug/L s		02/02/12 07:18s	02/15/12 16:05 s	1s
Pyrenes	0.11s	Us	0.21s	0.11s	ug/L s		02/02/12 07:18s	02/15/12 16:05 s	1s
2,6-Dinitrotoluenes	0.84s	Us	5.3 s	0.84s	ug/L s		02/02/12 07:18s	02/15/12 16:05 s	1s

Sur ogater	*%Recoveryr*	*Qualifier*	*Limitsr*	*Preparedr*	*Analyzedr*	*Dil Facr*
-Fluorobiphenyl (Surr)2	*592*		*502 1102*	*02/02/12 07:182*	*02/15/12 16:052*	*12*
-Fluorophenol (Surr)2	*712*		*022 1102*	*02/02/12 07:182*	*02/15/12 16:052*	*12*
,4,6-Tribromophenol (Surr)2	*692*		*4022 1252*	*02/02/12 07:182*	*02/15/12 16:052*	*12*
Nitrobenzene-d5 (Surr)2	*742*		*402 1102*	*02/02/12 07:182*	*02/15/12 16:052*	*12*
Phenol-d5 (Surr)2	*742*		*102 1152*	*02/02/12 07:182*	*02/15/12 16:052*	*12*
Terphenyl-d14 (Surr)2	*702*		*502 1352*	*02/02/12 07:182*	*02/15/12 16:052*	*12*

Client Sample ID: FWGLL6MW-002C-1864-GF i
Date Collected: 02/01/12 13:12 i
Date Received: 02/01/12 16:05 i

Lab Sample ID: 240-8176-18 i
Matr x: Water i

Method: 6010B/DOD - Metals (ICP) - Total Recoverablei

Analytei	Resulti	Qualif er i	LOQi	DLi	Uniti	Di	Preparedi	Analyzedi	Dil Faci
Arsenics	10s	Us	10s	3.3s	ug/L s		02/08/12 11:39 s	02/09/12 15:10s	1s
Chromiums	4.0s	Us	7.0s	1.4s	ug/L s		02/08/12 11:39 s	02/09/12 15:10s	1s
Cobalts	4.0s	Us	7.0s	1.5s	ug/L s		02/08/12 11:39 s	02/09/12 15:10s	1s
Lead s	5.0s	Us	10s	1.7s	ug/L s		02/08/12 11:39 s	02/09/12 15:10s	1s
Seleniums	10s	Us	15 s	4.0s	ug/L s		02/08/12 11:39 s	02/09/12 15:10s	1s
Silvers	5.0s	Us	7.0s	1.7s	ug/L s		02/08/12 11:39 s	02/09/12 15:10s	1s
Vanadiums	4.0s	Us	7.0s	1.3s	ug/L s		02/08/12 11:39 s	02/09/12 15:10s	1s
Bar umi	24 i	Ji	200s	2.8s	ug/L s		02/08/12 11:39 s	02/09/12 15:10s	1s
Calc umi	140000 i		5000s	630s	ug/L s		02/08/12 11:39 s	02/09/12 15:10s	1s
Coppers	10s	Us	25 s	4.4s	ug/L s		02/08/12 11:39 s	02/09/12 15:10s	1s
Magnesiumi	26000 i		5000s	120s	ug/L s		02/08/12 11:39 s	02/09/12 15:10s	1s
Manganeses	5.0s	Us	15 s	1.8s	ug/L s		02/08/12 11:39 s	02/09/12 15:10s	1s
Nickels	5.0s	Us	40s	2.2s	ug/L s		02/08/12 11:39 s	02/09/12 15:10s	1s
Potassiumi	800 i	Ji	5000s	300s	ug/L s		02/08/12 11:39 s	02/09/12 15:10s	1s

Method: 6020/DOD - Metals (ICP/MS) - Total Recoverablei

Analytei	Resulti	Qualif er i	LOQi	DLi	Uniti	Di	Preparedi	Analyzedi	Dil Faci
Aluminums	60s	Us	60s	20s	ug/L s		02/08/12 11:39 s	02/10/12 15:42s	1s
Antimonys	0.50s	Us	2.0s	0.21s	ug/L s		02/08/12 11:39 s	02/10/12 15:42s	1s
Berylliums	0.10s	Us	1.0s	0.033s	ug/L s		02/08/12 11:39 s	02/10/12 15:42s	1s
Cadmiums	0.070s	Us	2.0s	0.023s	ug/L s		02/08/12 11:39 s	02/10/12 15:42s	1s
Irons	100s	Us	150s	44s	ug/L s		02/08/12 11:39 s	02/10/12 15:42s	1s
Sodiumi	2300 i		1000s	160s	ug/L s		02/08/12 11:39 s	02/10/12 15:42s	1s
Thalliums	1.0s	Us	2.0s	0.32s	ug/L s		02/08/12 11:39 s	02/10/12 15:42s	1s
Zincs	20s	Us	40s	8.8s	ug/L s		02/08/12 11:39 s	02/10/12 15:42s	1s

Method: 7470A/DOD - Mercury (CVAA) i

Analytei	Resulti	Qualif er i	LOQi	DLi	Uniti	Di	Preparedi	Analyzedi	Dil Faci
Hgs	0.20s	Us	0.20s	0.12s	ug/L s		02/15/12 14:05 s	02/16/12 11:41s	1s

Client Sample ID: FWGTEAM3-TRIP i
Date Collected: 02/01/12 08:00 i
Date Received: 02/01/12 16:05 i

Lab Sample ID: 240-8176-19 i
Matr x: Water i

Method: 8260B/DoD - Volatile Organic Compounds (GC/MS) i

Analytei	Resulti	Qualif er i	LOQi	DLi	Uniti	Di	Preparedi	Analyzedi	Dil Faci
1,1,1-Trichloroethanes	0.25 s	Us	1.0s	0.22s	ug/L s			02/06/12 16:30s	1s
1,1,2,2-Tetrachloroethanes	0.25 s	Us	1.0s	0.18s	ug/L s			02/06/12 16:30s	1s
1,1,2-Trichloroethanes	0.50s	Us	1.0s	0.27s	ug/L s			02/06/12 16:30s	1s
1,1-Dichloroethanes	0.25 s	Us	1.0s	0.15 s	ug/L s			02/06/12 16:30s	1s
1,1-Dichloroethenes	0.25 s	Us	1.0s	0.19 s	ug/L s			02/06/12 16:30s	1s
1,2-Dichloroethanes	0.25 s	Us	1.0s	0.22s	ug/L s			02/06/12 16:30s	1s
1,2-Dichloroethene, Totals	0.50s	Us	2.0s	0.34s	ug/L s			02/06/12 16:30s	1s
1,2-Dichloropropanes	0.25 s	Us	1.0s	0.18s	ug/L s			02/06/12 16:30s	1s
2-Hexanones	0.50s	Us	10s	0.41s	ug/L s			02/06/12 16:30s	1s
Bromochloromethanes	0.50s	Us	1.0s	0.29 s	ug/L s			02/06/12 16:30s	1s
Acetonei	1.1 i	Ji	10s	1.1s	ug/L s			02/06/12 16:30s	1s
Benzenes	0.25 s	Us	1.0s	0.13 s	ug/L s			02/06/12 16:30s	1s
Bromoforms	0.64s	Us	1.0s	0.64s	ug/L s			02/06/12 16:30s	1s
Bromomethanes	0.50s	Us	1.0s	0.41s	ug/L s			02/06/12 16:30s	1s
Carbon disulfides	0.25 s	Us	1.0s	0.13 s	ug/L s			02/06/12 16:30s	1s
Carbon tetrachlorides	0.25 s	Us	1.0s	0.13 s	ug/L s			02/06/12 16:30s	1s
Chlorobenzenes	0.25 s	Us	1.0s	0.15 s	ug/L s			02/06/12 16:30s	1s
Chloroethanes	0.50s	Us	1.0s	0.29 s	ug/L s			02/06/12 16:30s	1s
Chloroforms	0.25 s	Us	1.0s	0.16s	ug/L s			02/06/12 16:30s	1s
Chloromethanes	0.50s	Us	1.0s	0.30s	ug/L s			02/06/12 16:30s	1s
cis-1,2-Dichloroethenes	0.25 s	Us	1.0s	0.17s	ug/L s			02/06/12 16:30s	1s
cis-1,3-Dichloropropenes	0.25 s	Us	1.0s	0.14s	ug/L s			02/06/12 16:30s	1s
Bromodichloromethanes	0.25 s	Us	1.0s	0.15 s	ug/L s			02/06/12 16:30s	1s
Ethylbenzenes	0.25 s	Us	1.0s	0.17s	ug/L s			02/06/12 16:30s	1s
1,2-Dibromoethanes	0.25 s	Us	1.0s	0.24s	ug/L s			02/06/12 16:30s	1s
m-Xylene & p-Xylenes	0.50s	Us	2.0s	0.24s	ug/L s			02/06/12 16:30s	1s
2-Butanone (MEK)s	0.57s	Us	10s	0.57s	ug/L s			02/06/12 16:30s	1s
4-Methyl-2-pentanone (MIBK)s	0.50s	Us	10s	0.32s	ug/L s			02/06/12 16:30s	1s
Methylene Chlor dei	0.85 i	J Bi	1.0s	0.33 s	ug/L s			02/06/12 16:30s	1s
o-Xylenes	0.25 s	Us	1.0s	0.14s	ug/L s			02/06/12 16:30s	1s
Styrenes	0.25 s	Us	1.0s	0.11s	ug/L s			02/06/12 16:30s	1s
Tetrachloroethenes	0.50s	Us	1.0s	0.29 s	ug/L s			02/06/12 16:30s	1s
Toluenes	0.25 s	Us	1.0s	0.13 s	ug/L s			02/06/12 16:30s	1s
trans-1,2-Dichloroethenes	0.25 s	Us	1.0s	0.19 s	ug/L s			02/06/12 16:30s	1s
trans-1,3-Dichloropropenes	0.25 s	Us	1.0s	0.19 s	ug/L s			02/06/12 16:30s	1s
Trichloroethenes	0.25 s	Us	1.0s	0.17s	ug/L s			02/06/12 16:30s	1s
Vinyl chlorides	0.25 s	Us	1.0s	0.22s	ug/L s			02/06/12 16:30s	1s
Xylenes, Totals	0.75 s	Us	2.0s	0.28s	ug/L s			02/06/12 16:30s	1s
Dibromochloromethanes	0.25 s	Us	1.0s	0.18s	ug/L s			02/06/12 16:30s	1s

Sur ogater	*%Recoveryr*	*Qualifier*	*Limitsr*	*Preparedr*	*Analyzedr*	*Dil Facr*
1,2-Dichloroethane-d4 (Surr)2	*1052*		*702ą202*		*02/06/12 16:302*	*12*
4-Bromofluorobenzene (Surr)2	*842*		*752ą202*		*02/06/12 16:302*	*12*
Toluene-d8 (Surr)2	*962*		*852ą202*		*02/06/12 16:302*	*12*
Dibromofluoromethane (Surr)2	*1092*		*852ą152*		*02/06/12 16:302*	*12*

Client Sample ID: FWGDETMW-004C-1878-GWi
Date Collected: 02/01/12 08:59 i
Date Received: 02/01/12 16:05 i

Lab Sample ID: 240-8176-20 i
Matr x: Water i

Method: 8260B/DoD - Volatile Organic Compounds (GC/MS) i

Analytei	Resulti	Qualif er i	LOQi	DLi	Uniti	Di	Preparedi	Analyzedi	Dil Faci
1,1,1-Trichloroethanes	0.25 s	Us	1.0s	0.22s	ug/L s			02/06/12 16:51s	1s
1,1,2,2-Tetrachloroethanes	0.25 s	Us	1.0s	0.18s	ug/L s			02/06/12 16:51s	1s
1,1,2-Trichloroethanes	0.50s	Us	1.0s	0.27s	ug/L s			02/06/12 16:51s	1s
1,1-Dichloroethanes	0.25 s	Us	1.0s	0.15 s	ug/L s			02/06/12 16:51s	1s
1,1-Dichloroethenes	0.25 s	Us	1.0s	0.19 s	ug/L s			02/06/12 16:51s	1s
1,2-Dichloroethanes	0.25 s	Us	1.0s	0.22s	ug/L s			02/06/12 16:51s	1s
1,2-Dichloroethene, Totals	0.50s	Us	2.0s	0.34s	ug/L s			02/06/12 16:51s	1s
1,2-Dichloropropanes	0.25 s	Us	1.0s	0.18s	ug/L s			02/06/12 16:51s	1s
2-Hexanones	0.50s	Us	10s	0.41s	ug/L s			02/06/12 16:51s	1s
Bromochloromethanes	0.50s	Us	1.0s	0.29 s	ug/L s			02/06/12 16:51s	1s
Acetones	1.1s	Us	10s	1.1s	ug/L s			02/06/12 16:51s	1s
Benzenes	0.25 s	Us	1.0s	0.13 s	ug/L s			02/06/12 16:51s	1s
Bromoforms	0.64s	Us	1.0s	0.64s	ug/L s			02/06/12 16:51s	1s
Bromomethanes	0.50s	Us	1.0s	0.41s	ug/L s			02/06/12 16:51s	1s
Carbon disulfides	0.25 s	Us	1.0s	0.13 s	ug/L s			02/06/12 16:51s	1s
Carbon tetrachlorides	0.25 s	Us	1.0s	0.13 s	ug/L s			02/06/12 16:51s	1s
Chlorobenzenes	0.25 s	Us	1.0s	0.15 s	ug/L s			02/06/12 16:51s	1s
Chloroethanes	0.50s	Us	1.0s	0.29 s	ug/L s			02/06/12 16:51s	1s
Chloroforms	0.25 s	Us	1.0s	0.16s	ug/L s			02/06/12 16:51s	1s
Chloromethanes	0.50s	Us	1.0s	0.30s	ug/L s			02/06/12 16:51s	1s
cis-1,2-Dichloroethenes	0.25 s	Us	1.0s	0.17s	ug/L s			02/06/12 16:51s	1s
cis-1,3-Dichloropropenes	0.25 s	Us	1.0s	0.14s	ug/L s			02/06/12 16:51s	1s
Bromodichloromethanes	0.25 s	Us	1.0s	0.15 s	ug/L s			02/06/12 16:51s	1s
Ethylbenzenes	0.25 s	Us	1.0s	0.17s	ug/L s			02/06/12 16:51s	1s
1,2-Dibromoethanes	0.25 s	Us	1.0s	0.24s	ug/L s			02/06/12 16:51s	1s
m-Xylene & p-Xylenes	0.50s	Us	2.0s	0.24s	ug/L s			02/06/12 16:51s	1s
2-Butanone (MEK)s	0.57s	Us	10s	0.57s	ug/L s			02/06/12 16:51s	1s
4-Methyl-2-pentanone (MIBK)s	0.50s	Us	10s	0.32s	ug/L s			02/06/12 16:51s	1s
Methylene Chlorides	0.50s	Us	1.0s	0.33 s	ug/L s			02/06/12 16:51s	1s
o-Xylenes	0.25 s	Us	1.0s	0.14s	ug/L s			02/06/12 16:51s	1s
Styrenes	0.25 s	Us	1.0s	0.11s	ug/L s			02/06/12 16:51s	1s
Tetrachloroethenes	0.50s	Us	1.0s	0.29 s	ug/L s			02/06/12 16:51s	1s
Toluenes	0.25 s	Us	1.0s	0.13 s	ug/L s			02/06/12 16:51s	1s
trans-1,2-Dichloroethenes	0.25 s	Us	1.0s	0.19 s	ug/L s			02/06/12 16:51s	1s
trans-1,3-Dichloropropenes	0.25 s	Us	1.0s	0.19 s	ug/L s			02/06/12 16:51s	1s
Trichloroethenes	0.25 s	Us	1.0s	0.17s	ug/L s			02/06/12 16:51s	1s
Vinyl chlorides	0.25 s	Us	1.0s	0.22s	ug/L s			02/06/12 16:51s	1s
Xylenes, Totals	0.75 s	Us	2.0s	0.28s	ug/L s			02/06/12 16:51s	1s
Dibromochloromethanes	0.25 s	Us	1.0s	0.18s	ug/L s			02/06/12 16:51s	1s

Sur ogater	*%Recoveryr*	*Qualifier*	*Limitsr*	*Preparedr*	*Analyzedr*	*Dil Facr*
1,2-Dichloroethane-d4 (Surr)2	*1072*		*702ą202*		*02/06/12 16:512*	*12*
4-Bromofluorobenzene (Surr)2	*852*		*752ą202*		*02/06/12 16:512*	*12*
Toluene-d8 (Surr)2	*992*		*852ą202*		*02/06/12 16:512*	*12*
Dibromofluoromethane (Surr)2	*1102*		*852ą152*		*02/06/12 16:512*	*12*

Method: 8270C/DoD - Semivolatile Organic Compounds (GC/MS) i

Analytei	Resulti	Qualif er i	LOQi	DLi	Uniti	Di	Preparedi	Analyzedi	Dil Faci
Acenaphthenes	0.095 s	Us	0.19 s	0.095 s	ug/L s		02/02/12 07:18s	02/15/12 16:24s	1s
Acenaphthylenes	0.095 s	Us	0.19 s	0.095 s	ug/L s		02/02/12 07:18s	02/15/12 16:24s	1s
Anthracenes	0.095 s	Us	0.19 s	0.095 s	ug/L s		02/02/12 07:18s	02/15/12 16:24s	1s

Client Sample ID: FWGDETMW-004C-1878-GW **Lab Sample ID: 240-8176-20 i**

Date Collected: 02/01/12 08:59 i **Matr x: Water i**

Date Received: 02/01/12 16:05 i

Method: 8270C/DoD - Semivolatile Organic Compounds (GC/MS) (Continued) i

Analytei	Resulti	Qualif er i	LOQi	DLi	Uniti	Di	Preparedi	Analyzedi	Dil Faci
Benzo[a]anthracenes	0.095 s	Us	0.19 s	0.095 s	ug/L s		02/02/12 07:18s	02/15/12 16:24s	1s
Benzoic acid s	9.5 s	Us	24s	9.5 s	ug/L s		02/02/12 07:18s	02/15/12 16:24s	1s
Benzo[b]fluoranthenes	0.095 s	Us	0.19 s	0.095 s	ug/L s		02/02/12 07:18s	02/15/12 16:24s	1s
Benzo[k]fluoranthenes	0.095 s	Us	0.19 s	0.095 s	ug/L s		02/02/12 07:18s	02/15/12 16:24s	1s
Benzyl alcohols	0.76s	Us	4.8s	0.36s	ug/L s		02/02/12 07:18s	02/15/12 16:24s	1s
Bis(2-chloroethoxy)methanes	0.76s	Us	0.95 s	0.30s	ug/L s		02/02/12 07:18s	02/15/12 16:24s	1s
Bis(2-chloroethyl)ethers	0.095 s	Us	0.95 s	0.095 s	ug/L s		02/02/12 07:18s	02/15/12 16:24s	1s
4-Bromophenyl phenyl ethers	0.76s	Us	1.9 s	0.76s	ug/L s		02/02/12 07:18s	02/15/12 16:24s	1s
Butyl benzyl phthalates	0.76s	Us	0.95 s	0.76s	ug/L s		02/02/12 07:18s	02/15/12 16:24s	1s
2,4-Dimethylphenols	0.76s	Us	1.9 s	0.76s	ug/L s		02/02/12 07:18s	02/15/12 16:24s	1s
Dimethyl phthalates	0.76s	Us	0.95 s	0.28s	ug/L s		02/02/12 07:18s	02/15/12 16:24s	1s
4,6-Dinitro-2-methylphenols	2.3 s	Us	4.8s	2.3 s	ug/L s		02/02/12 07:18s	02/15/12 16:24s	1s
2,4-Dinitrophenols	2.3 s	Us	4.8s	2.3 s	ug/L s		02/02/12 07:18s	02/15/12 16:24s	1s
2,4-Dinitrotoluenes	0.76s	Us	4.8s	0.26s	ug/L s		02/02/12 07:18s	02/15/12 16:24s	1s
2,6-Dinitrotoluenes	0.76s	Us	4.8s	0.76s	ug/L s		02/02/12 07:18s	02/15/12 16:24s	1s
Fluoranthenes	0.095 s	Us	0.19 s	0.095 s	ug/L s		02/02/12 07:18s	02/15/12 16:24s	1s
Fluorenes	0.095 s	Us	0.19 s	0.095 s	ug/L s		02/02/12 07:18s	02/15/12 16:24s	1s
Hexachlorobenzenes	0.095 s	Us	0.19 s	0.095 s	ug/L s		02/02/12 07:18s	02/15/12 16:24s	1s
Hexachlorobutadienes	0.76s	Us	0.95 s	0.26s	ug/L s		02/02/12 07:18s	02/15/12 16:24s	1s
Hexachlorocyclopentadienes	0.76s	Us	9.5 s	0.76s	ug/L s		02/02/12 07:18s	02/15/12 16:24s	1s
Hexachloroethanes	0.76s	Us	0.95 s	0.76s	ug/L s		02/02/12 07:18s	02/15/12 16:24s	1s
N-Nitrosodiphenylamines	0.76s	Us	0.95 s	0.30s	ug/L s		02/02/12 07:18s	02/15/12 16:24s	1s
N-Nitrosodi-n-propylamines	0.76s	Us	0.95 s	0.76s	ug/L s		02/02/12 07:18s	02/15/12 16:24s	1s
1,4-Dichlorobenzenes	0.76s	Us	0.95 s	0.32s	ug/L s		02/02/12 07:18s	02/15/12 16:24s	1s
2-Chloronaphthalenes	0.095 s	Us	0.95 s	0.095 s	ug/L s		02/02/12 07:18s	02/15/12 16:24s	1s
2-Chlorophenols	0.76s	Us	0.95 s	0.28s	ug/L s		02/02/12 07:18s	02/15/12 16:24s	1s
4-Chlorophenyl phenyl ethers	0.76s	Us	1.9 s	0.29 s	ug/L s		02/02/12 07:18s	02/15/12 16:24s	1s
Chrysenes	0.095 s	Us	0.19 s	0.095 s	ug/L s		02/02/12 07:18s	02/15/12 16:24s	1s
Dibenz(a,h)anthracenes	0.095 s	Us	0.19 s	0.095 s	ug/L s		02/02/12 07:18s	02/15/12 16:24s	1s
Dibenzofurans	0.095 s	Us	0.95 s	0.095 s	ug/L s		02/02/12 07:18s	02/15/12 16:24s	1s
Benzo[g,h,i]perylenes	0.095 s	Us	0.19 s	0.095 s	ug/L s		02/02/12 07:18s	02/15/12 16:24s	1s
Benzo[a]pyrenes	0.095 s	U Qs	0.19 s	0.095 s	ug/L s		02/02/12 07:18s	02/15/12 16:24s	1s
Di-n-butyl phthalates	0.76s	Us	0.95 s	0.64s	ug/L s		02/02/12 07:18s	02/15/12 16:24s	1s
1,2-Dichlorobenzenes	0.76s	Us	0.95 s	0.28s	ug/L s		02/02/12 07:18s	02/15/12 16:24s	1s
1,3-Dichlorobenzenes	0.76s	Us	0.95 s	0.76s	ug/L s		02/02/12 07:18s	02/15/12 16:24s	1s
3,3'-Dichlorobenzidines	0.76s	Us	4.8s	0.35 s	ug/L s		02/02/12 07:18s	02/15/12 16:24s	1s
2,4-Dichlorophenols	0.76s	Us	1.9 s	0.76s	ug/L s		02/02/12 07:18s	02/15/12 16:24s	1s
Diethyl phthalates	0.76s	Us	0.95 s	0.57s	ug/L s		02/02/12 07:18s	02/15/12 16:24s	1s
Indeno[1,2,3-cd]pyrenes	0.095 s	Us	0.19 s	0.095 s	ug/L s		02/02/12 07:18s	02/15/12 16:24s	1s
Isophorones	0.76s	Us	0.95 s	0.26s	ug/L s		02/02/12 07:18s	02/15/12 16:24s	1s
2-Methylnaphthalenes	0.095 s	Us	0.19 s	0.095 s	ug/L s		02/02/12 07:18s	02/15/12 16:24s	1s
2-Methylphenols	0.76s	Us	0.95 s	0.76s	ug/L s		02/02/12 07:18s	02/15/12 16:24s	1s
Naphthalenes	0.095 s	Us	0.19 s	0.095 s	ug/L s		02/02/12 07:18s	02/15/12 16:24s	1s
2-Nitroanilines	0.76s	Us	1.9 s	0.76s	ug/L s		02/02/12 07:18s	02/15/12 16:24s	1s
3-Nitroanilines	0.76s	Us	1.9 s	0.27s	ug/L s		02/02/12 07:18s	02/15/12 16:24s	1s
4-Nitroanilines	0.76s	Us	1.9 s	0.76s	ug/L s		02/02/12 07:18s	02/15/12 16:24s	1s
Nitrobenzenes	0.095 s	Us	0.95 s	0.038s	ug/L s		02/02/12 07:18s	02/15/12 16:24s	1s
2-Nitrophenols	0.76s	Us	1.9 s	0.27s	ug/L s		02/02/12 07:18s	02/15/12 16:24s	1s
4-Nitrophenols	2.3 s	Us	4.8s	2.3 s	ug/L s		02/02/12 07:18s	02/15/12 16:24s	1s
Pyrenes	0.095 s	Us	0.19 s	0.095 s	ug/L s		02/02/12 07:18s	02/15/12 16:24s	1s
Pentachlorophenols	2.3 s	Us	4.8s	2.3 s	ug/L s		02/02/12 07:18s	02/15/12 16:24s	1s

Client Sample ID: FWGDETMW-004C-1878-GW **Lab Sample ID: 240-8176-20 i**

Date Collected: 02/01/12 08:59 i **Matr x: Water i**

Date Received: 02/01/12 16:05 i

Method: 8270C/DoD - Semivolatile Organic Compounds (GC/MS) (Continued) i

Analytei	Resulti	Qualif er i	LOQi	DL i	Uniti	Di	Prepared i	Analyzed i	Dil Fac i
Phenanthrenes	0.095 s	Us	0.19 s	0.095 s	ug/L s		02/02/12 07:18s	02/15/12 16:24s	1s
1,2,4-Trichlorobenzenes	0.76s	Us	0.95 s	0.27s	ug/L s		02/02/12 07:18s	02/15/12 16:24s	1s
2,4,5-Trichlorophenols	0.76s	Us	4.8s	0.29 s	ug/L s		02/02/12 07:18s	02/15/12 16:24s	1s
2,4,6-Trichlorophenols	0.76s	Us	4.8s	0.76s	ug/L s		02/02/12 07:18s	02/15/12 16:24s	1s
Phenols	0.76s	Us	0.95 s	0.57s	ug/L s		02/02/12 07:18s	02/15/12 16:24s	1s
Carbazoles	0.76s	Us	0.95 s	0.27s	ug/L s		02/02/12 07:18s	02/15/12 16:24s	1s
4-Chloroanilines	0.76s	Us	1.9 s	0.76s	ug/L s		02/02/12 07:18s	02/15/12 16:24s	1s
3 & 4 Methylphenols	0.76s	Us	1.9 s	0.76s	ug/L s		02/02/12 07:18s	02/15/12 16:24s	1s
Bis(2-ethylhexyl) phthalates	0.76s	Us	1.9 s	0.76s	ug/L s		02/02/12 07:18s	02/15/12 16:24s	1s
Di-n-octyl phthalates	0.76s	Us	0.95 s	0.76s	ug/L s		02/02/12 07:18s	02/15/12 16:24s	1s
4-Chloro-3-methylphenols	0.76s	Us	1.9 s	0.76s	ug/L s		02/02/12 07:18s	02/15/12 16:24s	1s
2,2'-oxybis[1-chloropropane] s	0.76s	Us	0.95 s	0.38s	ug/L s		02/02/12 07:18s	02/15/12 16:24s	1s

Sur ogater	*%Recoveryr*	*Qualifier*	*Limitsr*	*Preparedr*	*Analyzedr*	*Dil Facr*
-Fluorobiphenyl (Surr)2	*632*		*502 1102*	*02/02/12 07:182*	*02/15/12 16:242*	*12*
-Fluorophenol (Surr)2	*72*		*0 - 1102*	*02/02/12 07:182*	*02/15/12 16:242*	*12*
Nitrobenzene-d5 (Surr)2	*732*		*402 1102*	*02/02/12 07:182*	*02/15/12 16:242*	*12*
Terphenyl-d14 (Surr)2	*732*		*502 1352*	*02/02/12 07:182*	*02/15/12 16:242*	*12*
,4,6-Tribromophenol (Surr)2	*682*		*402 1252*	*02/02/12 07:182*	*02/15/12 16:242*	*12*
Phenol-d5 (Surr)2	*732*		*102 1152*	*02/02/12 07:182*	*02/15/12 16:242*	*12*

Method: 8081/DOD - Organochlor ne Pestic des (GC) i

Analytei	Resulti	Qualif er i	LOQi	DL i	Uniti	Di	Prepared i	Analyzed i	Dil Fac i
4,4'-DDD	0.0095 s	Us	0.048s	0.0091s	ug/L s		02/03/12 08:05 s	02/05/12 10:57s	1s
4,4'-DDEs	0.0095 s	Us	0.048s	0.0092s	ug/L s		02/03/12 08:05 s	02/05/12 10:57s	1s
4,4'-DDTs	0.029 s	Us	0.048s	0.015 s	ug/L s		02/03/12 08:05 s	02/05/12 10:57s	1s
Aldrins	0.0095 s	Us	0.029 s	0.0078s	ug/L s		02/03/12 08:05 s	02/05/12 10:57s	1s
alpha-BHCs	0.0095 s	Us	0.029 s	0.0067s	ug/L s		02/03/12 08:05 s	02/05/12 10:57s	1s
alpha-Chlordanes	0.013 s	Us	0.048s	0.013 s	ug/L s		02/03/12 08:05 s	02/05/12 10:57s	1s
beta-BHCs	0.0095 s	Us	0.048s	0.0080s	ug/L s		02/03/12 08:05 s	02/05/12 10:57s	1s
delta-BHCs	0.0095 s	Us	0.048s	0.0083 s	ug/L s		02/03/12 08:05 s	02/05/12 10:57s	1s
Dieldrins	0.0095 s	Us	0.029 s	0.0071s	ug/L s		02/03/12 08:05 s	02/05/12 10:57s	1s
Endosulfan Is	0.012s	Us	0.048s	0.012s	ug/L s		02/03/12 08:05 s	02/05/12 10:57s	1s
Endosulfan IIs	0.011s	Us	0.048s	0.011s	ug/L s		02/03/12 08:05 s	02/05/12 10:57s	1s
Endosulfan sulfates	0.010s	Us	0.048s	0.010s	ug/L s		02/03/12 08:05 s	02/05/12 10:57s	1s
Endrins	0.010s	Us	0.048s	0.010s	ug/L s		02/03/12 08:05 s	02/05/12 10:57s	1s
Endrin aldehydes	0.010s	Us	0.048s	0.010s	ug/L s		02/03/12 08:05 s	02/05/12 10:57s	1s
Endrin ketones	0.0095 s	Us	0.048s	0.0074s	ug/L s		02/03/12 08:05 s	02/05/12 10:57s	1s
gamma-BHC (Lindane)s	0.0095 s	Us	0.048s	0.0061s	ug/L s		02/03/12 08:05 s	02/05/12 10:57s	1s
gamma-Chlordanes	0.011s	Us	0.048s	0.011s	ug/L s		02/03/12 08:05 s	02/05/12 10:57s	1s
Heptachlors	0.0095 s	Us	0.029 s	0.0076s	ug/L s		02/03/12 08:05 s	02/05/12 10:57s	1s
Heptachlor epoxides	0.0095 s	Us	0.029 s	0.0068s	ug/L s		02/03/12 08:05 s	02/05/12 10:57s	1s
Methoxychlors	0.030s	Us	0.095 s	0.030s	ug/L s		02/03/12 08:05 s	02/05/12 10:57s	1s
Toxaphenes	0.48s	Us	1.9 s	0.30s	ug/L s		02/03/12 08:05 s	02/05/12 10:57s	1s

Sur ogater	*%Recoveryr*	*Qualifier*	*Limitsr*	*Preparedr*	*Analyzedr*	*Dil Facr*
DCB Decachlorobiphenyl2	*462*		*302 1352*	*02/03/12 08:052*	*02/05/12 10:572*	*12*
DCB Decachlorobiphenyl2	*442*		*302 1352*	*02/03/12 08:052*	*02/05/12 10:572*	*12*
Tetrachloro-m-xylene2	*832*		*52 1402*	*02/03/12 08:052*	*02/05/12 10:572*	*12*
Tetrachloro-m-xylene2	*832*		*52 1402*	*02/03/12 08:052*	*02/05/12 10:572*	*12*

Client Sample ID: FWGDETMW-004C-1878-GWi
Date Collected: 02/01/12 08:59 i
Date Received: 02/01/12 16:05 i

Lab Sample ID: 240-8176-20 i
Matr x: Water i

Method: 8082/DOD - Polychlor nated Biphenyls (PCBs) by Gas Chromatography i

Analytei	Resulti	Qualif er i	LOQi	DLi	Uniti	Di	Preparedi	Analyzedi	Dil Faci
Aroclor-1016s	0.19 s	Us	0.48s	0.16s	ug/L s		02/03/12 08:09 s	02/04/12 19:57s	1s
Aroclor-1221s	0.19 s	Us	0.48s	0.12s	ug/L s		02/03/12 08:09 s	02/04/12 19:57s	1s
Aroclor-1232s	0.19 s	Us	0.48s	0.15 s	ug/L s		02/03/12 08:09 s	02/04/12 19:57s	1s
Aroclor-1242s	0.38s	Us	0.48s	0.21s	ug/L s		02/03/12 08:09 s	02/04/12 19:57s	1s
Aroclor-1248s	0.19 s	Us	0.48s	0.095 s	ug/L s		02/03/12 08:09 s	02/04/12 19:57s	1s
Aroclor-1254s	0.19 s	Us	0.48s	0.15 s	ug/L s		02/03/12 08:09 s	02/04/12 19:57s	1s
Aroclor-1260s	0.19 s	Us	0.48s	0.16s	ug/L s		02/03/12 08:09 s	02/04/12 19:57s	1s

Sur ogater	*%Recoveryr*	*Qualifier*	*Limitsr*	*Preparedr*	*Analyzedr*	*Dil Facr*
Tetrachloro-m-xylene2	*682*		*402 1402*	*02/03/12 08:092*	*02/04/12 19:572*	*12*
Tetrachloro-m-xylene2	*712*		*402 1402*	*02/03/12 08:092*	*02/04/12 19:572*	*12*
DCB Decachlorobiphenyl2	*42*		*402 1352*	*02/03/12 08:092*	*02/04/12 19:572*	*12*
DCB Decachlorobiphenyl2	*42*		*402 1352*	*02/03/12 08:092*	*02/04/12 19:572*	*12*

Method: 8330 (Mod f ed) - Organic Compounds by UV/HPLC - Dissolved i

Analytei	Resulti	Qualif er i	LOQi	DLi	Uniti	Di	Preparedi	Analyzedi	Dil Faci
Nitroguanidines	6.0 Us		20s	2.4s	ug/L s		02/11/12 08:20s	02/14/12 20:31s	1s

Method: 8330/8330A - Nitroaromatics & Nitramines: Explosives (8330/A) i

Analytei	Resulti	Qualif er i	LOQi	DLi	Uniti	Di	Preparedi	Analyzedi	Dil Faci
Nitroglycerins	0.50 Us		0.65 s	0.33 s	ug/L s		02/07/12 13:10s	02/17/12 19:25 s	1s
PETNs	0.50 Us		0.65 s	0.30s	ug/L s		02/07/12 13:10s	02/17/12 19:25 s	1s
2-Amino-4,6-dinitrotoluenes	0.10 Us		0.20s	0.10s	ug/L s		02/07/12 13:10s	02/17/12 19:25 s	1s
4-Amino-2,6-dinitrotoluenes	0.050 Us		0.10s	0.050s	ug/L s		02/07/12 13:10s	02/17/12 19:25 s	1s
1,3-Dinitrobenzenes	0.050 Us		0.10s	0.050s	ug/L s		02/07/12 13:10s	02/17/12 19:25 s	1s
2,4-Dinitrotoluenes	0.050 Us		0.10s	0.050s	ug/L s		02/07/12 13:10s	02/17/12 19:25 s	1s
2,6-Dinitrotoluenes	0.050 Us		0.10s	0.050s	ug/L s		02/07/12 13:10s	02/17/12 19:25 s	1s
HMXi	**2.0 i**		0.10s	0.036s	ug/L s		02/07/12 13:10s	02/17/12 19:25 s	1s
Nitrobenzenes	0.050 Us		0.10s	0.050s	ug/L s		02/07/12 13:10s	02/17/12 19:25 s	1s
2-Nitrotoluenes	0.10 Us		0.50s	0.088s	ug/L s		02/07/12 13:10s	02/17/12 19:25 s	1s
3-Nitrotoluenes	0.10 Us		0.50s	0.057s	ug/L s		02/07/12 13:10s	02/17/12 19:25 s	1s
4-Nitrotoluenes	0.10 Us		0.65 s	0.088s	ug/L s		02/07/12 13:10s	02/17/12 19:25 s	1s
RDXi	**2.8 i**		0.10s	0.036s	ug/L s		02/07/12 13:10s	02/17/12 19:25 s	1s
Tetryls	0.050 Us		0.10s	0.050s	ug/L s		02/07/12 13:10s	02/17/12 19:25 s	1s
1,3,5-Trinitrobenzenes	0.050 Us		0.10s	0.030s	ug/L s		02/07/12 13:10s	02/17/12 19:25 s	1s
2,4,6-Trinitrotoluenes	0.050 Us		0.10s	0.050s	ug/L s		02/07/12 13:10s	02/17/12 19:25 s	1s

Sur ogater	*%Recoveryr*	*Qualifier*	*Limitsr*	*Preparedr*	*Analyzedr*	*Dil Facr*
3,4-Dinitrotoluene2	*962*		*792 1112*	*02/07/12 13:102*	*02/17/12 19:252*	*12*

General Chemistry i

Analytei	Resulti	Qualif er i	LOQi	DLi	Uniti	Di	Preparedi	Analyzedi	Dil Faci
Cyanide, Totals	0.010s	Us	0.010s	0.0050s	mg/L s		02/03/12 08:38s	02/03/12 12:01s	1s
Nitrocelluloses	1.0 Us		2.0s	0.48s	mg/L s		02/14/12 08:15 s	02/15/12 15:38s	1s

Client Sample ID: FWGDETMW-004C-1878-GF i
Date Collected: 02/01/12 08:59 i
Date Received: 02/01/12 16:05 i

Lab Sample ID: 240-8176-21 i
Matr x: Water i

Method: 6010B/DOD - Metals (ICP) - Total Recoverablei

Analytei	Resulti	Qualif er i	LOQi	DLi	Uniti	Di	Preparedi	Analyzedi	Dil Faci
Arsenics	10s	Us	10s	3.3s	ug/L s		02/08/12 11:39 s	02/09/12 15:28s	1s
Chromiums	4.0s	Us	7.0s	1.4s	ug/L s		02/08/12 11:39 s	02/09/12 15:28s	1s
Cobalts	4.0s	Us	7.0s	1.5s	ug/L s		02/08/12 11:39 s	02/09/12 15:28s	1s
Lead s	5.0s	Us	10s	1.7s	ug/L s		02/08/12 11:39 s	02/09/12 15:28s	1s
Seleniums	10s	Us	15 s	4.0s	ug/L s		02/08/12 11:39 s	02/09/12 15:28s	1s
Silvers	5.0s	Us	7.0s	1.7s	ug/L s		02/08/12 11:39 s	02/09/12 15:28s	1s
Vanadiums	4.0s	Us	7.0s	1.3s	ug/L s		02/08/12 11:39 s	02/09/12 15:28s	1s
Bar umi	52 i	Ji	200s	2.8s	ug/L s		02/08/12 11:39 s	02/09/12 15:28s	1s
Calc umi	120000 i		5000s	630s	ug/L s		02/08/12 11:39 s	02/09/12 15:28s	1s
Coppers	10s	Us	25 s	4.4s	ug/L s		02/08/12 11:39 s	02/09/12 15:28s	1s
Magnesiumi	24000 i		5000s	120s	ug/L s		02/08/12 11:39 s	02/09/12 15:28s	1s
Manganeses	5.0s	Us	15 s	1.8s	ug/L s		02/08/12 11:39 s	02/09/12 15:28s	1s
Nickels	5.0s	Us	40s	2.2s	ug/L s		02/08/12 11:39 s	02/09/12 15:28s	1s
Potassiumi	1200 i	Ji	5000s	300s	ug/L s		02/08/12 11:39 s	02/09/12 15:28s	1s

Method: 6020/DOD - Metals (ICP/MS) - Total Recoverablei

Analytei	Resulti	Qualif er i	LOQi	DLi	Uniti	Di	Preparedi	Analyzedi	Dil Faci
Aluminums	60s	Us	60s	20s	ug/L s		02/08/12 11:39 s	02/10/12 15:47s	1s
Antimonys	0.50s	Us	2.0s	0.21s	ug/L s		02/08/12 11:39 s	02/10/12 15:47s	1s
Berylliums	0.10s	Us	1.0s	0.033s	ug/L s		02/08/12 11:39 s	02/10/12 15:47s	1s
Cadmiumi	0.030 i	Ji	2.0s	0.023s	ug/L s		02/08/12 11:39 s	02/10/12 15:47s	1s
Irons	100s	Us	150s	44s	ug/L s		02/08/12 11:39 s	02/10/12 15:47s	1s
Sodiumi	1900 i		1000s	160s	ug/L s		02/08/12 11:39 s	02/10/12 15:47s	1s
Thalliums	1.0s	Us	2.0s	0.32s	ug/L s		02/08/12 11:39 s	02/10/12 15:47s	1s
Zinc i	11 i	Ji	40s	8.8s	ug/L s		02/08/12 11:39 s	02/10/12 15:47s	1s

Method: 7470A/DOD - Mercury (CVAA) i

Analytei	Resulti	Qualif er i	LOQi	DLi	Uniti	Di	Preparedi	Analyzedi	Dil Faci
Hgs	0.20s	Us	0.20s	0.12s	ug/L s		02/15/12 14:05 s	02/16/12 11:43 s	1s

Client Sample ID: FWGDETMW-003C-1877-GWi
Date Collected: 02/01/12 10:19 i
Date Received: 02/01/12 16:05 i

Lab Sample ID: 240-8176-22 i
Matr x: Water i

Method: 8260B/DoD - Volatile Organic Compounds (GC/MS) i

Analytei	Resulti	Qualif er i	LOQi	DLi	Uniti	Di	Preparedi	Analyzedi	Dil Faci
1,1,1-Trichloroethanes	0.25 s	Us	1.0s	0.22s	ug/L s			02/06/12 17:12s	1s
1,1,2,2-Tetrachloroethanes	0.25 s	Us	1.0s	0.18s	ug/L s			02/06/12 17:12s	1s
1,1,2-Trichloroethanes	0.50s	Us	1.0s	0.27s	ug/L s			02/06/12 17:12s	1s
1,1-Dichloroethanes	0.25 s	Us	1.0s	0.15 s	ug/L s			02/06/12 17:12s	1s
1,1-Dichloroethenes	0.25 s	Us	1.0s	0.19 s	ug/L s			02/06/12 17:12s	1s
1,2-Dichloroethanes	0.25 s	Us	1.0s	0.22s	ug/L s			02/06/12 17:12s	1s
1,2-Dichloroethene, Totals	0.50s	Us	2.0s	0.34s	ug/L s			02/06/12 17:12s	1s
1,2-Dichloropropanes	0.25 s	Us	1.0s	0.18s	ug/L s			02/06/12 17:12s	1s
2-Hexanones	0.50s	Us	10s	0.41s	ug/L s			02/06/12 17:12s	1s
Bromochloromethanes	0.50s	Us	1.0s	0.29 s	ug/L s			02/06/12 17:12s	1s
Acetones	1.1s	Us	10s	1.1s	ug/L s			02/06/12 17:12s	1s
Benzenes	0.25 s	Us	1.0s	0.13 s	ug/L s			02/06/12 17:12s	1s
Bromoforms	0.64s	Us	1.0s	0.64s	ug/L s			02/06/12 17:12s	1s
Bromomethanes	0.50s	Us	1.0s	0.41s	ug/L s			02/06/12 17:12s	1s
Carbon disulfides	0.25 s	Us	1.0s	0.13 s	ug/L s			02/06/12 17:12s	1s
Carbon tetrachlorides	0.25 s	Us	1.0s	0.13 s	ug/L s			02/06/12 17:12s	1s
Chlorobenzenes	0.25 s	Us	1.0s	0.15 s	ug/L s			02/06/12 17:12s	1s
Chloroethanes	0.50s	Us	1.0s	0.29 s	ug/L s			02/06/12 17:12s	1s
Chloroforms	0.25 s	Us	1.0s	0.16s	ug/L s			02/06/12 17:12s	1s
Chloromethanes	0.50s	Us	1.0s	0.30s	ug/L s			02/06/12 17:12s	1s
cis-1,2-Dichloroethenes	0.25 s	Us	1.0s	0.17s	ug/L s			02/06/12 17:12s	1s
cis-1,3-Dichloropropenes	0.25 s	Us	1.0s	0.14s	ug/L s			02/06/12 17:12s	1s
Bromodichloromethanes	0.25 s	Us	1.0s	0.15 s	ug/L s			02/06/12 17:12s	1s
Ethylbenzenes	0.25 s	Us	1.0s	0.17s	ug/L s			02/06/12 17:12s	1s
1,2-Dibromoethanes	0.25 s	Us	1.0s	0.24s	ug/L s			02/06/12 17:12s	1s
m-Xylene & p-Xylenes	0.50s	Us	2.0s	0.24s	ug/L s			02/06/12 17:12s	1s
2-Butanone (MEK)s	0.57s	Us	10s	0.57s	ug/L s			02/06/12 17:12s	1s
4-Methyl-2-pentanone (MIBK)s	0.50s	Us	10s	0.32s	ug/L s			02/06/12 17:12s	1s
Methylene Chlorides	0.50s	Us	1.0s	0.33 s	ug/L s			02/06/12 17:12s	1s
o-Xylenes	0.25 s	Us	1.0s	0.14s	ug/L s			02/06/12 17:12s	1s
Styrenes	0.25 s	Us	1.0s	0.11s	ug/L s			02/06/12 17:12s	1s
Tetrachloroethenes	0.50s	Us	1.0s	0.29 s	ug/L s			02/06/12 17:12s	1s
Toluenes	0.25 s	Us	1.0s	0.13 s	ug/L s			02/06/12 17:12s	1s
trans-1,2-Dichloroethenes	0.25 s	Us	1.0s	0.19 s	ug/L s			02/06/12 17:12s	1s
trans-1,3-Dichloropropenes	0.25 s	Us	1.0s	0.19 s	ug/L s			02/06/12 17:12s	1s
Trichloroethenes	0.25 s	Us	1.0s	0.17s	ug/L s			02/06/12 17:12s	1s
Vinyl chlorides	0.25 s	Us	1.0s	0.22s	ug/L s			02/06/12 17:12s	1s
Xylenes, Totals	0.75 s	Us	2.0s	0.28s	ug/L s			02/06/12 17:12s	1s
Dibromochloromethanes	0.25 s	Us	1.0s	0.18s	ug/L s			02/06/12 17:12s	1s

Sur ogater	*%Recoveryr*	*Qualifier*	*Limitsr*	*Preparedr*	*Analyzedr*	*Dil Facr*
1,2-Dichloroethane-d4 (Surr)2	*1042*		*702ā202*		*02/06/12 17:12*	*12*
4-Bromofluorobenzene (Surr)2	*802*		*752ā202*		*02/06/12 17:12*	*12*
Toluene-d8 (Surr)2	*942*		*852ā202*		*02/06/12 17:12*	*12*
Dibromofluoromethane (Surr)2	*1072*		*852ā152*		*02/06/12 17:12*	*12*

Method: 8270C/DoD - Semivolatile Organic Compounds (GC/MS) i

Analytei	Resulti	Qualif er i	LOQi	DLi	Uniti	Di	Preparedi	Analyzedi	Dil Faci
Acenaphthenes	0.095 s	Us	0.19 s	0.095 s	ug/L s		02/02/12 07:18s	02/15/12 16:43 s	1s
Acenaphthylenes	0.095 s	Us	0.19 s	0.095 s	ug/L s		02/02/12 07:18s	02/15/12 16:43 s	1s
Anthracenes	0.095 s	Us	0.19 s	0.095 s	ug/L s		02/02/12 07:18s	02/15/12 16:43 s	1s

Client Sample ID: FWGDETMW-003C-1877-GW **Lab Sample ID: 240-8176-22 i**

Date Collected: 02/01/12 10:19 i **Matr x: Water i**

Date Received: 02/01/12 16:05 i

Method: 8270C/DoD - Semivolatile Organic Compounds (GC/MS) (Continued) i

Analytei	Resulti	Qualif er i	LOQi	DL i	Uniti	Di	Prepared i	Analyzed i	Dil Fac i
Benzo[a]anthracenes	0.095 s	Us	0.19 s	0.095 s	ug/L s		02/02/12 07:18s	02/15/12 16:43 s	1s
Benzoic acid s	9.5 s	Us	24s	9.5 s	ug/L s		02/02/12 07:18s	02/15/12 16:43 s	1s
Benzo[b]fluoranthenes	0.095 s	Us	0.19 s	0.095 s	ug/L s		02/02/12 07:18s	02/15/12 16:43 s	1s
Benzo[k]fluoranthenes	0.095 s	Us	0.19 s	0.095 s	ug/L s		02/02/12 07:18s	02/15/12 16:43 s	1s
Benzyl alcohols	0.76s	Us	4.8s	0.36s	ug/L s		02/02/12 07:18s	02/15/12 16:43 s	1s
Bis(2-chloroethoxy)methanes	0.76s	Us	0.95 s	0.30s	ug/L s		02/02/12 07:18s	02/15/12 16:43 s	1s
Bis(2-chloroethyl)ethers	0.095 s	Us	0.95 s	0.095 s	ug/L s		02/02/12 07:18s	02/15/12 16:43 s	1s
4-Bromophenyl phenyl ethers	0.76s	Us	1.9 s	0.76s	ug/L s		02/02/12 07:18s	02/15/12 16:43 s	1s
Butyl benzyl phthalates	0.76s	Us	0.95 s	0.76s	ug/L s		02/02/12 07:18s	02/15/12 16:43 s	1s
2,4-Dimethylphenols	0.76s	Us	1.9 s	0.76s	ug/L s		02/02/12 07:18s	02/15/12 16:43 s	1s
Dimethyl phthalates	0.76s	Us	0.95 s	0.28s	ug/L s		02/02/12 07:18s	02/15/12 16:43 s	1s
4,6-Dinitro-2-methylphenols	2.3 s	Us	4.8s	2.3 s	ug/L s		02/02/12 07:18s	02/15/12 16:43 s	1s
2,4-Dinitrophenols	2.3 s	Us	4.8s	2.3 s	ug/L s		02/02/12 07:18s	02/15/12 16:43 s	1s
2,4-Dinitrotoluenes	0.76s	Us	4.8s	0.26s	ug/L s		02/02/12 07:18s	02/15/12 16:43 s	1s
2,6-Dinitrotoluenes	0.76s	Us	4.8s	0.76s	ug/L s		02/02/12 07:18s	02/15/12 16:43 s	1s
Fluoranthenes	0.095 s	Us	0.19 s	0.095 s	ug/L s		02/02/12 07:18s	02/15/12 16:43 s	1s
Fluorenes	0.095 s	Us	0.19 s	0.095 s	ug/L s		02/02/12 07:18s	02/15/12 16:43 s	1s
Hexachlorobenzenes	0.095 s	Us	0.19 s	0.095 s	ug/L s		02/02/12 07:18s	02/15/12 16:43 s	1s
Hexachlorobutadienes	0.76s	Us	0.95 s	0.26s	ug/L s		02/02/12 07:18s	02/15/12 16:43 s	1s
Hexachlorocyclopentadienes	0.76s	Us	9.5 s	0.76s	ug/L s		02/02/12 07:18s	02/15/12 16:43 s	1s
Hexachloroethanes	0.76s	Us	0.95 s	0.76s	ug/L s		02/02/12 07:18s	02/15/12 16:43 s	1s
N-Nitrosodiphenylamines	0.76s	Us	0.95 s	0.30s	ug/L s		02/02/12 07:18s	02/15/12 16:43 s	1s
N-Nitrosodi-n-propylamines	0.76s	Us	0.95 s	0.76s	ug/L s		02/02/12 07:18s	02/15/12 16:43 s	1s
1,4-Dichlorobenzenes	0.76s	Us	0.95 s	0.32s	ug/L s		02/02/12 07:18s	02/15/12 16:43 s	1s
2-Chloronaphthalenes	0.095 s	Us	0.95 s	0.095 s	ug/L s		02/02/12 07:18s	02/15/12 16:43 s	1s
2-Chlorophenols	0.76s	Us	0.95 s	0.28s	ug/L s		02/02/12 07:18s	02/15/12 16:43 s	1s
4-Chlorophenyl phenyl ethers	0.76s	Us	1.9 s	0.29 s	ug/L s		02/02/12 07:18s	02/15/12 16:43 s	1s
Chrysenes	0.095 s	Us	0.19 s	0.095 s	ug/L s		02/02/12 07:18s	02/15/12 16:43 s	1s
Dibenz(a,h)anthracenes	0.095 s	Us	0.19 s	0.095 s	ug/L s		02/02/12 07:18s	02/15/12 16:43 s	1s
Dibenzofurans	0.095 s	Us	0.95 s	0.095 s	ug/L s		02/02/12 07:18s	02/15/12 16:43 s	1s
Benzo[g,h,i]perylenes	0.095 s	Us	0.19 s	0.095 s	ug/L s		02/02/12 07:18s	02/15/12 16:43 s	1s
Benzo[a]pyrenes	0.095 s	U Qs	0.19 s	0.095 s	ug/L s		02/02/12 07:18s	02/15/12 16:43 s	1s
Di-n-butyl phthalates	0.76s	Us	0.95 s	0.64s	ug/L s		02/02/12 07:18s	02/15/12 16:43 s	1s
1,2-Dichlorobenzenes	0.76s	Us	0.95 s	0.28s	ug/L s		02/02/12 07:18s	02/15/12 16:43 s	1s
1,3-Dichlorobenzenes	0.76s	Us	0.95 s	0.76s	ug/L s		02/02/12 07:18s	02/15/12 16:43 s	1s
3,3'-Dichlorobenzidines	0.76s	Us	4.8s	0.35 s	ug/L s		02/02/12 07:18s	02/15/12 16:43 s	1s
2,4-Dichlorophenols	0.76s	Us	1.9 s	0.76s	ug/L s		02/02/12 07:18s	02/15/12 16:43 s	1s
Diethyl phthalates	0.76s	Us	0.95 s	0.57s	ug/L s		02/02/12 07:18s	02/15/12 16:43 s	1s
Indeno[1,2,3-cd]pyrenes	0.095 s	Us	0.19 s	0.095 s	ug/L s		02/02/12 07:18s	02/15/12 16:43 s	1s
Isophorones	0.76s	Us	0.95 s	0.26s	ug/L s		02/02/12 07:18s	02/15/12 16:43 s	1s
2-Methylnaphthalenes	0.095 s	Us	0.19 s	0.095 s	ug/L s		02/02/12 07:18s	02/15/12 16:43 s	1s
2-Methylphenols	0.76s	Us	0.95 s	0.76s	ug/L s		02/02/12 07:18s	02/15/12 16:43 s	1s
Naphthalenes	0.095 s	Us	0.19 s	0.095 s	ug/L s		02/02/12 07:18s	02/15/12 16:43 s	1s
2-Nitroanilines	0.76s	Us	1.9 s	0.76s	ug/L s		02/02/12 07:18s	02/15/12 16:43 s	1s
3-Nitroanilines	0.76s	Us	1.9 s	0.27s	ug/L s		02/02/12 07:18s	02/15/12 16:43 s	1s
4-Nitroanilines	0.76s	Us	1.9 s	0.76s	ug/L s		02/02/12 07:18s	02/15/12 16:43 s	1s
Nitrobenzenes	0.095 s	Us	0.95 s	0.038s	ug/L s		02/02/12 07:18s	02/15/12 16:43 s	1s
2-Nitrophenols	0.76s	Us	1.9 s	0.27s	ug/L s		02/02/12 07:18s	02/15/12 16:43 s	1s
4-Nitrophenols	2.3 s	Us	4.8s	2.3 s	ug/L s		02/02/12 07:18s	02/15/12 16:43 s	1s
Pyrenes	0.095 s	Us	0.19 s	0.095 s	ug/L s		02/02/12 07:18s	02/15/12 16:43 s	1s
Pentachlorophenols	2.3 s	Us	4.8s	2.3 s	ug/L s		02/02/12 07:18s	02/15/12 16:43 s	1s

Client Sample ID: FWGDETMW-003C-1877-GWi
Date Collected: 02/01/12 10:19 i
Date Received: 02/01/12 16:05 i

Lab Sample ID: 240-8176-22 i
Matr x: Water i

Method: 8270C/DoD - Semivolatile Organic Compounds (GC/MS) (Continued) i

Analytei	Resulti	Qualif er i	LOQi	DLi	Uniti	Di	Preparedi	Analyzedi	Dil Faci
Phenanthrenes	0.095 s	Us	0.19 s	0.095 s	ug/L s		02/02/12 07:18s	02/15/12 16:43 s	1s
1,2,4-Trichlorobenzenes	0.76s	Us	0.95 s	0.27s	ug/L s		02/02/12 07:18s	02/15/12 16:43 s	1s
2,4,5-Trichlorophenols	0.76s	Us	4.8s	0.29 s	ug/L s		02/02/12 07:18s	02/15/12 16:43 s	1s
2,4,6-Trichlorophenols	0.76s	Us	4.8s	0.76s	ug/L s		02/02/12 07:18s	02/15/12 16:43 s	1s
Phenols	0.76s	Us	0.95 s	0.57s	ug/L s		02/02/12 07:18s	02/15/12 16:43 s	1s
Carbazoles	0.76s	Us	0.95 s	0.27s	ug/L s		02/02/12 07:18s	02/15/12 16:43 s	1s
4-Chloroanilines	0.76s	Us	1.9 s	0.76s	ug/L s		02/02/12 07:18s	02/15/12 16:43 s	1s
3 & 4 Methylphenols	0.76s	Us	1.9 s	0.76s	ug/L s		02/02/12 07:18s	02/15/12 16:43 s	1s
Bis(2-ethylhexyl) phthalates	0.76s	Us	1.9 s	0.76s	ug/L s		02/02/12 07:18s	02/15/12 16:43 s	1s
Di-n-octyl phthalates	0.76s	Us	0.95 s	0.76s	ug/L s		02/02/12 07:18s	02/15/12 16:43 s	1s
4-Chloro-3-methylphenols	0.76s	Us	1.9 s	0.76s	ug/L s		02/02/12 07:18s	02/15/12 16:43 s	1s
2,2'-oxybis[1-chloropropane] s	0.76s	Us	0.95 s	0.38s	ug/L s		02/02/12 07:18s	02/15/12 16:43 s	1s

Sur ogater	*%Recoveryr*	*Qualifier*	*Limitsr*	*Preparedr*	*Analyzedr*	*Dil Facr*
-Fluorobiphenyl (Surr)2	*612*		*502 1102*	*02/02/12 07:182*	*02/15/12 16:432*	*12*
-Fluorophenol (Surr)2	*712*		*0 - 1102*	*02/02/12 07:182*	*02/15/12 16:432*	*12*
Nitrobenzene-d5 (Surr)2	*72*		*402 1102*	*02/02/12 07:182*	*02/15/12 16:432*	*12*
Terphenyl-d14 (Surr)2	*72*		*502 1352*	*02/02/12 07:182*	*02/15/12 16:432*	*12*
,4,6-Tribromophenol (Surr)2	*692*		*402 1252*	*02/02/12 07:182*	*02/15/12 16:432*	*12*
Phenol-d5 (Surr)2	*72*		*102 1152*	*02/02/12 07:182*	*02/15/12 16:432*	*12*

Method: 8081/DOD - Organochlor ne Pestic des (GC) i

Analytei	Resulti	Qualif er i	LOQi	DLi	Uniti	Di	Preparedi	Analyzedi	Dil Faci
4,4'-DDD	0.0095 s	Us	0.048s	0.0091s	ug/L s		02/03/12 08:05 s	02/05/12 11:21s	1s
4,4'-DDEs	0.0095 s	Us	0.048s	0.0092s	ug/L s		02/03/12 08:05 s	02/05/12 11:21s	1s
4,4'-DDTs	0.029 s	Us	0.048s	0.015 s	ug/L s		02/03/12 08:05 s	02/05/12 11:21s	1s
Aldrins	0.0095 s	Us	0.029 s	0.0078s	ug/L s		02/03/12 08:05 s	02/05/12 11:21s	1s
alpha-BHCs	0.0095 s	Us	0.029 s	0.0067s	ug/L s		02/03/12 08:05 s	02/05/12 11:21s	1s
alpha-Chlordanes	0.013 s	Us	0.048s	0.013 s	ug/L s		02/03/12 08:05 s	02/05/12 11:21s	1s
beta-BHCs	0.0095 s	Us	0.048s	0.0080s	ug/L s		02/03/12 08:05 s	02/05/12 11:21s	1s
delta-BHCs	0.0095 s	Us	0.048s	0.0083 s	ug/L s		02/03/12 08:05 s	02/05/12 11:21s	1s
Dieldrins	0.0095 s	Us	0.029 s	0.0071s	ug/L s		02/03/12 08:05 s	02/05/12 11:21s	1s
Endosulfan Is	0.012s	Us	0.048s	0.012s	ug/L s		02/03/12 08:05 s	02/05/12 11:21s	1s
Endosulfan IIs	0.011s	Us	0.048s	0.011s	ug/L s		02/03/12 08:05 s	02/05/12 11:21s	1s
Endosulfan sulfates	0.010s	Us	0.048s	0.010s	ug/L s		02/03/12 08:05 s	02/05/12 11:21s	1s
Endrins	0.010s	Us	0.048s	0.010s	ug/L s		02/03/12 08:05 s	02/05/12 11:21s	1s
Endrin aldehydes	0.010s	Us	0.048s	0.010s	ug/L s		02/03/12 08:05 s	02/05/12 11:21s	1s
Endrin ketones	0.0095 s	Us	0.048s	0.0074s	ug/L s		02/03/12 08:05 s	02/05/12 11:21s	1s
gamma-BHC (Lindane)s	0.0095 s	Us	0.048s	0.0061s	ug/L s		02/03/12 08:05 s	02/05/12 11:21s	1s
gamma-Chlordanes	0.011s	Us	0.048s	0.011s	ug/L s		02/03/12 08:05 s	02/05/12 11:21s	1s
Heptachlors	0.0095 s	Us	0.029 s	0.0076s	ug/L s		02/03/12 08:05 s	02/05/12 11:21s	1s
Heptachlor epoxides	0.0095 s	Us	0.029 s	0.0068s	ug/L s		02/03/12 08:05 s	02/05/12 11:21s	1s
Methoxychlors	0.030s	Us	0.095 s	0.030s	ug/L s		02/03/12 08:05 s	02/05/12 11:21s	1s
Toxaphenes	0.48s	Us	1.9 s	0.30s	ug/L s		02/03/12 08:05 s	02/05/12 11:21s	1s

Sur ogater	*%Recoveryr*	*Qualifier*	*Limitsr*	*Preparedr*	*Analyzedr*	*Dil Facr*
DCB Decachlorobiphenyl2	*692*		*302 1352*	*02/03/12 08:052*	*02/05/12 11:212*	*12*
DCB Decachlorobiphenyl2	*652*	*M2*	*302 1352*	*02/03/12 08:052*	*02/05/12 11:212*	*12*
Tetrachloro-m-xylene2	*1902*	*Q2*	*52 1402*	*02/03/12 08:052*	*02/05/12 11:212*	*12*
Tetrachloro-m-xylene2	*782*		*52 1402*	*02/03/12 08:052*	*02/05/12 11:212*	*12*

Client Sample ID: FWGDETMW-003C-1877-GW **Lab Sample ID: 240-8176-22 i**

Date Collected: 02/01/12 10:19 i **Matr x: Water i**

Date Received: 02/01/12 16:05 i

Method: 8082/DOD - Polychlor nated Biphenyls (PCBs) by Gas Chromatography i

Analytei	Resulti	Qualif er i	LOQi	DLi	Uniti	Di	Preparedi	Analyzedi	Dil Faci
Aroclor-1016s	0.19 s	Us	0.48s	0.16s	ug/L s		02/03/12 08:09 s	02/10/12 00:53 s	1s
Aroclor-1221s	0.19 s	Us	0.48s	0.12s	ug/L s		02/03/12 08:09 s	02/10/12 00:53 s	1s
Aroclor-1232s	0.19 s	Us	0.48s	0.15 s	ug/L s		02/03/12 08:09 s	02/10/12 00:53 s	1s
Aroclor-1242s	0.38s	Us	0.48s	0.21s	ug/L s		02/03/12 08:09 s	02/10/12 00:53 s	1s
Aroclor-1248s	0.19 s	Us	0.48s	0.095 s	ug/L s		02/03/12 08:09 s	02/10/12 00:53 s	1s
Aroclor-1254s	0.19 s	Us	0.48s	0.15 s	ug/L s		02/03/12 08:09 s	02/10/12 00:53 s	1s
Aroclor-1260s	0.19 s	Us	0.48s	0.16s	ug/L s		02/03/12 08:09 s	02/10/12 00:53 s	1s

Sur ogater	*%Recoveryr*	*Qualifier*	*Limitsr*	*Preparedr*	*Analyzedr*	*Dil Facr*
Tetrachloro-m-xylene2	*562*		*402 1402*	*02/03/12 08:092*	*02/10/12 00:532*	*12*
Tetrachloro-m-xylene2	*62*		*402 1402*	*02/03/12 08:092*	*02/10/12 00:532*	*12*
DCB Decachlorobiphenyl2	*42*	*Q2*	*402 1352*	*02/03/12 08:092*	*02/10/12 00:532*	*12*
DCB Decachlorobiphenyl2	*72*	*Q2*	*402 1352*	*02/03/12 08:092*	*02/10/12 00:532*	*12*

Method: 8330 (Mod f ed) - Organic Compounds by UV/HPLC - Dissolved i

Analytei	Resulti	Qualif er i	LOQi	DLi	Uniti	Di	Preparedi	Analyzedi	Dil Faci
Nitroguanidines	6.0	Us	20s	2.4s	ug/L s		02/11/12 08:20s	02/14/12 20:46s	1s

Method: 8330/8330A - Nitroaromatics & Nitramines: Explosives (8330/A) i

Analytei	Resulti	Qualif er i	LOQi	DLi	Uniti	Di	Preparedi	Analyzedi	Dil Faci
Nitroglycerins	0.50	Us	0.64s	0.33 s	ug/L s		02/07/12 13:10s	02/17/12 20:05 s	0.99 s
PETNs	0.50	Us	0.64s	0.30s	ug/L s		02/07/12 13:10s	02/17/12 20:05 s	0.99 s
2-Amino-4,6-dinitrotoluenes	0.099	Us	0.20s	0.099 s	ug/L s		02/07/12 13:10s	02/17/12 20:05 s	0.99 s
4-Amino-2,6-dinitrotoluenes	0.050	Us	0.099 s	0.050s	ug/L s		02/07/12 13:10s	02/17/12 20:05 s	0.99 s
1,3-Dinitrobenzenes	0.050	Us	0.099 s	0.050s	ug/L s		02/07/12 13:10s	02/17/12 20:05 s	0.99 s
2,4-Dinitrotoluenes	0.050	Us	0.099 s	0.050s	ug/L s		02/07/12 13:10s	02/17/12 20:05 s	0.99 s
2,6-Dinitrotoluenes	0.050	Us	0.099 s	0.050s	ug/L s		02/07/12 13:10s	02/17/12 20:05 s	0.99 s
HMXs	0.050	Us	0.099 s	0.036s	ug/L s		02/07/12 13:10s	02/17/12 20:05 s	0.99 s
Nitrobenzenes	0.050	Us	0.099 s	0.050s	ug/L s		02/07/12 13:10s	02/17/12 20:05 s	0.99 s
2-Nitrotoluenes	0.099	Us	0.50s	0.087s	ug/L s		02/07/12 13:10s	02/17/12 20:05 s	0.99 s
3-Nitrotoluenes	0.099	Us	0.50s	0.056s	ug/L s		02/07/12 13:10s	02/17/12 20:05 s	0.99 s
4-Nitrotoluenes	0.099	Us	0.64s	0.087s	ug/L s		02/07/12 13:10s	02/17/12 20:05 s	0.99 s
RDXs	0.050	Us	0.099 s	0.036s	ug/L s		02/07/12 13:10s	02/17/12 20:05 s	0.99 s
Tetryls	0.050	Us	0.099 s	0.050s	ug/L s		02/07/12 13:10s	02/17/12 20:05 s	0.99 s
1,3,5-Trinitrobenzenes	0.050	Us	0.099 s	0.030s	ug/L s		02/07/12 13:10s	02/17/12 20:05 s	0.99 s
2,4,6-Trinitrotoluenes	0.050	Us	0.099 s	0.050s	ug/L s		02/07/12 13:10s	02/17/12 20:05 s	0.99 s

Sur ogater	*%Recoveryr*	*Qualifier*	*Limitsr*	*Preparedr*	*Analyzedr*	*Dil Facr*
3,4-Dinitrotoluene2	*992*		*792 1112*	*02/07/12 13:102*	*02/17/12 20:052*	*0.992*

General Chemistry i

Analytei	Resulti	Qualif er i	LOQi	DLi	Uniti	Di	Preparedi	Analyzedi	Dil Faci
Cyanide, Totals	0.010s	Us	0.010s	0.0050s	mg/L s		02/03/12 08:38s	02/03/12 12:01s	1s
Nitrocelluloses	1.0	Us	2.0s	0.48s	mg/L s		02/14/12 08:15 s	02/15/12 15:40s	1s

Client Sample ID: FWGDETMW-003C-1877-GF i
Date Collected: 02/01/12 10:19 i
Date Received: 02/01/12 16:05 i

Lab Sample ID: 240-8176-23 i
Matr x: Water i

Method: 6010B/DOD - Metals (ICP) - Total Recoverablei

Analytei	Resulti	Qualif er i	LOQi	DLi	Uniti	Di	Preparedi	Analyzedi	Dil Faci
Arsenic i	6.9 i	Ji	10s	3.3 s	ug/L s		02/08/12 11:39 s	02/09/12 15:34s	1s
Chromiums	4.0s	Us	7.0s	1.4s	ug/L s		02/08/12 11:39 s	02/09/12 15:34s	1s
Cobalts	4.0s	Us	7.0s	1.5 s	ug/L s		02/08/12 11:39 s	02/09/12 15:34s	1s
Lead s	5.0s	Us	10s	1.7s	ug/L s		02/08/12 11:39 s	02/09/12 15:34s	1s
Seleniums	10s	Us	15 s	4.0s	ug/L s		02/08/12 11:39 s	02/09/12 15:34s	1s
Silvers	5.0s	Us	7.0s	1.7s	ug/L s		02/08/12 11:39 s	02/09/12 15:34s	1s
Vanadiums	4.0s	Us	7.0s	1.3 s	ug/L s		02/08/12 11:39 s	02/09/12 15:34s	1s
Bar umi	47 i	Ji	200s	2.8s	ug/L s		02/08/12 11:39 s	02/09/12 15:34s	1s
Calc umi	84000 i		5000s	630s	ug/L s		02/08/12 11:39 s	02/09/12 15:34s	1s
Coppers	10s	Us	25 s	4.4s	ug/L s		02/08/12 11:39 s	02/09/12 15:34s	1s
Magnesiumi	29000 i		5000s	120s	ug/L s		02/08/12 11:39 s	02/09/12 15:34s	1s
Manganesei	250 i		15 s	1.8s	ug/L s		02/08/12 11:39 s	02/09/12 15:34s	1s
Nickels	5.0s	Us	40s	2.2s	ug/L s		02/08/12 11:39 s	02/09/12 15:34s	1s
Potassiumi	1700 i	Ji	5000s	300s	ug/L s		02/08/12 11:39 s	02/09/12 15:34s	1s

Method: 6020/DOD - Metals (ICP/MS) - Total Recoverablei

Analytei	Resulti	Qualif er i	LOQi	DLi	Uniti	Di	Preparedi	Analyzedi	Dil Faci
Aluminums	60s	Us	60s	20s	ug/L s		02/08/12 11:39 s	02/10/12 15:52s	1s
Antimonys	0.50s	Us	2.0s	0.21s	ug/L s		02/08/12 11:39 s	02/10/12 15:52s	1s
Berylliums	0.10s	Us	1.0s	0.033 s	ug/L s		02/08/12 11:39 s	02/10/12 15:52s	1s
Cadmiums	0.070s	Us	2.0s	0.023 s	ug/L s		02/08/12 11:39 s	02/10/12 15:52s	1s
Ironi	1700 i		150s	44s	ug/L s		02/08/12 11:39 s	02/10/12 15:52s	1s
Sodiumi	10000 i		1000s	160s	ug/L s		02/08/12 11:39 s	02/10/12 15:52s	1s
Thalliums	1.0s	Us	2.0s	0.32s	ug/L s		02/08/12 11:39 s	02/10/12 15:52s	1s
Zincs	20s	Us	40s	8.8s	ug/L s		02/08/12 11:39 s	02/10/12 15:52s	1s

Method: 7470A/DOD - Mercury (CVAA) i

Analytei	Resulti	Qualif er i	LOQi	DLi	Uniti	Di	Preparedi	Analyzedi	Dil Faci
Hgs	0.20s	Us	0.20s	0.12s	ug/L s		02/15/12 14:05 s	02/16/12 11:44s	1s

Client Sample ID: FWGDA2MW-108C-1879-GWi
Date Collected: 02/01/12 11:59 i
Date Received: 02/01/12 16:05 i

Lab Sample ID: 240-8176-24 i
Matr x: Water i

Method: 8270C/DoD - Semivolatile Organic Compounds (GC/MS) i

Analytei	Resulti	Qualif er i	LOQi	DLi	Uniti	Di	Preparedi	Analyzedi	Dil Faci
Butyl benzyl phthalates	0.76s	Us	0.95 s	0.76s	ug/L s		02/02/12 07:18s	02/15/12 17:01s	1s
Dimethyl phthalates	0.76s	Us	0.95 s	0.28s	ug/L s		02/02/12 07:18s	02/15/12 17:01s	1s
2,4-Dinitrotoluenes	0.76s	Us	4.8s	0.26s	ug/L s		02/02/12 07:18s	02/15/12 17:01s	1s
2,6-Dinitrotoluenes	0.76s	Us	4.8s	0.76s	ug/L s		02/02/12 07:18s	02/15/12 17:01s	1s
Di-n-butyl phthalates	0.76s	Us	0.95 s	0.64s	ug/L s		02/02/12 07:18s	02/15/12 17:01s	1s
Diethyl phthalates	0.76s	Us	0.95 s	0.57s	ug/L s		02/02/12 07:18s	02/15/12 17:01s	1s
Nitrobenzenes	0.095 s	Us	0.95 s	0.038s	ug/L s		02/02/12 07:18s	02/15/12 17:01s	1s
Bis(2-ethylhexyl) phthalates	0.76s	Us	1.9 s	0.76s	ug/L s		02/02/12 07:18s	02/15/12 17:01s	1s
Di-n-octyl phthalates	0.76s	Us	0.95 s	0.76s	ug/L s		02/02/12 07:18s	02/15/12 17:01s	1s

Sur ogater	*%Recoveryr*	*Qualifier*	*Limitsr*	*Preparedr*	*Analyzedr*	*Dil Facr*
-Fluorobiphenyl (Surr)2	*502*		*502 1102*	*02/02/12 07:182*	*02/15/12 17:012*	*12*
-Fluorophenol (Surr)2	*562*		*022 1102*	*02/02/12 07:182*	*02/15/12 17:012*	*12*
Nitrobenzene-d5 (Surr)2	*562*		*402 1102*	*02/02/12 07:182*	*02/15/12 17:012*	*12*
Terphenyl-d14 (Surr)2	*72*		*502 1352*	*02/02/12 07:182*	*02/15/12 17:012*	*12*
,4,6-Tribromophenol (Surr)2	*652*		*402 1252*	*02/02/12 07:182*	*02/15/12 17:012*	*12*
Phenol-d5 (Surr)2	*612*		*102 1152*	*02/02/12 07:182*	*02/15/12 17:012*	*12*

Method: 8082/DOD - Polychlor nated Biphenyls (PCBs) by Gas Chromatography i

Analytei	Resulti	Qualif er i	LOQi	DLi	Uniti	Di	Preparedi	Analyzedi	Dil Faci
Aroclor-1016s	0.19 s	Us	0.48s	0.16s	ug/L s		02/06/12 08:53 s	02/10/12 01:23 s	1s
Aroclor-1221s	0.19 s	Us	0.48s	0.12s	ug/L s		02/06/12 08:53 s	02/10/12 01:23 s	1s
Aroclor-1232s	0.19 s	Us	0.48s	0.15 s	ug/L s		02/06/12 08:53 s	02/10/12 01:23 s	1s
Aroclor-1242s	0.38s	Us	0.48s	0.21s	ug/L s		02/06/12 08:53 s	02/10/12 01:23 s	1s
Aroclor-1248s	0.19 s	Us	0.48s	0.095 s	ug/L s		02/06/12 08:53 s	02/10/12 01:23 s	1s
Aroclor-1254s	0.19 s	Us	0.48s	0.15 s	ug/L s		02/06/12 08:53 s	02/10/12 01:23 s	1s
Aroclor-1260s	0.19 s	Us	0.48s	0.16s	ug/L s		02/06/12 08:53 s	02/10/12 01:23 s	1s

Sur ogater	*%Recoveryr*	*Qualifier*	*Limitsr*	*Preparedr*	*Analyzedr*	*Dil Facr*
Tetrachloro-m-xylene2	*772*		*402 1402*	*02/06/12 08:532*	*02/10/12 01:232*	*12*
Tetrachloro-m-xylene2	*792*		*402 1402*	*02/06/12 08:532*	*02/10/12 01:232*	*12*
DCB Decachlorobiphenyl2	*712*		*402 1352*	*02/06/12 08:532*	*02/10/12 01:232*	*12*
DCB Decachlorobiphenyl2	*732*		*402 1352*	*02/06/12 08:532*	*02/10/12 01:232*	*12*

Method: 8330 (Modif ed) - Organic Compounds by UV/HPLC - Dissolved i

Analytei	Resulti	Qualif er i	LOQi	DLi	Uniti	Di	Preparedi	Analyzedi	Dil Faci
Nitroguanidines	6.0	Us	20s	2.4s	ug/L s		02/11/12 08:20s	02/14/12 21:00s	1s

Method: 8330/8330A - Nitroaromatics & Nitramines: Explosives (8330/A) i

Analytei	Resulti	Qualif er i	LOQi	DLi	Uniti	Di	Preparedi	Analyzedi	Dil Faci
Nitroglycerins	0.50	Us	0.66s	0.33 s	ug/L s		02/07/12 13:10s	02/17/12 20:45 s	1.01s
PETNs	0.50	Us	0.66s	0.30s	ug/L s		02/07/12 13:10s	02/17/12 20:45 s	1.01s
2-Amino-4,6-dinitrotoluenes	0.10	Us	0.20s	0.10s	ug/L s		02/07/12 13:10s	02/17/12 20:45 s	1.01s
4-Amino-2,6-dinitrotoluenes	0.050	Us	0.10s	0.050s	ug/L s		02/07/12 13:10s	02/17/12 20:45 s	1.01s
1,3-Dinitrobenzenes	0.050	Us	0.10s	0.050s	ug/L s		02/07/12 13:10s	02/17/12 20:45 s	1.01s
2,4-Dinitrotoluenes	0.050	Us	0.10s	0.050s	ug/L s		02/07/12 13:10s	02/17/12 20:45 s	1.01s
2,6-Dinitrotoluenes	0.050	Us	0.10s	0.050s	ug/L s		02/07/12 13:10s	02/17/12 20:45 s	1.01s
HMXs	0.050	Us	0.10s	0.036s	ug/L s		02/07/12 13:10s	02/17/12 20:45 s	1.01s
Nitrobenzenes	0.050	Us	0.10s	0.050s	ug/L s		02/07/12 13:10s	02/17/12 20:45 s	1.01s
2-Nitrotoluenes	0.10	Us	0.50s	0.089 s	ug/L s		02/07/12 13:10s	02/17/12 20:45 s	1.01s
3-Nitrotoluenes	0.10	Us	0.50s	0.058s	ug/L s		02/07/12 13:10s	02/17/12 20:45 s	1.01s
4-Nitrotoluenes	0.10	Us	0.66s	0.089 s	ug/L s		02/07/12 13:10s	02/17/12 20:45 s	1.01s

Client Sample ID: FWGDA2MW-108C-1879-GWi
Lab Sample ID: 240-8176-24 i
Date Collected: 02/01/12 11:59 i
Matr x: Water i
Date Received: 02/01/12 16:05 i

Method: 8330/8330A - Nitroaromatics & Nitramines: Explosives (8330/A) (Continued) i

Analytei	Resulti	Qualif er i	LOQi	DL i	Uniti	Di	Prepared i	Analyzed i	Dil Fac i
RDXs	0.050 Us		0.10s	0.036s	ug/L s		02/07/12 13:10s	02/17/12 20:45 s	1.01s
Tetryls	0.050 Us		0.10s	0.050s	ug/L s		02/07/12 13:10s	02/17/12 20:45 s	1.01s
1,3,5-Trinitrobenzenes	0.050 Us		0.10s	0.030s	ug/L s		02/07/12 13:10s	02/17/12 20:45 s	1.01s
2,4,6-Trinitrotoluenes	0.050 Us		0.10s	0.050s	ug/L s		02/07/12 13:10s	02/17/12 20:45 s	1.01s

Sur ogater	*%Recoveryr*	*Qualifier*	*Limitsr*	*Preparedr*	*Analyzedr*	*Dil Facr*
3,4-Dinitrotoluene2	*992*		*792112*	*02/07/12 13:102*	*02/17/12 20:452*	*1.012*

General Chemistry i

Analytei	Resulti	Qualif er i	LOQi	DL i	Uniti	Di	Prepared i	Analyzed i	Dil Fac i
Nitrocelluloses	1.0 Us		2.0s	0.48s	mg/L s		02/14/12 08:15 s	02/15/12 15:42s	1s

Client Sample ID: FWGDA2MW-108C-1879-GF i
Date Collected: 02/01/12 11:59 i
Date Received: 02/01/12 16:05 i

Lab Sample ID: 240-8176-25 i
Matr x: Water i

Method: 6010B/DOD - Metals (ICP) - Total Recoverablei

Analytei	Resulti	Qualif er i	LOQi	DLi	Uniti	Di	Preparedi	Analyzedi	Dil Faci
Arsenics	10s	Us	10s	3.3s	ug/L s		02/08/12 11:39 s	02/09/12 15:40s	1s
Chromiums	4.0s	Us	7.0s	1.4s	ug/L s		02/08/12 11:39 s	02/09/12 15:40s	1s
Cobalts	4.0s	Us	7.0s	1.5s	ug/L s		02/08/12 11:39 s	02/09/12 15:40s	1s
Lead s	5.0s	Us	10s	1.7s	ug/L s		02/08/12 11:39 s	02/09/12 15:40s	1s
Seleniums	10s	Us	15 s	4.0s	ug/L s		02/08/12 11:39 s	02/09/12 15:40s	1s
Silvers	5.0s	Us	7.0s	1.7s	ug/L s		02/08/12 11:39 s	02/09/12 15:40s	1s
Vanadiums	4.0s	Us	7.0s	1.3s	ug/L s		02/08/12 11:39 s	02/09/12 15:40s	1s
Bar umi	31 i	Ji	200s	2.8s	ug/L s		02/08/12 11:39 s	02/09/12 15:40s	1s
Calc umi	56000 i		5000s	630s	ug/L s		02/08/12 11:39 s	02/09/12 15:40s	1s
Coppers	10s	Us	25 s	4.4s	ug/L s		02/08/12 11:39 s	02/09/12 15:40s	1s
Magnesiumi	19000 i		5000s	120s	ug/L s		02/08/12 11:39 s	02/09/12 15:40s	1s
Manganesei	310 i		15 s	1.8s	ug/L s		02/08/12 11:39 s	02/09/12 15:40s	1s
Nickels	5.0s	Us	40s	2.2s	ug/L s		02/08/12 11:39 s	02/09/12 15:40s	1s
Potassiumi	2500 i	Ji	5000s	300s	ug/L s		02/08/12 11:39 s	02/09/12 15:40s	1s

Method: 6020/DOD - Metals (ICP/MS) - Total Recoverablei

Analytei	Resulti	Qualif er i	LOQi	DLi	Uniti	Di	Preparedi	Analyzedi	Dil Faci
Aluminums	60s	Us	60s	20s	ug/L s		02/08/12 11:39 s	02/10/12 15:57s	1s
Antimonys	0.50s	Us	2.0s	0.21s	ug/L s		02/08/12 11:39 s	02/10/12 15:57s	1s
Berylliums	0.10s	Us	1.0s	0.033s	ug/L s		02/08/12 11:39 s	02/10/12 15:57s	1s
Cadmiums	0.070s	Us	2.0s	0.023s	ug/L s		02/08/12 11:39 s	02/10/12 15:57s	1s
Ironi	1800 i		150s	44s	ug/L s		02/08/12 11:39 s	02/10/12 15:57s	1s
Sodiumi	9300 i		1000s	160s	ug/L s		02/08/12 11:39 s	02/10/12 15:57s	1s
Thalliums	1.0s	Us	2.0s	0.32s	ug/L s		02/08/12 11:39 s	02/10/12 15:57s	1s
Zincs	20s	Us	40s	8.8s	ug/L s		02/08/12 11:39 s	02/10/12 15:57s	1s

Method: 7470A/DOD - Mercury (CVAA) i

Analytei	Resulti	Qualif er i	LOQi	DLi	Uniti	Di	Preparedi	Analyzedi	Dil Faci
Hg i	0.13 i	Ji	0.20s	0.12s	ug/L s		02/15/12 14:05 s	02/16/12 11:46s	1s

Method: 8260B/DoD - Volatile Organic Compounds (GC/MS)

Lab Sample ID: MB 240-32586/5
Matrix: Water
Analysis Batch: 32586

Client Sample ID: Method Blank
Prep Type: Total/NA

Analyte	MB Result	MB Qualifier	LOQ	DL	Unit	D	Prepared	Analyzed	Dil Fac
1,1,1-Trichloroethane	0.25	U	1.0	0.22	ug/L			02/03/12 11:54	1
1,1,2,2-Tetrachloroethane	0.25	U	1.0	0.18	ug/L			02/03/12 11:54	1
1,1,2-Trichloroethane	0.50	U	1.0	0.27	ug/L			02/03/12 11:54	1
1,1-Dichloroethane	0.25	U	1.0	0.15	ug/L			02/03/12 11:54	1
1,1-Dichloroethene	0.25	U	1.0	0.19	ug/L			02/03/12 11:54	1
1,2-Dichloroethane	0.25	U	1.0	0.22	ug/L			02/03/12 11:54	1
1,2-Dichloroethene, Total	0.50	U	2.0	0.34	ug/L			02/03/12 11:54	1
1,2-Dichloropropane	0.25	U	1.0	0.18	ug/L			02/03/12 11:54	1
2-Hexanone	0.50	U	10	0.41	ug/L			02/03/12 11:54	1
Bromochloromethane	0.50	U	1.0	0.29	ug/L			02/03/12 11:54	1
Acetone	1.1	U	10	1.1	ug/L			02/03/12 11:54	1
Benzene	0.25	U	1.0	0.13	ug/L			02/03/12 11:54	1
Bromoform	0.64	U	1.0	0.64	ug/L			02/03/12 11:54	1
Bromomethane	0.50	U	1.0	0.41	ug/L			02/03/12 11:54	1
Carbon disulfide	0.25	U	1.0	0.13	ug/L			02/03/12 11:54	1
Carbon tetrachloride	0.25	U	1.0	0.13	ug/L			02/03/12 11:54	1
Chlorobenzene	0.25	U	1.0	0.15	ug/L			02/03/12 11:54	1
Chloroethane	0.50	U	1.0	0.29	ug/L			02/03/12 11:54	1
Chloroform	0.25	U	1.0	0.16	ug/L			02/03/12 11:54	1
Chloromethane	0.50	U	1.0	0.30	ug/L			02/03/12 11:54	1
cis-1,2-Dichloroethene	0.25	U	1.0	0.17	ug/L			02/03/12 11:54	1
cis-1,3-Dichloropropene	0.25	U	1.0	0.14	ug/L			02/03/12 11:54	1
Bromodichloromethane	0.25	U	1.0	0.15	ug/L			02/03/12 11:54	1
Ethylbenzene	0.25	U	1.0	0.17	ug/L			02/03/12 11:54	1
1,2-Dibromoethane	0.25	U	1.0	0.24	ug/L			02/03/12 11:54	1
m-Xylene & p-Xylene	0.50	U	2.0	0.24	ug/L			02/03/12 11:54	1
2-Butanone (MEK)	0.57	U	10	0.57	ug/L			02/03/12 11:54	1
4-Methyl-2-pentanone (MIBK)	0.50	U	10	0.32	ug/L			02/03/12 11:54	1
Methylene Chloride	2.48		1.0	0.33	ug/L			02/03/12 11:54	1
o-Xylene	0.25	U	1.0	0.14	ug/L			02/03/12 11:54	1
Styrene	0.25	U	1.0	0.11	ug/L			02/03/12 11:54	1
Tetrachloroethene	0.50	U	1.0	0.29	ug/L			02/03/12 11:54	1
Toluene	0.25	U	1.0	0.13	ug/L			02/03/12 11:54	1
trans-1,2-Dichloroethene	0.25	U	1.0	0.19	ug/L			02/03/12 11:54	1
trans-1,3-Dichloropropene	0.25	U	1.0	0.19	ug/L			02/03/12 11:54	1
Trichloroethene	0.25	U	1.0	0.17	ug/L			02/03/12 11:54	1
Vinyl chloride	0.25	U	1.0	0.22	ug/L			02/03/12 11:54	1
Xylenes, Total	0.75	U	2.0	0.28	ug/L			02/03/12 11:54	1
Dibromochloromethane	0.25	U	1.0	0.18	ug/L			02/03/12 11:54	1

Surrogate	*MB %Recovery*	*MB Qualifier*	*Limits*	*Prepared*	*Analyzed*	*Dil Fac*
1,2-Dichloroethane-d4 (Surr)	*97*		*70 - 120*		*02/03/12 11:54*	*1*
4-Bromofluorobenzene (Surr)	*86*		*75 - 120*		*02/03/12 11:54*	*1*
Toluene-d8 (Surr)	*95*		*85 - 120*		*02/03/12 11:54*	*1*
Dibromofluoromethane (Surr)	*96*		*85 - 115*		*02/03/12 11:54*	*1*

Method: 8260B/DoD - Volatile Organic Compounds (GC/MS) (Continued)

Lab Sample ID: LCS 240-32586/4
Matrix: Water
Analysis Batch: 32586

Client Sample ID: Lab Control Sample
Prep Type: Total/NA

Analyte	Spike Added	LCS Result	LCS Qualifier	Unit	D	%Rec	%Rec. Limits
1,1,1-Trichloroethane	10.0	9.96		ug/L		100	65 - 130
1,1,2,2-Tetrachloroethane	10.0	9.33		ug/L		93	65 - 130
1,1,2-Trichloroethane	10.0	9.40		ug/L		94	75 - 125
1,1-Dichloroethane	10.0	9.96		ug/L		100	70 - 135
1,1-Dichloroethene	10.0	10.5		ug/L		105	70 - 130
1,2-Dichloroethane	10.0	9.54		ug/L		95	70 - 130
1,2-Dichloroethene, Total	20.0	19.9		ug/L		99	82 - 114
1,2-Dichloropropane	10.0	9.81		ug/L		98	75 - 125
2-Hexanone	20.0	18.4		ug/L		92	55 - 130
Bromochloromethane	10.0	9.53		ug/L		95	65 - 130
Acetone	20.0	15.0		ug/L		75	40 - 140
Benzene	10.0	9.94		ug/L		99	80 - 120
Bromoform	10.0	9.93		ug/L		99	70 - 130
Bromomethane	10.0	9.27		ug/L		93	30 - 145
Carbon disulfide	10.0	10.2		ug/L		102	35 - 160
Carbon tetrachloride	10.0	10.2		ug/L		102	65 - 140
Chlorobenzene	10.0	9.56		ug/L		96	80 - 120
Chloroethane	10.0	9.18		ug/L		92	60 - 135
Chloroform	10.0	9.79		ug/L		98	65 - 135
Chloromethane	10.0	9.46		ug/L		95	40 - 125
cis-1,2-Dichloroethene	10.0	9.79		ug/L		98	70 - 125
cis-1,3-Dichloropropene	10.0	9.50		ug/L		95	70 - 130
Bromodichloromethane	10.0	9.77		ug/L		98	75 - 120
Ethylbenzene	10.0	9.86		ug/L		99	75 - 125
1,2-Dibromoethane	10.0	9.47		ug/L		95	80 - 120
m-Xylene & p-Xylene	20.0	19.8		ug/L		99	75 - 130
2-Butanone (MEK)	20.0	16.8		ug/L		84	30 - 150
4-Methyl-2-pentanone (MIBK)	20.0	19.4		ug/L		97	60 - 135
Methylene Chloride	10.0	11.6		ug/L		116	55 - 140
o-Xylene	10.0	9.94		ug/L		99	80 - 120
Styrene	10.0	9.14		ug/L		91	65 - 135
Tetrachloroethene	10.0	9.71		ug/L		97	45 - 150
Toluene	10.0	9.95		ug/L		100	75 - 120
trans-1,2-Dichloroethene	10.0	10.1		ug/L		101	60 - 140
trans-1,3-Dichloropropene	10.0	9.68		ug/L		97	55 - 140
Trichloroethene	10.0	9.83		ug/L		98	70 - 125
Vinyl chloride	10.0	8.96		ug/L		90	50 - 145
Xylenes, Total	30.0	29.7		ug/L		99	75 - 130
Dibromochloromethane	10.0	9.55		ug/L		96	60 - 135

Surrogate	*LCS %Recovery*	*LCS Qualifier*	*Limits*
1,2-Dichloroethane-d4 (Surr)	*99*		*70 - 120*
4-Bromofluorobenzene (Surr)	*101*		*75 - 120*
Toluene-d8 (Surr)	*101*		*85 - 120*
Dibromofluoromethane (Surr)	*96*		*85 - 115*

Method: 8260B/DoD - Volatile Organic Compounds (GC/MS) (Continued)

Lab Sample ID: MRL 240-32586/28 MRL
Matrix: Water
Analysis Batch: 32586

Client Sample ID: Lab Control Sample
Prep Type: Total/NA

Analyte	Spike Added	MRL Result	MRL Qualifier	Unit	D	%Rec	%Rec. Limits
1,1,1-Trichloroethane	0.00100	0.000970	J	ng/uL		97	70 - 130
1,1,2,2-Tetrachloroethane	0.00100	0.000955	J	ng/uL		96	70 - 130
1,1,2-Trichloroethane	0.00100	0.000983	J	ng/uL		98	70 - 130
1,1-Dichloroethane	0.00100	0.00100		ng/uL		100	70 - 130
1,1-Dichloroethene	0.00100	0.00106		ng/uL		106	70 - 130
1,2-Dichloroethane	0.00100	0.00105		ng/uL		105	70 - 130
1,2-Dichloroethene, Total	0.00200	0.00195	J	ng/uL		97	70 - 130
1,2-Dichloropropane	0.00100	0.000931	J	ng/uL		93	70 - 130
2-Hexanone	0.0100	0.00779	J	ng/uL		78	70 - 130
Bromochloromethane	0.00100	0.00104		ng/uL		104	70 - 130
Acetone	0.0100	0.00894	J	ng/uL		89	70 - 130
Benzene	0.00100	0.000968	J	ng/uL		97	70 - 130
Bromoform	0.00100	0.000880	J	ng/uL		88	70 - 130
Bromomethane	0.00100	0.00134	^	ng/uL		134	70 - 130
Carbon disulfide	0.00100	0.00102		ng/uL		102	70 - 130
Carbon tetrachloride	0.00100	0.000988	J	ng/uL		99	70 - 130
Chlorobenzene	0.00100	0.000977	J	ng/uL		98	70 - 130
Chloroethane	0.00100	0.00139	^	ng/uL		139	70 - 130
Chloroform	0.00100	0.00100		ng/uL		100	70 - 130
Chloromethane	0.00100	0.00127		ng/uL		127	70 - 130
cis-1,2-Dichloroethene	0.00100	0.000964	J	ng/uL		96	70 - 130
cis-1,3-Dichloropropene	0.00100	0.000782	J	ng/uL		78	70 - 130
Bromodichloromethane	0.00100	0.000990	J	ng/uL		99	70 - 130
Ethylbenzene	0.00100	0.000763	J	ng/uL		76	70 - 130
1,2-Dibromoethane	0.00100	0.000904	J	ng/uL		90	70 - 130
m-Xylene & p-Xylene	0.00200	0.00144	J	ng/uL		72	70 - 130
2-Butanone (MEK)	0.0100	0.00843	J	ng/uL		84	70 - 130
4-Methyl-2-pentanone (MIBK)	0.0100	0.00840	J	ng/uL		84	70 - 130
Methylene Chloride	0.00100	0.00184	^	ng/uL		184	70 - 130
o-Xylene	0.00100	0.000711	J	ng/uL		71	70 - 130
Styrene	0.00100	0.00106		ng/uL		106	70 - 130
Tetrachloroethene	0.00100	0.000895	J	ng/uL		90	70 - 130
Toluene	0.00100	0.000950	J	ng/uL		95	70 - 130
trans-1,2-Dichloroethene	0.00100	0.000985	J	ng/uL		98	70 - 130
trans-1,3-Dichloropropene	0.00100	0.000777	J	ng/uL		78	70 - 130
Trichloroethene	0.00100	0.000986	J	ng/uL		99	70 - 130
Vinyl chloride	0.00100	0.00119		ng/uL		119	70 - 130
Xylenes, Total	0.00300	0.00215		ng/uL		72	70 - 130
Dibromochloromethane	0.00100	0.000819	J	ng/uL		82	70 - 130

Surrogate	*MRL %Recovery*	*MRL Qualifier*	*Limits*
1,2-Dichloroethane-d4 (Surr)	*100*		*70 - 130*
4-Bromofluorobenzene (Surr)	*92*		*70 - 130*
Toluene-d8 (Surr)	*105*		*70 - 130*
Dibromofluoromethane (Surr)	*107*		*70 - 130*

Method: 8260B/DoD - Volatile Organic Compounds (GC/MS) (Continued)

Lab Sample ID: MRL 240-32586/3 MRL
Matrix: Water
Analysis Batch: 32586

Client Sample ID: Lab Control Sample
Prep Type: Total/NA

Analyte	Spike Added	MRL Result	MRL Qualifier	Unit	D	%Rec	%Rec. Limits
1,1,1-Trichloroethane	0.00100	0.000972	J	ng/uL		97	70 - 130
1,1,2,2-Tetrachloroethane	0.00100	0.00104		ng/uL		104	70 - 130
1,1,2-Trichloroethane	0.00100	0.000972	J	ng/uL		97	70 - 130
1,1-Dichloroethane	0.00100	0.000939	J	ng/uL		94	70 - 130
1,1-Dichloroethene	0.00100	0.000988	J	ng/uL		99	70 - 130
1,2-Dichloroethane	0.00100	0.000962	J	ng/uL		96	70 - 130
1,2-Dichloroethene, Total	0.00200	0.00189	J	ng/uL		94	70 - 130
1,2-Dichloropropane	0.00100	0.000946	J	ng/uL		95	70 - 130
2-Hexanone	0.0100	0.00853	J	ng/uL		85	70 - 130
Bromochloromethane	0.00100	0.000901	J	ng/uL		90	70 - 130
Acetone	0.0100	0.00744	J	ng/uL		74	70 - 130
Benzene	0.00100	0.000965	J	ng/uL		97	70 - 130
Bromoform	0.00100	0.000913	J	ng/uL		91	70 - 130
Bromomethane	0.00100	0.00112		ng/uL		112	70 - 130
Carbon disulfide	0.00100	0.000941	J	ng/uL		94	70 - 130
Carbon tetrachloride	0.00100	0.000983	J	ng/uL		98	70 - 130
Chlorobenzene	0.00100	0.000938	J	ng/uL		94	70 - 130
Chloroethane	0.00100	0.00115		ng/uL		115	70 - 130
Chloroform	0.00100	0.000943	J	ng/uL		94	70 - 130
Chloromethane	0.00100	0.00106		ng/uL		106	70 - 130
cis-1,2-Dichloroethene	0.00100	0.000960	J	ng/uL		96	70 - 130
cis-1,3-Dichloropropene	0.00100	0.000845	J	ng/uL		84	70 - 130
Bromodichloromethane	0.00100	0.000896	J	ng/uL		90	70 - 130
Ethylbenzene	0.00100	0.000862	J	ng/uL		86	70 - 130
1,2-Dibromoethane	0.00100	0.000943	J	ng/uL		94	70 - 130
m-Xylene & p-Xylene	0.00200	0.00157	J	ng/uL		79	70 - 130
2-Butanone (MEK)	0.0100	0.00834	J	ng/uL		83	70 - 130
4-Methyl-2-pentanone (MIBK)	0.0100	0.00873	J	ng/uL		87	70 - 130
Methylene Chloride	0.00100	0.00315	^	ng/uL		315	70 - 130
o-Xylene	0.00100	0.000832	J	ng/uL		83	70 - 130
Styrene	0.00100	0.00109		ng/uL		109	70 - 130
Tetrachloroethene	0.00100	0.000948	J	ng/uL		95	70 - 130
Toluene	0.00100	0.000936	J	ng/uL		94	70 - 130
trans-1,2-Dichloroethene	0.00100	0.000926	J	ng/uL		93	70 - 130
trans-1,3-Dichloropropene	0.00100	0.000830	J	ng/uL		83	70 - 130
Trichloroethene	0.00100	0.000948	J	ng/uL		95	70 - 130
Vinyl chloride	0.00100	0.00108		ng/uL		108	70 - 130
Xylenes, Total	0.00300	0.00240		ng/uL		80	70 - 130
Dibromochloromethane	0.00100	0.000887	J	ng/uL		89	70 - 130

Surrogate	*MRL %Recovery*	*MRL Qualifier*	*Limits*
1,2-Dichloroethane-d4 (Surr)	*95*		*70 - 130*
4-Bromofluorobenzene (Surr)	*93*		*70 - 130*
Toluene-d8 (Surr)	*101*		*70 - 130*
Dibromofluoromethane (Surr)	*96*		*70 - 130*

Method: 8260B/DoD - Volatile Organic Compounds (GC/MS) (Continued)

Lab Sample ID: MB 240-32807/6
Matrix: Water
Analysis Batch: 32807

Client Sample ID: Method Blank
Prep Type: Total/NA

Analyte	MB Result	MB Qualifier	LOQ	DL	Unit	D	Prepared	Analyzed	Dil Fac
1,1,1-Trichloroethane	0.25	U	1.0	0.22	ug/L			02/06/12 11:33	1
1,1,2,2-Tetrachloroethane	0.25	U	1.0	0.18	ug/L			02/06/12 11:33	1
1,1,2-Trichloroethane	0.50	U	1.0	0.27	ug/L			02/06/12 11:33	1
1,1-Dichloroethane	0.25	U	1.0	0.15	ug/L			02/06/12 11:33	1
1,1-Dichloroethene	0.25	U	1.0	0.19	ug/L			02/06/12 11:33	1
1,2-Dichloroethane	0.25	U	1.0	0.22	ug/L			02/06/12 11:33	1
1,2-Dichloroethene, Total	0.50	U	2.0	0.34	ug/L			02/06/12 11:33	1
1,2-Dichloropropane	0.25	U	1.0	0.18	ug/L			02/06/12 11:33	1
2-Hexanone	0.50	U	10	0.41	ug/L			02/06/12 11:33	1
Bromochloromethane	0.50	U	1.0	0.29	ug/L			02/06/12 11:33	1
Acetone	1.1	U	10	1.1	ug/L			02/06/12 11:33	1
Benzene	0.25	U	1.0	0.13	ug/L			02/06/12 11:33	1
Bromoform	0.64	U	1.0	0.64	ug/L			02/06/12 11:33	1
Bromomethane	0.50	U	1.0	0.41	ug/L			02/06/12 11:33	1
Carbon disulfide	0.25	U	1.0	0.13	ug/L			02/06/12 11:33	1
Carbon tetrachloride	0.25	U	1.0	0.13	ug/L			02/06/12 11:33	1
Chlorobenzene	0.25	U	1.0	0.15	ug/L			02/06/12 11:33	1
Chloroethane	0.50	U	1.0	0.29	ug/L			02/06/12 11:33	1
Chloroform	0.25	U	1.0	0.16	ug/L			02/06/12 11:33	1
Chloromethane	0.50	U	1.0	0.30	ug/L			02/06/12 11:33	1
cis-1,2-Dichloroethene	0.25	U	1.0	0.17	ug/L			02/06/12 11:33	1
cis-1,3-Dichloropropene	0.25	U	1.0	0.14	ug/L			02/06/12 11:33	1
Bromodichloromethane	0.25	U	1.0	0.15	ug/L			02/06/12 11:33	1
Ethylbenzene	0.25	U	1.0	0.17	ug/L			02/06/12 11:33	1
1,2-Dibromoethane	0.25	U	1.0	0.24	ug/L			02/06/12 11:33	1
m-Xylene & p-Xylene	0.50	U	2.0	0.24	ug/L			02/06/12 11:33	1
2-Butanone (MEK)	0.57	U	10	0.57	ug/L			02/06/12 11:33	1
4-Methyl-2-pentanone (MIBK)	0.50	U	10	0.32	ug/L			02/06/12 11:33	1
Methylene Chloride	0.688	J	1.0	0.33	ug/L			02/06/12 11:33	1
o-Xylene	0.25	U	1.0	0.14	ug/L			02/06/12 11:33	1
Styrene	0.25	U	1.0	0.11	ug/L			02/06/12 11:33	1
Tetrachloroethene	0.50	U	1.0	0.29	ug/L			02/06/12 11:33	1
Toluene	0.25	U	1.0	0.13	ug/L			02/06/12 11:33	1
trans-1,2-Dichloroethene	0.25	U	1.0	0.19	ug/L			02/06/12 11:33	1
trans-1,3-Dichloropropene	0.25	U	1.0	0.19	ug/L			02/06/12 11:33	1
Trichloroethene	0.25	U	1.0	0.17	ug/L			02/06/12 11:33	1
Vinyl chloride	0.25	U	1.0	0.22	ug/L			02/06/12 11:33	1
Xylenes, Total	0.75	U	2.0	0.28	ug/L			02/06/12 11:33	1
Dibromochloromethane	0.25	U	1.0	0.18	ug/L			02/06/12 11:33	1

Surrogate	*MB %Recovery*	*MB Qualifier*	*Limits*	*Prepared*	*Analyzed*	*Dil Fac*
1,2-Dichloroethane-d4 (Surr)	*100*		*70 - 120*		*02/06/12 11:33*	*1*
4-Bromofluorobenzene (Surr)	*84*		*75 - 120*		*02/06/12 11:33*	*1*
Toluene-d8 (Surr)	*95*		*85 - 120*		*02/06/12 11:33*	*1*
Dibromofluoromethane (Surr)	*100*		*85 - 115*		*02/06/12 11:33*	*1*

Method: 8260B/DoD - Volatile Organic Compounds (GC/MS) (Continued)

Lab Sample ID: LCS 240-32807/5
Matrix: Water
Analysis Batch: 32807

Client Sample ID: Lab Control Sample
Prep Type: Total/NA

Analyte	Spike Added	LCS Result	LCS Qualifier	Unit	D	%Rec	%Rec. Limits
1,1,1-Trichloroethane	10.0	9.60		ug/L		96	65 - 130
1,1,2,2-Tetrachloroethane	10.0	9.00		ug/L		90	65 - 130
1,1,2-Trichloroethane	10.0	9.54		ug/L		95	75 - 125
1,1-Dichloroethane	10.0	10.0		ug/L		100	70 - 135
1,1-Dichloroethene	10.0	10.5		ug/L		105	70 - 130
1,2-Dichloroethane	10.0	9.83		ug/L		98	70 - 130
1,2-Dichloroethene, Total	20.0	20.1		ug/L		100	82 - 114
1,2-Dichloropropane	10.0	10.2		ug/L		102	75 - 125
2-Hexanone	20.0	18.4		ug/L		92	55 - 130
Bromochloromethane	10.0	9.86		ug/L		99	65 - 130
Acetone	20.0	16.3		ug/L		82	40 - 140
Benzene	10.0	10.1		ug/L		101	80 - 120
Bromoform	10.0	9.94		ug/L		99	70 - 130
Bromomethane	10.0	8.49		ug/L		85	30 - 145
Carbon disulfide	10.0	9.96		ug/L		100	35 - 160
Carbon tetrachloride	10.0	9.95		ug/L		100	65 - 140
Chlorobenzene	10.0	9.34		ug/L		93	80 - 120
Chloroethane	10.0	9.03		ug/L		90	60 - 135
Chloroform	10.0	10.0		ug/L		100	65 - 135
Chloromethane	10.0	9.69		ug/L		97	40 - 125
cis-1,2-Dichloroethene	10.0	9.85		ug/L		99	70 - 125
cis-1,3-Dichloropropene	10.0	9.55		ug/L		96	70 - 130
Bromodichloromethane	10.0	9.93		ug/L		99	75 - 120
Ethylbenzene	10.0	9.75		ug/L		98	75 - 125
1,2-Dibromoethane	10.0	9.32		ug/L		93	80 - 120
m-Xylene & p-Xylene	20.0	19.2		ug/L		96	75 - 130
2-Butanone (MEK)	20.0	17.8		ug/L		89	30 - 150
4-Methyl-2-pentanone (MIBK)	20.0	19.4		ug/L		97	60 - 135
Methylene Chloride	10.0	10.4		ug/L		104	55 - 140
o-Xylene	10.0	9.70		ug/L		97	80 - 120
Styrene	10.0	8.89		ug/L		89	65 - 135
Tetrachloroethene	10.0	9.43		ug/L		94	45 - 150
Toluene	10.0	9.74		ug/L		97	75 - 120
trans-1,2-Dichloroethene	10.0	10.2		ug/L		102	60 - 140
trans-1,3-Dichloropropene	10.0	9.41		ug/L		94	55 - 140
Trichloroethene	10.0	9.97		ug/L		100	70 - 125
Vinyl chloride	10.0	8.81		ug/L		88	50 - 145
Xylenes, Total	30.0	28.9		ug/L		96	75 - 130
Dibromochloromethane	10.0	9.66		ug/L		97	60 - 135

Surrogate	*LCS %Recovery*	*LCS Qualifier*	*Limits*
1,2-Dichloroethane-d4 (Surr)	*98*		*70 - 120*
4-Bromofluorobenzene (Surr)	*98*		*75 - 120*
Toluene-d8 (Surr)	*100*		*85 - 120*
Dibromofluoromethane (Surr)	*97*		*85 - 115*

Method: 8260B/DoD - Volatile Organic Compounds (GC/MS) (Continued)

Lab Sample ID: MRL 240-32807/20 MRL
Matrix: Water
Analysis Batch: 32807

Client Sample ID: Lab Control Sample
Prep Type: Total/NA

Analyte	Spike Added	MRL Result	MRL Qualifier	Unit	D	%Rec	%Rec. Limits
1,1,1-Trichloroethane	0.00100	0.000984	J	ng/uL		98	70 - 130
1,1,2,2-Tetrachloroethane	0.00100	0.00100		ng/uL		100	70 - 130
1,1,2-Trichloroethane	0.00100	0.000903	J	ng/uL		90	70 - 130
1,1-Dichloroethane	0.00100	0.00100		ng/uL		100	70 - 130
1,1-Dichloroethene	0.00100	0.00116		ng/uL		116	70 - 130
1,2-Dichloroethane	0.00100	0.00102		ng/uL		102	70 - 130
1,2-Dichloroethene, Total	0.00200	0.00206		ng/uL		103	70 - 130
1,2-Dichloropropane	0.00100	0.000986	J	ng/uL		99	70 - 130
2-Hexanone	0.0100	0.00815	J	ng/uL		82	70 - 130
Bromochloromethane	0.00100	0.000967	J	ng/uL		97	70 - 130
Acetone	0.0100	0.00926	J	ng/uL		93	70 - 130
Benzene	0.00100	0.00103		ng/uL		103	70 - 130
Bromoform	0.00100	0.000773	J	ng/uL		77	70 - 130
Bromomethane	0.00100	0.00133	^	ng/uL		133	70 - 130
Carbon disulfide	0.00100	0.00107		ng/uL		107	70 - 130
Carbon tetrachloride	0.00100	0.00102		ng/uL		102	70 - 130
Chlorobenzene	0.00100	0.000883	J	ng/uL		88	70 - 130
Chloroethane	0.00100	0.00138	^	ng/uL		138	70 - 130
Chloroform	0.00100	0.00102		ng/uL		102	70 - 130
Chloromethane	0.00100	0.00113		ng/uL		113	70 - 130
cis-1,2-Dichloroethene	0.00100	0.00102		ng/uL		102	70 - 130
cis-1,3-Dichloropropene	0.00100	0.000754	J	ng/uL		75	70 - 130
Bromodichloromethane	0.00100	0.000982	J	ng/uL		98	70 - 130
Ethylbenzene	0.00100	0.000768	J	ng/uL		77	70 - 130
1,2-Dibromoethane	0.00100	0.000869	J	ng/uL		87	70 - 130
m-Xylene & p-Xylene	0.00200	0.00138	J ^	ng/uL		69	70 - 130
2-Butanone (MEK)	0.0100	0.00882	J	ng/uL		88	70 - 130
4-Methyl-2-pentanone (MIBK)	0.0100	0.00868	J	ng/uL		87	70 - 130
Methylene Chloride	0.00100	0.00184	^	ng/uL		184	70 - 130
o-Xylene	0.00100	0.000652	J ^	ng/uL		65	70 - 130
Styrene	0.00100	0.00101		ng/uL		101	70 - 130
Tetrachloroethene	0.00100	0.000916	J	ng/uL		92	70 - 130
Toluene	0.00100	0.000930	J	ng/uL		93	70 - 130
trans-1,2-Dichloroethene	0.00100	0.00104		ng/uL		104	70 - 130
trans-1,3-Dichloropropene	0.00100	0.000742	J	ng/uL		74	70 - 130
Trichloroethene	0.00100	0.00103		ng/uL		103	70 - 130
Vinyl chloride	0.00100	0.00115		ng/uL		115	70 - 130
Xylenes, Total	0.00300	0.00203	^	ng/uL		68	70 - 130
Dibromochloromethane	0.00100	0.000852	J	ng/uL		85	70 - 130

Surrogate	*MRL %Recovery*	*MRL Qualifier*	*Limits*
1,2-Dichloroethane-d4 (Surr)	*104*		*70 - 130*
4-Bromofluorobenzene (Surr)	*90*		*70 - 130*
Toluene-d8 (Surr)	*100*		*70 - 130*
Dibromofluoromethane (Surr)	*106*		*70 - 130*

Method: 8260B/DoD - Volatile Organic Compounds (GC/MS) (Continued)

Lab Sample ID: MRL 240-32807/4 MRL
Matrix: Water
Analysis Batch: 32807

Client Sample ID: Lab Control Sample
Prep Type: Total/NA

Analyte	Spike Added	MRL Result	MRL Qualifier	Unit	D	%Rec	%Rec. Limits
1,1,1-Trichloroethane	0.00100	0.00100		ng/uL		100	70 - 130
1,1,2,2-Tetrachloroethane	0.00100	0.00103		ng/uL		103	70 - 130
1,1,2-Trichloroethane	0.00100	0.000967	J	ng/uL		97	70 - 130
1,1-Dichloroethane	0.00100	0.000990	J	ng/uL		99	70 - 130
1,1-Dichloroethene	0.00100	0.000983	J	ng/uL		98	70 - 130
1,2-Dichloroethane	0.00100	0.00104		ng/uL		104	70 - 130
1,2-Dichloroethene, Total	0.00200	0.00203		ng/uL		102	70 - 130
1,2-Dichloropropane	0.00100	0.000975	J	ng/uL		98	70 - 130
2-Hexanone	0.0100	0.00798	J	ng/uL		80	70 - 130
Bromochloromethane	0.00100	0.00101		ng/uL		101	70 - 130
Acetone	0.0100	0.00767	J	ng/uL		77	70 - 130
Benzene	0.00100	0.00103		ng/uL		103	70 - 130
Bromoform	0.00100	0.000948	J	ng/uL		95	70 - 130
Bromomethane	0.00100	0.00126		ng/uL		126	70 - 130
Carbon disulfide	0.00100	0.00100		ng/uL		100	70 - 130
Carbon tetrachloride	0.00100	0.00101		ng/uL		101	70 - 130
Chlorobenzene	0.00100	0.000953	J	ng/uL		95	70 - 130
Chloroethane	0.00100	0.00114		ng/uL		114	70 - 130
Chloroform	0.00100	0.00102		ng/uL		102	70 - 130
Chloromethane	0.00100	0.00100		ng/uL		100	70 - 130
cis-1,2-Dichloroethene	0.00100	0.00101		ng/uL		101	70 - 130
cis-1,3-Dichloropropene	0.00100	0.000883	J	ng/uL		88	70 - 130
Bromodichloromethane	0.00100	0.000989	J	ng/uL		99	70 - 130
Ethylbenzene	0.00100	0.000826	J	ng/uL		83	70 - 130
1,2-Dibromoethane	0.00100	0.000936	J	ng/uL		94	70 - 130
m-Xylene & p-Xylene	0.00200	0.00158	J	ng/uL		79	70 - 130
2-Butanone (MEK)	0.0100	0.00932	J	ng/uL		93	70 - 130
4-Methyl-2-pentanone (MIBK)	0.0100	0.00910	J	ng/uL		91	70 - 130
Methylene Chloride	0.00100	0.00195	^	ng/uL		195	70 - 130
o-Xylene	0.00100	0.000729	J	ng/uL		73	70 - 130
Styrene	0.00100	0.00107		ng/uL		107	70 - 130
Tetrachloroethene	0.00100	0.00100		ng/uL		100	70 - 130
Toluene	0.00100	0.000968	J	ng/uL		97	70 - 130
trans-1,2-Dichloroethene	0.00100	0.00102		ng/uL		102	70 - 130
trans-1,3-Dichloropropene	0.00100	0.000905	J	ng/uL		91	70 - 130
Trichloroethene	0.00100	0.00102		ng/uL		102	70 - 130
Vinyl chloride	0.00100	0.000986	J	ng/uL		99	70 - 130
Xylenes, Total	0.00300	0.00231		ng/uL		77	70 - 130
Dibromochloromethane	0.00100	0.000917	J	ng/uL		92	70 - 130

Surrogate	*MRL %Recovery*	*MRL Qualifier*	*Limits*
1,2-Dichloroethane-d4 (Surr)	*99*		*70 - 130*
4-Bromofluorobenzene (Surr)	*91*		*70 - 130*
Toluene-d8 (Surr)	*99*		*70 - 130*
Dibromofluoromethane (Surr)	*100*		*70 - 130*

Method: 8270C/DoD - Semivolatile Organic Compounds (GC/MS)

Lab Sample ID: MB 240-32357/20-A
Matrix: Water
Analysis Batch: 34010

Client Sample ID: Method Blank
Prep Type: Total/NA
Prep Batch: 32357

Analyte	MB Result	MB Qualifier	LOQ	DL	Unit	D	Prepared	Analyzed	Dil Fac
Acenaphthene	0.10	U	0.20	0.10	ug/L		02/02/12 07:18	02/15/12 11:03	1
Acenaphthylene	0.10	U	0.20	0.10	ug/L		02/02/12 07:18	02/15/12 11:03	1
Anthracene	0.10	U	0.20	0.10	ug/L		02/02/12 07:18	02/15/12 11:03	1
Benzo[a]anthracene	0.10	U	0.20	0.10	ug/L		02/02/12 07:18	02/15/12 11:03	1
Benzoic acid	10	U	25	10	ug/L		02/02/12 07:18	02/15/12 11:03	1
Benzo[b]fluoranthene	0.10	U	0.20	0.10	ug/L		02/02/12 07:18	02/15/12 11:03	1
Benzo[k]fluoranthene	0.10	U	0.20	0.10	ug/L		02/02/12 07:18	02/15/12 11:03	1
Benzyl alcohol	0.80	U	5.0	0.38	ug/L		02/02/12 07:18	02/15/12 11:03	1
Bis(2-chloroethoxy)methane	0.80	U	1.0	0.32	ug/L		02/02/12 07:18	02/15/12 11:03	1
Bis(2-chloroethyl)ether	0.10	U	1.0	0.10	ug/L		02/02/12 07:18	02/15/12 11:03	1
4-Bromophenyl phenyl ether	0.80	U	2.0	0.80	ug/L		02/02/12 07:18	02/15/12 11:03	1
Butyl benzyl phthalate	0.80	U	1.0	0.80	ug/L		02/02/12 07:18	02/15/12 11:03	1
2,4-Dimethylphenol	0.80	U	2.0	0.80	ug/L		02/02/12 07:18	02/15/12 11:03	1
Dimethyl phthalate	0.80	U	1.0	0.29	ug/L		02/02/12 07:18	02/15/12 11:03	1
4,6-Dinitro-2-methylphenol	2.4	U	5.0	2.4	ug/L		02/02/12 07:18	02/15/12 11:03	1
2,4-Dinitrophenol	2.4	U	5.0	2.4	ug/L		02/02/12 07:18	02/15/12 11:03	1
2,4-Dinitrotoluene	0.80	U	5.0	0.27	ug/L		02/02/12 07:18	02/15/12 11:03	1
Fluoranthene	0.10	U	0.20	0.10	ug/L		02/02/12 07:18	02/15/12 11:03	1
Fluorene	0.10	U	0.20	0.10	ug/L		02/02/12 07:18	02/15/12 11:03	1
Hexachlorobenzene	0.10	U	0.20	0.10	ug/L		02/02/12 07:18	02/15/12 11:03	1
Hexachlorobutadiene	0.80	U	1.0	0.27	ug/L		02/02/12 07:18	02/15/12 11:03	1
Hexachlorocyclopentadiene	0.80	U	10	0.80	ug/L		02/02/12 07:18	02/15/12 11:03	1
Hexachloroethane	0.80	U	1.0	0.80	ug/L		02/02/12 07:18	02/15/12 11:03	1
N-Nitrosodiphenylamine	0.80	U	1.0	0.31	ug/L		02/02/12 07:18	02/15/12 11:03	1
N-Nitrosodi-n-propylamine	0.80	U	1.0	0.80	ug/L		02/02/12 07:18	02/15/12 11:03	1
1,4-Dichlorobenzene	0.80	U	1.0	0.34	ug/L		02/02/12 07:18	02/15/12 11:03	1
2-Chloronaphthalene	0.10	U	1.0	0.10	ug/L		02/02/12 07:18	02/15/12 11:03	1
2-Chlorophenol	0.80	U	1.0	0.29	ug/L		02/02/12 07:18	02/15/12 11:03	1
4-Chlorophenyl phenyl ether	0.80	U	2.0	0.30	ug/L		02/02/12 07:18	02/15/12 11:03	1
Chrysene	0.10	U	0.20	0.10	ug/L		02/02/12 07:18	02/15/12 11:03	1
Dibenz(a,h)anthracene	0.10	U	0.20	0.10	ug/L		02/02/12 07:18	02/15/12 11:03	1
Dibenzofuran	0.10	U	1.0	0.10	ug/L		02/02/12 07:18	02/15/12 11:03	1
Benzo[g,h,i]perylene	0.10	U	0.20	0.10	ug/L		02/02/12 07:18	02/15/12 11:03	1
Benzo[a]pyrene	0.10	U	0.20	0.10	ug/L		02/02/12 07:18	02/15/12 11:03	1
Di-n-butyl phthalate	0.80	U	1.0	0.67	ug/L		02/02/12 07:18	02/15/12 11:03	1
1,2-Dichlorobenzene	0.80	U	1.0	0.29	ug/L		02/02/12 07:18	02/15/12 11:03	1
1,3-Dichlorobenzene	0.80	U	1.0	0.80	ug/L		02/02/12 07:18	02/15/12 11:03	1
2,6-Dinitrotoluene	0.80	U	5.0	0.80	ug/L		02/02/12 07:18	02/15/12 11:03	1
3,3'-Dichlorobenzidine	0.80	U	5.0	0.37	ug/L		02/02/12 07:18	02/15/12 11:03	1
2,4-Dichlorophenol	0.80	U	2.0	0.80	ug/L		02/02/12 07:18	02/15/12 11:03	1
Diethyl phthalate	0.80	U	1.0	0.60	ug/L		02/02/12 07:18	02/15/12 11:03	1
Indeno[1,2,3-cd]pyrene	0.10	U	0.20	0.10	ug/L		02/02/12 07:18	02/15/12 11:03	1
Isophorone	0.80	U	1.0	0.27	ug/L		02/02/12 07:18	02/15/12 11:03	1
2-Methylnaphthalene	0.10	U	0.20	0.10	ug/L		02/02/12 07:18	02/15/12 11:03	1
2-Methylphenol	0.80	U	1.0	0.80	ug/L		02/02/12 07:18	02/15/12 11:03	1
Naphthalene	0.10	U	0.20	0.10	ug/L		02/02/12 07:18	02/15/12 11:03	1
2-Nitroaniline	0.80	U	2.0	0.80	ug/L		02/02/12 07:18	02/15/12 11:03	1
3-Nitroaniline	0.80	U	2.0	0.28	ug/L		02/02/12 07:18	02/15/12 11:03	1
4-Nitroaniline	0.80	U	2.0	0.80	ug/L		02/02/12 07:18	02/15/12 11:03	1

Method: 8270C/DoD - Semivolatile Organic Compounds (GC/MS) (Continued)

Lab Sample ID: MB 240-32357/20-A
Matrix: Water
Analysis Batch: 34010

Client Sample ID: Method Blank
Prep Type: Total/NA
Prep Batch: 32357

Analyte	MB Result	MB Qualifier	LOQ	DL	Unit	D	Prepared	Analyzed	Dil Fac
Nitrobenzene	0.10	U	1.0	0.040	ug/L		02/02/12 07:18	02/15/12 11:03	1
2-Nitrophenol	0.80	U	2.0	0.28	ug/L		02/02/12 07:18	02/15/12 11:03	1
4-Nitrophenol	2.4	U	5.0	2.4	ug/L		02/02/12 07:18	02/15/12 11:03	1
Pyrene	0.10	U	0.20	0.10	ug/L		02/02/12 07:18	02/15/12 11:03	1
Pentachlorophenol	2.4	U	5.0	2.4	ug/L		02/02/12 07:18	02/15/12 11:03	1
Phenanthrene	0.10	U	0.20	0.10	ug/L		02/02/12 07:18	02/15/12 11:03	1
1,2,4-Trichlorobenzene	0.80	U	1.0	0.28	ug/L		02/02/12 07:18	02/15/12 11:03	1
2,4,5-Trichlorophenol	0.80	U	5.0	0.30	ug/L		02/02/12 07:18	02/15/12 11:03	1
2,4,6-Trichlorophenol	0.80	U	5.0	0.80	ug/L		02/02/12 07:18	02/15/12 11:03	1
Phenol	0.80	U	1.0	0.60	ug/L		02/02/12 07:18	02/15/12 11:03	1
Carbazole	0.80	U	1.0	0.28	ug/L		02/02/12 07:18	02/15/12 11:03	1
4-Chloroaniline	0.80	U	2.0	0.80	ug/L		02/02/12 07:18	02/15/12 11:03	1
3 & 4 Methylphenol	0.80	U	2.0	0.80	ug/L		02/02/12 07:18	02/15/12 11:03	1
Bis(2-ethylhexyl) phthalate	0.80	U	2.0	0.80	ug/L		02/02/12 07:18	02/15/12 11:03	1
Di-n-octyl phthalate	0.80	U	1.0	0.80	ug/L		02/02/12 07:18	02/15/12 11:03	1
4-Chloro-3-methylphenol	0.80	U	2.0	0.80	ug/L		02/02/12 07:18	02/15/12 11:03	1
2,2'-oxybis[1-chloropropane]	0.80	U	1.0	0.40	ug/L		02/02/12 07:18	02/15/12 11:03	1

Surrogate	*MB %Recovery*	*MB Qualifier*	*Limits*	*Prepared*	*Analyzed*	*Dil Fac*
2-Fluorobiphenyl (Surr)	*67*		*50 - 110*	*02/02/12 07:18*	*02/15/12 11:03*	*1*
2-Fluorophenol (Surr)	*77*		*20 - 110*	*02/02/12 07:18*	*02/15/12 11:03*	*1*
2,4,6-Tribromophenol (Surr)	*65*		*40 - 125*	*02/02/12 07:18*	*02/15/12 11:03*	*1*
Nitrobenzene-d5 (Surr)	*74*		*40 - 110*	*02/02/12 07:18*	*02/15/12 11:03*	*1*
Phenol-d5 (Surr)	*79*		*10 - 115*	*02/02/12 07:18*	*02/15/12 11:03*	*1*
Terphenyl-d14 (Surr)	*78*		*50 - 135*	*02/02/12 07:18*	*02/15/12 11:03*	*1*

Lab Sample ID: LCS 240-32357/21-A
Matrix: Water
Analysis Batch: 34010

Client Sample ID: Lab Control Sample
Prep Type: Total/NA
Prep Batch: 32357

Analyte	Spike Added	LCS Result	LCS Qualifier	Unit	D	%Rec	%Rec. Limits
Acenaphthene	20.0	12.8		ug/L		64	45 - 110
Acenaphthylene	20.0	13.2		ug/L		66	50 - 105
Anthracene	20.0	12.8		ug/L		64	55 - 110
Benzo[a]anthracene	20.0	12.5		ug/L		63	55 - 110
Benzoic acid	20.0	10	U	ug/L		20	0 - 125
Benzo[b]fluoranthene	20.0	12.7		ug/L		64	45 - 120
Benzo[k]fluoranthene	20.0	12.1		ug/L		60	45 - 125
Benzyl alcohol	20.0	16.6		ug/L		83	30 - 110
Bis(2-chloroethoxy)methane	20.0	14.2		ug/L		71	45 - 105
Bis(2-chloroethyl)ether	20.0	15.2		ug/L		76	35 - 110
4-Bromophenyl phenyl ether	20.0	12.9		ug/L		65	50 - 115
Butyl benzyl phthalate	20.0	13.9		ug/L		69	45 - 115
2,4-Dimethylphenol	20.0	11.5		ug/L		57	30 - 110
Dimethyl phthalate	20.0	13.6		ug/L		68	25 - 125
4,6-Dinitro-2-methylphenol	20.0	11.6		ug/L		58	40 - 130
2,4-Dinitrophenol	20.0	9.42		ug/L		47	15 - 140
2,4-Dinitrotoluene	20.0	14.7		ug/L		74	50 - 120
Fluoranthene	20.0	13.5		ug/L		67	55 - 115

Method: 8270C/DoD - Semivolatile Organic Compounds (GC/MS) (Continued)

Lab Sample ID: LCS 240-32357/21-A
Matrix: Water
Analysis Batch: 34010

Client Sample ID: Lab Control Sample
Prep Type: Total/NA
Prep Batch: 32357

Analyte	Spike Added	LCS Result	LCS Qualifier	Unit	D	%Rec	%Rec. Limits
Fluorene	20.0	13.2		ug/L		66	50 - 110
Hexachlorobenzene	20.0	12.9		ug/L		65	50 - 110
Hexachlorobutadiene	20.0	12.4		ug/L		62	25 - 105
Hexachlorocyclopentadiene	20.0	7.02	J	ug/L		35	
Hexachloroethane	20.0	13.6		ug/L		68	30 - 95
N-Nitrosodiphenylamine	20.0	12.2		ug/L		61	50 - 110
N-Nitrosodi-n-propylamine	20.0	14.7		ug/L		74	35 - 130
1,4-Dichlorobenzene	20.0	14.2		ug/L		71	30 - 100
2-Chloronaphthalene	20.0	13.2		ug/L		66	50 - 105
2-Chlorophenol	20.0	15.2		ug/L		76	35 - 105
4-Chlorophenyl phenyl ether	20.0	13.4		ug/L		67	50 - 110
Chrysene	20.0	13.3		ug/L		67	55 - 110
Dibenz(a,h)anthracene	20.0	12.8		ug/L		64	40 - 125
Dibenzofuran	20.0	13.3		ug/L		67	55 - 105
Benzo[g,h,i]perylene	20.0	12.4		ug/L		62	40 - 125
Benzo[a]pyrene	20.0	10.7	Q	ug/L		54	55 - 110
Di-n-butyl phthalate	20.0	14.3		ug/L		71	55 - 115
1,2-Dichlorobenzene	20.0	14.3		ug/L		71	35 - 100
1,3-Dichlorobenzene	20.0	14.2		ug/L		71	30 - 100
2,6-Dinitrotoluene	20.0	15.5		ug/L		78	50 - 115
3,3'-Dichlorobenzidine	20.0	4.94	J M	ug/L		25	20 - 110
2,4-Dichlorophenol	20.0	15.2		ug/L		76	50 - 105
Diethyl phthalate	20.0	12.5		ug/L		62	40 - 120
Indeno[1,2,3-cd]pyrene	20.0	12.0		ug/L		60	45 - 125
Isophorone	20.0	14.4		ug/L		72	50 - 110
2-Methylnaphthalene	20.0	13.5		ug/L		67	45 - 105
2-Methylphenol	20.0	15.4		ug/L		77	40 - 110
Naphthalene	20.0	14.4		ug/L		72	40 - 100
2-Nitroaniline	20.0	14.3		ug/L		72	50 - 115
3-Nitroaniline	20.0	11.8		ug/L		59	20 - 125
4-Nitroaniline	20.0	12.2		ug/L		61	35 - 120
Nitrobenzene	20.0	14.6		ug/L		73	45 - 110
2-Nitrophenol	20.0	15.5		ug/L		78	40 - 115
4-Nitrophenol	20.0	15.6		ug/L		78	0 - 125
Pyrene	20.0	13.3		ug/L		67	50 - 130
Pentachlorophenol	20.0	11.2		ug/L		56	40 - 115
Phenanthrene	20.0	13.2		ug/L		66	50 - 115
1,2,4-Trichlorobenzene	20.0	12.9		ug/L		65	35 - 105
2,4,5-Trichlorophenol	20.0	13.7		ug/L		68	50 - 110
2,4,6-Trichlorophenol	20.0	13.7		ug/L		69	50 - 115
Phenol	20.0	15.6		ug/L		78	0 - 115
Carbazole	20.0	13.0		ug/L		65	50 - 115
4-Chloroaniline	20.0	12.2		ug/L		61	15 - 110
3 & 4 Methylphenol	40.0	30.6		ug/L		77	30 - 110
Bis(2-ethylhexyl) phthalate	20.0	11.4		ug/L		57	40 - 125
Di-n-octyl phthalate	20.0	11.3		ug/L		57	35 - 135
4-Chloro-3-methylphenol	20.0	14.7		ug/L		73	45 - 110
2,2'-oxybis[1-chloropropane]	20.0	15.1		ug/L		76	25 - 130

Method: 8270C/DoD - Semivolatile Organic Compounds (GC/MS) (Continued)

Lab Sample ID: LCS 240-32357/21-A
Matrix: Water
Analysis Batch: 34010

Client Sample ID: Lab Control Sample
Prep Type: Total/NA
Prep Batch: 32357

Surrogate	LCS %Recovery	LCS Qualifier	Limits
2-Fluorobiphenyl (Surr)	64		50 - 110
2-Fluorophenol (Surr)	77		20 - 110
2,4,6-Tribromophenol (Surr)	72		40 - 125
Nitrobenzene-d5 (Surr)	73		40 - 110
Phenol-d5 (Surr)	77		10 - 115
Terphenyl-d14 (Surr)	73		50 - 135

Lab Sample ID: MRL 240-34010/26 MRL
Matrix: Water
Analysis Batch: 34010

Client Sample ID: Lab Control Sample
Prep Type: Total/NA

Analyte	Spike Added	MRL Result	MRL Qualifier	Unit	D	%Rec	%Rec. Limits
Acenaphthene	5.00	4.79		ng/uL		96	70 - 130
Acenaphthylene	5.00	5.07		ng/uL		101	70 - 130
Anthracene	5.00	5.02		ng/uL		100	70 - 130
Benzo[a]anthracene	5.00	4.71		ng/uL		94	70 - 130
Benzoic acid	10.0	9.64		ng/uL		96	70 - 130
Benzo[b]fluoranthene	5.00	4.46		ng/uL		89	70 - 130
Benzo[k]fluoranthene	5.00	5.06		ng/uL		101	70 - 130
Benzyl alcohol	5.00	4.98		ng/uL		100	70 - 130
Bis(2-chloroethoxy)methane	5.00	4.76		ng/uL		95	70 - 130
Bis(2-chloroethyl)ether	5.00	4.72		ng/uL		94	70 - 130
4-Bromophenyl phenyl ether	5.00	4.80		ng/uL		96	70 - 130
Butyl benzyl phthalate	5.00	5.02		ng/uL		100	70 - 130
2,4-Dimethylphenol	5.00	4.77		ng/uL		95	70 - 130
Dimethyl phthalate	5.00	4.95		ng/uL		99	70 - 130
4,6-Dinitro-2-methylphenol	5.00	4.58		ng/uL		92	70 - 130
2,4-Dinitrophenol	10.0	8.54		ng/uL		85	70 - 130
2,4-Dinitrotoluene	5.00	4.98		ng/uL		100	70 - 130
Fluoranthene	5.00	5.04		ng/uL		101	70 - 130
Fluorene	5.00	4.99		ng/uL		100	70 - 130
Hexachlorobenzene	5.00	4.64		ng/uL		93	70 - 130
Hexachlorobutadiene	5.00	4.61		ng/uL		92	70 - 130
Hexachlorocyclopentadiene	5.00	4.71		ng/uL		94	70 - 130
Hexachloroethane	5.00	4.81		ng/uL		96	70 - 130
N-Nitrosodiphenylamine	5.00	4.79		ng/uL		96	70 - 130
N-Nitrosodi-n-propylamine	5.00	4.79		ng/uL		96	70 - 130
1,4-Dichlorobenzene	5.00	4.85		ng/uL		97	70 - 130
2-Chloronaphthalene	5.00	4.61		ng/uL		92	70 - 130
2-Chlorophenol	5.00	5.09		ng/uL		102	70 - 130
4-Chlorophenyl phenyl ether	5.00	4.68		ng/uL		94	70 - 130
Chrysene	5.00	4.77		ng/uL		95	70 - 130
Dibenz(a,h)anthracene	5.00	5.13		ng/uL		103	70 - 130
Dibenzofuran	5.00	5.00		ng/uL		100	70 - 130
Benzo[g,h,i]perylene	5.00	5.00		ng/uL		100	70 - 130
Benzo[a]pyrene	5.00	4.91		ng/uL		98	70 - 130
Di-n-butyl phthalate	5.00	5.22		ng/uL		104	70 - 130
1,2-Dichlorobenzene	5.00	4.67		ng/uL		93	70 - 130
1,3-Dichlorobenzene	5.00	4.82		ng/uL		96	70 - 130

Method: 8270C/DoD - Semivolatile Organic Compounds (GC/MS) (Continued)

Lab Sample ID: MRL 240-34010/26 MRL
Matrix: Water
Analysis Batch: 34010

Client Sample ID: Lab Control Sample
Prep Type: Total/NA

Analyte	Spike Added	MRL Result	MRL Qualifier	Unit	D	%Rec	%Rec. Limits
2,6-Dinitrotoluene	5.00	5.10		ng/uL		102	70 - 130
3,3'-Dichlorobenzidine	5.00	4.87		ng/uL		97	70 - 130
2,4-Dichlorophenol	5.00	4.80		ng/uL		96	70 - 130
Diethyl phthalate	5.00	4.44		ng/uL		89	70 - 130
Indeno[1,2,3-cd]pyrene	5.00	4.94		ng/uL		99	70 - 130
Isophorone	5.00	5.02		ng/uL		100	70 - 130
2-Methylnaphthalene	5.00	4.98		ng/uL		100	70 - 130
2-Methylphenol	5.00	5.05		ng/uL		101	70 - 130
Naphthalene	5.00	5.06		ng/uL		101	70 - 130
2-Nitroaniline	5.00	5.07		ng/uL		101	70 - 130
3-Nitroaniline	5.00	5.04		ng/uL		101	70 - 130
4-Nitroaniline	5.00	4.90		ng/uL		98	70 - 130
Nitrobenzene	5.00	4.75		ng/uL		95	70 - 130
2-Nitrophenol	5.00	5.23		ng/uL		105	70 - 130
4-Nitrophenol	5.00	4.12		ng/uL		82	70 - 130
Pyrene	5.00	5.04		ng/uL		101	70 - 130
Pentachlorophenol	10.0	9.02		ng/uL		90	70 - 130
Phenanthrene	5.00	4.89		ng/uL		98	70 - 130
1,2,4-Trichlorobenzene	5.00	4.63		ng/uL		93	70 - 130
2,4,5-Trichlorophenol	5.00	4.86		ng/uL		97	70 - 130
2,4,6-Trichlorophenol	5.00	4.78		ng/uL		96	70 - 130
Phenol	5.00	4.95		ng/uL		99	70 - 130
Carbazole	5.00	5.03		ng/uL		101	70 - 130
4-Chloroaniline	5.00	4.72		ng/uL		94	70 - 130
3 & 4 Methylphenol	5.00	5.01		ng/uL		100	70 - 130
Bis(2-ethylhexyl) phthalate	5.00	5.05		ng/uL		101	70 - 130
Di-n-octyl phthalate	5.00	5.19		ng/uL		104	70 - 130
4-Chloro-3-methylphenol	5.00	5.04		ng/uL		101	70 - 130
2,2'-oxybis[1-chloropropane]	5.00	4.95		ng/uL		99	70 - 130

Surrogate	*MRL %Recovery*	*MRL Qualifier*	*Limits*
2-Fluorobiphenyl (Surr)	*95*		*70 - 130*
2-Fluorophenol (Surr)	*103*		*70 - 130*
2,4,6-Tribromophenol (Surr)	*100*		*70 - 130*
Nitrobenzene-d5 (Surr)	*96*		*70 - 130*
Phenol-d5 (Surr)	*100*		*70 - 130*
Terphenyl-d14 (Surr)	*94*		*70 - 130*

Lab Sample ID: MRL 240-34010/5 MRL
Matrix: Water
Analysis Batch: 34010

Client Sample ID: Lab Control Sample
Prep Type: Total/NA

Analyte	Spike Added	MRL Result	MRL Qualifier	Unit	D	%Rec	%Rec. Limits
Acenaphthene	5.00	4.84		ng/uL		97	70 - 130
Acenaphthylene	5.00	5.04		ng/uL		101	70 - 130
Anthracene	5.00	4.94		ng/uL		99	70 - 130
Benzo[a]anthracene	5.00	4.85		ng/uL		97	70 - 130
Benzoic acid	10.0	9.61		ng/uL		96	70 - 130
Benzo[b]fluoranthene	5.00	5.31		ng/uL		106	70 - 130

Method: 8270C/DoD - Semivolatile Organic Compounds (GC/MS) (Continued)

Lab Sample ID: MRL 240-34010/5 MRL
Matrix: Water
Analysis Batch: 34010

Client Sample ID: Lab Control Sample
Prep Type: Total/NA

Analyte	Spike Added	MRL Result	MRL Qualifier	Unit	D	%Rec	%Rec. Limits
Benzo[k]fluoranthene	5.00	4.77		ng/uL		95	70 - 130
Benzyl alcohol	5.00	5.65		ng/uL		113	70 - 130
Bis(2-chloroethoxy)methane	5.00	4.83		ng/uL		97	70 - 130
Bis(2-chloroethyl)ether	5.00	4.97		ng/uL		99	70 - 130
4-Bromophenyl phenyl ether	5.00	4.82		ng/uL		96	70 - 130
Butyl benzyl phthalate	5.00	4.95		ng/uL		99	70 - 130
2,4-Dimethylphenol	5.00	5.03		ng/uL		101	70 - 130
Dimethyl phthalate	5.00	4.90		ng/uL		98	70 - 130
4,6-Dinitro-2-methylphenol	5.00	4.73		ng/uL		95	70 - 130
2,4-Dinitrophenol	10.0	8.80		ng/uL		88	70 - 130
2,4-Dinitrotoluene	5.00	4.96		ng/uL		99	70 - 130
Fluoranthene	5.00	4.93		ng/uL		99	70 - 130
Fluorene	5.00	4.81		ng/uL		96	70 - 130
Hexachlorobenzene	5.00	4.81		ng/uL		96	70 - 130
Hexachlorobutadiene	5.00	4.55		ng/uL		91	70 - 130
Hexachlorocyclopentadiene	5.00	4.88		ng/uL		98	70 - 130
Hexachloroethane	5.00	4.83		ng/uL		97	70 - 130
N-Nitrosodiphenylamine	5.00	4.86		ng/uL		97	70 - 130
N-Nitrosodi-n-propylamine	5.00	5.13		ng/uL		103	70 - 130
1,4-Dichlorobenzene	5.00	5.10		ng/uL		102	70 - 130
2-Chloronaphthalene	5.00	4.73		ng/uL		95	70 - 130
2-Chlorophenol	5.00	5.28		ng/uL		106	70 - 130
4-Chlorophenyl phenyl ether	5.00	4.68		ng/uL		94	70 - 130
Chrysene	5.00	4.65		ng/uL		93	70 - 130
Dibenz(a,h)anthracene	5.00	5.37		ng/uL		107	70 - 130
Dibenzofuran	5.00	4.98		ng/uL		100	70 - 130
Benzo[g,h,i]perylene	5.00	5.17		ng/uL		103	70 - 130
Benzo[a]pyrene	5.00	5.12		ng/uL		102	70 - 130
Di-n-butyl phthalate	5.00	5.17		ng/uL		103	70 - 130
1,2-Dichlorobenzene	5.00	4.98		ng/uL		100	70 - 130
1,3-Dichlorobenzene	5.00	5.06		ng/uL		101	70 - 130
2,6-Dinitrotoluene	5.00	5.19		ng/uL		104	70 - 130
3,3'-Dichlorobenzidine	5.00	4.80		ng/uL		96	70 - 130
2,4-Dichlorophenol	5.00	5.13		ng/uL		103	70 - 130
Diethyl phthalate	5.00	4.48		ng/uL		90	70 - 130
Indeno[1,2,3-cd]pyrene	5.00	5.19		ng/uL		104	70 - 130
Isophorone	5.00	5.03		ng/uL		101	70 - 130
2-Methylnaphthalene	5.00	4.96		ng/uL		99	70 - 130
2-Methylphenol	5.00	5.36		ng/uL		107	70 - 130
Naphthalene	5.00	5.11		ng/uL		102	70 - 130
2-Nitroaniline	5.00	5.11		ng/uL		102	70 - 130
3-Nitroaniline	5.00	5.18		ng/uL		104	70 - 130
4-Nitroaniline	5.00	4.98		ng/uL		100	70 - 130
Nitrobenzene	5.00	4.90		ng/uL		98	70 - 130
2-Nitrophenol	5.00	5.40		ng/uL		108	70 - 130
4-Nitrophenol	5.00	5.52		ng/uL		110	70 - 130
Pyrene	5.00	5.11		ng/uL		102	70 - 130
Pentachlorophenol	10.0	9.15		ng/uL		92	70 - 130
Phenanthrene	5.00	4.98		ng/uL		100	70 - 130
1,2,4-Trichlorobenzene	5.00	4.63		ng/uL		93	70 - 130

Method: 8270C/DoD - Semivolatile Organic Compounds (GC/MS) (Continued)

Lab Sample ID: MRL 240-34010/5 MRL
Matrix: Water
Analysis Batch: 34010

Client Sample ID: Lab Control Sample
Prep Type: Total/NA

Analyte	Spike Added	MRL Result	MRL Qualifier	Unit	D	%Rec	%Rec. Limits
2,4,5-Trichlorophenol	5.00	5.21		ng/uL		104	70 - 130
2,4,6-Trichlorophenol	5.00	4.84		ng/uL		97	70 - 130
Phenol	5.00	5.31		ng/uL		106	70 - 130
Carbazole	5.00	5.01		ng/uL		100	70 - 130
4-Chloroaniline	5.00	5.06		ng/uL		101	70 - 130
3 & 4 Methylphenol	5.00	5.38		ng/uL		108	70 - 130
Bis(2-ethylhexyl) phthalate	5.00	5.05		ng/uL		101	70 - 130
Di-n-octyl phthalate	5.00	5.40		ng/uL		108	70 - 130
4-Chloro-3-methylphenol	5.00	5.04		ng/uL		101	70 - 130
2,2'-oxybis[1-chloropropane]	5.00	5.05		ng/uL		101	70 - 130

Surrogate	*MRL %Recovery*	*MRL Qualifier*	*Limits*
2-Fluorobiphenyl (Surr)	*95*		*70 - 130*
2-Fluorophenol (Surr)	*106*		*70 - 130*
2,4,6-Tribromophenol (Surr)	*109*		*70 - 130*
Nitrobenzene-d5 (Surr)	*99*		*70 - 130*
Phenol-d5 (Surr)	*107*		*70 - 130*
Terphenyl-d14 (Surr)	*94*		*70 - 130*

Method: 8081/DOD - Organochlorine Pesticides (GC)

Lab Sample ID: MB 240-32545/1-A
Matrix: Water
Analysis Batch: 32700

Client Sample ID: Method Blank
Prep Type: Total/NA
Prep Batch: 32545

Analyte	MB Result	MB Qualifier	LOQ	DL	Unit	D	Prepared	Analyzed	Dil Fac
4,4'-DDD	0.010	U	0.050	0.0096	ug/L		02/03/12 08:05	02/05/12 00:56	1
4,4'-DDE	0.010	U	0.050	0.0097	ug/L		02/03/12 08:05	02/05/12 00:56	1
4,4'-DDT	0.030	U	0.050	0.016	ug/L		02/03/12 08:05	02/05/12 00:56	1
Aldrin	0.010	U	0.030	0.0082	ug/L		02/03/12 08:05	02/05/12 00:56	1
alpha-BHC	0.010	U	0.030	0.0070	ug/L		02/03/12 08:05	02/05/12 00:56	1
alpha-Chlordane	0.014	U	0.050	0.014	ug/L		02/03/12 08:05	02/05/12 00:56	1
beta-BHC	0.010	U	0.050	0.0084	ug/L		02/03/12 08:05	02/05/12 00:56	1
delta-BHC	0.010	U	0.050	0.0087	ug/L		02/03/12 08:05	02/05/12 00:56	1
Dieldrin	0.010	U	0.030	0.0075	ug/L		02/03/12 08:05	02/05/12 00:56	1
Endosulfan I	0.013	U	0.050	0.013	ug/L		02/03/12 08:05	02/05/12 00:56	1
Endosulfan II	0.012	U	0.050	0.012	ug/L		02/03/12 08:05	02/05/12 00:56	1
Endosulfan sulfate	0.011	U	0.050	0.011	ug/L		02/03/12 08:05	02/05/12 00:56	1
Endrin	0.011	U	0.050	0.011	ug/L		02/03/12 08:05	02/05/12 00:56	1
Endrin aldehyde	0.011	U	0.050	0.011	ug/L		02/03/12 08:05	02/05/12 00:56	1
Endrin ketone	0.010	U	0.050	0.0078	ug/L		02/03/12 08:05	02/05/12 00:56	1
gamma-BHC (Lindane)	0.010	U	0.050	0.0064	ug/L		02/03/12 08:05	02/05/12 00:56	1
gamma-Chlordane	0.012	U	0.050	0.012	ug/L		02/03/12 08:05	02/05/12 00:56	1
Heptachlor	0.010	U	0.030	0.0080	ug/L		02/03/12 08:05	02/05/12 00:56	1
Heptachlor epoxide	0.010	U	0.030	0.0071	ug/L		02/03/12 08:05	02/05/12 00:56	1
Methoxychlor	0.032	U	0.10	0.032	ug/L		02/03/12 08:05	02/05/12 00:56	1
Toxaphene	0.50	U	2.0	0.32	ug/L		02/03/12 08:05	02/05/12 00:56	1

Method: 8081/DOD - Organochlorine Pesticides (GC) (Continued)

Lab Sample ID: MB 240-32545/1-A
Matrix: Water
Analysis Batch: 32700

Client Sample ID: Method Blank
Prep Type: Total/NA
Prep Batch: 32545

Surrogate	MB %Recovery	MB Qualifier	Limits	Prepared	Analyzed	Dil Fac
DCB Decachlorobiphenyl	86		30 - 135	02/03/12 08:05	02/05/12 00:56	1
DCB Decachlorobiphenyl	86		30 - 135	02/03/12 08:05	02/05/12 00:56	1
Tetrachloro-m-xylene	79		25 - 140	02/03/12 08:05	02/05/12 00:56	1
Tetrachloro-m-xylene	80		25 - 140	02/03/12 08:05	02/05/12 00:56	1

Lab Sample ID: LCS 240-32545/2-A
Matrix: Water
Analysis Batch: 32700

Client Sample ID: Lab Control Sample
Prep Type: Total/NA
Prep Batch: 32545

Analyte	Spike Added	LCS Result	LCS Qualifier	Unit	D	%Rec	%Rec. Limits
4,4'-DDD	1.00	1.12		ug/L		112	25 - 150
4,4'-DDE	1.00	0.965		ug/L		97	35 - 140
4,4'-DDT	1.00	1.03		ug/L		103	45 - 140
Aldrin	1.00	0.902		ug/L		90	25 - 140
alpha-BHC	1.00	0.954		ug/L		95	60 - 130
alpha-Chlordane	1.00	0.955		ug/L		96	65 - 125
beta-BHC	1.00	0.923		ug/L		92	65 - 125
delta-BHC	1.00	1.10		ug/L		110	45 - 135
Dieldrin	1.00	0.920		ug/L		92	60 - 130
Endosulfan I	1.00	0.745		ug/L		75	50 - 110
Endosulfan II	1.00	0.771		ug/L		77	30 - 130
Endosulfan sulfate	1.00	0.981		ug/L		98	55 - 135
Endrin	1.00	1.01		ug/L		101	55 - 135
Endrin aldehyde	1.00	0.966		ug/L		97	55 - 135
Endrin ketone	1.00	0.905		ug/L		91	75 - 125
gamma-BHC (Lindane)	1.00	0.927		ug/L		93	25 - 135
gamma-Chlordane	1.00	0.942		ug/L		94	60 - 125
Heptachlor	1.00	0.862		ug/L		86	40 - 130
Heptachlor epoxide	1.00	0.935		ug/L		94	60 - 130
Methoxychlor	1.00	0.975		ug/L		98	55 - 150

Surrogate	LCS %Recovery	LCS Qualifier	Limits
DCB Decachlorobiphenyl	30		30 - 135
DCB Decachlorobiphenyl	30		30 - 135
Tetrachloro-m-xylene	86		25 - 140
Tetrachloro-m-xylene	81		25 - 140

Lab Sample ID: MRL 240-32700/24 MRL
Matrix: Water
Analysis Batch: 32700

Client Sample ID: Lab Control Sample
Prep Type: Total/NA

Analyte	Spike Added	MRL Result	MRL Qualifier	Unit	D	%Rec	%Rec. Limits
4,4'-DDD	0.00500	0.00542		ng/uL		108	70 - 130
4,4'-DDD	0.00500	0.00850	^	ng/uL		170	70 - 130
4,4'-DDE	0.00500	0.00423	J M	ng/uL		85	70 - 130
4,4'-DDE	0.00500	0.00520		ng/uL		104	70 - 130
4,4'-DDT	0.00500	0.00602		ng/uL		120	70 - 130
4,4'-DDT	0.00500	0.00573		ng/uL		115	70 - 130
Aldrin	0.00500	0.00527		ng/uL		105	70 - 130

Method: 8081/DOD - Organochlorine Pesticides (GC) (Continued)

Lab Sample ID: MRL 240-32700/24 MRL
Matrix: Water
Analysis Batch: 32700

Client Sample ID: Lab Control Sample
Prep Type: Total/NA

Analyte	Spike Added	MRL Result	MRL Qualifier	Unit	D	%Rec	%Rec. Limits
Aldrin	0.00500	0.00512		ng/uL		102	70 - 130
alpha-BHC	0.00500	0.00515		ng/uL		103	70 - 130
alpha-BHC	0.00500	0.00478	J	ng/uL		96	70 - 130
alpha-Chlordane	0.00500	0.00553		ng/uL		111	70 - 130
alpha-Chlordane	0.00500	0.00560		ng/uL		112	70 - 130
beta-BHC	0.00500	0.00555		ng/uL		111	70 - 130
beta-BHC	0.00500	0.00576		ng/uL		115	70 - 130
delta-BHC	0.00500	0.00483	J	ng/uL		97	70 - 130
delta-BHC	0.00500	0.00490	J	ng/uL		98	70 - 130
Dieldrin	0.00500	0.00574		ng/uL		115	70 - 130
Dieldrin	0.00500	0.00561		ng/uL		112	70 - 130
Endosulfan I	0.00500	0.00580	M	ng/uL		116	70 - 130
Endosulfan I	0.00500	0.00601		ng/uL		120	70 - 130
Endosulfan II	0.00500	0.00569		ng/uL		114	70 - 130
Endosulfan II	0.00500	0.00613		ng/uL		123	70 - 130
Endosulfan sulfate	0.00500	0.00611		ng/uL		122	70 - 130
Endosulfan sulfate	0.00500	0.00607		ng/uL		121	70 - 130
Endrin	0.00500	0.00588		ng/uL		118	70 - 130
Endrin	0.00500	0.00592		ng/uL		118	70 - 130
Endrin aldehyde	0.00500	0.00654	^	ng/uL		131	70 - 130
Endrin aldehyde	0.00500	0.00652		ng/uL		130	70 - 130
Endrin ketone	0.00500	0.00621		ng/uL		124	70 - 130
Endrin ketone	0.00500	0.00600		ng/uL		120	70 - 130
gamma-BHC (Lindane)	0.00500	0.00567		ng/uL		113	70 - 130
gamma-BHC (Lindane)	0.00500	0.00528		ng/uL		106	70 - 130
gamma-Chlordane	0.00500	0.00581		ng/uL		116	70 - 130
gamma-Chlordane	0.00500	0.00548		ng/uL		110	70 - 130
Heptachlor	0.00500	0.00637		ng/uL		127	70 - 130
Heptachlor	0.00500	0.00601		ng/uL		120	70 - 130
Heptachlor epoxide	0.00500	0.00546		ng/uL		109	70 - 130
Heptachlor epoxide	0.00500	0.00569		ng/uL		114	70 - 130
Methoxychlor	0.00500	0.00618	J	ng/uL		124	70 - 130
Methoxychlor	0.00500	0.00589	J	ng/uL		118	70 - 130

Surrogate	*MRL %Recovery*	*MRL Qualifier*	*Limits*
DCB Decachlorobiphenyl	*0*	*Q ^*	*70 - 130*
DCB Decachlorobiphenyl	*0*	*Q ^*	*70 - 130*
Tetrachloro-m-xylene	*0*	*Q ^*	*70 - 130*
Tetrachloro-m-xylene	*0*	*Q ^*	*70 - 130*

Lab Sample ID: MRL 240-32700/54 MRL
Matrix: Water
Analysis Batch: 32700

Client Sample ID: Lab Control Sample
Prep Type: Total/NA

Analyte	Spike Added	MRL Result	MRL Qualifier	Unit	D	%Rec	%Rec. Limits
4,4'-DDD	0.00500	0.00658	^	ng/uL		132	70 - 130
4,4'-DDD	0.00500	0.0102	^	ng/uL		204	70 - 130
4,4'-DDE	0.00500	0.00569		ng/uL		114	70 - 130
4,4'-DDE	0.00500	0.00580		ng/uL		116	70 - 130

Method: 8081/DOD - Organochlorine Pesticides (GC) (Continued)

Lab Sample ID: MRL 240-32700/54 MRL
Matrix: Water
Analysis Batch: 32700

Client Sample ID: Lab Control Sample
Prep Type: Total/NA

Analyte	Spike Added	MRL Result	MRL Qualifier	Unit	D	%Rec	%Rec. Limits
4,4'-DDT	0.00500	0.00567		ng/uL		113	70 - 130
4,4'-DDT	0.00500	0.00557		ng/uL		111	70 - 130
Aldrin	0.00500	0.00525		ng/uL		105	70 - 130
Aldrin	0.00500	0.00519		ng/uL		104	70 - 130
alpha-BHC	0.00500	0.00520		ng/uL		104	70 - 130
alpha-BHC	0.00500	0.00497	J	ng/uL		99	70 - 130
alpha-Chlordane	0.00500	0.00542		ng/uL		108	70 - 130
alpha-Chlordane	0.00500	0.00549		ng/uL		110	70 - 130
beta-BHC	0.00500	0.00580		ng/uL		116	70 - 130
beta-BHC	0.00500	0.00602		ng/uL		120	70 - 130
delta-BHC	0.00500	0.00521		ng/uL		104	70 - 130
delta-BHC	0.00500	0.00533		ng/uL		107	70 - 130
Dieldrin	0.00500	0.00554		ng/uL		111	70 - 130
Dieldrin	0.00500	0.00529		ng/uL		106	70 - 130
Endosulfan I	0.00500	0.00546		ng/uL		109	70 - 130
Endosulfan I	0.00500	0.00556		ng/uL		111	70 - 130
Endosulfan II	0.00500	0.00472	J	ng/uL		94	70 - 130
Endosulfan II	0.00500	0.00482	J	ng/uL		96	70 - 130
Endosulfan sulfate	0.00500	0.00600		ng/uL		120	70 - 130
Endosulfan sulfate	0.00500	0.00581		ng/uL		116	70 - 130
Endrin	0.00500	0.00630		ng/uL		126	70 - 130
Endrin	0.00500	0.00577		ng/uL		115	70 - 130
Endrin aldehyde	0.00500	0.00619		ng/uL		124	70 - 130
Endrin aldehyde	0.00500	0.00581		ng/uL		116	70 - 130
Endrin ketone	0.00500	0.00560		ng/uL		112	70 - 130
Endrin ketone	0.00500	0.00562		ng/uL		112	70 - 130
gamma-BHC (Lindane)	0.00500	0.00557		ng/uL		111	70 - 130
gamma-BHC (Lindane)	0.00500	0.00529		ng/uL		106	70 - 130
gamma-Chlordane	0.00500	0.00558		ng/uL		112	70 - 130
gamma-Chlordane	0.00500	0.00536		ng/uL		107	70 - 130
Heptachlor	0.00500	0.00582		ng/uL		116	70 - 130
Heptachlor	0.00500	0.00558		ng/uL		112	70 - 130
Heptachlor epoxide	0.00500	0.00525		ng/uL		105	70 - 130
Heptachlor epoxide	0.00500	0.00562		ng/uL		112	70 - 130
Methoxychlor	0.00500	0.00706	J ^	ng/uL		141	70 - 130
Methoxychlor	0.00500	0.00611	J	ng/uL		122	70 - 130

Surrogate	*MRL %Recovery*	*MRL Qualifier*	*Limits*
DCB Decachlorobiphenyl	*0*	*Q ^*	*70 - 130*
DCB Decachlorobiphenyl	*0*	*Q ^*	*70 - 130*
Tetrachloro-m-xylene	*0*	*Q ^*	*70 - 130*
Tetrachloro-m-xylene	*0*	*Q ^*	*70 - 130*

Method: 8082/DOD - Polychlorinated Biphenyls (PCBs) by Gas Chromatography

Lab Sample ID: MB 240-32546/1-A
Matrix: Water
Analysis Batch: 32707

Client Sample ID: Method Blank
Prep Type: Total/NA
Prep Batch: 32546

Analyte	MB Result	MB Qualifier	LOQ	DL	Unit	D	Prepared	Analyzed	Dil Fac
Aroclor-1016	0.20	U	0.50	0.17	ug/L		02/03/12 08:09	02/04/12 18:30	1
Aroclor-1221	0.20	U	0.50	0.13	ug/L		02/03/12 08:09	02/04/12 18:30	1
Aroclor-1232	0.20	U	0.50	0.16	ug/L		02/03/12 08:09	02/04/12 18:30	1
Aroclor-1242	0.40	U	0.50	0.22	ug/L		02/03/12 08:09	02/04/12 18:30	1
Aroclor-1248	0.20	U	0.50	0.10	ug/L		02/03/12 08:09	02/04/12 18:30	1
Aroclor-1254	0.20	U	0.50	0.16	ug/L		02/03/12 08:09	02/04/12 18:30	1
Aroclor-1260	0.20	U	0.50	0.17	ug/L		02/03/12 08:09	02/04/12 18:30	1

Surrogate	*MB %Recovery*	*MB Qualifier*	*Limits*	*Prepared*	*Analyzed*	*Dil Fac*
Tetrachloro-m-xylene	*72*		*40 - 140*	*02/03/12 08:09*	*02/04/12 18:30*	*1*
Tetrachloro-m-xylene	*74*		*40 - 140*	*02/03/12 08:09*	*02/04/12 18:30*	*1*
DCB Decachlorobiphenyl	*88*		*40 - 135*	*02/03/12 08:09*	*02/04/12 18:30*	*1*
DCB Decachlorobiphenyl	*88*		*40 - 135*	*02/03/12 08:09*	*02/04/12 18:30*	*1*

Lab Sample ID: LCS 240-32546/2-A
Matrix: Water
Analysis Batch: 32707

Client Sample ID: Lab Control Sample
Prep Type: Total/NA
Prep Batch: 32546

Analyte	Spike Added	LCS Result	LCS Qualifier	Unit	D	%Rec	%Rec. Limits
Aroclor-1016	10.0	7.99		ug/L		80	25 - 145
Aroclor-1260	10.0	9.70		ug/L		97	30 - 145

Surrogate	*LCS %Recovery*	*LCS Qualifier*	*Limits*
Tetrachloro-m-xylene	*77*		*40 - 140*
Tetrachloro-m-xylene	*75*		*40 - 140*
DCB Decachlorobiphenyl	*95*		*40 - 135*
DCB Decachlorobiphenyl	*95*		*40 - 135*

Lab Sample ID: MRL 240-32707/30 MRL
Matrix: Water
Analysis Batch: 32707

Client Sample ID: Lab Control Sample
Prep Type: Total/NA

Analyte	Spike Added	MRL Result	MRL Qualifier	Unit	D	%Rec	%Rec. Limits
Aroclor-1016	0.0500	0.0683	^	ng/uL		137	70 - 130
Aroclor-1016	0.0500	0.0544		ng/uL		109	70 - 130
Aroclor-1260	0.0500	0.0692	^	ng/uL		138	70 - 130
Aroclor-1260	0.0500	0.0623		ng/uL		125	70 - 130

Surrogate	*MRL %Recovery*	*MRL Qualifier*	*Limits*
Tetrachloro-m-xylene	*131*	*^*	*70 - 130*
Tetrachloro-m-xylene	*114*		*70 - 130*
DCB Decachlorobiphenyl	*142*	*Q ^*	*70 - 130*
DCB Decachlorobiphenyl	*142*	*Q ^*	*70 - 130*

Method: 8082/DOD - Polychlorinated Biphenyls (PCBs) by Gas Chromatography (Continued)

Lab Sample ID: MRL 240-32707/8 MRL
Matrix: Water
Analysis Batch: 32707

Client Sample ID: Lab Control Sample
Prep Type: Total/NA

Analyte	Spike Added	MRL Result	MRL Qualifier	Unit	D	%Rec	%Rec. Limits
Aroclor-1016	0.0500	0.0621		ng/uL		124	70 - 130
Aroclor-1016	0.0500	0.0498	J	ng/uL		100	70 - 130
Aroclor-1260	0.0500	0.0613		ng/uL		123	70 - 130
Aroclor-1260	0.0500	0.0613		ng/uL		123	70 - 130

Surrogate	*MRL %Recovery*	*MRL Qualifier*	*Limits*
Tetrachloro-m-xylene	*108*		*70 - 130*
Tetrachloro-m-xylene	*113*		*70 - 130*
DCB Decachlorobiphenyl	*124*		*70 - 130*
DCB Decachlorobiphenyl	*136*	*Q ^*	*70 - 130*

Lab Sample ID: MB 240-32796/1-A
Matrix: Water
Analysis Batch: 33382

Client Sample ID: Method Blank
Prep Type: Total/NA
Prep Batch: 32796

Analyte	MB Result	MB Qualifier	LOQ	DL	Unit	D	Prepared	Analyzed	Dil Fac
Aroclor-1016	0.20	U	0.50	0.17	ug/L		02/06/12 08:53	02/10/12 03:04	1
Aroclor-1221	0.20	U	0.50	0.13	ug/L		02/06/12 08:53	02/10/12 03:04	1
Aroclor-1232	0.20	U	0.50	0.16	ug/L		02/06/12 08:53	02/10/12 03:04	1
Aroclor-1242	0.40	U	0.50	0.22	ug/L		02/06/12 08:53	02/10/12 03:04	1
Aroclor-1248	0.20	U	0.50	0.10	ug/L		02/06/12 08:53	02/10/12 03:04	1
Aroclor-1254	0.20	U	0.50	0.16	ug/L		02/06/12 08:53	02/10/12 03:04	1
Aroclor-1260	0.20	U	0.50	0.17	ug/L		02/06/12 08:53	02/10/12 03:04	1

Surrogate	*MB %Recovery*	*MB Qualifier*	*Limits*	*Prepared*	*Analyzed*	*Dil Fac*
Tetrachloro-m-xylene	*85*		*40 - 140*	*02/06/12 08:53*	*02/10/12 03:04*	*1*
Tetrachloro-m-xylene	*81*		*40 - 140*	*02/06/12 08:53*	*02/10/12 03:04*	*1*
DCB Decachlorobiphenyl	*103*		*40 - 135*	*02/06/12 08:53*	*02/10/12 03:04*	*1*
DCB Decachlorobiphenyl	*104*		*40 - 135*	*02/06/12 08:53*	*02/10/12 03:04*	*1*

Lab Sample ID: LCS 240-32796/2-A
Matrix: Water
Analysis Batch: 33382

Client Sample ID: Lab Control Sample
Prep Type: Total/NA
Prep Batch: 32796

Analyte	Spike Added	LCS Result	LCS Qualifier	Unit	D	%Rec	%Rec. Limits
Aroclor-1016	10.0	9.12		ug/L		91	25 - 145
Aroclor-1260	10.0	11.0		ug/L		110	30 - 145

Surrogate	*LCS %Recovery*	*LCS Qualifier*	*Limits*
Tetrachloro-m-xylene	*63*		*40 - 140*
Tetrachloro-m-xylene	*60*		*40 - 140*
DCB Decachlorobiphenyl	*101*		*40 - 135*
DCB Decachlorobiphenyl	*103*		*40 - 135*

Method: 8082/DOD - Polychlorinated Biphenyls (PCBs) by Gas Chromatography (Continued)

Lab Sample ID: MRL 240-33382/24 MRL
Matrix: Water
Analysis Batch: 33382

Client Sample ID: Lab Control Sample
Prep Type: Total/NA

Analyte	Spike Added	MRL Result	MRL Qualifier	Unit	D	%Rec	%Rec. Limits
Aroclor-1016	0.0500	0.0583		ng/uL		117	70 - 130
Aroclor-1016	0.0500	0.0521		ng/uL		104	70 - 130
Aroclor-1260	0.0500	0.0648		ng/uL		130	70 - 130
Aroclor-1260	0.0500	0.0681	^	ng/uL		136	70 - 130

Surrogate	*MRL %Recovery*	*MRL Qualifier*	*Limits*
Tetrachloro-m-xylene	*108*		*70 - 130*
Tetrachloro-m-xylene	*108*		*70 - 130*
DCB Decachlorobiphenyl	*144*	*Q ^*	*70 - 130*
DCB Decachlorobiphenyl	*152*	*Q ^*	*70 - 130*

Lab Sample ID: MRL 240-33382/4 MRL
Matrix: Water
Analysis Batch: 33382

Client Sample ID: Lab Control Sample
Prep Type: Total/NA

Analyte	Spike Added	MRL Result	MRL Qualifier	Unit	D	%Rec	%Rec. Limits
Aroclor-1016	0.0500	0.0654	^	ng/uL		131	70 - 130
Aroclor-1016	0.0500	0.0507		ng/uL		101	70 - 130
Aroclor-1260	0.0500	0.0614		ng/uL		123	70 - 130
Aroclor-1260	0.0500	0.0638		ng/uL		128	70 - 130

Surrogate	*MRL %Recovery*	*MRL Qualifier*	*Limits*
Tetrachloro-m-xylene	*129*		*70 - 130*
Tetrachloro-m-xylene	*107*		*70 - 130*
DCB Decachlorobiphenyl	*123*		*70 - 130*
DCB Decachlorobiphenyl	*139*	*Q ^*	*70 - 130*

Method: 8330 (Modified) - Organic Compounds by UV/HPLC

Lab Sample ID: G2B110000014B
Matrix: Water
Analysis Batch: 2042014

Client Sample ID: Method Blank
Prep Type: Dissolved
Prep Batch: 2042014_P

Analyte	MB Result	MB Qualifier	LOQ	DL	Unit	D	Prepared	Analyzed	Dil Fac
Nitroguanidine	6.0 U		20	2.4	ug/L		02/11/12 08:20	02/14/12 17:54	1

Lab Sample ID: G2B110000014C
Matrix: Water
Analysis Batch: 2042014

Client Sample ID: Lab Control Sample
Prep Type: Dissolved
Prep Batch: 2042014_P

Analyte	Spike Added	LCS Result	LCS Qualifier	Unit	D	%Rec	%Rec. Limits
Nitroguanidine	250	259		ug/L		104	73 - 117

Lab Sample ID: G2B030497001D
Matrix: Water
Analysis Batch: 2042014

Client Sample ID: FWGWBGMW-007C-1888-GW
Prep Type: Dissolved
Prep Batch: 2042014_P

Analyte	Sample Result	Sample Qualifier	Spike Added	SD1 Result	SD1 Qualifier	Unit	D	%Rec	%Rec. Limits	RPD	RPD Limit
Nitroguanidine	6.0 U		250	262		ug/L		105	73 - 117	1.2	15

Method: 8330 (Modified) - Organic Compounds by UV/HPLC (Continued)

Lab Sample ID: G2B030497001S
Matrix: Water
Analysis Batch: 2042014

Client Sample ID: FWGWBGMW-007C-1888-GW
Prep Type: Dissolved
Prep Batch: 2042014_P

Analyte	Sample Result	Sample Qualifier	Spike Added	MS1 Result	MS1 Qualifier	Unit	D	%Rec	%Rec. Limits
Nitroguanidine	6.0 U		250	265		ug/L		106	73 - 117

Method: 8330/8330A - Nitroaromatics & Nitramines: Explosives (8330/A)

Lab Sample ID: G2B070000121B
Matrix: Water
Analysis Batch: 2038121

Client Sample ID: Method Blank
Prep Type: Total
Prep Batch: 2038121_P

Analyte	MB Result	MB Qualifier	LOQ	DL	Unit	D	Prepared	Analyzed	Dil Fac
Nitroglycerin	0.50 U		0.65	0.33	ug/L		02/07/12 13:10	02/17/12 14:02	1
PETN	0.50 U		0.65	0.30	ug/L		02/07/12 13:10	02/17/12 14:02	1
2-Amino-4,6-dinitrotoluene	0.10 U		0.20	0.10	ug/L		02/07/12 13:10	02/17/12 14:02	1
4-Amino-2,6-dinitrotoluene	0.050 U		0.10	0.050	ug/L		02/07/12 13:10	02/17/12 14:02	1
1,3-Dinitrobenzene	0.050 U		0.10	0.050	ug/L		02/07/12 13:10	02/17/12 14:02	1
2,4-Dinitrotoluene	0.050 U		0.10	0.050	ug/L		02/07/12 13:10	02/17/12 14:02	1
2,6-Dinitrotoluene	0.050 U		0.10	0.050	ug/L		02/07/12 13:10	02/17/12 14:02	1
HMX	0.050 U		0.10	0.036	ug/L		02/07/12 13:10	02/17/12 14:02	1
Nitrobenzene	0.050 U		0.10	0.050	ug/L		02/07/12 13:10	02/17/12 14:02	1
2-Nitrotoluene	0.10 U		0.50	0.088	ug/L		02/07/12 13:10	02/17/12 14:02	1
3-Nitrotoluene	0.10 U		0.50	0.057	ug/L		02/07/12 13:10	02/17/12 14:02	1
4-Nitrotoluene	0.10 U		0.65	0.088	ug/L		02/07/12 13:10	02/17/12 14:02	1
RDX	0.050 U		0.10	0.036	ug/L		02/07/12 13:10	02/17/12 14:02	1
Tetryl	0.050 U		0.10	0.050	ug/L		02/07/12 13:10	02/17/12 14:02	1
1,3,5-Trinitrobenzene	0.050 U		0.10	0.030	ug/L		02/07/12 13:10	02/17/12 14:02	1
2,4,6-Trinitrotoluene	0.050 U		0.10	0.050	ug/L		02/07/12 13:10	02/17/12 14:02	1

Surrogate	*MB %Recovery*	*MB Qualifier*	*Limits*	*Prepared*	*Analyzed*	*Dil Fac*
3,4-Dinitrotoluene	*97*		*79 - 111*	*02/07/12 13:10*	*02/17/12 14:02*	*1*

Lab Sample ID: G2B070000121C
Matrix: Water
Analysis Batch: 2038121

Client Sample ID: Lab Control Sample
Prep Type: Total
Prep Batch: 2038121_P

Analyte	Spike Added	LCS Result	LCS Qualifier	Unit	D	%Rec	%Rec. Limits
Nitroglycerin	5.00	5.31		ug/L		106	85 - 115
PETN	5.00	4.71		ug/L		94	84 - 117
2-Amino-4,6-dinitrotoluene	1.00	1.01		ug/L		101	50 - 155
4-Amino-2,6-dinitrotoluene	1.00	0.995		ug/L		100	55 - 155
1,3-Dinitrobenzene	1.00	1.07		ug/L		107	45 - 160
2,4-Dinitrotoluene	1.00	0.997		ug/L		100	60 - 135
2,6-Dinitrotoluene	1.00	0.998		ug/L		100	60 - 135
HMX	1.00	0.999		ug/L		100	80 - 115
Nitrobenzene	1.00	1.06		ug/L		106	50 - 140
2-Nitrotoluene	1.00	0.971		ug/L		97	45 - 135
3-Nitrotoluene	1.00	0.973		ug/L		97	50 - 130
4-Nitrotoluene	1.00	0.977		ug/L		98	50 - 130
RDX	1.00	1.03		ug/L		103	50 - 160
Tetryl	1.00	0.845		ug/L		85	20 - 175
1,3,5-Trinitrobenzene	1.00	1.04		ug/L		104	65 - 140

Method: 8330/8330A - Nitroaromatics & Nitramines: Explosives (8330/A) (Continued)

Lab Sample ID: G2B070000121C
Matrix: Water
Analysis Batch: 2038121

Client Sample ID: Lab Control Sample
Prep Type: Total
Prep Batch: 2038121_P

Analyte	Spike Added	LCS Result	LCS Qualifier	Unit	D	%Rec	%Rec. Limits
2,4,6-Trinitrotoluene	1.00	0.773		ug/L		77	50 - 145

Surrogate	*LCS %Recovery*	*LCS Qualifier*	*Limits*
3,4-Dinitrotoluene	*99*		*79 - 111*

Method: 6010B/DOD - Metals (ICP)

Lab Sample ID: MB 240-33135/1-A
Matrix: Water
Analysis Batch: 33421

Client Sample ID: Method Blank
Prep Type: Total Recoverable
Prep Batch: 33135

Analyte	MB Result	MB Qualifier	LOQ	DL	Unit	D	Prepared	Analyzed	Dil Fac
Arsenic	10	U	10	3.3	ug/L		02/08/12 09:22	02/09/12 09:06	1
Chromium	4.0	U	7.0	1.4	ug/L		02/08/12 09:22	02/09/12 09:06	1
Cobalt	4.0	U	7.0	1.5	ug/L		02/08/12 09:22	02/09/12 09:06	1
Lead	5.0	U	10	1.7	ug/L		02/08/12 09:22	02/09/12 09:06	1
Selenium	10	U	15	4.0	ug/L		02/08/12 09:22	02/09/12 09:06	1
Silver	5.0	U	7.0	1.7	ug/L		02/08/12 09:22	02/09/12 09:06	1
Vanadium	4.0	U	7.0	1.3	ug/L		02/08/12 09:22	02/09/12 09:06	1
Barium	5.0	U	200	2.8	ug/L		02/08/12 09:22	02/09/12 09:06	1
Calcium	1000	U	5000	630	ug/L		02/08/12 09:22	02/09/12 09:06	1
Copper	10	U	25	4.4	ug/L		02/08/12 09:22	02/09/12 09:06	1
Magnesium	213	J	5000	120	ug/L		02/08/12 09:22	02/09/12 09:06	1
Manganese	5.0	U	15	1.8	ug/L		02/08/12 09:22	02/09/12 09:06	1
Nickel	5.0	U	40	2.2	ug/L		02/08/12 09:22	02/09/12 09:06	1
Potassium	900	U	5000	300	ug/L		02/08/12 09:22	02/09/12 09:06	1

Lab Sample ID: LCS 240-33135/2-A
Matrix: Water
Analysis Batch: 33421

Client Sample ID: Lab Control Sample
Prep Type: Total Recoverable
Prep Batch: 33135

Analyte	Spike Added	LCS Result	LCS Qualifier	Unit	D	%Rec	%Rec. Limits
Arsenic	2000	1920		ug/L		96	80 - 120
Chromium	200	194		ug/L		97	80 - 120
Cobalt	500	483		ug/L		97	80 - 120
Lead	500	482		ug/L		96	80 - 120
Selenium	2000	1920		ug/L		96	80 - 120
Silver	50.0	48.6		ug/L		97	80 - 120
Vanadium	500	483		ug/L		97	80 - 120
Barium	2000	2040		ug/L		102	80 - 120
Calcium	50000	48200		ug/L		96	80 - 120
Copper	250	240		ug/L		96	80 - 120
Magnesium	50000	46500		ug/L		93	80 - 120
Manganese	500	495		ug/L		99	80 - 120
Nickel	500	489		ug/L		98	80 - 120
Potassium	50000	48600		ug/L		97	80 - 120

Method: 6010B/DOD - Metals (ICP) (Continued)

Lab Sample ID: MB 240-33141/1-A
Matrix: Water
Analysis Batch: 33421

Client Sample ID: Method Blank
Prep Type: Total Recoverable
Prep Batch: 33141

Analyte	MB Result	MB Qualifier	LOQ	DL	Unit	D	Prepared	Analyzed	Dil Fac
Arsenic	10	U	10	3.3	ug/L		02/08/12 09:30	02/09/12 12:36	1
Chromium	4.0	U	7.0	1.4	ug/L		02/08/12 09:30	02/09/12 12:36	1
Cobalt	4.0	U	7.0	1.5	ug/L		02/08/12 09:30	02/09/12 12:36	1
Lead	5.0	U	10	1.7	ug/L		02/08/12 09:30	02/09/12 12:36	1
Selenium	10	U	15	4.0	ug/L		02/08/12 09:30	02/09/12 12:36	1
Silver	5.0	U	7.0	1.7	ug/L		02/08/12 09:30	02/09/12 12:36	1
Vanadium	4.0	U	7.0	1.3	ug/L		02/08/12 09:30	02/09/12 12:36	1
Barium	5.0	U	200	2.8	ug/L		02/08/12 09:30	02/09/12 12:36	1
Calcium	1000	U	5000	630	ug/L		02/08/12 09:30	02/09/12 12:36	1
Copper	10	U	25	4.4	ug/L		02/08/12 09:30	02/09/12 12:36	1
Magnesium	196	J	5000	120	ug/L		02/08/12 09:30	02/09/12 12:36	1
Manganese	5.0	U	15	1.8	ug/L		02/08/12 09:30	02/09/12 12:36	1
Nickel	5.0	U	40	2.2	ug/L		02/08/12 09:30	02/09/12 12:36	1
Potassium	900	U	5000	300	ug/L		02/08/12 09:30	02/09/12 12:36	1

Lab Sample ID: LCS 240-33141/2-A
Matrix: Water
Analysis Batch: 33421

Client Sample ID: Lab Control Sample
Prep Type: Total Recoverable
Prep Batch: 33141

Analyte	Spike Added	LCS Result	LCS Qualifier	Unit	D	%Rec	%Rec. Limits
Arsenic	2000	1910		ug/L		96	80 - 120
Chromium	200	197		ug/L		98	80 - 120
Cobalt	500	487		ug/L		97	80 - 120
Lead	500	485		ug/L		97	80 - 120
Selenium	2000	1960		ug/L		98	80 - 120
Silver	50.0	48.8		ug/L		98	80 - 120
Vanadium	500	490		ug/L		98	80 - 120
Barium	2000	2010		ug/L		101	80 - 120
Calcium	50000	49400		ug/L		99	80 - 120
Copper	250	244		ug/L		98	80 - 120
Magnesium	50000	47700		ug/L		95	80 - 120
Manganese	500	498		ug/L		100	80 - 120
Nickel	500	481		ug/L		96	80 - 120
Potassium	50000	49200		ug/L		98	80 - 120

Method: 6020/DOD - Metals (ICP/MS)

Lab Sample ID: MB 240-33135/1-A
Matrix: Water
Analysis Batch: 33647

Client Sample ID: Method Blank
Prep Type: Total Recoverable
Prep Batch: 33135

Analyte	MB Result	MB Qualifier	LOQ	DL	Unit	D	Prepared	Analyzed	Dil Fac
Aluminum	60	U	60	20	ug/L		02/08/12 09:22	02/10/12 10:32	1
Antimony	0.50	U	2.0	0.21	ug/L		02/08/12 09:22	02/10/12 10:32	1
Beryllium	0.10	U	1.0	0.033	ug/L		02/08/12 09:22	02/10/12 10:32	1
Cadmium	0.070	U	2.0	0.023	ug/L		02/08/12 09:22	02/10/12 10:32	1
Iron	100	U	150	44	ug/L		02/08/12 09:22	02/10/12 10:32	1
Sodium	400	U	1000	160	ug/L		02/08/12 09:22	02/10/12 10:32	1
Thallium	1.0	U	2.0	0.32	ug/L		02/08/12 09:22	02/10/12 10:32	1
Zinc	20	U	40	8.8	ug/L		02/08/12 09:22	02/10/12 10:32	1

Method: 6020/DOD - Metals (ICP/MS) (Continued)

Lab Sample ID: LCS 240-33135/3-A ^10
Matrix: Water
Analysis Batch: 33647

Client Sample ID: Lab Control Sample
Prep Type: Total Recoverable
Prep Batch: 33135

Analyte	Spike Added	LCS Result	LCS Qualifier	Unit	D	%Rec	%Rec. Limits
Aluminum	10000	9360	D	ug/L		94	80 - 120
Antimony	100	93.6	D	ug/L		94	80 - 120
Beryllium	1000	1020	D	ug/L		102	80 - 120
Cadmium	1000	958	D	ug/L		96	80 - 120
Iron	10000	10600	D	ug/L		106	80 - 120
Sodium	10000	9330	J D	ug/L		93	80 - 120
Thallium	250	246	D	ug/L		98	80 - 120
Zinc	1000	990	D	ug/L		99	80 - 120

Lab Sample ID: MB 240-33141/1-A
Matrix: Water
Analysis Batch: 33647

Client Sample ID: Method Blank
Prep Type: Total Recoverable
Prep Batch: 33141

Analyte	MB Result	MB Qualifier	LOQ	DL	Unit	D	Prepared	Analyzed	Dil Fac
Aluminum	60	U	60	20	ug/L		02/08/12 09:30	02/10/12 13:38	1
Antimony	0.50	U	2.0	0.21	ug/L		02/08/12 09:30	02/10/12 13:38	1
Beryllium	0.10	U	1.0	0.033	ug/L		02/08/12 09:30	02/10/12 13:38	1
Cadmium	0.070	U	2.0	0.023	ug/L		02/08/12 09:30	02/10/12 13:38	1
Iron	100	U	150	44	ug/L		02/08/12 09:30	02/10/12 13:38	1
Sodium	400	U	1000	160	ug/L		02/08/12 09:30	02/10/12 13:38	1
Thallium	1.0	U	2.0	0.32	ug/L		02/08/12 09:30	02/10/12 13:38	1
Zinc	20	U	40	8.8	ug/L		02/08/12 09:30	02/10/12 13:38	1

Lab Sample ID: LCS 240-33141/3-A ^10
Matrix: Water
Analysis Batch: 33647

Client Sample ID: Lab Control Sample
Prep Type: Total Recoverable
Prep Batch: 33141

Analyte	Spike Added	LCS Result	LCS Qualifier	Unit	D	%Rec	%Rec. Limits
Aluminum	10000	9690	D	ug/L		97	80 - 120
Antimony	100	97.8	D	ug/L		98	80 - 120
Beryllium	1000	1060	D	ug/L		106	80 - 120
Cadmium	1000	1000	D	ug/L		100	80 - 120
Iron	10000	11000	D	ug/L		110	80 - 120
Sodium	10000	9630	J D	ug/L		96	80 - 120
Thallium	250	254	D	ug/L		101	80 - 120
Zinc	1000	1050	D	ug/L		105	80 - 120

Method: 7470A/DOD - Mercury (CVAA)

Lab Sample ID: MB 240-34052/1-A
Matrix: Water
Analysis Batch: 34276

Client Sample ID: Method Blank
Prep Type: Total/NA
Prep Batch: 34052

Analyte	MB Result	MB Qualifier	LOQ	DL	Unit	D	Prepared	Analyzed	Dil Fac
Hg	0.20	U	0.20	0.12	ug/L		02/15/12 14:05	02/16/12 16:02	1

Method: 7470A/DOD - Mercury (CVAA) (Continued)

Lab Sample ID: LCS 240-34052/2-A
Matrix: Water
Analysis Batch: 34276

Client Sample ID: Lab Control Sample
Prep Type: Total/NA
Prep Batch: 34052

Analyte	Spike Added	LCS Result	LCS Qualifier	Unit	D	%Rec	%Rec. Limits
Hg	5.00	4.26		ug/L		85	80 - 120

Lab Sample ID: 240-8176-7 MS
Matrix: Water
Analysis Batch: 34276

Client Sample ID: FWGWBGMW-009C-1889-GF
Prep Type: Total/NA
Prep Batch: 34052

Analyte	Sample Result	Sample Qualifier	Spike Added	MS Result	MS Qualifier	Unit	D	%Rec	%Rec. Limits
Hg	0.20	U	1.00	0.957		ug/L		96	80 - 120

Lab Sample ID: 240-8176-7 DU
Matrix: Water
Analysis Batch: 34276

Client Sample ID: FWGWBGMW-009C-1889-GF
Prep Type: Total/NA
Prep Batch: 34052

Analyte	Sample Result	Sample Qualifier	DU Result	DU Qualifier	Unit	D	RPD	RPD Limit
Hg	0.20	U	0.121	J	ug/L		NC	

Method: 9012A - Cyanide, Total and/or Amenable

Lab Sample ID: MB 240-32572/1-A
Matrix: Water
Analysis Batch: 32649

Client Sample ID: Method Blank
Prep Type: Total/NA
Prep Batch: 32572

Analyte	MB Result	MB Qualifier	LOQ	DL	Unit	D	Prepared	Analyzed	Dil Fac
Cyanide, Total	0.010	U	0.010	0.0050	mg/L		02/03/12 08:38	02/03/12 11:55	1

Lab Sample ID: LCS 240-32572/2-A
Matrix: Water
Analysis Batch: 32649

Client Sample ID: Lab Control Sample
Prep Type: Total/NA
Prep Batch: 32572

Analyte	Spike Added	LCS Result	LCS Qualifier	Unit	D	%Rec	%Rec. Limits
Cyanide, Total	0.898	0.826		mg/L		92	69 - 118

Lab Sample ID: 240-8176-8 MS
Matrix: Water
Analysis Batch: 32649

Client Sample ID: FWGEQUIPRINSE3-1896-GW
Prep Type: Total/NA
Prep Batch: 32572

Analyte	Sample Result	Sample Qualifier	Spike Added	MS Result	MS Qualifier	Unit	D	%Rec	%Rec. Limits
Cyanide, Total	0.010	U	0.0400	0.0467		mg/L		117	42 - 140

Lab Sample ID: 240-8176-8 MSD
Matrix: Water
Analysis Batch: 32649

Client Sample ID: FWGEQUIPRINSE3-1896-GW
Prep Type: Total/NA
Prep Batch: 32572

Analyte	Sample Result	Sample Qualifier	Spike Added	MSD Result	MSD Qualifier	Unit	D	%Rec	%Rec. Limits	RPD	RPD Limit
Cyanide, Total	0.010	U	0.0400	0.0457		mg/L		114	42 - 140	2	20

Method: 9012A - Cyanide, Total and/or Amenable (Continued)

Lab Sample ID: MRL 240-32649/6 MRL
Matrix: Water
Analysis Batch: 32649

Client Sample ID: Lab Control Sample
Prep Type: Total/NA

Analyte	Spike Added	MRL Result	MRL Qualifier	Unit	D	%Rec	%Rec. Limits
Cyanide, Total	0.0100	0.00887	J	mg/L		89	70 - 130

Method: WS-WC-0050 - Nitrocellulose as N by WS-WC-0050

Lab Sample ID: G2B140000052B
Matrix: Water
Analysis Batch: 2045052

Client Sample ID: Method Blank
Prep Type: Total
Prep Batch: 2045052_P

Analyte	MB Result	MB Qualifier	LOQ	DL	Unit	D	Prepared	Analyzed	Dil Fac
Nitrocellulose	1.0 U		2.0	0.48	mg/L		02/14/12 08:15	02/15/12 15:12	1

Lab Sample ID: G2B140000052C
Matrix: Water
Analysis Batch: 2045052

Client Sample ID: Lab Control Sample
Prep Type: Total
Prep Batch: 2045052_P

Analyte	Spike Added	LCS Result	LCS Qualifier	Unit	D	%Rec	%Rec. Limits
Nitrocellulose	5.07	5.29		mg/L		104	26 - 144

Lab Sample ID: G2B030497001D
Matrix: Water
Analysis Batch: 2045052

Client Sample ID: FWGWBGMW-007C-1888-GW
Prep Type: Total
Prep Batch: 2045052_P

Analyte	Sample Result	Sample Qualifier	Spike Added	SD1 Result	SD1 Qualifier	Unit	D	%Rec	%Rec. Limits	RPD	RPD Limit
Nitrocellulose	1.0 U		5.07	4.71		mg/L		92	26 - 144	0.21	45

Lab Sample ID: G2B030497001S
Matrix: Water
Analysis Batch: 2045052

Client Sample ID: FWGWBGMW-007C-1888-GW
Prep Type: Total
Prep Batch: 2045052_P

Analyte	Sample Result	Sample Qualifier	Spike Added	MS1 Result	MS1 Qualifier	Unit	D	%Rec	%Rec. Limits
Nitrocellulose	1.0 U		5.07	4.72		mg/L		92	26 - 144

Shipping and Receiving Documents

Chain of Custody Record

TestAmerica
THE LEADER IN ENVIRONMENTAL TESTING

TestAmerica Laboratory location: North Canton

Regulatory program: ☐ DW ☐ NPDES ☐ RCRA ☐ Other _____

TestAmerica Laboratories, Inc.

Client Contact				
Company Name: EQM	Client Project Manager: John Miller	Site Contact: Erik Corbin	Lab Contact: Mark Loeb	COC No: EC020112
Address: 1800 Carillon Blvd.	Telephone:	Telephone:	Telephone:	1 of 1 COCs
City/State/Zip: Cincinnati, OH 45240	Email: ecorbin@eqm.com	Analysis Turnaround Time (in BUS days)		For lab use only
Phone: 513-825-7500		TAT if different from below _____		Walk-in client ☐
Project Name: RVAAP (OH)	Method of Shipment/Carrier: Lab Pick	Per SOW ☒ 3 weeks ☐ 2 weeks ☐ 1 week ☐ 2 days ☐ 1 day		Lab pickup ☐
Project Number: 030174.0016	Shipping/Tracking No: NA			Lab sampling ☐
PO #				Job/SDG No.

Analyses

Sample Identification	Sample Date	Sample Time	Matrix: Air	Aqueous	Sediment	Solid	Other:	Containers & Preservatives: H2SO4	HNO3	HCl	NaOH	ZnAc/NaOH	Unpres	Other:	Filtered Sample (Y/N)	Composite C/Grab	VOC 8260	SVOC 8270*	Explosives 8330	Propellants	Metals 6010/6020 7470	SVOC 8270**	Cyanide 9012	Pesticides 8081	PCB 8082		Sample Specific Notes / Special Instructions: Cooler ID
FWGTeam1-Trip	2/1/12	08:00		X						2					N	G	X										PH12
FWGWBGmw-007C-1888-GW	2/1/12	09:41		X						3			5		N	G	X	X	X	X							8
FWGWBGmw-007C-1888-GF	2/1/12	09:41		X					1						Y	G					X						8
FWGWBGmw-006C-1887-GW	2/1/12	10:45		X						3			5		N	G	X	X	X	X							C8
FWGWBGmw-006C-1887-GF	2/1/12	10:45		X					1						Y	G					X						C8
FWGWBGmw-009C-1889-GW	2/1/12	12:15		X						3			5		N	G	X	X	X	X							PH12
FWGWBGmw-009C-1889-GF	2/1/12	12:15		X					1						Y	G					X						PH12
FWGEQUIPRinse3-1896-GW	2/1/12	1311		X					1	3	1		9		N	G	X		X	X	X	X	X	X	X		A0088
ABD 2/1/12																											

Possible Hazard Identification: ☒ Non-Hazard ☐ Flammable ☐ Skin Irritant ☐ Poison B ☐ Unknown

Sample Disposal (A fee may be assessed if samples are retained longer than 1 month): ☐ Return to Client ☒ Disposal By Lab ☐ Archive For _____ Months

Special Instructions/QC Requirements & Comments: All metals are field filtered. Temps may not meet requirements if sample collection is close to lab pick up time.
*SVOC 8270 to be analyzed for Nitroaromatics/Phthalates. ** SVOC - all (nitroaromatics/phthalates, phenols + PAH)

Relinquished by:	Company:	Date/Time:	Received by:	Company:	Date/Time:
Scott A. Spessherdt	EQM	2/1/12 1505	RC Tobin	TALNC	2-1-12-1505
RC Tobin	TALNC	2-1-12-1605			
			Received in Laboratory by: [signature]	TALNC	2/1/12 1605

All VOCs in Cooler PH12

©2008, TestAmerica Laboratories, Inc. All rights reserved.
TestAmerica & Design ™ are trademarks of TestAmerica Laboratories, Inc.

TAL-0018 (1008)

Chain of Custody Record

TestAmerica
THE LEADER IN ENVIRONMENTAL TESTING

TAL-4142 (0408)

Client	Project Manager	Date	Chain of Custody Number
EQM	John Miller	2-1-12	000488
Address	**Telephone Number (Area Code)/Fax Number**	**Lab Number**	**Page 1 of 1**
1800 CARILLON BLVD	513 825 7500 fax 7495	330497 9396	
City / State / Zip Code	**Site Contact**	**Lab Contact**	
CINCINNATI / OH / 45240	E. CORBIN	M. LOEB	
Project Name and Location (State)	**Carrier/Waybill Number**		
RVAAP 66 Ravenna Oh	LAB PICKUP		
Contract/Purchase Order/Quote No.			
PM30174.0016.001,9.1			

Sample I.D. No. and Description (Containers for each sample may be combined on one line)	Date	Time	Matrix: Air	Aqueous	Sed.	Soil	Containers & Preservatives: Unpres.	H2SO4	HNO3	HCl	NaOH	ZnAc/ NaOH	Analysis: VOC 8260	SVOC Nitroaromatics 8270	SVOC Phenols 8270	SVOC PAHs 8270	Pest 8081	PCB 8082	EXPLO 8330	Propellants	Metals 6010/7470	Special Instructions/ Conditions of Receipt
FWGTeam2Trip	2-1-12	0800		X						2			X									COOLER ID# H112
FWGBKGmw-005C-1855-GW	1	0922		X			9			3			X	X			X	X	X	X		B81
FWGBKGmw-005C-1855-GF	1	1		X					1												X	FIELD FILTERED B81
FWGCBLmw-002C-1875-GW	1	1032		X			4							X		X		X				JM1
FWGLL1mw-007C-1867-GW	1	1122		X			7			3			X	X			X		X	X		B111
FWGLL1mw-007C-1867-GF	1	1		X					1												X	FIELD FILTERED B111
FWGNTAmw-109C-1881-GW	1	1224		X			4			3			X	X		X						E-21
FWGNTAmw-109C-1881-GF	1	1224		X					1												X	FIELD FILTERED E-21
FWGLL6mw-002C-1864-GW	1	1312		X			2							X		X						H112
FWGLL6mw-002C-1864-GF	1	1		X					1												X	FIELD FILTERED H112

Page 2678 of 2682

Possible Hazard Identification
☒ Non-Hazard ☐ Flammable ☐ Skin Irritant ☐ Poison B ☐ Unknown

Sample Disposal
☐ Return To Client ☒ Disposal By Lab ☐ Archive For _____ Months (A fee may be assessed if samples are retained longer than 1 month)

Turn Around Time Required
☐ 24 Hours ☐ 48 Hours ☐ 7 Days ☐ 14 Days ☒ 21 Days ☒ Other PerSOW

QC Requirements (Specify)
All metals were field filtered.

	Date	Time		Date	Time
1. Relinquished By: Scott A. Gershuto	2/1/12	1505	1. Received By:	2-1-12	1505
2. Relinquished By:	2-1-12	1605	2. Received By:	2/1/12	1605
3. Relinquished By:			3. Received By:		

Comments
temps may not meet requirements if sample collection is close to lab pickup time. ALL VOAs in cooler H112

DISTRIBUTION: WHITE - Returned to Client with Report; CANARY - Stays with the Sample; PINK - Field Copy

Chain of Custody Record

TestAmerica
THE LEADER IN ENVIRONMENTAL TESTING

TestAmerica Laboratory location: CANTON, OH
Regulatory program: ☐ DW ☐ NPDES ☐ RCRA ☐ Other

TestAmerica Laboratories, Inc.

Client Contact				
Company Name: EQM	Client Project Manager: JOHN MILLER	Site Contact: ERIK CORBIN	Lab Contact: MACK LOEB	COC No: SAS020112A
Address: 1800 CARILLON BLVD	Telephone: (513) 825-7500 / FAX 7495	Telephone: SAME	Telephone: (330) 497-9396	1 of 1 COCs
City/State/Zip: CINCINNATI, OH	Email: ECORBIN@EQM.COM			
Phone: (513) 825-7500				
Project Name: RVAAP 66 (OH)	Method of Shipment/Carrier: LAB PICKUP			
Project Number: 30174.0016	Shipping/Tracking No: N/A			
PO #				

Analysis Turnaround Time (in BUS days): TAT if different from below ____ PER SOW
☒ 3 weeks ☐ 2 weeks ☐ 1 week ☐ 2 days ☐ 1 day

For lab use only: Walk-in client ☐ Lab pickup ☐ Lab sampling ☐ Job/SDG No.

Sample Identification	Sample Date	Sample Time	Matrix: Air	Aqueous	Sediment	Solid	Other:	Containers & Preservatives: H2SO4	HNO3	HCl	NaOH	ZnAc/NaOH	Unpres	Other:	Filtered Sample (Y/N)	Composite (C/Grab)	Analyses: VOC 8260	SVOC 8270 * SEE LIST	PEST 8081	PCB 8082	EXPLO 8330	PROPELLANTS	CYANIDE 9012	NO2/NO3	METALS 6010/6020 7470	SVOC 8270 **	Sample Specific Notes / Special Instructions: COOLER ID
FWG TEAM 3 TRIP	02/01/12	0800		X						2					N	G											CLETUS
FWG DET MW-004C-1878-GW	02/01/12	0859		X						3	1		9		N	G	X	X	X	X	X	X	X				0411 - FULL RCRA
FWG DET MW-004C-1878-GF	02/01/12	0859		X					1						Y	G									X		0411
FWG DET MW-003C-1877-GW	02/01/12	1019		X						3	1		9		N	G	X	X	X	X	X	X	X				CLETUS - FULL RCRA
FWG DET MW-003C-1877-GF	02/01/12	1019		X					1						Y	G									X		CLETUS
FWG DA2MW-108C-1879-GW	02/01/12	1159		X									7		N	G		PH ~~X~~ 02/01/12		X	X	X				X	SR3
FWG DA2MW-108C-1879-GF	02/01/12	1159		X					1						Y	G									X		SR3

RGH

Possible Hazard Identification: ☒ Non-Hazard ☐ Flammable ☐ Skin Irritant ☐ Poison B ☐ Unknown PGH 02/01/12

Sample Disposal (A fee may be assessed if samples are retained longer than 1 month): ☐ Return to Client ☒ Disposal By Lab ☐ Archive For ____ Months

Special Instructions/QC Requirements & Comments: METALS WERE FIELD FILTERED

SVOC * = FULL ~~RCRA~~ RVAP SUITE

SVOC ** = NITRO AROMATICS / PHTHALATES

TEMPS MAY NOT MEET REQUIREMENTS IF SAMPLE COLLECTION IS CLOSE TO LAB PICKUP TIME ALL VOAs IN COOLER ID - CLETUS

Relinquished by:	Company:	Date/Time:	Received by:	Company:	Date/Time:
Scott A. Spessharde	EQM	2/1/12; 1505	[signature]	TAL-XIC	2-1-12-1505
[signature]	TAL-XIC	2-1-12-1605			
			Received in Laboratory by: [signature]	TAINC	2/1/12 1605

©2008, TestAmerica Laboratories, Inc. All rights reserved.
TestAmerica & Design ™ are trademarks of TestAmerica Laboratories, Inc.

TAL-0018 (1008)

TestAmerica Cooler Receipt Form/Narrative **Lot Number:** #8176
North Canton Facility

Client EQM Project RIA-AP (GH) By: (Signature)
Cooler Received on 2/11/12 Opened on 2/11/12
FedEx UPS DHL FAS Stetson Client Drop Off TestAmerica Courier Other
TestAmerica Cooler # Multiple Coolers Foam Box Client Cooler Other

1. Were custody seals on the outside of the cooler(s)? Yes No Intact? Yes No NA
   If YES, Quantity [redacted] Quantity Unsalvageable
   Were custody seals on the outside of cooler(s) signed and dated? Yes No NA
   Were custody seals on the bottle(s)? Yes No
   If YES, are there any exceptions?
2. Shippers' packing slip attached to the cooler(s)? Yes No
3. Did custody papers accompany the sample(s)? Yes No Relinquished by client? Yes No
4. Were the custody papers signed in the appropriate place? Yes No
5. Packing material used: Bubble Wrap Foam None Other
6. Cooler temperature upon receipt (BACK) °C See back of form for multiple coolers/temps
   METHOD: IR Other
   COOLANT: Wet Ice Blue Ice Dry Ice Water None
7. Did all bottles arrive in good condition (Unbroken)? Yes No
8. Could all bottle labels be reconciled with the COC? Yes No
9. Were sample(s) at the correct pH upon receipt? Yes No NA
10. Were correct bottle(s) used for the test(s) indicated? Yes No
11. Were air bubbles >6 mm in any VOA vials? Yes No NA
12. Sufficient quantity received to perform indicated analyses? Yes No
13. Was a trip blank present in the cooler(s)? Yes No Were VOAs on the COC? Yes No

Contacted PM Date by via Verbal Voice Mail Other
Concerning

14. CHAIN OF CUSTODY

The following discrepancies occurred:

15. SAMPLE CONDITION

Sample(s) were received after the recommended holding time had expired.
Sample(s) were received in a broken container.
Sample(s) were received with bubble >6 mm in diameter. (Notify PM)

16. SAMPLE PRESERVATION

Sample(s) were further preserved in Sample Receiving to meet recommended pH level(s). *Nitric Acid Lot# 110410-HNO_3; Sulfuric Acid Lot# 041911-H_2SO_4; Sodium Hydroxide Lot# 121809 -NaOH; Hydrochloric Acid Lot# 041911-HCl; Sodium Hydroxide and Zinc Acetate Lot#* 100108-$(CH_3COO)_2ZN$/NaOH. What time was preservative added to sample(s)?

Client ID	pH	Date	Initials
1888-GF	<2	2/11/12	AM
1887-GF	<2		
1889-GF	<2		
1896-GW	<2 +12		
1855-GF	<2		
1867-GF	<2		
1881-GF	<2		
1864-GF	<2		

TestAmerica Multiple Cooler Receipt Form/Narrative — Lot Number: 8176
North Canton Facility

Cooler #	Temp °C	Method	Coolant	Comments
8	4.7	IR	Ice	
C8	3.9			
PH12	4.2			
ASD88	3.9			
H112	2.8			
B81	2.5			
JM1	3.0			
B111	1.4			
CLETUS	4.0			
SR3	1.8			
E21	2.2			
04-11	3.9			

Login Sample Receipt Checklist

Client: Environmental Quality Mgt., Inc.

Job Number: 240-8176-1

Login Number: 8176
List Number: 1
Creator: Maddux, Ann

List Source: TestAmerica North Canton

Question	Answer	Comment
Radioactivity either was not measured or, if measured, is at or below background	N/A	
The cooler's custody seal, if present, is intact.	True	
The cooler or samples do not appear to have been compromised or tampered with.	True	
Samples were received on ice.	True	
Cooler Temperature is acceptable.	True	4.7 3.9 4.2 3.9 2.8 2.5 3.0 1.4 4.0 1.8 2.2 3.9
Cooler Temperature is recorded.	True	
COC is present.	True	
COC is filled out in ink and legible.	True	
COC is filled out with all pertinent information.	True	
Is the Field Sampler's name present on COC?	True	
There are no discrepancies between the sample IDs on the containers and the COC.	True	
Samples are received within Holding Time.	True	
Sample containers have legible labels.	True	
Containers are not broken or leaking.	True	
Sample collection date/times are provided.	True	
Appropriate sample containers are used.	True	
Sample bottles are completely filled.	True	
Sample Preservation Verified.	True	
There is sufficient vol. for all requested analyses, incl. any requested MS/MSDs	True	
VOA sample vials do not have headspace or bubble is <6mm (1/4") in diameter.	True	
Multiphasic samples are not present.	True	
Samples do not require splitting or compositing.	True	
Residual Chlorine Checked.	N/A	

Appendix I

Ravenna, OH Data Review Checklist

Project Number: 030174.0016 **SDG**: 240-8176-1 R1
Sample Event: January 2012 **Analysis**: SW846 8260B
Data Reviewer/Date: Angye Dragotta/ May 23, 2012

Review Questions:	Yes	No	N/A	Comments	Qual/Criteria
1. Did Chain-of-Custody information agree with laboratory report?	X				
2. Were samples preserved properly and received in good condition?	X				QAPP Table 5-1,
3. Were holding times met?	X				*QAPP Table 5-1,* J/UJ/R
4. Were sample storage requirements met?	X				*QAPP Table 5-1,*
5. Were all QAPP addendum-specified target analytes reported?	X				QAPP Table 4-5
6. Was the GC/MS system tuned with bromofluorobenzene (BFB) during each 12 hour shift (prior to ICAL and Cal Ver.)?	X				QSM Table F-4
7. Calibration					
7a. Did the initial calibration curve consist of 5 concentration levels?	X			Instrument A3UX10–February 1, 2012	QSM Table F-4 R
7b. Did the Calibration Check Compounds (CCCs) (see Table 1 below) relative standard deviations (%RSD) ≤ 30%?	X				QSM *Table F-4* R
7c. Were the minimum response factors (RFs) for the System Performance Check Compounds (SPCCs) (see Table 2 below) met?	X				QSM *Table F-4*
7d. Did target analytes with an average calibration type have an RSD ≤ 15%?	X				QSM *Table F-4* 15% <RSD< 20% = J/UJ
7e. IF the RSD was >15% was a different calibration option used?	X				
7f. If a linear regression curve was used, was the correlation coefficient r>0.995?	X			Acetone and styrene used a linear fit with r>0.995.	QSM *Table F-4* R<0.99=-J/R
7g. If a non-linear regression was used, was the COD r≥0.99, with a minimum of 6 points for second order and 7 points for third order?			X		QSM *Table F-4* R<0.99=-J/R
8. Was a LOD Level Verification performed quarterly for each reported analyte with detected results?	X			2/2/12 @ 1823	QSM *Table F-4 and section D.1.2.1*
9. Was a MRL Level Verification run at the beginning and end of every daily sequence or every 12 hours?	X				

Ravenna, OH Data Review Checklist

Project Number: 030174.0016 **SDG**: 240-8176-1 R1
Sample Event: January 2012 **Analysis**: SW846 8260B
Data Reviewer/Date: Angye Dragotta/ May 23, 2012

Review Questions:	Yes	No	N/A	Comments	Qual/Criteria
10. Were the QC/MRL recoveries within 70-130%?	X			• The opening MRL analyzed 2/3/12 at 1111 recovered above control limits of 70-130% for methylene chloride at 315%. • The closing MRL check analyzed 2/3/12 at 2020 recovered above limits of 70-130% for methylene chloride at 184%, chloroethane at 139% and bromomethane at 134%. The methylene chloride result for sample FWGTEAM1-TRIP was qualified as estimated, "J". No qualifiers were required for the chloroethane and bromomethane outliers as there were no detected concentrations reported for these analytes. • The opening MRL analyzed 2/6/12 at 1049 recovered above control limits of 70-130% for methylene chloride at 195%. • The closing MRL check analyzed 2/6/12 at 1734 recovered above limits of 70-130% for methylene chloride at 184%, chloroethane at 138% and bromomethane at 133%. m,p-Xylene recovered below control limits of 70-130% at 69%, o-xylene at 65% and totals xylenes at 68%. The o-xylene, m,p-xylene and total xylene results for samples FWGWBGmw-009c-1889-GW , FWGEQUIPRinse3-1896-GW, FWGTEAM2-TRIP, FWGTEAM3-TRIP, FWGBKGmw-005c-1855-GW, FWGLL11mw-007c-1867-GW, FWGNTAmw-109c-1881-GW, FWGDETmw-004c-1878-GW and FWGDETmw-003c-1877-GW were qualified as estimated, "UJ". The methylene chloride result for samples FWGTeam2-Trip and FWGTeam3-Trip were qualified as estimated, "J". No qualifiers were required for the chloroethane and bromomethane outliers as there were no detected concentrations of chloroethane and bromomethane reported for the bracketed samples.	LCG 70-130% J/UJ/R
11. Was a second source verification (ICV) analyzed? Were results 80-120%?	X			2/1/12 @1200	QSM Table F-4 J=<80% and >120%
12. Was a CCV run daily prior to analysis and every 12 hours of analysis time?	X				QSM Table F-4
12a. Were the average response factors (RFs) for the System Performance Check Compounds (SPCCs) (see Table 2 below) met?	X				QSM *Table F-4*
12b. Were all target analytes $\leq$ 20%D?	X				QSM Table F-4 %D <20% = J/UJ
13. Were the internal standards added to every sample?	X				QSM Table F-4

Ravenna, OH Data Review Checklist

Project Number: 030174.0016 **SDG**: 240-8176-1 R1
Sample Event: January 2012 **Analysis**: SW846 8260B
Data Reviewer/Date: Angye Dragotta/ May 23, 2012

Review Questions:	Yes	No	N/A	Comments	Qual/Criteria
13a. Was the EICP area between -50% and +100% of the ICAL mid-point standard?	X				QSM Table F-4 R
13b. Were the retention times for all IS compounds within ±30 seconds from the RT of the mid-point standard in the ICAL?	X				QSM Table F-4 J/UJ
14. Were the retention times for target analytes within ±0.06 RRT units from the RT of the mid-point standard in the ICAL or the most recently updated RRT for all samples?	X				QSM Table F-4 J
15. Was a method blank prepared and analyzed with each batch?	X				QSM Table F-4
15a. Were target analytes detected in the method blank >1/2 the MRL >RL for common contaminants?	X			Checked by ADR. Methylene chloride was detected in the method blank from batch 240-32586 at 2.48ug/L and in batch 240-32807 at 0.688ug/L. The methylene chloride results for samples FWGTEAM1-TRIP, FWGTEAM2-TRIP and FWGTEAM3-TRIP were qualified, "B".	QSM Table F-4 <5/10X =B
16. Was a field blank (equipment and/or trip) collected and analyzed?	X			FWGEQUIPRinse3-1896-GW, FWGTEAM1-TRIP, FWGTEAM2-TRIP and FWGTEAM3-TRIP	
16a. Were target analytes detected in the field blank >1/2 the MRL and >RL for common contaminants?		X		Checked by ADR. Methylene chloride was detected in FWGTEAM1-TRIP at 0.66ug/L and chloroform at 0.16ug/L. FWGTEAM2-TRIP had acetone detected at 1.5ug/L and methylene chloride at 0.71ug/L. FWGTEAM3-TRIP had acetone detected at 1.1ug/L and methylene chloride at 0.85ug/L. FWGEQUIPRinse3-1896-GW had acetone detected at 14ug/L and 2-butanone at 1.3ug/L. No qualifications were made for methylene chloride, 2-butanone, chloroform or acetone contamination as there were no detected results for the associated field samples.	QSM Table F-4 <5/10X =B
17. Was a LCS prepared and analyzed with each batch?	X				QSM Table F-4
17a. Were the LCS recoveries within limits specified in Table G-5 of the DoD QSM?	X			ADR checked section;	QSM Table F-4, Table G-5 J/UJ
18. Was a MS/MSD prepared with each batch?			X	No MS/MSD information was provided as an MS/MSD was not requested from this site.	*QSM Table F-4*
18a. Were the MS/MSD recoveries within limits specified in Table G-4 of the DoD QSM with an RPD <30%?			X		QSM Table F-4, Table G-5 J/UJ Parent sample only

Ravenna, OH Data Review Checklist

Project Number: 030174.0016 **SDG**: 240-8176-1 R1
Sample Event: January 2012 **Analysis**: SW846 8260B
Data Reviewer/Date: Angye Dragotta/ May 23, 2012

Review Questions:	Yes	No	N/A	Comments	Qual/Criteria
19. Was a field duplicate analyzed?				No field duplicate samples were collected for analysis.	*QSM Table F-4,*
19a. Were the field duplicates RPDs within ±30%?	X		X		*QSM Table F-4,* RPD >30=J *Parent sample only*
20. Were surrogate recoveries within control limits specified in the DOD QSM?	X				QSM Tables F-4 & G-3 >150%=J; 10% - 50%=J/UJ; <10%=J/R

References:
DoD Quality Systems Manual (QSM), version 4.1, October 2010

Louisville DoD Quality Systems Manual Supplement (LS), Version 1 March 2007

Final Facility Wide Groundwater Monitoring Program, RVAAP-66 Facility Wide Groundwater Quality Assurance Project Plan (QAPP) Addendum for the Ravenna Army Ammunition Plant, Ravenna, OH, Environmental Quality Management, January 2012

Final Facility Wide Quality Assurance Project Plan for Environmental Investigations Groundwater for the Ravenna Army Ammunition Plant, Ravenna, OH, SAIC, February 2011

Additional Comments:

Table1- CCCs

Analyte
1,1-Dichloroethene
Chloroform
1,2-Dichloropropane
Toluene
Ethylbenzene
Vinyl chloride

Bromoform

Table 2- SPCCs

Analyte	Minimum RF
Chloromethane	0.10
1,1-Dichlorethane	0.10
	0.10
Chlorobenzene	0.30
1,1,2,2-Tetrachloroethane	0.30

Ravenna, OH Data Review Checklist

Project Number: 030174.0016 **SDG**: 240-8176-1 R1
Sample Event: January 2012 **Analysis**: SW846 8270
Data Reviewer/Date: Angye Dragotta/ May 22, 2012

Review Questions:	Yes	No	N/A	Comments	Qual/Criteria
1. Did Chain-of-Custody information agree with laboratory report?	X				
2. Were samples preserved properly and received in good condition?	X				QAPP Table 5-1,
3. Were holding times met?	X				*QAPP Table 5-1,* J/UJ/R
4. Were sample storage requirements met?	X				*QAPP Table 5-1,*
5. Were all QAPP-specified target analytes reported?	X				QAPP Table 4-6
6. Was the GC/MS system tuned each 12 hour shift (prior to ICAL and Cal Ver.)?	X				QSM Table F-4
7. Initial Calibration					
7a. Did the initial calibration curve consist of 5 concentration levels?	X			Instrument HP9–2/14/12	QSM Table F-4 R
7b. Did the Calibration Check Compounds (CCCs) (see Table 1 below) relative standard deviations (%RSD) ≤ 30%?	X				QSM *Table F-4* R
7c. Were the minimum response factors (RFs) for the System Performance Check Compounds (SPCCs) Xsee Table 2 below) ≤0.050?	X				QSM *Table F-4*
7d. Were all other target analytes reported with an avg response have an RSD ≤ 15%?	X				QSM *Table F-4* 15% <RSD< 20% = J/UJ
7e. IF the RSD was >15% was a different calibration option used?	X				
7f. If a linear regression curve was used, was the correlation coefficient r>0.995?	X				QSM *Table F-4* R<0.99=-J/R
7g. If a non-linear regression was used, was the COD r≥0.99, with a minimum of 6 points for second order and 7 points for third order?	X			Benzoic acid, 4,6-dinitro-2-methylphenol, and pentachlorophenol used a quadratic fit	QSM *Table F-4* R<0.99=-J/R
8. Was a LOD Level Verification performed quarterly for each reported analyte?	X			2/9/11	QSM Table F-4 and section D.1.2.1
9 Was a breakdown check run at the beginning of every 12 hours with DDT degradation <20% and tailing factors of benzidine and pentachlorophenol ≤2?	X				QSM Table F-4 R

Ravenna, OH Data Review Checklist

Project Number: 030174.0016 **SDG**: 240-8176-1 R1
Sample Event: January 2012 **Analysis**: SW846 8270
Data Reviewer/Date: Angye Dragotta/ May 22, 2012

Review Questions:	Yes	No	N/A	Comments	Qual/Criteria
10. Was a MRL Level Verification run at the beginning and end of every daily sequence or every 12 hours with recoveries 70-130%?	X				Louisville Supplement to the DOD QSM, LCG
11. Was a second source verification (ICV) analyzed? Were results 80-120%?	X			2/15/12 @1022	QSM Table F-4 J=<80% and >120%
12. Was a CCV run daily prior to analysis and every 12 hours of analysis time?	X			2/15/12, @ 0940, 1000	QSM Table F-4
12a. Were the average response factors (RFs) for the System Performance Check Compounds (SPCCs) ≥0.050?	X				QSM *Table F-4*
12b. Were all target analytes ≤ 20%D?				The CCV analyzed 2/15/12 recovered above control limits with a %D of 21.2% for 4-nitrophenol. No qualifications were made as there were no reported 4-nitrophenol concentrations for the associated field samples.	QSM Table F-4 %D <20% = J/UJ
13. Were the internal standards added to every sample?	X				QSM Table F-4
13a. Was the EICP area between -50% and +100% of the ICAL mid-point standard?	X				QSM Table F-4 R
13b. Were the retention times for all IS compounds within ±30 seconds from the RT of the mid-point standard in the ICAL?	X				QSM Table F-4 J/UJ
14. Were the retention times for target analytes within ±0.06 RRT units from the RT of the mid-point standard in the ICAL or the most recently updated RRT for all samples?	X				QSM Table F-4 J
15. Was a method blank prepared and analyzed with each batch?	X				QSM Table F-4
15a. Were target analytes detected in the method blank >1/2 the MRL >RL for common contaminants?		X		Checked by ADR.	QSM Table F-4 <5/10X =B
16. Was a field blank (equipment and/or trip) collected and analyzed?	X			FWGEQUIPRinse3-1896-GW	
16a. Were target analytes detected in the field blank >1/2 the MRL >RL for common contaminants?		X		Checked by ADR.	QSM Table F-4 <5/10X =B
17. Was a LCS prepared and analyzed with each batch?	X				QSM Table F-4

Ravenna, OH Data Review Checklist

Project Number: 030174.0016 **SDG**: 240-8176-1 R1
Sample Event: January 2012 **Analysis**: SW846 8270
Data Reviewer/Date: Angye Dragotta/ May 22, 2012

Review Questions:	Yes	No	N/A	Comments	Qual/Criteria
17a. Were the LCS recoveries within limits specified in Table G-6 of the DoD QSM?	X			ADR checked section; The LCS recovered below control limits of 55-110% at 54% for benzo(a)pyrene. The benzo(a)pyrene results for samples FWGBKGmw-005c-1855-GW, FWGCBLmw-002c-GW, FWGDA2mw-108c-1879-GW, FWGDETmw-003c-1877-GW, FWGDETmw-004-1878-GW, FWGEQUIPRinse3-1898-GW, FWGLL11mw-007c-1867-GW, FWGLL6mw-002c-1864-GW, FWGNTAmw-109c-1881-GW, FWGWBGmw-006c-1887-GW, FWGWBGmw-007c-1888-GW and FWWBGmw-009c-1889-GW were qualified as estimated, "UJ".	QSM Table F-4, Table G-6 J/UJ
18. Was a MS/MSD prepared with each batch?			X		
18a. Were the MS/MSD recoveries within limits specified in Table G-6 of the DoD QSM with an RPD <30%?			X	Matrix spike analysis not performed on a sample from this SDG, so no data was provided for evaluation.	QSM Table F-4, Table G-6 J/UJ Parent sample only
19. Was a field duplicate analyzed?				No field duplicate samples were submitted for anlaysis.	
19a. Were the field duplicates RPDs within ±50%?	X		X		*QSM Table F-4,* RPD >50=J *Parent sample only*
20. Were surrogate recoveries within control limits specified in the DOD QSM?	X				QSM Tables F-4 & G-3 >150%=J; 10% - 50%=J/UJ; <10%=J/R

References:
DoD Quality Systems Manual (QSM), version 4.1, October 2010
Louisville DoD Quality Systems Manual Supplement (LS), Version 1 March 2007
Final Facility Wide Groundwater Monitoring Program, RVAAP-66 Facility Wide Groundwater Quality Assurance Project Plan (QAPP) Addendum for the Ravenna Army Ammunition Plant, Ravenna, OH, Environmental Quality Management, January 2012
Final Facility Wide Quality Assurance Project Plan for Environmental Investigations Groundwater for the Ravenna Army Ammunition Plant, Ravenna, OH, SAIC, February 2011

Additional Comments:

Table 1: CCCs *(All analytes if CCCs not included in standard)*

Base / Neutral Compounds	Acid Compounds
Acenaphthalene	4-Chloro-3-methylphenol
1,4-Dichlorobenzene	2,4-Dichlorophenol
Hexachlorobutadiene	2-Nitrophenol
N-Nitrosodiphehylamine	Phenol
Di-n-octylphthalate	Pentachlorophenol
Fluoroanthene	2,4,6-Trichlorophenol

BenzoXa)pyrene	

Table 2: SPCCs -

N-Nitroso-di-n-propylamine	0.050
Hexachlorocyclopentadiene	0.050
2,4-Dinitrophenol	0.050
4-Nitrophenol	0.050

Ravenna, OH Data Review Checklist

Project Number: 030174.0016 **SDG**: 240-8176-1 R1
Sample Event: January 2012 **Analysis**: SW846 8081A
Data Reviewer/Date: Angye Dragotta/ May 23, 2012

Review Questions:	Yes	No	N/A	Comments	Qual/Criteria
1. Did Chain-of-Custody information agree with laboratory report?	X				
2. Were samples preserved properly and received in good condition?	X				QAPP Table 5-1, NELAC
3. Were holding times met?	X				QAPP Table *5-1* J/UJ/R
4. Were sample storage requirements met?	X				QAPP Table *5-1*
5. Were all QAPP-specified target analytes reported?	X				QAPP Table 4-3
6. Was a DDT standard analyzed every 12 hours? Was the DDT %breakdown < 15%?	X				QSM Table F-2 >15%=J/R
7. Was an endrin standard analyzed every 12 hours? Was the endrin %breakdown <15%?	X			2/4/12, 2/5/12, 2/15/12, and 2/16/12	QSM Table F-2 >15%=J/R
8. Initial Calibration					
8a. Does the initial calibration curve consist of 5 concentration levels?		X		Instrument A2HP9 2/4/12,2/15/12 2/4/12 (tox,)	QSM Table F-2 R
8a. Were the %RSDs for each analyte ≤ 20%? OR was the average %RSD ≤ 20% with the r^2 >0.990?	X			2/4/12-Beta-BHC, aldrin, heptachlor epoxide, alpha-chlordane, endosulfan I, dieldrin, endrin, endosulfan II, endosulfan sulfate, endrin ketone, TCMX and DCB used a linear fit on CLP-1 4,4-DDD used a quadratic fit and TCMX and DCB used a linear fit on CLP-2. 2/15/12-TCMX used a linear fit on CLP-1. 4,4'-DDT, alpha-BHC and DCB used a linear fit on CLP-2	QSM Table F-2 RSD>20% or r<0.99=J/R
9. Was a LOD Level Verification performed once per quarter with all target analytes detected?	X			11/15/11	QSM Table F-2 R
10. Was a MRL Verification performed at the beginning and end of the sequence or every 12 hours with results within 70-130%?	X			The opening MRL analyzed 2/5/12 recovered above upper control limits (UCL) of 130% for 4,4'-DDD at 170% and at 204% in the closing MRL. No qualifications were made for these outliers as there were no reported concentrations for the bracketed field samples. The MRL was not spiked for toxaphene. The toxaphene results were qualified as unusable, "R".	LCG >UL=J; <LL=J/UJ/R
11. Was a second source (ICV) verification analyzed after the ICAL? Were results 80-120%?	X				QSM Table F-2 >120%=J; <80%=J/UJ
12. Was a CCV run every 12 hours or at the beginning and end of the analytical run with the %D for all target analytes ≤20%?	X			2/5/12 @0457, 2050, 2226 , 2/16/12 @1853, and 2257 2/5/12(tox) @ 1145, 2/16/12@1917, 2/17/12 @ 0442 The CCV analyzed 2/5/12 @ 0457 had %D above 20% for 4,4'-DDD at 23.1%(CLP-1) and 35.6% (CLP-2). The CCV analyzed 2/5/12 @ 0921 had %D above 20% for 4,4'-DDD at 34.2%(CLP-1) and 42.4% (CLP-2), methoxychlor at 30.7%(CLP-1) and TCMX	QSM Table F-2 >120%=J; <80%=J/UJ 4

Ravenna, OH Data Review Checklist

Project Number: 030174.0016 **SDG**: 240-8176-1 R1
Sample Event: January 2012 **Analysis**: SW846 8081A
Data Reviewer/Date: Angye Dragotta/ May 23, 2012

Review Questions:	Yes	No	N/A	Comments	Qual/Criteria
				at 28.4%(CLP-1). The CCV analyzed 2/16/12 @ 2257 had %D above 20% methoxychlor at 28.1%(CLP-2) No qualifications were made as there were no detected concentrations of 4,4'-DDD or methoxychlor in the associated field samples.	
13. Was a method blank prepared and analyzed with each batch?	X				QSM Table F-2
14. Were target analytes detected> ½ the RL?					QSM Table F-2 <5x=B
15. Was a field blank collected and analyzed?	X				
16. Were target analytes detected in the field blank analyses >1/2 the MRL?		X			QSM Table F-2 <5x=B
17. Was an LCS prepared and analyzed with each batch?	X			Toxaphene was not spiked for the LCS. Toxaphene results were qualified as unusable, "R".	QSM Table F-2
18. Were the LCS recoveries within limits specified in QSM Table G-14?	X			Checked by ADR.	QSM Table G-14 >UL=J; <LL=J/UJ/R
19. Was a MS/MSD pair prepared with each batch?	X				QSM Table F-2
20. Was the MS/MSD parent a Ravenna sample?				No spike data was provided as matrix spike analysis was not requested for this set of samples.	
21. Were MS/MSD recoveries and RPD within limits specified in QSM Table G-14?	X		X		QSM Table F-2 Pj with >UL=J; <LL=J/UJ/R
22. Were surrogate recoveries as specified in QSM table G-3?				The surrogate, TCMX, recovered above control limits of 25-140% in sample FWGDETmw-003c-1877-GW on CLP-2. No qualifications were made as there were no detected concentrations reported for sample FWGDETmw-003c-1877-GW.	QSM Table F-2 >LL=J; <LL=UJ/J/R
23. Was a field duplicate analyzed? Were the RPDs ≤50%?	X		X	No field duplicates were submitted for analysis.	RPD >50=J parent sample only
24. Were all positive results verified by a second column confirmation? Were the RPD's ≤ 40?			X	No confirmation was required as there were no detected results reported for the field samples.	QSM Table F-2 >40 RPD=J

References:
DoD Quality Systems Manual (QSM), version 4.1, October 2010
Louisville DoD Quality Systems Manual Supplement (LS), Version 1 March 2007
Final Facility Wide Groundwater Monitoring Program, RVAAP-66 Facility Wide Groundwater Quality Assurance Project Plan (QAPP) Addendum for the Ravenna Army Ammunition Plant, Ravenna, OH, Environmental Quality Management, January 2012
Final Facility Wide Quality Assurance Project Plan for Environmental Investigations Groundwater for the Ravenna Army Ammunition Plant, Ravenna, OH, SAIC, February 2011

Ravenna, OH Data Review Checklist

Project Number: 030174.0016 **SDG**: 240-8176-1 R1
Sample Event: January 2012 **Analysis** : SW846 8082
Data Reviewer/Date: Angye Dragotta/May 23, 2012

Review Questions:	Yes	No	N/A	Comments	Qual/Criteria
1. Did Chain-of-Custody information agree with laboratory report?	X				
2. Were samples preserved properly and received in good condition?	X			.	QAPP Table 5-1
3. Were holding times met?	X				QAPP Table 5-1 J/UJ/R
4. Were sample storage requirements met?	X				QAPP Table 5-1
5. Were all QAPP-specified target analytes reported?	X				QAPP Table 4-3
6. Calibration					
6a. Does the initial calibration curve consist of 5 concentration levels of Aroclors 1016 and 1260?	X			Instrument A2HP12; ICAL on 1/18/12 Stds = 0.05, 0.1, 0.2, 0.5, 1.0, 2.0	QSM Table F-2 R
6b. Was the % RSD ≤ 20%? or Were the r^2s >0.990?	X				QSM Table F-2 RSD>20% or r<0.99= J/R
7. Was a LOD Verification performed once per quarter? Were all target analytes detected?	X			11/15/11	QSM Table F-2 R
8. Was an MRL Level Verification performed at the beginning and end of the sequence or every 12 hours, with recoveries 70-130%?	X				LCG >UCL=J; <LCL=J/UJ/R;
9. Was a second source (ICV) verification performed after the ICAL? Were the avg of all peaks for each aroclor 80-120%?	X			1/18/12	QSM Table F-2 >120%=J; <80%=J/ UJ/R
10. Were single standards of the other five Aroclors run to aid in pattern recognition and to determine a single point calibration factor?	X			All other aroclors calibrated.	Method 8082 Section 5.6.2
11. Was a CCV run every 12 hours?	X				QSM Table F-2
12. Was the % D ≤ 20 % for each analyte?		X		The CCV analyzed 2/4/12 @2151 had a %D above control limits of 20% at 30% for DCB (CLP-1) and 21.7% for PCB-1260 on CLP-2. No qualifications were made as there were no detected aroclor concentrations reported. The CCV analyzed 2/10/12 @0513 had a %D above control limits of 20% at 26.5% for DCB (CLP-2) and at 26.1% for on CLP-1. The avg %D for PCB-1260 on CLP-2. was above control limits of 20% at 22.8%. No qualifications were made as there were no detected aroclor concentrations reported.	QSM Table F-2 D>20%(neg)=J/R D>20% (pos) =J

Ravenna, OH Data Review Checklist

Project Number: 030174.0016 **SDG**: 240-8176-1 R1
Sample Event: January 2012 **Analysis** : SW846 8082
Data Reviewer/Date: Angye Dragotta/May 23, 2012

Review Questions:	Yes	No	N/A	Comments	Qual/Criteria
				The CCV analyzed 2/10/12 @0318 had a %D above control limits of 20% at 27.2% for DCB (CLP-2) and at 23% for on CLP-1. The avg %D for PCB-1260 on CLP-2. was above control limits of 20% at 20.7%. No qualifications were made as there were no detected aroclor concentrations reported.	
13. Was a method blank prepared and analyzed with each batch?	X			Section checked by ADR	QSM Table F-2
14. Were target analytes <1/2 the MRL?	X				QSM Table F-2 <5x = B
15. Was an equipment blank collected and analyzed?	X				
16. Were target analytes in the field blank analyses (equipment) <1/2 the MRL?	X			Section checked by ADR	QSM Table F-2 <5x = B
17. Was an LCS prepared and analyzed with each batch?	X				QSM Table F-2
18. Were the LCS recoveries within limits specified in LCG Appendix C?	X			Section checked by ADR	QSM Table F-2, Table G-16 >UL=J; <LCL%=J/R/UJ;
19. Was a MS/MSD pair prepared with each batch?			X	No data provided for revaluation as a matrix spike was not requested with this set of samples.	LCG Table 3
20. Was the MS/MSD parent a Ravenna sample?		X			
21. Were MS/MSD recoveries and RPD within limits specified in the DOD QSM Table G-16?			X	Checked by ADR.	QSM Table F-2, Table G-16 >UL=J; <LCL%=J/R/UJ;
22. Was the surrogate spiked into all samples?	X				
23. Were surrogate recoveries As specified in table G-3 of the DoD QSM?		X		Checked by ADR. The surrogate, DCB, recovered below control limits of 40-135% on the primary column for sample FWGDETmw-003c-1877-GW at 24% and at 27% on the confirmation column. The results for sample FWGDETmw-003c-1877-GW were qualified as estimated, "UJ".	QSM Table F-2, Table G-3 >UCL=J; <LCL=J/UJ/R
24. Was a field duplicate analyzed? Were the RPDs <50%?			X	No field duplicates were submitted for analysis.	QSM Table F-2, RPD >50=J
25. Were all positive results verified by a second dissimilar column confirmation? Was the RPD ≤ 40?			X	No detected concentrations were reported.	QSM Table F-2, RPD>40=J

Ravenna, OH Data Review Checklist

Project Number: 030174.0016 **SDG**: 240-8176-1 R1
Sample Event: January 2012 : SW846 8082
Data Reviewer/Date: Angye Dragotta/May 23, 2012 **Analysis**

References:
DoD Quality Systems Manual (QSM), version 4.1, October 2010
Louisville DoD Quality Systems Manual Supplement (LS), Version 1 March 2007
Final Facility Wide Groundwater Monitoring Program, RVAAP-66 Facility Wide Groundwater Quality Assurance Project Plan (QAPP) Addendum for the Ravenna Army Ammunition Plant, Ravenna, OH, Environmental Quality Management, January 2012
Final Facility Wide Quality Assurance Project Plan for Environmental Investigations Groundwater for the Ravenna Army Ammunition Plant, Ravenna, OH, SAIC, February 2011

Ravenna, OH Data Review Checklist

Project Number: 030174.0016 **SDG**: 240-8176-1 R1
Sample Event: January 2012 **Analysis**: SW846 6010/6020/7470A
Data Reviewer/Date: Angye Dragotta/ May 23, 2012

Review Questions:	Yes	No	N/A	Comments	Qual/Criteria
1. Did Chain-of-Custody information agree with laboratory report?	X				
2. Were samples preserved properly and received in good condition?	X				QAPP Table 5-1, NELAC
3. Were holding times met?	X				QAPP Table *5-1* J/UJ/R
4. Were sample storage requirements met?	X				QAPP Table *5-1*
5. Were all QAPP-specified target analytes reported?	X				QAPP Table 4-1
6. Was a LOD Verification performed once per quarter with all target analytes detected?	X			ICP and mercury, 12/16/11 ICPMS 12/19/11	DoD QSM Table F-8
7. Tuning (ICP MS Only)					
7a. Was a tune performed daily prior to calibration	X				DoD QSM Table F-8 R
7b. Mass Calibration <0.1 amu from true value	X				
7c. Resolution <0.9 amu full width at 10 % peak height	X				
7d. RSD <%5 for a miniumum of four replicate analyses	X				
8.Calibration	X				
8a. Was the ICAL performed daily with at least	X				DoD QSM Tables F-8 and F-7
3 standards and a blank for ICP	X			2/9/12 I6	
2 standards and a blank for ICP MS	X			2/10/12 I8	
5 standards and a blank for Hg	X			2/16/12 H4	
8b. Was the correlation coefficient r≥0.995 for each analyte?	X				DoD QSM Tables F-8 and F-7 r<0.995=J/R
8c. Was the ICV (second source verification) analyzed after the ICAL with results 90-110% of the true value?	X				DoD QSM Tables F-8 and F-7
8d. Was the ICB analyzed after the ICV with detected results <1/2 the MRL?	X			ICP The ICB analyzed 2/9/11 had magnesium detected at 169ug/L. The magnesium result for sample FWGEQUIPRinse-3-1896-GW was qualified "U" as the detected concentration was <5x the magnesium contamination.	DoD QSM Tables F-8 and F-7 < 5x = U

Ravenna, OH Data Review Checklist

Project Number: 030174.0016 **SDG**: 240-8176-1 R1
Sample Event: January 2012 **Analysis**: SW846 6010/6020/7470A
Data Reviewer/Date: Angye Dragotta/ May 23, 2012

Review Questions:	Yes	No	N/A	Comments	Qual/Criteria
Sample Analysis					
9. Was a MRL Level Verification performed at the beginning of the daily sequence? Were results 70-130%?	X			See additional comments	LS to the DoD QSM, LCG >130%=J; <70%= J/UJ/R
10. Were CCVs analyzed every 10 samples and at the end of the analytical sequence with results 90-110% of the true value?	X				DoD QSM Tables F-8 and F-7 >110%=J, <85%=J/R 90-85%=J/UJ;
11. Were the CCBs run every 10 samples and at the end of the analytical sequence? Were results <1/2 the MRL?	X			ICP-The CCBs analyzed 2/9/11 had magnesium detected from 168ug/L to 174ug/L. The magnesium result for sample FWGEQUIPRinse-3-1896-GW was qualified "U" as the detected concentration was <5x the magnesium contamination. ICPMS-The CCBs analyzed 2/9/12 had detected cadmium from 0.024ug/L to 0.036ug/L. The cadmium results for samples FWGNTAmw-109c-1881-GF and FWGDETmw-004c-1878-GF were qualified "U" as the detected concentrations were <5x the blank contamination.	DoD QSM Tables F-8 and F-7 <5x = U
12. Was an Interelement Check Standard run at the beginning of the analytical sequence and every 12 hours with the ICS recovery within 80 to 120% of true value for each element of interest (ICP and ICPMS only)?	X				DoD QSM Tables F-8 and F-7 >120%=J; 50-79%=J/UJ; <50%=Pj/R
13. Was a method blank prepared and analyzed with each batch?	X				DoD QSM Tables F-8 and F-7
14. Were target analytes <1/2 the MRL in the method blank?		X		ICP-The method blank from batch 240-33135 had magnesium detected at 213ug/L and from batch 240-33141, magnesium was detected at 196ug/L , The magnesium result for sample FWGEQUIPRinse3-1896-GW was qualified, "B".	DoD QSM Tables F-8 and F-7 <5x = B
15. Was a field blank collected and analyzed?	X				
16. Were target analytes reported in the field blank analyses >1/2 the MRL?	X			ADR checked section; ICP-The equipment rinse, FWGEQUIPRinse3-1896-GW, had magnesium detected at 170ug/L. No qualifications were required as the detected concentrations reported for magnesium were above 5x magnesium contamination.	DoD QSM Tables F-8 and F-7
17. Was a LCS prepared and analyzed with each batch?	X				DoD QSM Tables F-8 and F-7
18. Were the LCS recoveries within limits specified in LCG Appendix C?	X			Checked by ADR.	DoD QSM Tables G-18, F-8 and F-7 >120%=J; 70-79%=J/UJ; <70%=J/R
19. Was a matrix spike (MS) and lab duplicate sample prepared with each batch?			X	No data provided for evaluation since matrix spike was not requested for this set of samples.	DoD QSM Tables F-8 and F-7

Ravenna, OH Data Review Checklist

Project Number: 030174.0016 **SDG**: 240-8176-1 R1
Sample Event: January 2012 **Analysis**: SW846 6010/6020/7470A
Data Reviewer/Date: Angye Dragotta/ May 23, 2012

Review Questions:	Yes	No	N/A	Comments	Qual/Criteria
20. Was the MS and Lab Duplicate parent a Ravenna sample?			X	No data provided for evaluation since matrix spike was not requested for this set of samples	
21. Were the MS recoveries within 80-120%?			X	.	DoD QSM Tables G-18, F-8 and F-7 >120%=J; 70-79%=J/UJ; <70%=J/R All samples in batch
22. Was the lab sample duplicate RPD ≤ 20%?			X		DoD QSM Tables F-8 and F-7 >20% = J All samples in batch
23. Was a serial dilution performed, with the five fold dilution within ± 10% of the original result?			X	No data provided for evaluation since matrix spike was not requested for this set of samples	DoD QSM Tables F-8 and F-7 >10% = J All samples in batch
24. Was a Post Digestion Spike analyzed as needed? Were results within 75-125%?			X	No data provided for evaluation since matrix spike was not requested for this set of samples	LCG Table 7 >125%=J; 30-75%=J/UJ; <30%=R
25. Was a field duplicate analyzed? Were the RPDs ± 50%?		X		A field duplicate was not collected with this set of samples.	QAPP Table 3-2 >30% = J parent sample only
26. Were internal standards added to all ICPMS samples with intensity within 30-120% of the intensity of the ICAL internal standard?	X				DoD QSM Table F-8 >120%=J/R <20%=J

References:
DoD Quality Systems Manual (QSM), version 4.1, October 2010
Louisville DoD Quality Systems Manual Supplement (LS), Version 1 March 2007
Final Facility Wide Groundwater Monitoring Program, RVAAP-66 Facility Wide Groundwater Quality Assurance Project Plan (QAPP) Addendum for the Ravenna Army Ammunition Plant, Ravenna, OH, Environmental Quality Management, January 2012
Final Facility Wide Quality Assurance Project Plan for Environmental Investigations Groundwater for the Ravenna Army Ammunition Plant, Ravenna, OH, SAIC, February 2011

Additional Comments:

Ravenna, OH Data Review Checklist

Project Number: 030174.0016 **SDG**: 240-8176-1 R1
Sample Event: January 2012 **Analysis**: SW846 9012
Data Reviewer/Date: Angye Dragotta/ May 23, 2012

Review Questions:	Yes	No	N/A	Comments	QUAL/Criteria
1. Did Chain-of-Custody information agree with laboratory report?	X				
2. Were samples preserved properly and received in good condition?	X				QAPP Table 5-1, NELAC
3. Were holding times met?	X				QAPP Table *5-1* J/UJ/R
4. Were sample storage requirements met?	X				QAPP Table *5-1*
5. Were all QAPP-specified target analytes reported?	X				QAPP Table 4-1
6. Does the initial calibration curve consist of at least 6 standards and one blank, with the correlation coefficient R $\geq$ 0.995? ?	X				*DoD QSM Table F-10* R
7. Were a high and low standard distilled and analyzed with results within $\pm$ 15%?	X				*DoD QSM Table F-10* R
8. Was an LOD Verification performed at least once per quarter with all target analytes detected?	X				LCG Table 10 R
9. Was a MRL Level Verification performed at the beginning of every daily sequence? Were results within 70-130%?	X			Only an opening MRL was analyzed. Sample results qualified as estimated, "UJ".	LCG Table 10, LS >130%=J; 65-70%=J/UJ; <65%=J/R
10. Was a second source verification (ICV) analyzed after the ICAL and all analytes 85-115%?	X				*DoD QSM Table F-10* >115%=J; 80-85%=J/UJ; <80%=J/R
11. Was a method blank prepared and analyzed with each batch?	X				*DoD QSM Table F-10*
12. Were target analytes detected in the method blank >1/2 the MRL?	X			Checked by ADR.	*DoD QSM Table F-10* <5x=B
13. Was a field blank collected and analyzed?	X				
14. Were target analytes in the field blank analyses <1/2 the MRL?	X				*DoD QSM Table F-10* <5x=B
15. Was a field duplicate analyzed? Were the RPDs $\leq$20%?	X			Checked by ADR.	>30% = J
16. Was an LCS prepared and analyzed with each batch?	X				DoD QSM Table F-10

Ravenna, OH Data Review Checklist

Project Number: 030174.0016 **SDG**: 240-8176-1 R1
Sample Event: January 2012 **Analysis**: SW846 9012
Data Reviewer/Date: Angye Dragotta/ May 23, 2012

Review Questions:	Yes	No	N/A	Comments	QUAL/Criteria
17. Were the LCS recoveries 80-118%?	X			Checked by ADR.	*DoD QSM Table F-10* Lab Limits >118%=J; 50-79%=J/UJ; <50%=R
18. Was a MS and duplicate (sample or matrix)prepared once per every 10 samples?	X				DoD QSM Table F-10
19. Was the MS parent a Ravenna sample?	X				
20. Were matrix spike recoveries 42-140%?	X			Checked by ADR.	DoD QSM Table F-10 >140%=J; <42%=J/UJ/R

References:
DoD Quality Systems Manual (QSM), version 4.1, October 2010

Louisville DoD Quality Systems Manual Supplement (LS), Version 1 March 2007

Final Facility Wide Groundwater Monitoring Program, RVAAP-66 Facility Wide Groundwater Quality Assurance Project Plan (QAPP) Addendum for the Ravenna Army Ammunition Plant, Ravenna, OH, Environmental Quality Management, January 2012

Final Facility Wide Quality Assurance Project Plan for Environmental Investigations Groundwater for the Ravenna Army Ammunition Plant, Ravenna, OH, SAIC, February 2011
Additional Comments:

Ravenna, OH Data Review Checklist

Project Number: 030174.0016
Sample Event: January 2012
Data Reviewer/Date: Angye Dragotta/May 23, 2012

SDG: 240-8176-1 R1
Analysis: SW846 8330 Explosives

Review Questions:	Yes	No	N/A	Comments	QUAL/Criteria
1. Did Chain-of-Custody information agree with laboratory report?	X				
2. Were samples preserved properly and received in good condition?	X				QAPP Table 5-1
3. Were holding times met?	X				QAPP Table 5-1 J/UJ/R
4. Were sample storage requirements met?	X				QAPP Table 5-1
5. Were all QAPP-specified target analytes reported?	X				QAPP Table 4-3
6. Was a LOD Verification analyzed once per quarter with all target analytes detected?	X			LC10 1/25/12 @ 2044 LC12 1/27/2012 @ 0341	DoD QSM Table F-2 R
7.Calibration					
7a. Does the initial calibration curve consist of 5 concentration levels? (6 stds for quadratic curves)	X			LC10 1/25/12 LC12 1/27/12	DoD QSM Table F-2 R
7b. Did all target analytes using avg response have an RSD $\leq$ 15% ?	X				
7c. If a linear regression curve was used, was the correlation coefficient r$\geq$0.995? (0.990 for Quadratic curve).			X		
7d. Did reanalysis of the low level standard after calibration, recover within 15%?	X			LC10 1/25/12@ 2044 LC12 01/27/12 @0341	
8. Was a second source verification (ICV) analyzed after the ICAL and all analytes 80-120%?	X			LC10 1/25/12@ 2125 LC12 01/27/12 @0446	DoD QSM Table F-2 >120%=J; <80%= J/UJ;
Sample Analysis					
9. Was a CCV run at the beginning of the analytical sequence, every 10 samples and at the end of the analytical run with targets and surrogates recovering 80-120% of the true value?	X			LC10-02/17/12 @1241, 2125 LC12 02/17/12 @1339, 2238	DoD QSM Table F-2 J/UJ
10. Was a MRL Level verification run at the beginning and end of every daily sequence or every 12 hours? Was the %D 70-130?	X			LC10-02/17/12 @1321, 2206 LC12 02/17/12 @1445,2343	LCG Table 5 DoD QSM Table G-12 >30%=J
11. Was a method blank prepared and analyzed with each batch?	X				DoD QSM Table F-2
12. Were target analytes in the method blank <1/2 the MRL?	X			Checked by ADR.	DoD QSM Table F-2 <5x = B

Ravenna, OH Data Review Checklist

Project Number: 030174.0016
Sample Event: January 2012
Data Reviewer/Date: Angye Dragotta/May 23, 2012

SDG: 240-8176-1 R1
Analysis: SW846 8330 Explosives

Review Questions:	Yes	No	N/A	Comments	QUAL/Criteria
13. Was a field blank collected and analyzed?	X				
14. Were target analytes in the field blank analyses < ½ the MRL?				Checked by ADR.	DoD QSM Table F-2 <5x=B
15. Was a field duplicate analyzed? Were the RPDs ≤30%?	XX				RPD >30=J
16. Were all positive results confirmed with a second column confirmation? Were the RPDs ≤ 40%?	X				DoD QSM Table F-2 RPD>40%=J
17. Was an LCS prepared and analyzed with each batch?	X				DoD QSM Table F-2
18. Were the LCS recoveries within limits specified in table G-12 of the DoD QSM?	X			Checked by ADR.	DoD QSM Table F-2 <UL=J; 30-LL=J/UJ; <30%=J/R
19. Was a MS/MSD or MS and sample duplicate prepared with each batch?			X	Sample specific matrix spike analysis was not requested for samples from this work order.	DoD QSM Table F-2
20. Were MS/MSD recoveries within limits specified in table G-12 of the DoD QSM with an RPD ≤20%?			X		DoD QSM Table F-2 Pj
21. Were surrogate recoveries within laboratory limits (79-111%)?	X				QSM Tables F-2 >UL=J; <LL =J/UJ

References:

DoD Quality Systems Manual (QSM), version 4.1, October 2010

Louisville DoD Quality Systems Manual Supplement (LS), Version 1 March 2007

Final Facility Wide Groundwater Monitoring Program, RVAAP-66 Facility Wide Groundwater Quality Assurance Project Plan (QAPP) Addendum for the Ravenna Army Ammunition Plant, Ravenna, OH, Environmental Quality Management, January 2012

Final Facility Wide Quality Assurance Project Plan for Environmental Investigations Groundwater for the Ravenna Army Ammunition Plant, Ravenna, OH, SAIC, February 2011

Additional Comments:

Ravenna, OH Data Review Checklist

Project Number: 030174.0016
Sample Event: January 2012
Data Reviewer/Date: Angye Dragotta/May 23, 2012

SDG: 240-8176-1 R1
Analysis: SW846 8330M Nitroguanidine

Review Questions:	Yes	No	N/A	Comments	QUAL/Criteria
1. Did Chain-of-Custody information agree with laboratory report?	X				
2. Were samples preserved properly and received in good condition?	X				QAPP Table 5-1
3. Were holding times met?	X				QAPP Table 5-1 J/UJ/R
4. Were sample storage requirements met?	X				QAPP Table 5-1
5. Were all QAPP-specified target analytes reported?	X				QAPP Table 4-3
6. Was a LOD Verification analyzed once per quarter with all target analytes detected?	X			2/14/12	DoD QSM Table F-3 R
7.Calibration					
7a. Does the initial calibration curve consist of 5 concentration levels? (6 stds for quadratic curves)	X			PDA 10/27/11	DoD QSM Table F-3 R
7b. Did all target analytes using avg response have an RSD $\leq$ 15% ?	X				
7c. If a linear regression curve was used, was the correlation coefficient r≥0.995? (0.990 for Quadratic curve).			X		
7d. Did reanalysis of the low level standard after calibration, recover within 15%?	X			10/27/11 @ 1944	
8. Was a second source verification (ICV) analyzed after the ICAL and all analytes 80-120%?	X			10/27/11 @ 1929	DoD QSM Table F-3 >120%=J; <80%= J/UJ;
Sample Analysis					
9. Was a CCV run at the beginning of the analytical sequence, every 10 samples and at the end of the analytical run with targets and surrogates recovering 80-120% of the true value?	X			2/14/12 @ 1156, 1502 and 1725	DoD QSM Table F-3 J/UJ
10. Was a MRL Level verification run at the beginning and end of every daily sequence or every 12 hours? Was the %D < 30%?	X			2/14/12 @ 1224, 1739	LCG Table 5 >30%=J
11. Was a method blank prepared and analyzed with each batch?	X				DoD QSM Table F-3
12. Were target analytes in the method blank <1/2 the MRL?	X			Checked by ADR.	DoD QSM Table F-3 <5x = B

Ravenna, OH Data Review Checklist

Project Number: 030174.0016
Sample Event: January 2012
Data Reviewer/Date: Angye Dragotta/May 23, 2012

SDG: 240-8176-1 R1
Analysis: SW846 8330M Nitroguanidine

Review Questions:	Yes	No	N/A	Comments	QUAL/Criteria
13. Was a field blank collected and analyzed?	X				
14. Were target analytes in the field blank analyses < ½ the MRL?				Checked by ADR.	DoD QSM Table F-3 <5x=B
15. Was a field duplicate analyzed? Were the RPDs ≤30%?	X		X	Field duplicate was not submitted with this set of samples.	RPD >30=J
16. Were all positive results confirmed with a second column confirmation? Were the RPDs ≤ 40%?			X	No detected concentrations reported for the field samples, so second column confirmation was not required.	DoD QSM Table F-3 RPD>40%=J
17. Was an LCS prepared and analyzed with each batch?	X				DoD QSM Table F-3
18. Were the LCS recoveries within laboratory limits of 79%-119%?	X			Checked by ADR.	DoD QSM Table F-3 <UL=J; 30-LL=J/UJ; <30%=J/R
19. Was a MS/MSD or MS and sample duplicate prepared with each batch?	X				DoD QSM Table F-3
20. Were MS/MSD recoveries within laboratory limits of 40%-150% with an RPD ≤20%?	X				DoD QSM Table F-3 Pj

References:
DoD Quality Systems Manual (QSM), version 4.1, October 2010

Louisville DoD Quality Systems Manual Supplement (LS), Version 1 March 2007

Final Facility Wide Groundwater Monitoring Program, RVAAP-66 Facility Wide Groundwater Quality Assurance Project Plan (QAPP) Addendum for the Ravenna Army Ammunition Plant, Ravenna, OH, Environmental Quality Management, January 2012

Final Facility Wide Quality Assurance Project Plan for Environmental Investigations Groundwater for the Ravenna Army Ammunition Plant, Ravenna, OH, SAIC, February 2011

Additional Comments:

Ravenna, OH Data Review Checklist

Project Number: 030174.0016
Sample Event: January 2012
Data Reviewer/Date: Angye Dragotta/ May 23, 2012

SDG: 240-8176-1 Rev 1
Analysis: TAL SOP WS-WC-0050

Review Questions:	Yes	No	N/A	Comments	Qualifier
1. Did Chain-of-Custody information agree with laboratory report?	X				
2. Were samples preserved properly and received in good condition?	X				QAPP Table 5-1, NELAC
3. Were holding times met?	X				QAPP Table 5-1 J/UJ/R
4. Were sample storage requirements met?	X				QAPP Table 5-1
5. Were all QAPP-specified target analytes reported?	X				QAPP Table 4-1
6. Does the initial calibration curve consist of 5 concentration levels with the low standard near but > MDL?	X				STL SOP Section 10.2 R
7. Was the correlation coefficient >0.995?	X				STL SOP Section 10.2
8. Was a MRL Level Verification run at the beginning and end of every daily sequence or every 12 hours? Was the %D <30%?	X			An MRL check was not analyzed, but the LCS recovered within control limits as did the bracketing CCVs. The results for samples FWGWBGmw-007c-1888-GW, FWGWBGmw-006c-1887-GW, FWGWBGmw-009c-1889-GW, FWGBKGmw-005c-1855-GW, FWGLL11mw-007c-1867-GW, FWGDETmw-004c-1878-GW, FWGDETmw-003c-1877-GW, FWGDA2mw-108c-1879-GW and FWGEQUIPRINSE-3-1896-GW were qualified as estimated, "UJ".	LCG Table 5 >30%=J
9. Was a second source verification (ICV) analyzed after the ICAL? Were all analytes 90-110%?	X				STL SOP Section 9.8, 10.3, LCG >110%=J; 90-85%=J/UJ; <85%=J/R
10. Was the ICB analyzed after the ICV with results <1/2 the MRL?	X				STL SOP Section 9.8, LCG ,< 5x = U
11. Was a CCV run every 10 samples and at the end of the analytical run?	X				STL SOP Section 10.4
12. Was the ICV and CCV a mid-level standard from the initial calibration curve?	X				STL SOP Section 10.3.1
13. Were all CCV calibration analytes within 90-110%?	X				STL SOP Section 10.4, >110%=J; 85-90%=J/UJ; <85%=J/R
14. Was the ICB analyzed after the ICV with results <1/2 the MRL?	X				STL SOP Section 10.4, QSM, < 5x = U

Ravenna, OH Data Review Checklist

Project Number: 030174.0016
Sample Event: January 2012
Data Reviewer/Date: Angye Dragotta/ May 23, 2012

SDG: 240-8176-1 Rev 1
Analysis: TAL SOP WS-WC-0050

Review Questions:	Yes	No	N/A	Comments	Qualifier
15. Was the Nitrocellulose assay available and/or analyzed to be within 10%?	X				STL SOP Section 7.14.1, R
16. Was a method blank prepared and analyzed with each batch?	X				
17. Were target analytes reported in the method blank <1/2 the MRL?	X			ADR checked section.	STL SOP Section 9.4, LCG, *<5x=B*
18. Was a field blank collected and analyzed?	X				
19. Were target analytes reported in the field blank analyses <1/2 the MRL?	X				<5x=B
20. Was a field duplicate analyzed? Were the RPDs ≤30%?	X			ADR checked section.	QAPP Table 3-2 RPD > 30% = J
21. Was an LCS prepared and analyzed with each batch? Was the LCS recovery within lab's in-house limits% (26-144%)?	X				>UL%=J; 50-LL%=J/UJ; <50%=J/R
22. Was a MS/MSD pair prepared with each batch?	X				
23. Was the MS/MSD parent a Ravenna sample?	X				
24. Were MS/MSD recoveries 26-144% and RPD ≤20?	X			ADR checked section.	Method EPA 353.2 Section 9.4.2 >UL%=J; <LL%=J/UJ; RPD>20%=J/UJ

References:

STL SOP SAC-WC-0050 "Preparation and Analysis of Nitrocellulose in Aqueous and Soil/Sediment Samples by Colorimetric Autoanalyzer", Jan 2007, rev. 2.0

DoD Quality Systems Manual (QSM), version 4.1, October 2010

Louisville DoD Quality Systems Manual Supplement (LS), Version 1 March 2007

Final Facility Wide Groundwater Monitoring Program, RVAAP-66 Facility Wide Groundwater Quality Assurance Project Plan (QAPP) Addendum for the Ravenna Army Ammunition Plant, Ravenna, OH, Environmental Quality Management, January 2012

Final Facility Wide Quality Assurance Project Plan for Environmental Investigations Groundwater for the Ravenna Army Ammunition Plant, Ravenna, OH, SAIC, February 2011

Additional Comments:

Appendix II

Overall Qualified Results

Analytical Method	Field Sample ID	Matrix	Sample Type	Analyte	RL	Lab Result	Unc / Error	Overall Qualifier	Units	Reason Code
SDG: 240-8176-1										
6010B	FWGBKGMW-005C-1855-GF	AQ	N							
				Potassium	900	420J		J	ug/L	Rl
6010B	FWGDETMW-003C-1877-GF	AQ	N							
				ARSENIC	10	6.9J		J	ug/L	Rl
6010B	FWGEQUIPRINSE3-1896-GW	AQ	EB							
				MAGNESIUM	300	170J		B	ug/L	Mb, Cb
6010B	FWGLL6MW-002C-1864-GF	AQ	N							
				Potassium	900	800J		J	ug/L	Rl
6010B	FWGWBGMW-009C-1889-GF	AQ	N							
				Potassium	900	580J		J	ug/L	Rl
6020	FWGDETMW-004C-1878-GF	AQ	N							
				CADMIUM	0.070	0.030J		U	ug/L	Cb
				ZINC	20	11J		J	ug/L	Rl
6020	FWGNTAMW-109C-1881-GF	AQ	N							
				CADMIUM	0.070	0.046J		U	ug/L	Cb
7470A	FWGDA2MW-108C-1879-GF	AQ	N							
				MERCURY	0.20	0.13J		J	ug/L	Rl
8081A	FWGBKGMW-005C-1855-GW	AQ	N							
				TOXAPHENE	0.48	0.48U		R	ug/L	Lcs=0
8081A	FWGDETMW-003C-1877-GW	AQ	N							
				TOXAPHENE	0.48	0.48U		R	ug/L	Lcs=0
8081A	FWGDETMW-004C-1878-GW	AQ	N							
				TOXAPHENE	0.48	0.48U		R	ug/L	Lcs=0

N = Normal Sample *TB = Trip Blank*
FD = Field Duplicate *FB = Field Blank*

Overall Qualified Results

Analytical Method	Field Sample ID	Matrix	Sample Type	Analyte	RL	Lab Result	Unc / Error	Overall Qualifier	Units	Reason Code
SDG: 240-8176-1										
8081A	FWGEQUIPRINSE3-1896-GW	AQ	EB							
				TOXAPHENE	0.48	0.48U		R	ug/L	Lcs=0
8081A	FWGLL11MW-007C-1867-GW	AQ	N							
				TOXAPHENE	0.54	0.54U		R	ug/L	Lcs=0
8082	FWGDETMW-003C-1877-GW	AQ	N							
				AROCLOR 1016	0.19	0.19U		UJ	ug/L	Surr
				AROCLOR 1221	0.19	0.19U		UJ	ug/L	Surr
				AROCLOR 1232	0.19	0.19U		UJ	ug/L	Surr
				AROCLOR 1242	0.38	0.38U		UJ	ug/L	Surr
				AROCLOR 1248	0.19	0.19U		UJ	ug/L	Surr
				AROCLOR 1254	0.19	0.19U		UJ	ug/L	Surr
				AROCLOR 1260	0.19	0.19U		UJ	ug/L	Surr
8260B	FWGBKGMW-005C-1855-GW	AQ	N							
				m,p-Xylene	0.50	0.50U		UJ	ug/L	ProfJudg
				O-XYLENE	0.25	0.25U		UJ	ug/L	ProfJudg
				Xylene (Total)	0.75	0.75U		UJ	ug/L	ProfJudg
8260B	FWGDETMW-003C-1877-GW	AQ	N							
				m,p-Xylene	0.50	0.50U		UJ	ug/L	ProfJudg
				O-XYLENE	0.25	0.25U		UJ	ug/L	ProfJudg
				Xylene (Total)	0.75	0.75U		UJ	ug/L	ProfJudg
8260B	FWGDETMW-004C-1878-GW	AQ	N							
				m,p-Xylene	0.50	0.50U		UJ	ug/L	ProfJudg
				O-XYLENE	0.25	0.25U		UJ	ug/L	ProfJudg
				Xylene (Total)	0.75	0.75U		UJ	ug/L	ProfJudg

N = Normal Sample *TB = Trip Blank*
FD = Field Duplicate *FB = Field Blank*

Overall Qualified Results

Analytical Method	Field Sample ID	Matrix	Sample Type	Analyte	RL	Lab Result	Unc / Error	Overall Qualifier	Units	Reason Code
SDG: 240-8176-1										
8260B	FWGEQUIPRINSE3-1896-GW	AQ	EB							
				m,p-Xylene	0.50	0.50U		UJ	ug/L	ProfJudg
				O-XYLENE	0.25	0.25U		UJ	ug/L	ProfJudg
				Xylene (Total)	0.75	0.75U		UJ	ug/L	ProfJudg
8260B	FWGLL11MW-007C-1867-GW	AQ	N							
				m,p-Xylene	0.50	0.50U		UJ	ug/L	ProfJudg
				O-XYLENE	0.25	0.25U		UJ	ug/L	ProfJudg
				Xylene (Total)	0.75	0.75U		UJ	ug/L	ProfJudg
8260B	FWGNTAMW-109C-1881-GW	AQ	N							
				m,p-Xylene	0.50	0.50U		UJ	ug/L	ProfJudg
				O-XYLENE	0.25	0.25U		UJ	ug/L	ProfJudg
				Xylene (Total)	0.75	0.75U		UJ	ug/L	ProfJudg
8260B	FWGTEAM1-TRIP	AQ	TB							
				CHLOROFORM	0.25	0.16J		J	ug/L	Rl
				METHYLENE CHLORIDE	0.50	0.84J B		JB	ug/L	Mb, ProfJu
8260B	FWGTEAM2-TRIP	AQ	TB							
				m,p-Xylene	0.50	0.50U		UJ	ug/L	ProfJudg
				METHYLENE CHLORIDE	0.50	0.71J B		JB	ug/L	Mb, ProfJu
				O-XYLENE	0.25	0.25U		UJ	ug/L	ProfJudg
				Xylene (Total)	0.75	0.75U		UJ	ug/L	ProfJudg
8260B	FWGTEAM3-TRIP	AQ	TB							
				m,p-Xylene	0.50	0.50U		UJ	ug/L	ProfJudg
				METHYLENE CHLORIDE	0.50	0.85J B		JB	ug/L	Mb, ProfJu
				O-XYLENE	0.25	0.25U		UJ	ug/L	ProfJudg
				Xylene (Total)	0.75	0.75U		UJ	ug/L	ProfJudg
8260B	FWGWBGMW-009C-1889-GW	AQ	N							
				m,p-Xylene	0.50	0.50U		UJ	ug/L	ProfJudg
				O-XYLENE	0.25	0.25U		UJ	ug/L	ProfJudg
				Xylene (Total)	0.75	0.75U		UJ	ug/L	ProfJudg

N = Normal Sample *TB = Trip Blank*
FD = Field Duplicate *FB = Field Blank*

Overall Qualified Results

Analytical Method	Field Sample ID	Matrix	Sample Type	Analyte	RL	Lab Result	Unc / Error	Overall Qualifier	Units	Reason Code
SDG: 240-8176-1										
8270C	FWGCBLMW-002C-1875-GW	AQ	N	BENZO(A)PYRENE	0.11	0.11U Q		UJ	ug/L	Lcs
8270C	FWGDETMW-003C-1877-GW	AQ	N	BENZO(A)PYRENE	0.095	0.095U		UJ	ug/L	Lcs
8270C	FWGDETMW-004C-1878-GW	AQ	N	BENZO(A)PYRENE	0.095	0.095U		UJ	ug/L	Lcs
8270C	FWGEQUIPRINSE3-1896-GW	AQ	EB	BENZO(A)PYRENE	0.098	0.098U		UJ	ug/L	Lcs
8270C	FWGLL6MW-002C-1864-GW	AQ	N	BENZO(A)PYRENE	0.11	0.11U Q		UJ	ug/L	Lcs
8270C	FWGNTAMW-109C-1881-GW	AQ	N	BENZO(A)PYRENE	0.095	0.095U		UJ	ug/L	Lcs
9012A	FWGDETMW-003C-1877-GW	AQ	N	CYANIDE	0.010	0.010U		UJ	mg/L	ProfJudg
9012A	FWGDETMW-004C-1878-GW	AQ	N	CYANIDE	0.010	0.010U		UJ	mg/L	ProfJudg
9012A	FWGEQUIPRINSE3-1896-GW	AQ	EB	CYANIDE	0.010	0.010U		UJ	mg/L	ProfJudg
WS-WC-0050	FWGBKGMW-005C-1855-GW	AQ	N	Nitrocellulose	1.0	1.0U		UJ	mg/L	ProfJudg
WS-WC-0050	FWGDA2MW-108C-1879-GW	AQ	N	Nitrocellulose	1.0	1.0U		UJ	mg/L	ProfJudg

N = Normal Sample *TB = Trip Blank*
FD = Field Duplicate *FB = Field Blank*

Overall Qualified Results

Analytical Method	Field Sample ID	Matrix	Sample Type	Analyte	RL	Lab Result	Unc / Error	Overall Qualifier	Units	Reason Code
SDG: 240-8176-1										
WS-WC-0050	FWGDETMW-003C-1877-GW	AQ	N	Nitrocellulose	1.0	1.0U		UJ	mg/L	ProfJudg
WS-WC-0050	FWGDETMW-004C-1878-GW	AQ	N	Nitrocellulose	1.0	1.0U		UJ	mg/L	ProfJudg
WS-WC-0050	FWGEQUIPRINSE3-1896-GW	AQ	EB	Nitrocellulose	1.0	1.0U		UJ	mg/L	ProfJudg
WS-WC-0050	FWGLL11MW-007C-1867-GW	AQ	N	Nitrocellulose	1.0	1.0U		UJ	mg/L	ProfJudg
WS-WC-0050	FWGWBGMW-006C-1887-GW	AQ	N	Nitrocellulose	1.0	1.0U		UJ	mg/L	ProfJudg
WS-WC-0050	FWGWBGMW-007C-1888-GW	AQ	N	Nitrocellulose	1.0	1.0U		UJ	mg/L	ProfJudg
WS-WC-0050	FWGWBGMW-009C-1889-GW	AQ	N	Nitrocellulose	1.0	1.0U		UJ	mg/L	ProfJudg

N = Normal Sample *TB = Trip Blank*
FD = Field Duplicate *FB = Field Blank*

Data Qualifier Summary

Lab Reporting Batch ID: 240-8176-1 Laboratory: TA CAN

EDD Filename: Prep240-8176-1rev may23 eQAPP Name: RVAAP-66

Method Category: GENCHEM **Method:** 9012A **Matrix:** AQ

Sample ID: **FWGDETMW-003C-1877-GW** *Collected:* **2/1/2012 10:19:00** *Analysis Type:* **RES/TOT** *Dilution:* **1**

Analyte	Lab Result	Lab Qual	DL	DL Type	RL	RL Type	Units	Data Review Qual	Reason Code
CYANIDE	0.010	U	0.0050	MDL	0.010	LOD	mg/L	UJ	ProfJudg

Sample ID: **FWGDETMW-004C-1878-GW** *Collected:* **2/1/2012 8:59:00 AM** *Analysis Type:* **RES/TOT** *Dilution:* **1**

Analyte	Lab Result	Lab Qual	DL	DL Type	RL	RL Type	Units	Data Review Qual	Reason Code
CYANIDE	0.010	U	0.0050	MDL	0.010	LOD	mg/L	UJ	ProfJudg

Sample ID: **FWGEQUIPRINSE3-1896-GW** *Collected:* **2/1/2012 1:11:00 PM** *Analysis Type:* **RES/TOT** *Dilution:* **1**

Analyte	Lab Result	Lab Qual	DL	DL Type	RL	RL Type	Units	Data Review Qual	Reason Code
CYANIDE	0.010	U	0.0050	MDL	0.010	LOD	mg/L	UJ	ProfJudg

Method Category: GENCHEM **Method:** WS-WC-0050 **Matrix:** AQ

Sample ID: **FWGBKGMW-005C-1855-GW** *Collected:* **2/1/2012 9:22:00 AM** *Analysis Type:* **RES/TOT** *Dilution:* **1**

Analyte	Lab Result	Lab Qual	DL	DL Type	RL	RL Type	Units	Data Review Qual	Reason Code
Nitrocellulose	1.0	U	0.48	MDL	1.0	LOD	mg/L	UJ	ProfJudg

Sample ID: **FWGDA2MW-108C-1879-GW** *Collected:* **2/1/2012 11:59:00** *Analysis Type:* **RES/TOT** *Dilution:* **1**

Analyte	Lab Result	Lab Qual	DL	DL Type	RL	RL Type	Units	Data Review Qual	Reason Code
Nitrocellulose	1.0	U	0.48	MDL	1.0	LOD	mg/L	UJ	ProfJudg

Sample ID: **FWGDETMW-003C-1877-GW** *Collected:* **2/1/2012 10:19:00** *Analysis Type:* **RES/TOT** *Dilution:* **1**

Analyte	Lab Result	Lab Qual	DL	DL Type	RL	RL Type	Units	Data Review Qual	Reason Code
Nitrocellulose	1.0	U	0.48	MDL	1.0	LOD	mg/L	UJ	ProfJudg

Sample ID: **FWGDETMW-004C-1878-GW** *Collected:* **2/1/2012 8:59:00 AM** *Analysis Type:* **RES/TOT** *Dilution:* **1**

Analyte	Lab Result	Lab Qual	DL	DL Type	RL	RL Type	Units	Data Review Qual	Reason Code
Nitrocellulose	1.0	U	0.48	MDL	1.0	LOD	mg/L	UJ	ProfJudg

* denotes a non-reportable result

Project Name and Number: 030174.0016 - RVAAP (OH)

Data Qualifier Summary

Lab Reporting Batch ID: 240-8176-1 Laboratory: TA CAN

EDD Filename: Prep240-8176-1rev may23 eQAPP Name: RVAAP-66

Method Category: GENCHEM **Method:** WS-WC-0050 **Matrix:** AQ

Sample ID: **FWGEQUIPRINSE3-1896-GW** *Collected:* **2/1/2012 1:11:00 PM** *Analysis Type:* **RES/TOT** *Dilution:* **1**

Analyte	Lab Result	Lab Qual	DL	DL Type	RL	RL Type	Units	Data Review Qual	Reason Code
Nitrocellulose	1.0	U	0.48	MDL	1.0	LOD	mg/L	UJ	ProfJudg

Sample ID: **FWGLL11MW-007C-1867-GW** *Collected:* **2/1/2012 11:22:00** *Analysis Type:* **RES/TOT** *Dilution:* **1**

Analyte	Lab Result	Lab Qual	DL	DL Type	RL	RL Type	Units	Data Review Qual	Reason Code
Nitrocellulose	1.0	U	0.48	MDL	1.0	LOD	mg/L	UJ	ProfJudg

Sample ID: **FWGWBGMW-006C-1887-GW** *Collected:* **2/1/2012 10:45:00** *Analysis Type:* **RES/TOT** *Dilution:* **1**

Analyte	Lab Result	Lab Qual	DL	DL Type	RL	RL Type	Units	Data Review Qual	Reason Code
Nitrocellulose	1.0	U	0.48	MDL	1.0	LOD	mg/L	UJ	ProfJudg

Sample ID: **FWGWBGMW-007C-1888-GW** *Collected:* **2/1/2012 9:41:00 AM** *Analysis Type:* **RES/TOT** *Dilution:* **1**

Analyte	Lab Result	Lab Qual	DL	DL Type	RL	RL Type	Units	Data Review Qual	Reason Code
Nitrocellulose	1.0	U	0.48	MDL	1.0	LOD	mg/L	UJ	ProfJudg

Sample ID: **FWGWBGMW-009C-1889-GW** *Collected:* **2/1/2012 12:15:00** *Analysis Type:* **RES/TOT** *Dilution:* **1**

Analyte	Lab Result	Lab Qual	DL	DL Type	RL	RL Type	Units	Data Review Qual	Reason Code
Nitrocellulose	1.0	U	0.48	MDL	1.0	LOD	mg/L	UJ	ProfJudg

Method Category: METALS **Method:** 6010B **Matrix:** AQ

Sample ID: **FWGBKGMW-005C-1855-GF** *Collected:* **2/1/2012 9:22:00 AM** *Analysis Type:* **RES/TOT** *Dilution:* **1**

Analyte	Lab Result	Lab Qual	DL	DL Type	RL	RL Type	Units	Data Review Qual	Reason Code
POTASSIUM	420	J	300	MDL	900	LOD	ug/L	J	RI

Sample ID: **FWGDETMW-003C-1877-GF** *Collected:* **2/1/2012 10:19:00** *Analysis Type:* **RES/TOT** *Dilution:* **1**

Analyte	Lab Result	Lab Qual	DL	DL Type	RL	RL Type	Units	Data Review Qual	Reason Code
ARSENIC	6.9	J	3.3	MDL	10	LOD	ug/L	J	RI

* denotes a non-reportable result

Project Name and Number: 030174.0016 - RVAAP (OH)

Data Qualifier Summary

Lab Reporting Batch ID: 240-8176-1 Laboratory: TA CAN

EDD Filename: Prep240-8176-1rev may23 eQAPP Name: RVAAP-66

Method Category: METALS **Method:** 6010B **Matrix:** AQ

Sample ID: **FWGEQUIPRINSE3-1896-GW** *Collected:* **2/1/2012 1:11:00 PM** *Analysis Type:* **RES/TOT** *Dilution:* **1**

Analyte	Lab Result	Lab Qual	DL	DL Type	RL	RL Type	Units	Data Review Qual	Reason Code
MAGNESIUM	170	J	120	MDL	300	LOD	ug/L	UB	Mb, Cb

Sample ID: **FWGLL6MW-002C-1864-GF** *Collected:* **2/1/2012 1:12:00 PM** *Analysis Type:* **RES/TOT** *Dilution:* **1**

Analyte	Lab Result	Lab Qual	DL	DL Type	RL	RL Type	Units	Data Review Qual	Reason Code
POTASSIUM	800	J	300	MDL	900	LOD	ug/L	J	RI

Sample ID: **FWGWBGMW-009C-1889-GF** *Collected:* **2/1/2012 12:15:00** *Analysis Type:* **RES/TOT** *Dilution:* **1**

Analyte	Lab Result	Lab Qual	DL	DL Type	RL	RL Type	Units	Data Review Qual	Reason Code
POTASSIUM	580	J	300	MDL	900	LOD	ug/L	J	RI

Method Category: METALS **Method:** 6020 **Matrix:** AQ

Sample ID: **FWGDETMW-004C-1878-GF** *Collected:* **2/1/2012 8:59:00 AM** *Analysis Type:* **RES/TOT** *Dilution:* **1**

Analyte	Lab Result	Lab Qual	DL	DL Type	RL	RL Type	Units	Data Review Qual	Reason Code
CADMIUM	0.030	J	0.023	MDL	0.070	LOD	ug/L	U	Cb
ZINC	11	J	8.8	MDL	20	LOD	ug/L	J	RI

Sample ID: **FWGNTAMW-109C-1881-GF** *Collected:* **2/1/2012 12:24:00** *Analysis Type:* **RES/TOT** *Dilution:* **1**

Analyte	Lab Result	Lab Qual	DL	DL Type	RL	RL Type	Units	Data Review Qual	Reason Code
CADMIUM	0.046	J	0.023	MDL	0.070	LOD	ug/L	U	Cb

Method Category: METALS **Method:** 7470A **Matrix:** AQ

Sample ID: **FWGDA2MW-108C-1879-GF** *Collected:* **2/1/2012 11:59:00** *Analysis Type:* **RES/TOT** *Dilution:* **1**

Analyte	Lab Result	Lab Qual	DL	DL Type	RL	RL Type	Units	Data Review Qual	Reason Code
MERCURY	0.13	J	0.12	MDL	0.20	LOD	ug/L	J	RI

* denotes a non-reportable result

Project Name and Number: 030174.0016 - RVAAP (OH)

Data Qualifier Summary

Lab Reporting Batch ID: 240-8176-1 Laboratory: TA CAN

EDD Filename: Prep240-8176-1rev may23 eQAPP Name: RVAAP-66

Method Category: SVOA **Method:** 8081A **Matrix:** AQ

Sample ID: **FWGBKGMW-005C-1855-GW** *Collected:* **2/1/2012 9:22:00 AM** *Analysis Type:* **RES-BASE/NEUTRAL** *Dilution:* **1**

Analyte	Lab Result	Lab Qual	DL	DL Type	RL	RL Type	Units	Data Review Qual	Reason Code
TOXAPHENE	0.48	U	0.30	MDL	0.48	LOD	ug/L	R	Lcs=0

Sample ID: **FWGDETMW-003C-1877-GW** *Collected:* **2/1/2012 10:19:00** *Analysis Type:* **RES-BASE/NEUTRAL** *Dilution:* **1**

Analyte	Lab Result	Lab Qual	DL	DL Type	RL	RL Type	Units	Data Review Qual	Reason Code
TOXAPHENE	0.48	U	0.30	MDL	0.48	LOD	ug/L	R	Lcs=0

Sample ID: **FWGDETMW-004C-1878-GW** *Collected:* **2/1/2012 8:59:00 AM** *Analysis Type:* **RES-BASE/NEUTRAL** *Dilution:* **1**

Analyte	Lab Result	Lab Qual	DL	DL Type	RL	RL Type	Units	Data Review Qual	Reason Code
TOXAPHENE	0.48	U	0.30	MDL	0.48	LOD	ug/L	R	Lcs=0

Sample ID: **FWGEQUIPRINSE3-1896-GW** *Collected:* **2/1/2012 1:11:00 PM** *Analysis Type:* **RES-BASE/NEUTRAL** *Dilution:* **1**

Analyte	Lab Result	Lab Qual	DL	DL Type	RL	RL Type	Units	Data Review Qual	Reason Code
TOXAPHENE	0.48	U	0.30	MDL	0.48	LOD	ug/L	R	Lcs=0

Sample ID: **FWGLL11MW-007C-1867-GW** *Collected:* **2/1/2012 11:22:00** *Analysis Type:* **RES-BASE/NEUTRAL** *Dilution:* **1**

Analyte	Lab Result	Lab Qual	DL	DL Type	RL	RL Type	Units	Data Review Qual	Reason Code
TOXAPHENE	0.54	U	0.34	MDL	0.54	LOD	ug/L	R	Lcs=0

Method Category: SVOA **Method:** 8082 **Matrix:** AQ

Sample ID: **FWGDETMW-003C-1877-GW** *Collected:* **2/1/2012 10:19:00** *Analysis Type:* **RES-BASE/NEUTRAL** *Dilution:* **1**

Analyte	Lab Result	Lab Qual	DL	DL Type	RL	RL Type	Units	Data Review Qual	Reason Code
AROCLOR 1016	0.19	U	0.16	MDL	0.19	LOD	ug/L	UJ	Surr
AROCLOR 1221	0.19	U	0.12	MDL	0.19	LOD	ug/L	UJ	Surr
AROCLOR 1232	0.19	U	0.15	MDL	0.19	LOD	ug/L	UJ	Surr
AROCLOR 1242	0.38	U	0.21	MDL	0.38	LOD	ug/L	UJ	Surr
AROCLOR 1248	0.19	U	0.095	MDL	0.19	LOD	ug/L	UJ	Surr
AROCLOR 1254	0.19	U	0.15	MDL	0.19	LOD	ug/L	UJ	Surr
AROCLOR 1260	0.19	U	0.16	MDL	0.19	LOD	ug/L	UJ	Surr

* denotes a non-reportable result

Project Name and Number: 030174.0016 - RVAAP (OH)

Data Qualifier Summary

Lab Reporting Batch ID: 240-8176-1 Laboratory: TA CAN

EDD Filename: Prep240-8176-1rev may23 eQAPP Name: RVAAP-66

Method Category: SVOA

Method: 8270C Matrix: AQ

Sample ID: **FWGCBLMW-002C-1875-GW** *Collected:* **2/1/2012 10:32:00** *Analysis Type:* **RES-BASE/NEUTRAL** *Dilution:* **1**

Analyte	Lab Result	Lab Qual	DL	DL Type	RL	RL Type	Units	Data Review Qual	Reason Code
BENZO(A)PYRENE	0.11	U Q	0.11	MDL	0.11	LOD	ug/L	UJ	Lcs

Sample ID: **FWGDETMW-003C-1877-GW** *Collected:* **2/1/2012 10:19:00** *Analysis Type:* **RES-BASE/NEUTRAL** *Dilution:* **1**

Analyte	Lab Result	Lab Qual	DL	DL Type	RL	RL Type	Units	Data Review Qual	Reason Code
BENZO(A)PYRENE	0.095	U Q	0.095	MDL	0.095	LOD	ug/L	UJ	Lcs

Sample ID: **FWGDETMW-004C-1878-GW** *Collected:* **2/1/2012 8:59:00 AM** *Analysis Type:* **RES-BASE/NEUTRAL** *Dilution:* **1**

Analyte	Lab Result	Lab Qual	DL	DL Type	RL	RL Type	Units	Data Review Qual	Reason Code
BENZO(A)PYRENE	0.095	U Q	0.095	MDL	0.095	LOD	ug/L	UJ	Lcs

Sample ID: **FWGEQUIPRINSE3-1896-GW** *Collected:* **2/1/2012 1:11:00 PM** *Analysis Type:* **RES-BASE/NEUTRAL** *Dilution:* **1**

Analyte	Lab Result	Lab Qual	DL	DL Type	RL	RL Type	Units	Data Review Qual	Reason Code
BENZO(A)PYRENE	0.098	U Q	0.098	MDL	0.098	LOD	ug/L	UJ	Lcs

Sample ID: **FWGLL6MW-002C-1864-GW** *Collected:* **2/1/2012 1:12:00 PM** *Analysis Type:* **RES-BASE/NEUTRAL** *Dilution:* **1**

Analyte	Lab Result	Lab Qual	DL	DL Type	RL	RL Type	Units	Data Review Qual	Reason Code
BENZO(A)PYRENE	0.11	U Q	0.11	MDL	0.11	LOD	ug/L	UJ	Lcs

Sample ID: **FWGNTAMW-109C-1881-GW** *Collected:* **2/1/2012 12:24:00** *Analysis Type:* **RES-BASE/NEUTRAL** *Dilution:* **1**

Analyte	Lab Result	Lab Qual	DL	DL Type	RL	RL Type	Units	Data Review Qual	Reason Code
BENZO(A)PYRENE	0.095	U Q	0.095	MDL	0.095	LOD	ug/L	UJ	Lcs

Method Category: VOA

Method: 8260B Matrix: AQ

Sample ID: **FWGBKGMW-005C-1855-GW** *Collected:* **2/1/2012 9:22:00 AM** *Analysis Type:* **RES** *Dilution:* **1**

Analyte	Lab Result	Lab Qual	DL	DL Type	RL	RL Type	Units	Data Review Qual	Reason Code
m,p-Xylene	0.50	U	0.24	MDL	0.50	LOD	ug/L	UJ	ProfJudg
O-XYLENE	0.25	U	0.14	MDL	0.25	LOD	ug/L	UJ	ProfJudg

* denotes a non-reportable result

Project Name and Number: 030174.0016 - RVAAP (OH)

Data Qualifier Summary

Lab Reporting Batch ID: 240-8176-1 Laboratory: TA CAN

EDD Filename: Prep240-8176-1rev may23 eQAPP Name: RVAAP-66

Method Category: VOA

Method: 8260B **Matrix:** AQ

Sample ID: **FWGBKGMW-005C-1855-GW** *Collected:* **2/1/2012 9:22:00 AM** *Analysis Type:* **RES** *Dilution:* **1**

Analyte	Lab Result	Lab Qual	DL	DL Type	RL	RL Type	Units	Data Review Qual	Reason Code
Xylene (Total)	0.75	U	0.28	MDL	0.75	LOD	ug/L	UJ	ProfJudg

Sample ID: **FWGDETMW-003C-1877-GW** *Collected:* **2/1/2012 10:19:00** *Analysis Type:* **RES** *Dilution:* **1**

Analyte	Lab Result	Lab Qual	DL	DL Type	RL	RL Type	Units	Data Review Qual	Reason Code
m,p-Xylene	0.50	U	0.24	MDL	0.50	LOD	ug/L	UJ	ProfJudg
O-XYLENE	0.25	U	0.14	MDL	0.25	LOD	ug/L	UJ	ProfJudg
Xylene (Total)	0.75	U	0.28	MDL	0.75	LOD	ug/L	UJ	ProfJudg

Sample ID: **FWGDETMW-004C-1878-GW** *Collected:* **2/1/2012 8:59:00 AM** *Analysis Type:* **RES** *Dilution:* **1**

Analyte	Lab Result	Lab Qual	DL	DL Type	RL	RL Type	Units	Data Review Qual	Reason Code
m,p-Xylene	0.50	U	0.24	MDL	0.50	LOD	ug/L	UJ	ProfJudg
O-XYLENE	0.25	U	0.14	MDL	0.25	LOD	ug/L	UJ	ProfJudg
Xylene (Total)	0.75	U	0.28	MDL	0.75	LOD	ug/L	UJ	ProfJudg

Sample ID: **FWGEQUIPRINSE3-1896-GW** *Collected:* **2/1/2012 1:11:00 PM** *Analysis Type:* **RES** *Dilution:* **1**

Analyte	Lab Result	Lab Qual	DL	DL Type	RL	RL Type	Units	Data Review Qual	Reason Code
m,p-Xylene	0.50	U	0.24	MDL	0.50	LOD	ug/L	UJ	ProfJudg
O-XYLENE	0.25	U	0.14	MDL	0.25	LOD	ug/L	UJ	ProfJudg
Xylene (Total)	0.75	U	0.28	MDL	0.75	LOD	ug/L	UJ	ProfJudg

Sample ID: **FWGLL11MW-007C-1867-GW** *Collected:* **2/1/2012 11:22:00** *Analysis Type:* **RES** *Dilution:* **1**

Analyte	Lab Result	Lab Qual	DL	DL Type	RL	RL Type	Units	Data Review Qual	Reason Code
m,p-Xylene	0.50	U	0.24	MDL	0.50	LOD	ug/L	UJ	ProfJudg
O-XYLENE	0.25	U	0.14	MDL	0.25	LOD	ug/L	UJ	ProfJudg
Xylene (Total)	0.75	U	0.28	MDL	0.75	LOD	ug/L	UJ	ProfJudg

Sample ID: **FWGNTAMW-109C-1881-GW** *Collected:* **2/1/2012 12:24:00** *Analysis Type:* **RES** *Dilution:* **1**

Analyte	Lab Result	Lab Qual	DL	DL Type	RL	RL Type	Units	Data Review Qual	Reason Code
m,p-Xylene	0.50	U	0.24	MDL	0.50	LOD	ug/L	UJ	ProfJudg
O-XYLENE	0.25	U	0.14	MDL	0.25	LOD	ug/L	UJ	ProfJudg

* denotes a non-reportable result

Project Name and Number: 030174.0016 - RVAAP (OH)

Data Qualifier Summary

Lab Reporting Batch ID: 240-8176-1 Laboratory: TA CAN

EDD Filename: Prep240-8176-1rev may23 eQAPP Name: RVAAP-66

Method Category: VOA

Method: 8260B Matrix: AQ

Sample ID: FWGNTAMW-109C-1881-GW Collected: 2/1/2012 12:24:00 Analysis Type: RES Dilution: 1

Analyte	Lab Result	Lab Qual	DL	DL Type	RL	RL Type	Units	Data Review Qual	Reason Code
Xylene (Total)	0.75	U	0.28	MDL	0.75	LOD	ug/L	UJ	ProfJudg

Sample ID: FWGTEAM1-TRIP Collected: 2/1/2012 8:00:00 AM Analysis Type: RES Dilution: 1

Analyte	Lab Result	Lab Qual	DL	DL Type	RL	RL Type	Units	Data Review Qual	Reason Code
CHLOROFORM	0.16	J	0.16	MDL	0.25	LOD	ug/L	J	RI
METHYLENE CHLORIDE	0.84	J B	0.33	MDL	0.50	LOD	ug/L	~~U~~ JB	Mb, ProfJudg

Sample ID: FWGTEAM2-TRIP Collected: 2/1/2012 8:00:00 AM Analysis Type: RES Dilution: 1

Analyte	Lab Result	Lab Qual	DL	DL Type	RL	RL Type	Units	Data Review Qual	Reason Code
m,p-Xylene	0.50	U	0.24	MDL	0.50	LOD	ug/L	UJ	ProfJudg
METHYLENE CHLORIDE	0.71	J B	0.33	MDL	0.50	LOD	ug/L	~~U~~ JB	Mb, ProfJudg
O-XYLENE	0.25	U	0.14	MDL	0.25	LOD	ug/L	UJ	ProfJudg
Xylene (Total)	0.75	U	0.28	MDL	0.75	LOD	ug/L	UJ	ProfJudg

Sample ID: FWGTEAM3-TRIP Collected: 2/1/2012 8:00:00 AM Analysis Type: RES Dilution: 1

Analyte	Lab Result	Lab Qual	DL	DL Type	RL	RL Type	Units	Data Review Qual	Reason Code
m,p-Xylene	0.50	U	0.24	MDL	0.50	LOD	ug/L	UJ	ProfJudg
METHYLENE CHLORIDE	0.85	J B	0.33	MDL	0.50	LOD	ug/L	~~U~~ JB	Mb, ProfJudg
O-XYLENE	0.25	U	0.14	MDL	0.25	LOD	ug/L	UJ	ProfJudg
Xylene (Total)	0.75	U	0.28	MDL	0.75	LOD	ug/L	UJ	ProfJudg

Sample ID: FWGWBGMW-009C-1889-GW Collected: 2/1/2012 12:15:00 Analysis Type: RES Dilution: 1

Analyte	Lab Result	Lab Qual	DL	DL Type	RL	RL Type	Units	Data Review Qual	Reason Code
m,p-Xylene	0.50	U	0.24	MDL	0.50	LOD	ug/L	UJ	ProfJudg
O-XYLENE	0.25	U	0.14	MDL	0.25	LOD	ug/L	UJ	ProfJudg
Xylene (Total)	0.75	U	0.28	MDL	0.75	LOD	ug/L	UJ	ProfJudg

* denotes a non-reportable result

Project Name and Number: 030174.0016 - RVAAP (OH)

Data Qualifier Summary

Lab Reporting Batch ID: 240-8176-1 Laboratory: TA CAN

EDD Filename: Prep240-8176-1rev may23 eQAPP Name: RVAAP-66

Reason Code Legend

Reason Code	*Description*
Cb	Calibration Blank Contamination
Lcs	Laboratory Control Spike Lower Estimation
Lcs=0	Laboratory Control Sample Count = 0
Mb	Method Blank Contamination
ProfJudg	Professional Judgment
RI	Reporting Limit Trace Value
Surr	Surrogate/Tracer Recovery Lower Estimation

APPENDIX D

INVESTIGATION-DERIVED WASTE CHARACTERIZATION AND DISPOSAL PLAN

Ohio | Environmental Protection Agency
John R. Kasich, **Governor**
Mary Taylor, **Lt. Governor**
Scott J. Nally, **Director**

February 28, 2012

RE: RAVENNA ARMY AMMUNITION PLANT,
PORTAGE/TRUMBULL COUNTIES,
DRAFT, INVESTIGATION DERIVED
WASTE AND DISPOSAL PLAN, FWGWMP
JANUARY 2012 SAMPLING EVENT
(# 267000859036)

Mr. Mark Patterson
Installation Manager
Ravenna Army Ammunition Plant
8451 State Route 5
Ravenna, OH 44266

CERTIFIED MAIL
7010 3090 0000 3936 6160

Dear Mr. Patterson:

The Ohio Environmental Protection Agency (Ohio EPA) has received and reviewed the "Draft, Investigation-Derived Waste Characterization and Disposal Plan (IDW), for the Facility-Wide Groundwater Monitoring Program, January 2012 Sampling Event, at the Ravenna Army Ammunition Plant, Ravenna, OH" document. This document was received at Ohio EPA, Northeast District Office (NEDO), Division of Environmental Response and Revitalization (DERR), on February 21, 2012, and is dated February 17, 2012. The document was prepared for the U.S. Army Corps of Engineers (USACE) – Louisville District, by Environmental Quality Management, Inc. (EQM), under contract no. W912QR-04-D-0036.

The report is approved and Ohio EPA concurs that the IDW (groundwater and decontamination fluids) from the January 2012 Sampling Event may be disposed of as contaminated, non-hazardous waste, and that it be sent off-site for disposal to a permitted water treatment facility.

If you have any questions, please call me at (330) 963-1207.

Sincerely,

Vicki Deppisch
Project Coordinator
Division of Environmental Response and Revitalization

VD/kss

cc: Eileen Mohr, Ohio EPA, NEDO, DERR

ec: John Miller, EQM
LTC Ed Meade, OHARNG RTLS
Mark Nichter, USACE Louisville
Justin Burke, Ohio EPA, CO, DERR
Nancy Zikmanis, Ohio EPA, NEDO, DERR
Todd Fisher, Ohio EPA, NEDO, DERR
Katie Tait, OHARNG RTLS
Glen Beckham, USACE Louisville
Mark Eldridge, AEC
Christy Esler, Vista Sciences

DRAFT

FACILITY-WIDE GROUNDWATER MONITORING PROGRAM

INVESTIGATION-DERIVED WASTE CHARACTERIZATION AND DISPOSAL PLAN JANUARY 2012 SAMPLING EVENT

RAVENNA ARMY AMMUNITION PLANT,
RAVENNA, OHIO

MARC Contract Number W912QR-04-D-0036
Delivery Order No. 0006

Prepared for:

U.S. Army Corps of Engineers
600 Martin Luther King Jr. Place
Louisville, Kentucky 40202

Prepared by:

Environmental Quality Management, Inc.
1800 Carillon Boulevard
Cincinnati, Ohio 45240

February 17, 2012

TABLE OF CONTENTS

Table of Contents i
Acronyms ii
1.0 Introduction 1
2.0 Operational History and Waste Generation 1
3.0 Management of Environmental Media 2
4.0 Discussion of Analytical Results 2
5.0 Recommendations for Disposal 3
5.1 Purge Water 3
5.2 Decontamination Fluids 3
5.3 Summary of Disposal Recommendations 4
6.0 References 5

TABLES

2-1 IDW Inventory of Drums 2
5-1 Detected Analytical Results When Compared to USEPA Regulatory Characteristic Levels (40 CFR 261.20 - 24) 4
5-2 Summary of Drum Containers, TCLP Criteria, and Disposal Recommendations 4

APPENDICES

A Investigation-Derived Waste Analytical Report

ACRONYMS

AOC	Area of Concern
B12	Building 1200
BKG	Background Well
CBL	C Block Quarry
CBP	Central Burn Pits
EBG	Erie Burning Grounds
EQM	Environmental Quality Management, Inc.
EPA	Environmental Protection Agency
^{o}F	Degrees Fahrenheit
FWGWMPP	Facility-Wide Groundwater Monitoring Program Plan
FWSAP	Facility-Wide Sampling and Analysis Plan
gal	Gallon
IDW	Investigation-derived Waste
mg/L	Milligram per Liter
NTA	NACA Test Area
ODA2	Open Demolition Area #2
RCRA	Resource Conservation and Recovery Act
RQL	Ramsdell Quarry Landfill
RVAAP	Ravenna Army Ammunition Plant
SAP	Sampling and Analysis Plan
SCF	Sharon Conglomerate Formation
SVOC	Semi-volatile Organic Compounds
TCLP	Toxicity Characteristic Leaching Procedure
USACE	United States Army Corps of Engineers
VOC	Volatile Organic Compounds
WBG	Winklepeck Burning Grounds

1.0 INTRODUCTION

Investigative activities were conducted during the Facility-Wide Groundwater Monitoring Program sampling events in January 2012 at the Ravenna Army Ammunition Plant (RVAAP), Ravenna, Ohio, resulting in the generation of investigation-derived wastes (IDW) comprising purge water and equipment decontamination wastewater. The IDW purge water was generated in the course of field activities at each well. The IDW decontamination waters were generated from the cleaning and decontamination of non-dedicated equipment used to sample the wells. The purpose of this report is to characterize and classify the IDW for proper disposal. The report includes:

- A summary of the IDW generated and its origin.
- A review of the analytical results used for waste characterization.
- Classification of the IDW per the *Facility Wide Sampling and Analysis Plan* (FWSAP).
- Recommendations for disposal.

This document follows guidance established by the United States Army Corps of Engineers (USACE) and the Ohio Environmental Protection Agency (EPA) regarding IDW disposition at RVAAP.

2.0 OPERATIONAL HISTORY AND WASTE GENERATION

Information regarding the operational history and suspected contaminants for the Facility-Wide Groundwater Monitoring Program Plan (FWGWMPP) is presented in Section 1.2 of the *Final Part 1 - Sampling and Analysis Plan Addendum for the Facility-Wide Groundwater Monitoring Program Plan at the Ravenna Army Ammunition Plant, Ravenna, Ohio* (SAP Addendum; Portage, 2004). Section 4.6 of the SAP Addendum describes procedures used for sampling and managing IDW at RVAAP.

Water (purged groundwater and decontamination water) IDW was generated during the January 2012 sampling event (35 wells). The purge water collected from the sampled areas of concern (AOCs) was stored in drums labeled for purge water disposal, as opposed to previous events where each AOC had its own drum. The decision to composite the purge water was agreed upon in a telephone conference between Mr. Mark Patterson (RVAAP), Ms. Eileen Mohr (Ohio EPA), and Ms. Vickie Deppisch (Ohio EPA) on January 16, 2008. Purge water was generated in accordance with the Facility-Wide Sampling and Analysis Plan (FWSAP), Section 5.4.4.2 (SAIC, 2011) under the micropurging criteria. Decontamination water was generated from the washing, rinsing, and decontamination procedures used for all non-dedicated sampling equipment. The decontamination water was stored in a drum separate from the purge water. These decontamination procedures are described in Section 5.4.8 of the FWSAP.

The drum container label, type and size of the drum container used, estimated volume per drum, and the source of purge wastewater or decontamination fluid is presented in Table 2-1.

Table 2-1. IDW Inventory of Drums

Drum Label	Drum Type & Size	Contents	Estimated Volume	Location/ Source
EQM 2012-1	55-gal Steel	Purge Water	~40 gallons	Load Lines 1, 2, 3, 4, 6, 10, 11, and 12, EBG, ODA2, CBL, B12, NTA, CBP, RQL, WBG, BKG, and SCF
EQM 2012-2	55-gal Steel	Decontamination/ Rinse Water	~20 gallons	Equipment Rinse/ Decontamination
EQM 2012-3	55-gal Steel	Purge Water	~20 gallons	Load Lines 1, 2, 3, 4, 6, 10, 11, and 12, EBG, ODA2, CBL, B12, NTA, CBP, RQL, WBG, BKG, and SCF

EBG = Erie Burning Grounds
ODA2 = Open Demolition Area 2
CBL = C Block Quarry
B12 = Building 1200
NTA = NACA Test Area
CBP = Central Burn Pits
RQL = Ramsdell Quarry Landfill
WBG = Winklepeck Burning Grounds
BKG = Background Wells
SCF = Sharon Conglomerate Formation

3.0 MANAGEMENT OF ENVIRONMENTAL MEDIA

All environmental media were managed in a manner that minimized potential risk to human health and the environment. Investigation-derived waste was handled as nonhazardous material pending waste characterization and classification based on analytical results. The FWSAP and the SAP Addendum describe approved procedures used for containerizing and handling IDW.

All liquid indigenous (purged groundwater) IDW generated from each micropurging event was placed into a 55-gal drum as previously agreed upon by RVAAP, USACE, and Ohio EPA. The purge water was transferred daily from each well location after sampling via closed-top 5-gal buckets to the appropriately labeled 55-gal drum located and staged on a wooden pallet inside Building 1036.

4.0 DISCUSSION OF ANALYTICAL RESULTS

Per Section 8.4, IDW Characterization and Classification for Disposal, of the FWSAP, all IDW indigenous wastes were characterized for disposal by taking composite samples collected from each of the segregated waste streams. There were only two segregated waste streams during this sampling event that required characterization: one for the generated purge water and one for the decontamination wastewater. A composite sample was taken of each waste stream using a disposable bailer until a total of approximately 4 liters was withdrawn in equal amounts from all drums of that particular waste stream. Each waste stream composite sample was submitted to TestAmerica Laboratories in North Canton, Ohio, for full toxicity characteristic leaching procedure (TCLP) analysis in accordance with the FWSAP using the following methods:

- TCLP mercury by EPA Method SW-846 1311/7470A.
- TCLP metals (silver, arsenic, barium, cadmium, chromium, lead, and selenium) by EPA Method SW-846 1311/6010B.
- TCLP semivolatile organic compounds (SVOCs) by EPA Method SW-846 1311/8270C.
- TCLP volatile organic compounds (VOCs) by EPA Method SW-846 1311/8260B.
- TCLP pesticides by EPA Method SW-846 1311/8081A
- TCLP herbicides by EPA Method SW-846 1311/8151A
- Total cyanide by EPA Method SW-846 9012A
- Sulfide by EPA Method SW-846 9034
- Flashpoint by EPA Method SW-846 1010
- pH by EPA Method SW-846 9040B

A trip blank was submitted with the samples and analyzed for VOCs. The IDW analytical results are presented in Appendix A.

5.0 RECOMMENDATIONS FOR DISPOSAL

Table 8-1 in the FWSAP presents the maximum concentrations of contaminants for the toxicity characteristic for hazardous wastes as per 40 CFR 261.24. Analytical results for the IDW generated during the January 2012 groundwater sampling event were compared against these criteria to determine whether the waste streams generated were potentially hazardous or non-hazardous.

5.1 Purge Water

During micro-purging of the monitoring wells, liquid IDW was generated and sampled. The analytical results for the purged groundwater were compared to the regulatory levels from Table 8-1 in the FWSAP. The regulatory criteria for Resource Conservation and Recovery Act (RCRA) hazardous waste determinations were not exceeded. Table 5-1 presents the detected results compared to the regulatory characteristics for hazardous wastes as per 40 CFR 261.24.

EQM recommends that the drums containing purged groundwater be classified as non-hazardous and be sent offsite for disposal to a permitted water treatment facility in accordance with Section 8.0 of the FWSAP.

Table 5-1. Detected Analytical Results

Sample ID	Detected Contaminant	Detected Result (mg/L)	Regulatory Level[1] (mg/L)	Above Regulatory Yes/No
FWG-IDW-MWPURGEJAN2012	Arsenic	0.0034 J	5.0	No
	Barium	0.17 J,B	100	No
	Lead	0.0033 J	5.0	No
	Flashpoint	>180°F	<140°F	No
	pH[2]	7.30	<2 or >12.5	No
FWG-IDW-MWDECONJAN2012	Arsenic	0.0041 J	5.0	No
	Barium	0.037 J,B	100	No
	Chromium	0.0043 J	5.0	No
	Lead	0.022 J	5.0	No
	Flashpoint	>180°F	<140°F	No
	pH[2]	9.45	<2 or >12.5	No
TRIP BLANK (totals analysis)	No Detections	NA	NA	NA

1 = USEPA Regulatory Characteristic Levels (40 CFR 261.20 through 24).
2 = pH measured in Standard Units (S.U.).
J = estimated result. Result is less than reporting limit.
B = method blank contamination.
NA = not applicable.

5.2 Decontamination Fluids

A composite sample was collected of the decontamination fluids generated during cleaning of non-dedicated sampling equipment. The analytical results indicated that all analytes were below TCLP threshold values. Therefore, the decontamination wastewater should be classified as non-hazardous and sent offsite to a permitted water treatment facility for disposal in accordance with Section 8.0 of the FWSAP.

5.3 Summary of Disposal Recommendations

It is recommended that all drums be classified as contaminated but non-hazardous. They should be sent offsite to a permitted water treatment facility for disposal. The TCLP test results for both composite samples show that no chemical was detected at hazardous waste levels. Table 5-2 presents a summary of each drum and the recommended disposal options for the waste streams.

Table 5-2. Summary of Drum Containers, TCLP/Characteristic Waste Criteria, and Disposal Recommendations

Drum Container Label	Media	TCLP Criteria	Disposal Recommendation
EQM 2012-1	Water	Maximum concentration of contaminants NOT exceeded	Offsite disposal as non-hazardous waste
EQM 2012-2	Water	Maximum concentration of contaminants NOT exceeded	Offsite disposal as non-hazardous waste
EQM 2012-3	Water	Maximum concentration of contaminants NOT exceeded	Offsite disposal as non-hazardous waste

6.0 REFERENCES

Science Applications International Corporation (SAIC). February 24, 2011. *Final Facility-Wide Sampling and Analysis Plan for Environmental Investigations, Ravenna Army Ammunition Plant, Ravenna, Ohio.*

Portage Environmental. 2004. *RVAAP Facility Wide Groundwater Monitoring Program Plan*.

APPENDIX A

INVESTIGATION-DERIVED WASTE ANALYTICAL REPORT



TestAmerica

THE LEADER IN ENVIRONMENTAL TESTING

ANALYTICAL REPORT

TestAmerica Laboratories, Inc.
TestAmerica North Canton
4101 Shuffel Street NW
North Canton, OH 44720
Tel: (330)497-9396

TestAmerica Job ID: 240-8175-1
Client Project/Site: RVAAP (OH) - IDW

For:
Environmental Quality Mgt., Inc.
1800 Carillon Blvd
Cincinnati, Ohio 45240

Attn: Accounts Payable

Authorized for release by:
2/14/2012 4:06:06 PM

Mark Loeb
Project Manager II
mark.loeb@testamericainc.com

LINKS

Review your project results through TotalAccess

Have a Question? Ask The Expert

Visit us at: www.testamericainc.com

This report has been electronically signed and authorized by the signatory. Electronic signature is intended to be the legally binding equivalent of a traditionally handwritten signature.

Results relate only to the items tested and the sample(s) as received by the laboratory.

Table of Contents

Cover Page 1
Table of Contents 2
Definitions/Glossary 3
Case Narrative 4
Method Summary 7
Sample Summary 8
Detection Summary 9
Client Sample Results 10
Surrogate Summary 15
QC Sample Results 18
QC Association Summary 28
Lab Chronicle 32
Certification Summary 34
Chain of Custody 35
Receipt Checklists 38

Qualifiers

GC/MS VOA

Qualifier	Qualifier Description
U	Indicates the analyte was analyzed for but not detected.

GC/MS Semi VOA

Qualifier	Qualifier Description
U	Indicates the analyte was analyzed for but not detected.
J	Result is less than the RL but greater than or equal to the MDL and the concentration is an approximate value.

GC Semi VOA

Qualifier	Qualifier Description
U	Indicates the analyte was analyzed for but not detected.
X	Surrogate is outside control limits
J	Result is less than the RL but greater than or equal to the MDL and the concentration is an approximate value.

Metals

Qualifier	Qualifier Description
U	Indicates the analyte was analyzed for but not detected.
J	Result is less than the RL but greater than or equal to the MDL and the concentration is an approximate value.
B	Compound was found in the blank and sample.

General Chemistry

Qualifier	Qualifier Description
U	Indicates the analyte was analyzed for but not detected.
J	Result is less than the RL but greater than or equal to the MDL and the concentration is an approximate value.

Glossary

Abbreviation	These commonly used abbreviations may or may not be present in this report.
☼	Listed under the "D" column to designate that the result is reported on a dry weight basis
%R	Percent Recovery
CNF	Contains no Free Liquid
DL, RA, RE, IN	Indicates a Dilution, Reanalysis, Re-extraction, or additional Initial metals/anion analysis of the sample
EDL	Estimated Detection Limit
EPA	United States Environmental Protection Agency
MDL	Method Detection Limit
ML	Minimum Level (Dioxin)
ND	Not detected at the reporting limit (or MDL or EDL if shown)
PQL	Practical Quantitation Limit
QC	Quality Control
RL	Reporting Limit
RPD	Relative Percent Difference, a measure of the relative difference between two points
TEF	Toxicity Equivalent Factor (Dioxin)
TEQ	Toxicity Equivalent Quotient (Dioxin)

Job ID: 240-8175-1

Laboratory: TestAmerica North Canton

Narrative

CASE NARRATIVE

Client: Environmental Quality Mgt., Inc.

Project: RVAAP (OH) - IDW

Report Number: 240-8175-1

With the exceptions noted as flags or footnotes, standard analytical protocols were followed in the analysis of the samples and no problems were encountered or anomalies observed. In addition all laboratory quality control samples were within established control limits, with any exceptions noted below. Each sample was analyzed to achieve the lowest possible reporting limit within the constraints of the method. In some cases, due to interference or analytes present at high concentrations, samples were diluted. For diluted samples, the reporting limits are adjusted relative to the dilution required.

TestAmerica North Canton attests to the validity of the laboratory data generated by TestAmerica facilities reported herein. All analyses performed by TestAmerica facilities were done using established laboratory SOPs that incorporate QA/QC procedures described in the application methods. TestAmerica's operations groups have reviewed the data for compliance with the laboratory QA/QC plan, and data have been found to be compliant with laboratory protocols unless otherwise noted below.

The test results in this report meet all NELAP requirements for parameters for which accreditation is required or available. Any exceptions to NELAP requirements are noted in this report. Pursuant to NELAP, this report may not be reproduced, except in full, without the written approval of the laboratory.

Calculations are performed before rounding to avoid round-off errors in calculated results.

All holding times were met and proper preservation noted for the methods performed on these samples, unless otherwise detailed in the individual sections below.

All solid sample results are reported on an "as received" basis unless otherwise indicated by the presence of a % solids value in the method header.

This laboratory report is confidential and is intended for the sole use of TestAmerica and its client.

RECEIPT

The samples were received on 02/01/2012; the samples arrived in good condition, properly preserved and on ice. The temperatures of the coolers at receipt were 1.7 and 1.8 C.

TCLP VOLATILE ORGANIC COMPOUNDS (GC-MS)

Samples FWG-IDW-MWPURGEJAN2012 (240-8175-2) and FWG-IDW-MWDECONJAN2012 (240-8175-3) were analyzed for TCLP volatile organic compounds (GC-MS) in accordance with EPA SW-846 Methods 1311/8260B. The samples were leached on 02/02/2012 and analyzed on 02/07/2012.

No difficulties were encountered during the VOCs analyses. All quality control parameters were within the acceptance limits.

VOLATILE ORGANIC COMPOUNDS (GC-MS)

Sample FWG-IDW-MWTBJAN2012 (240-8175-1) was analyzed for volatile organic compounds (GC-MS) in accordance with EPA SW-846 Method 8260B. The samples were analyzed on 02/03/2012.

No difficulties were encountered during the VOCs analysis. All quality control parameters were within the acceptance limits.

TCLP SEMIVOLATILE ORGANIC COMPOUNDS (GC-MS)

Samples FWG-IDW-MWPURGEJAN2012 (240-8175-2) and FWG-IDW-MWDECONJAN2012 (240-8175-3) were analyzed for TCLP

Job ID: 240-8175-1 (Continued)

Laboratory: TestAmerica North Canton (Continued)

semivolatile organic compounds (GC-MS) in accordance with EPA SW-846 Methods 1311/8270C. The samples were leached on 02/02/2012, prepared on 02/03/2012 and 02/06/2012 and analyzed on 02/06/2012 and 02/10/2012.

Surrogates are added during the extraction process prior to dilution. When the sample is diluted, surrogate recoveries are diluted out and no corrective action is required.

Internal standard responses were outside of acceptance limits for the following sample(s): FWG-IDW-MWDECONJAN2012. The sample(s) shows evidence of matrix interference.

Insufficient sample volume was available to perform a matrix spike/matrix spike duplicate (MS/MSD) associated with batch 32780/8270.

No other difficulties were encountered during the SVOCs analyses. All quality control parameters were within the acceptance limits.

TCLP CHLORINATED PESTICIDES

Samples FWG-IDW-MWPURGEJAN2012 (240-8175-2) and FWG-IDW-MWDECONJAN2012 (240-8175-3) were analyzed for TCLP chlorinated pesticides in accordance with EPA SW-846 Methods 1311/ 8081A. The samples were leached on 02/02/2012, prepared on 02/03/2012 and 02/06/2012 and analyzed on 02/03/2012 and 02/07/2012.

Surrogates are added during the extraction process prior to dilution. When the sample dilution is 5X or greater, surrogate recoveries are diluted out and no corrective action is required.

DCB Decachlorobiphenyl failed the surrogate recovery criteria low for FWG-IDW-MWDECONJAN2012 (240-8175-3). Refer to the QC report for details.

Two surrogates are used for this analysis. The laboratory's SOP allows one of these surrogates to be outside acceptance criteria without performing re-extraction/re-analysis. The following sample(s) contained an allowable number of surrogate compounds outside limits: FWG-IDW-MWDECONJAN2012. These results have been reported and qualified.

The opening continuing calibration verification (CCV) associated with batch 32677 recovered some analytes above the upper control limits. The sample associated with this CCV was not detected above the reporting limits for the affected analytes; therefore the data have been reported. FWG-IDW-MWPURGEJAN2012.

The opening Technical Chlordane continuing calibration verification (CCV) associated with batch 33027 was recovered above the upper control limit. The sample associatedFWG-IDW-MWDECONJAN2012 with this CCV was not detected above the reporting limits for Technical Chlordane; therefore the data have been reported.

Insufficient sample volume was available to perform a matrix spike/matrix spike duplicate (MS/MSD) associated with batch 32784/8081.

No other difficulties were encountered during the pesticides analyses. All other quality control parameters were within the acceptance limits.

TCLP CHLORINATED HERBICIDES

Samples FWG-IDW-MWPURGEJAN2012 (240-8175-2) and FWG-IDW-MWDECONJAN2012 (240-8175-3) were analyzed for TCLP chlorinated herbicides in accordance with EPA SW-846 Methods 1311/ 8151A. The samples were leached on 02/02/2012, prepared on 02/03/2012 and analyzed on 02/04/2012.

Surrogates are added during the extraction process prior to dilution. When the sample dilution is 5X or greater, surrogate recoveries are diluted out and no corrective action is required.

No difficulties were encountered during the herbicides analyses. All quality control parameters were within the acceptance limits.

TCLP METALS (ICP)

Samples FWG-IDW-MWPURGEJAN2012 (240-8175-2) and FWG-IDW-MWDECONJAN2012 (240-8175-3) were analyzed for TCLP metals (ICP) in accordance with EPA SW-846 Methods 1311/ 6010B. The samples were leached on 02/02/2012, prepared on 02/03/2012 and analyzed on 02/06/2012.

Job ID: 240-8175-1 (Continued)

Laboratory: TestAmerica North Canton (Continued)

Barium was detected in method blank LB 240-32485/1-B at a level that was above the method detection limit but below the reporting limit. The value should be considered an estimate, and has been flagged "J". If the associated sample reported a result above the MDL and/or RL, the result has been "B" flagged. Refer to the QC report for details.

No other difficulties were encountered during the metals analyses. All other quality control parameters were within the acceptance limits.

TCLP MERCURY
Samples FWG-IDW-MWPURGEJAN2012 (240-8175-2) and FWG-IDW-MWDECONJAN2012 (240-8175-3) were analyzed for TCLP mercury in accordance with EPA SW-846 Methods 1311/7470A. The samples were leached on 02/02/2012, and prepared and analyzed on 02/03/2012.

No difficulties were encountered during the mercury analyses. All quality control parameters were within the acceptance limits.

FLASHPOINT
Samples FWG-IDW-MWPURGEJAN2012 (240-8175-2) and FWG-IDW-MWDECONJAN2012 (240-8175-3) were analyzed for flashpoint in accordance with EPA SW-846 1010. The samples were analyzed on 02/02/2012.

No difficulties were encountered during the flashpoint analyses. All quality control parameters were within the acceptance limits.

TOTAL CYANIDE
Samples FWG-IDW-MWPURGEJAN2012 (240-8175-2) and FWG-IDW-MWDECONJAN2012 (240-8175-3) were analyzed for total cyanide in accordance with EPA SW-846 Method 9012A. The samples were prepared and analyzed on 02/03/2012.

No difficulties were encountered during the cyanide analyses. All quality control parameters were within the acceptance limits.

SULFIDE
Samples FWG-IDW-MWPURGEJAN2012 (240-8175-2) and FWG-IDW-MWDECONJAN2012 (240-8175-3) were analyzed for sulfide in accordance with EPA SW-846 Method 9034. The samples were prepared and analyzed on 02/03/2012.

No difficulties were encountered during the sulfide analyses. All quality control parameters were within the acceptance limits.

PH
Samples FWG-IDW-MWPURGEJAN2012 (240-8175-2) and FWG-IDW-MWDECONJAN2012 (240-8175-3) were analyzed for pH in accordance with EPA SW-846 Method 9040B. The samples were analyzed on 02/01/2012.

No difficulties were encountered during the pH analyses. All quality control parameters were within the acceptance limits.

Method Summary

Client: Environmental Quality Mgt., Inc.
Project/Site: RVAAP (OH) - IDW

TestAmerica Job ID: 240-8175-1

Method	Method Description	Protocol	Laboratory
8260B	Volatile Organic Compounds (GC/MS)	SW846	TAL NC
8270C	Semivolatile Organic Compounds (GC/MS)	SW846	TAL NC
8081A	Organochlorine Pesticides (GC)	SW846	TAL NC
8151A	Herbicides (GC)	SW846	TAL NC
6010B	Metals (ICP)	SW846	TAL NC
7470A	Mercury (CVAA)	SW846	TAL NC
1010	Ignitability, Pensky-Martens Closed-Cup Method	SW846	TAL NC
9012A	Cyanide, Total and/or Amenable	SW846	TAL NC
9034	Sulfide, Acid soluble and Insoluble (Titrimetric)	SW846	TAL NC
9040B	pH	SW846	TAL NC

Protocol References:

SW846 = "Test Methods For Evaluating Solid Waste, Physical/Chemical Methods", Third Edition, November 1986 And Its Updates.

Laboratory References:

TAL NC = TestAmerica North Canton, 4101 Shuffel Street NW, North Canton, OH 44720, TEL (330)497-9396

Sample Summary

Client: Environmental Quality Mgt., Inc.
Project/Site: RVAAP (OH) - IDW

TestAmerica Job ID: 240-8175-1

Lab Sample ID	Client Sample ID	Matrix	Collected	Received
240-8175-1	FWG-IDW-MWTBJAN2012	Water	02/01/12 13:30	02/01/12 16:05
240-8175-2	FWG-IDW-MWPURGEJAN2012	Water	02/01/12 14:00	02/01/12 16:05
240-8175-3	FWG-IDW-MWDECONJAN2012	Water	02/01/12 14:15	02/01/12 16:05

Detection Summary

Client: Environmental Quality Mgt., Inc.
Project/Site: RVAAP (OH) - IDW

TestAmerica Job ID: 240-8175-1

Client Sample ID: FWG-IDW-MWTBJAN2012 — Lab Sample ID: 240-8175-1

No Detections

Client Sample ID: FWG-IDW-MWPURGEJAN2012 — Lab Sample ID: 240-8175-2

Analyte	Result	Qualifier	RL	MDL	Unit	Dil Fac	D	Method	Prep Type
Arsenic	0.0034	J	0.50	0.0032	mg/L	1		6010B	TCLP
Barium	0.17	J B	10	0.00067	mg/L	1		6010B	TCLP
Lead	0.0033	J	0.50	0.0019	mg/L	1		6010B	TCLP
Flashpoint	>180		1.00	1.00	Degrees F	1		1010	Total/NA
pH	7.30		0.100	0.100	SU	1		9040B	Total/NA

Client Sample ID: FWG-IDW-MWDECONJAN2012 — Lab Sample ID: 240-8175-3

Analyte	Result	Qualifier	RL	MDL	Unit	Dil Fac	D	Method	Prep Type
Arsenic	0.0041	J	0.50	0.0032	mg/L	1		6010B	TCLP
Barium	0.037	J B	10	0.00067	mg/L	1		6010B	TCLP
Chromium	0.0043	J	0.50	0.0022	mg/L	1		6010B	TCLP
Lead	0.022	J	0.50	0.0019	mg/L	1		6010B	TCLP
Flashpoint	>180		1.00	1.00	Degrees F	1		1010	Total/NA
pH	9.45		0.100	0.100	SU	1		9040B	Total/NA

Client Sample ID: FWG-IDW-MWTBJAN2012
Date Collected: 02/01/12 13:30
Date Received: 02/01/12 16:05

Lab Sample ID: 240-8175-1
Matrix: Water

Method: 8260B - Volatile Organic Compounds (GC/MS)

Analyte	Result	Qualifier	RL	MDL	Unit	D	Prepared	Analyzed	Dil Fac
1,1-Dichloroethene	1.0	U	1.0	0.19	ug/L			02/03/12 19:30	1
1,2-Dichloroethane	1.0	U	1.0	0.22	ug/L			02/03/12 19:30	1
Benzene	1.0	U	1.0	0.13	ug/L			02/03/12 19:30	1
Carbon tetrachloride	1.0	U	1.0	0.13	ug/L			02/03/12 19:30	1
Chlorobenzene	1.0	U	1.0	0.15	ug/L			02/03/12 19:30	1
Chloroform	1.0	U	1.0	0.16	ug/L			02/03/12 19:30	1
2-Butanone (MEK)	10	U	10	0.57	ug/L			02/03/12 19:30	1
Tetrachloroethene	1.0	U	1.0	0.29	ug/L			02/03/12 19:30	1
Trichloroethene	1.0	U	1.0	0.17	ug/L			02/03/12 19:30	1
Vinyl chloride	1.0	U	1.0	0.22	ug/L			02/03/12 19:30	1

Surrogate	*%Recovery*	*Qualifier*	*Limits*	*Prepared*	*Analyzed*	*Dil Fac*
1,2-Dichloroethane-d4 (Surr)	*98*		*63 - 129*		*02/03/12 19:30*	*1*
4-Bromofluorobenzene (Surr)	*90*		*66 - 117*		*02/03/12 19:30*	*1*
Toluene-d8 (Surr)	*86*		*74 - 115*		*02/03/12 19:30*	*1*
Dibromofluoromethane (Surr)	*93*		*75 - 121*		*02/03/12 19:30*	*1*

Client Sample ID: FWG-IDW-MWPURGEJAN2012
Date Collected: 02/01/12 14:00
Date Received: 02/01/12 16:05

Lab Sample ID: 240-8175-2
Matrix: Water

Method: 8260B - Volatile Organic Compounds (GC/MS) - TCLP

Analyte	Result	Qualifier	RL	MDL	Unit	D	Prepared	Analyzed	Dil Fac
1,1-Dichloroethene	0.025	U	0.025	0.0095	mg/L			02/07/12 01:47	1
1,2-Dichloroethane	0.025	U	0.025	0.011	mg/L			02/07/12 01:47	1
2-Butanone (MEK)	0.25	U	0.25	0.029	mg/L			02/07/12 01:47	1
Benzene	0.025	U	0.025	0.0065	mg/L			02/07/12 01:47	1
Carbon tetrachloride	0.025	U	0.025	0.0065	mg/L			02/07/12 01:47	1
Chlorobenzene	0.025	U	0.025	0.0075	mg/L			02/07/12 01:47	1
Chloroform	0.025	U	0.025	0.0080	mg/L			02/07/12 01:47	1
Tetrachloroethene	0.025	U	0.025	0.015	mg/L			02/07/12 01:47	1
Trichloroethene	0.025	U	0.025	0.0085	mg/L			02/07/12 01:47	1
Vinyl chloride	0.025	U	0.025	0.011	mg/L			02/07/12 01:47	1

Surrogate	*%Recovery*	*Qualifier*	*Limits*	*Prepared*	*Analyzed*	*Dil Fac*
1,2-Dichloroethane-d4 (Surr)	*94*		*80 - 121*		*02/07/12 01:47*	*1*
4-Bromofluorobenzene (Surr)	*93*		*70 - 124*		*02/07/12 01:47*	*1*
Toluene-d8 (Surr)	*94*		*90 - 115*		*02/07/12 01:47*	*1*
Dibromofluoromethane (Surr)	*90*		*84 - 128*		*02/07/12 01:47*	*1*

Method: 8270C - Semivolatile Organic Compounds (GC/MS) - TCLP

Analyte	Result	Qualifier	RL	MDL	Unit	D	Prepared	Analyzed	Dil Fac
1,4-Dichlorobenzene	0.0040	U	0.0040	0.00034	mg/L		02/03/12 08:36	02/06/12 19:37	1
2,4,5-Trichlorophenol	0.020	U	0.020	0.00030	mg/L		02/03/12 08:36	02/06/12 19:37	1
2,4,6-Trichlorophenol	0.020	U	0.020	0.00080	mg/L		02/03/12 08:36	02/06/12 19:37	1
2,4-Dinitrotoluene	0.020	U	0.020	0.00027	mg/L		02/03/12 08:36	02/06/12 19:37	1
Hexachlorobenzene	0.020	U	0.020	0.00010	mg/L		02/03/12 08:36	02/06/12 19:37	1
Hexachlorobutadiene	0.020	U	0.020	0.00027	mg/L		02/03/12 08:36	02/06/12 19:37	1
Hexachloroethane	0.020	U	0.020	0.00080	mg/L		02/03/12 08:36	02/06/12 19:37	1
3 & 4 Methylphenol	0.040	U	0.040	0.00075	mg/L		02/03/12 08:36	02/06/12 19:37	1
2-Methylphenol	0.0040	U	0.0040	0.00080	mg/L		02/03/12 08:36	02/06/12 19:37	1
Nitrobenzene	0.0040	U	0.0040	0.000040	mg/L		02/03/12 08:36	02/06/12 19:37	1
Pentachlorophenol	0.040	U	0.040	0.0024	mg/L		02/03/12 08:36	02/06/12 19:37	1
Pyridine	0.020	U	0.020	0.00035	mg/L		02/03/12 08:36	02/06/12 19:37	1

Surrogate	*%Recovery*	*Qualifier*	*Limits*	*Prepared*	*Analyzed*	*Dil Fac*
2-Fluorobiphenyl (Surr)	*52*		*22 - 110*	*02/03/12 08:36*	*02/06/12 19:37*	*1*
2-Fluorophenol (Surr)	*39*		*10 - 110*	*02/03/12 08:36*	*02/06/12 19:37*	*1*
2,4,6-Tribromophenol (Surr)	*68*		*17 - 117*	*02/03/12 08:36*	*02/06/12 19:37*	*1*
Nitrobenzene-d5 (Surr)	*53*		*29 - 111*	*02/03/12 08:36*	*02/06/12 19:37*	*1*
Phenol-d5 (Surr)	*41*		*10 - 110*	*02/03/12 08:36*	*02/06/12 19:37*	*1*
Terphenyl-d14 (Surr)	*67*		*40 - 119*	*02/03/12 08:36*	*02/06/12 19:37*	*1*

Method: 8081A - Organochlorine Pesticides (GC) - TCLP

Analyte	Result	Qualifier	RL	MDL	Unit	D	Prepared	Analyzed	Dil Fac
Chlordane (technical)	0.012	U	0.012	0.000079	mg/L		02/03/12 08:39	02/03/12 22:15	1
Endrin	0.0012	U	0.0012	0.000026	mg/L		02/03/12 08:39	02/03/12 22:15	1
Heptachlor	0.0012	U	0.0012	0.000019	mg/L		02/03/12 08:39	02/03/12 22:15	1
Heptachlor epoxide	0.0012	U	0.0012	0.000017	mg/L		02/03/12 08:39	02/03/12 22:15	1
gamma-BHC (Lindane)	0.0012	U	0.0012	0.000015	mg/L		02/03/12 08:39	02/03/12 22:15	1
Methoxychlor	0.0024	U	0.0024	0.000077	mg/L		02/03/12 08:39	02/03/12 22:15	1
Toxaphene	0.048	U	0.048	0.00077	mg/L		02/03/12 08:39	02/03/12 22:15	1

Client Sample ID: FWG-IDW-MWPURGEJAN2012
Date Collected: 02/01/12 14:00
Date Received: 02/01/12 16:05

Lab Sample ID: 240-8175-2
Matrix: Water

Surrogate	*%Recovery*	*Qualifier*	*Limits*	*Prepared*	*Analyzed*	*Dil Fac*
Tetrachloro-m-xylene	*78*		*46 - 122*	*02/03/12 08:39*	*02/03/12 22:15*	*1*
Tetrachloro-m-xylene	*76*		*46 - 122*	*02/03/12 08:39*	*02/03/12 22:15*	*1*
DCB Decachlorobiphenyl	*77*		*34 - 141*	*02/03/12 08:39*	*02/03/12 22:15*	*1*
DCB Decachlorobiphenyl	*75*		*34 - 141*	*02/03/12 08:39*	*02/03/12 22:15*	*1*

Method: 8151A - Herbicides (GC) - TCLP

Analyte	Result	Qualifier	RL	MDL	Unit	D	Prepared	Analyzed	Dil Fac
2,4-D	0.0020	U	0.0020	0.00021	mg/L		02/03/12 08:42	02/04/12 19:00	1
Silvex (2,4,5-TP)	0.00050	U	0.00050	0.00010	mg/L		02/03/12 08:42	02/04/12 19:00	1

Surrogate	*%Recovery*	*Qualifier*	*Limits*	*Prepared*	*Analyzed*	*Dil Fac*
2,4-Dichlorophenylacetic acid	*118*	*X*	*37 - 116*	*02/03/12 08:42*	*02/04/12 19:00*	*1*
2,4-Dichlorophenylacetic acid	*83*		*37 - 116*	*02/03/12 08:42*	*02/04/12 19:00*	*1*

Method: 6010B - Metals (ICP) - TCLP

Analyte	Result	Qualifier	RL	MDL	Unit	D	Prepared	Analyzed	Dil Fac
Arsenic	**0.0034**	**J**	0.50	0.0032	mg/L		02/03/12 10:16	02/06/12 15:48	1
Barium	**0.17**	**J B**	10	0.00067	mg/L		02/03/12 10:16	02/06/12 15:48	1
Cadmium	0.10	U	0.10	0.00066	mg/L		02/03/12 10:16	02/06/12 15:48	1
Chromium	0.50	U	0.50	0.0022	mg/L		02/03/12 10:16	02/06/12 15:48	1
Lead	**0.0033**	**J**	0.50	0.0019	mg/L		02/03/12 10:16	02/06/12 15:48	1
Selenium	0.25	U	0.25	0.0041	mg/L		02/03/12 10:16	02/06/12 15:48	1
Silver	0.50	U	0.50	0.0022	mg/L		02/03/12 10:16	02/06/12 15:48	1

Method: 7470A - Mercury (CVAA) - TCLP

Analyte	Result	Qualifier	RL	MDL	Unit	D	Prepared	Analyzed	Dil Fac
Mercury	0.0020	U	0.0020	0.00012	mg/L		02/03/12 13:25	02/03/12 17:23	1

General Chemistry

Analyte	Result	Qualifier	RL	MDL	Unit	D	Prepared	Analyzed	Dil Fac
Flashpoint	**>180**		1.00	1.00	Degrees F			02/02/12 10:02	1
Cyanide, Total	0.010	U	0.010	0.0050	mg/L		02/03/12 08:38	02/03/12 11:55	1
Sulfide	3.0	U	3.0	0.94	mg/L		02/03/12 09:11	02/03/12 16:46	1
pH	**7.30**		0.100	0.100	SU			02/01/12 16:52	1

Client Sample ID: FWG-IDW-MWDECONJAN2012
Date Collected: 02/01/12 14:15
Date Received: 02/01/12 16:05

Lab Sample ID: 240-8175-3
Matrix: Water

Method: 8260B - Volatile Organic Compounds (GC/MS) - TCLP

Analyte	Result	Qualifier	RL	MDL	Unit	D	Prepared	Analyzed	Dil Fac
1,1-Dichloroethene	0.025	U	0.025	0.0095	mg/L			02/07/12 02:11	1
1,2-Dichloroethane	0.025	U	0.025	0.011	mg/L			02/07/12 02:11	1
2-Butanone (MEK)	0.25	U	0.25	0.029	mg/L			02/07/12 02:11	1
Benzene	0.025	U	0.025	0.0065	mg/L			02/07/12 02:11	1
Carbon tetrachloride	0.025	U	0.025	0.0065	mg/L			02/07/12 02:11	1
Chlorobenzene	0.025	U	0.025	0.0075	mg/L			02/07/12 02:11	1
Chloroform	0.025	U	0.025	0.0080	mg/L			02/07/12 02:11	1
Tetrachloroethene	0.025	U	0.025	0.015	mg/L			02/07/12 02:11	1
Trichloroethene	0.025	U	0.025	0.0085	mg/L			02/07/12 02:11	1
Vinyl chloride	0.025	U	0.025	0.011	mg/L			02/07/12 02:11	1

Surrogate	*%Recovery*	*Qualifier*	*Limits*	*Prepared*	*Analyzed*	*Dil Fac*
1,2-Dichloroethane-d4 (Surr)	*91*		*80 - 121*		*02/07/12 02:11*	*1*
4-Bromofluorobenzene (Surr)	*94*		*70 - 124*		*02/07/12 02:11*	*1*
Toluene-d8 (Surr)	*97*		*90 - 115*		*02/07/12 02:11*	*1*
Dibromofluoromethane (Surr)	*91*		*84 - 128*		*02/07/12 02:11*	*1*

Method: 8270C - Semivolatile Organic Compounds (GC/MS) - TCLP

Analyte	Result	Qualifier	RL	MDL	Unit	D	Prepared	Analyzed	Dil Fac
1,4-Dichlorobenzene	0.0040	U	0.0040	0.00034	mg/L		02/06/12 08:36	02/10/12 13:10	1
2,4,5-Trichlorophenol	0.020	U	0.020	0.00030	mg/L		02/06/12 08:36	02/10/12 13:10	1
2,4,6-Trichlorophenol	0.020	U	0.020	0.00080	mg/L		02/06/12 08:36	02/10/12 13:10	1
2,4-Dinitrotoluene	0.020	U	0.020	0.00027	mg/L		02/06/12 08:36	02/10/12 13:10	1
Hexachlorobenzene	0.020	U	0.020	0.00010	mg/L		02/06/12 08:36	02/10/12 13:10	1
Hexachlorobutadiene	0.020	U	0.020	0.00027	mg/L		02/06/12 08:36	02/10/12 13:10	1
Hexachloroethane	0.020	U	0.020	0.00080	mg/L		02/06/12 08:36	02/10/12 13:10	1
3 & 4 Methylphenol	0.040	U	0.040	0.00075	mg/L		02/06/12 08:36	02/10/12 13:10	1
2-Methylphenol	0.0040	U	0.0040	0.00080	mg/L		02/06/12 08:36	02/10/12 13:10	1
Nitrobenzene	0.0040	U	0.0040	0.000040	mg/L		02/06/12 08:36	02/10/12 13:10	1
Pentachlorophenol	0.040	U	0.040	0.0024	mg/L		02/06/12 08:36	02/10/12 13:10	1
Pyridine	0.020	U	0.020	0.00035	mg/L		02/06/12 08:36	02/10/12 13:10	1

Surrogate	*%Recovery*	*Qualifier*	*Limits*	*Prepared*	*Analyzed*	*Dil Fac*
2-Fluorobiphenyl (Surr)	*58*		*22 - 110*	*02/06/12 08:36*	*02/10/12 13:10*	*1*
2-Fluorophenol (Surr)	*24*		*10 - 110*	*02/06/12 08:36*	*02/10/12 13:10*	*1*
2,4,6-Tribromophenol (Surr)	*62*		*17 - 117*	*02/06/12 08:36*	*02/10/12 13:10*	*1*
Nitrobenzene-d5 (Surr)	*55*		*29 - 111*	*02/06/12 08:36*	*02/10/12 13:10*	*1*
Phenol-d5 (Surr)	*40*		*10 - 110*	*02/06/12 08:36*	*02/10/12 13:10*	*1*
Terphenyl-d14 (Surr)	*55*		*40 - 119*	*02/06/12 08:36*	*02/10/12 13:10*	*1*

Method: 8081A - Organochlorine Pesticides (GC) - TCLP

Analyte	Result	Qualifier	RL	MDL	Unit	D	Prepared	Analyzed	Dil Fac
Chlordane (technical)	0.012	U	0.012	0.000079	mg/L		02/06/12 08:41	02/07/12 22:33	1
Endrin	0.0012	U	0.0012	0.000026	mg/L		02/06/12 08:41	02/07/12 22:33	1
Heptachlor	0.0012	U	0.0012	0.000019	mg/L		02/06/12 08:41	02/07/12 22:33	1
Heptachlor epoxide	0.0012	U	0.0012	0.000017	mg/L		02/06/12 08:41	02/07/12 22:33	1
gamma-BHC (Lindane)	0.0012	U	0.0012	0.000015	mg/L		02/06/12 08:41	02/07/12 22:33	1
Methoxychlor	0.0024	U	0.0024	0.000077	mg/L		02/06/12 08:41	02/07/12 22:33	1
Toxaphene	0.048	U	0.048	0.00077	mg/L		02/06/12 08:41	02/07/12 22:33	1

Client Sample ID: FWG-IDW-MWDECONJAN2012
Date Collected: 02/01/12 14:15
Date Received: 02/01/12 16:05

Lab Sample ID: 240-8175-3
Matrix: Water

Surrogate	*%Recovery*	*Qualifier*	*Limits*	*Prepared*	*Analyzed*	*Dil Fac*
Tetrachloro-m-xylene	*65*		*46 - 122*	*02/06/12 08:41*	*02/07/12 22:33*	*1*
Tetrachloro-m-xylene	*77*		*46 - 122*	*02/06/12 08:41*	*02/07/12 22:33*	*1*
DCB Decachlorobiphenyl	*32*	*X*	*34 - 141*	*02/06/12 08:41*	*02/07/12 22:33*	*1*
DCB Decachlorobiphenyl	*30*	*X*	*34 - 141*	*02/06/12 08:41*	*02/07/12 22:33*	*1*

Method: 8151A - Herbicides (GC) - TCLP

Analyte	Result	Qualifier	RL	MDL	Unit	D	Prepared	Analyzed	Dil Fac
2,4-D	0.0020	U	0.0020	0.00021	mg/L		02/03/12 08:42	02/04/12 19:21	1
Silvex (2,4,5-TP)	0.00050	U	0.00050	0.00010	mg/L		02/03/12 08:42	02/04/12 19:21	1

Surrogate	*%Recovery*	*Qualifier*	*Limits*	*Prepared*	*Analyzed*	*Dil Fac*
2,4-Dichlorophenylacetic acid	*139*	*X*	*37 - 116*	*02/03/12 08:42*	*02/04/12 19:21*	*1*
2,4-Dichlorophenylacetic acid	*89*		*37 - 116*	*02/03/12 08:42*	*02/04/12 19:21*	*1*

Method: 6010B - Metals (ICP) - TCLP

Analyte	Result	Qualifier	RL	MDL	Unit	D	Prepared	Analyzed	Dil Fac
Arsenic	**0.0041**	**J**	0.50	0.0032	mg/L		02/03/12 10:16	02/06/12 15:54	1
Barium	**0.037**	**J B**	10	0.00067	mg/L		02/03/12 10:16	02/06/12 15:54	1
Cadmium	0.10	U	0.10	0.00066	mg/L		02/03/12 10:16	02/06/12 15:54	1
Chromium	**0.0043**	**J**	0.50	0.0022	mg/L		02/03/12 10:16	02/06/12 15:54	1
Lead	**0.022**	**J**	0.50	0.0019	mg/L		02/03/12 10:16	02/06/12 15:54	1
Selenium	0.25	U	0.25	0.0041	mg/L		02/03/12 10:16	02/06/12 15:54	1
Silver	0.50	U	0.50	0.0022	mg/L		02/03/12 10:16	02/06/12 15:54	1

Method: 7470A - Mercury (CVAA) - TCLP

Analyte	Result	Qualifier	RL	MDL	Unit	D	Prepared	Analyzed	Dil Fac
Mercury	0.0020	U	0.0020	0.00012	mg/L		02/03/12 13:25	02/03/12 17:24	1

General Chemistry

Analyte	Result	Qualifier	RL	MDL	Unit	D	Prepared	Analyzed	Dil Fac
Flashpoint	**>180**		1.00	1.00	Degrees F			02/02/12 11:51	1
Cyanide, Total	0.010	U	0.010	0.0050	mg/L		02/03/12 08:38	02/03/12 12:01	1
Sulfide	3.0	U	3.0	0.94	mg/L		02/03/12 09:11	02/03/12 16:48	1
pH	**9.45**		0.100	0.100	SU			02/01/12 16:52	1

Surrogate Summary

Client: Environmental Quality Mgt., Inc.
Project/Site: RVAAP (OH) - IDW

TestAmerica Job ID: 240-8175-1

Method: 8260B - Volatile Organic Compounds (GC/MS)

Matrix: Water — **Prep Type: Total/NA**

		Percent Surrogate Recovery (Acceptance Limits)			
		12DCE	BFB	TOL	DBFM
Lab Sample ID	Client Sample ID	(63-129)	(66-117)	(74-115)	(75-121)
240-8175-1	FWG-IDW-MWTBJAN2012	98	90	86	93
LCS 240-32592/4	Lab Control Sample	90	94	89	91
MB 240-32592/5	Method Blank	99	95	92	95

Surrogate Legend

12DCE = 1,2-Dichloroethane-d4 (Surr)
BFB = 4-Bromofluorobenzene (Surr)
TOL = Toluene-d8 (Surr)
DBFM = Dibromofluoromethane (Surr)

Method: 8260B - Volatile Organic Compounds (GC/MS)

Matrix: Water — **Prep Type: Total/NA**

		Percent Surrogate Recovery (Acceptance Limits)			
		12DCE	BFB	TOL	DBFM
Lab Sample ID	Client Sample ID	(80-121)	(70-124)	(90-115)	(84-128)
LCS 240-32884/24	Lab Control Sample	90	95	94	92

Surrogate Legend

12DCE = 1,2-Dichloroethane-d4 (Surr)
BFB = 4-Bromofluorobenzene (Surr)
TOL = Toluene-d8 (Surr)
DBFM = Dibromofluoromethane (Surr)

Method: 8260B - Volatile Organic Compounds (GC/MS)

Matrix: Water — **Prep Type: TCLP**

		Percent Surrogate Recovery (Acceptance Limits)			
		12DCE	BFB	TOL	DBFM
Lab Sample ID	Client Sample ID	(80-121)	(70-124)	(90-115)	(84-128)
240-8175-2	FWG-IDW-MWPURGEJAN2012	94	93	94	90
240-8175-3	FWG-IDW-MWDECONJAN2012	91	94	97	91
LB 240-32489/1-A MB	Method Blank	94	94	94	90

Surrogate Legend

12DCE = 1,2-Dichloroethane-d4 (Surr)
BFB = 4-Bromofluorobenzene (Surr)
TOL = Toluene-d8 (Surr)
DBFM = Dibromofluoromethane (Surr)

Method: 8270C - Semivolatile Organic Compounds (GC/MS)

Matrix: Water — **Prep Type: Total/NA**

		Percent Surrogate Recovery (Acceptance Limits)					
		FBP	2FP	TBP	NBZ	PHL	TPH
Lab Sample ID	Client Sample ID	(22-110)	(10-110)	(17-117)	(29-111)	(10-110)	(40-119)
LCS 240-32571/2-A	Lab Control Sample	75	76	81	79	66	90
LCS 240-32780/2-A	Lab Control Sample	68	55	73	71	71	84
MB 240-32571/1-A	Method Blank	73	77	80	79	71	89
MB 240-32780/1-A	Method Blank	55	42	50	58	54	71

Surrogate Legend

FBP = 2-Fluorobiphenyl (Surr)
2FP = 2-Fluorophenol (Surr)
TBP = 2,4,6-Tribromophenol (Surr)
NBZ = Nitrobenzene-d5 (Surr)
PHL = Phenol-d5 (Surr)
TPH = Terphenyl-d14 (Surr)

Method: 8270C - Semivolatile Organic Compounds (GC/MS)

Matrix: Water **Prep Type: TCLP**

		Percent Surrogate Recovery (Acceptance Limits)					
		FBP	2FP	TBP	NBZ	PHL	TPH
Lab Sample ID	Client Sample ID	(22-110)	(10-110)	(17-117)	(29-111)	(10-110)	(40-119)
240-8175-2	FWG-IDW-MWPURGEJAN2012	52	39	68	53	41	67
240-8175-2 MS	FWG-IDW-MWPURGEJAN2012	59	50	67	58	44	62
240-8175-3	FWG-IDW-MWDECONJAN2012	58	24	62	55	40	55

Surrogate Legend

FBP = 2-Fluorobiphenyl (Surr)
2FP = 2-Fluorophenol (Surr)
TBP = 2,4,6-Tribromophenol (Surr)
NBZ = Nitrobenzene-d5 (Surr)
PHL = Phenol-d5 (Surr)
TPH = Terphenyl-d14 (Surr)

Method: 8081A - Organochlorine Pesticides (GC)

Matrix: Water **Prep Type: Total/NA**

		Percent Surrogate Recovery (Acceptance Limits)			
		TCX1	TCX2	DCB1	DCB2
Lab Sample ID	Client Sample ID	(46-122)	(46-122)	(34-141)	(34-141)
LCS 240-32573/2-A	Lab Control Sample	88	81	100	93
LCS 240-32784/2-A	Lab Control Sample	62	62	90	70
MB 240-32573/1-A	Method Blank	82	81	92	95
MB 240-32784/1-A	Method Blank	73	77	98	97

Surrogate Legend

TCX = Tetrachloro-m-xylene
DCB = DCB Decachlorobiphenyl

Method: 8081A - Organochlorine Pesticides (GC)

Matrix: Water **Prep Type: TCLP**

		Percent Surrogate Recovery (Acceptance Limits)			
		TCX1	TCX2	DCB1	DCB2
Lab Sample ID	Client Sample ID	(46-122)	(46-122)	(34-141)	(34-141)
240-8175-2	FWG-IDW-MWPURGEJAN2012	78	76	77	75
240-8175-3	FWG-IDW-MWDECONJAN2012	65	77	32 X	30 X

Surrogate Legend

TCX = Tetrachloro-m-xylene
DCB = DCB Decachlorobiphenyl

Surrogate Summary

Client: Environmental Quality Mgt., Inc.
Project/Site: RVAAP (OH) - IDW

TestAmerica Job ID: 240-8175-1

Method: 8151A - Herbicides (GC)

Matrix: Water — **Prep Type: Total/NA**

		Percent Surrogate Recovery (Acceptance Limits)	
Lab Sample ID	Client Sample ID	DCPA1 (37-116)	DCPA2 (37-116)
LCS 240-32574/2-A	Lab Control Sample	66	73
MB 240-32574/1-A	Method Blank	71	65

Surrogate Legend

DCPA = 2,4-Dichlorophenylacetic acid

Method: 8151A - Herbicides (GC)

Matrix: Water — **Prep Type: TCLP**

		Percent Surrogate Recovery (Acceptance Limits)	
Lab Sample ID	Client Sample ID	DCPA1 (37-116)	DCPA2 (37-116)
240-8175-2	FWG-IDW-MWPURGEJAN2012	118 X	83
240-8175-3	FWG-IDW-MWDECONJAN2012	139 X	89
240-8175-3 MS	FWG-IDW-MWDECONJAN2012	56	79

Surrogate Legend

DCPA = 2,4-Dichlorophenylacetic acid

Method: 8260B - Volatile Organic Compounds (GC/MS)

Lab Sample ID: MB 240-32592/5
Matrix: Water
Analysis Batch: 32592

Client Sample ID: Method Blank
Prep Type: Total/NA

Analyte	MB Result	MB Qualifier	RL	MDL	Unit	D	Prepared	Analyzed	Dil Fac
1,1-Dichloroethene	1.0	U	1.0	0.19	ug/L			02/03/12 11:51	1
1,2-Dichloroethane	1.0	U	1.0	0.22	ug/L			02/03/12 11:51	1
Benzene	1.0	U	1.0	0.13	ug/L			02/03/12 11:51	1
2-Butanone (MEK)	10	U	10	0.57	ug/L			02/03/12 11:51	1
Carbon tetrachloride	1.0	U	1.0	0.13	ug/L			02/03/12 11:51	1
Chlorobenzene	1.0	U	1.0	0.15	ug/L			02/03/12 11:51	1
Chloroform	1.0	U	1.0	0.16	ug/L			02/03/12 11:51	1
Tetrachloroethene	1.0	U	1.0	0.29	ug/L			02/03/12 11:51	1
Trichloroethene	1.0	U	1.0	0.17	ug/L			02/03/12 11:51	1
Vinyl chloride	1.0	U	1.0	0.22	ug/L			02/03/12 11:51	1

Surrogate	*MB %Recovery*	*MB Qualifier*	*Limits*	*Prepared*	*Analyzed*	*Dil Fac*
1,2-Dichloroethane-d4 (Surr)	*99*		*63 - 129*		*02/03/12 11:51*	*1*
4-Bromofluorobenzene (Surr)	*95*		*66 - 117*		*02/03/12 11:51*	*1*
Toluene-d8 (Surr)	*92*		*74 - 115*		*02/03/12 11:51*	*1*
Dibromofluoromethane (Surr)	*95*		*75 - 121*		*02/03/12 11:51*	*1*

Lab Sample ID: LCS 240-32592/4
Matrix: Water
Analysis Batch: 32592

Client Sample ID: Lab Control Sample
Prep Type: Total/NA

Analyte	Spike Added	LCS Result	LCS Qualifier	Unit	D	%Rec	%Rec. Limits
1,1-Dichloroethene	10.0	9.86		ug/L		99	78 - 131
1,2-Dichloroethane	10.0	9.54		ug/L		95	71 - 127
Benzene	10.0	8.72		ug/L		87	83 - 112
2-Butanone (MEK)	20.0	13.1		ug/L		66	60 - 126
Carbon tetrachloride	10.0	10.5		ug/L		105	66 - 128
Chlorobenzene	10.0	9.37		ug/L		94	85 - 110
Chloroform	10.0	9.87		ug/L		99	79 - 117
Tetrachloroethene	10.0	9.60		ug/L		96	79 - 114
Trichloroethene	10.0	9.62		ug/L		96	76 - 117
Vinyl chloride	10.0	9.45		ug/L		95	53 - 127

Surrogate	*LCS %Recovery*	*LCS Qualifier*	*Limits*
1,2-Dichloroethane-d4 (Surr)	*90*		*63 - 129*
4-Bromofluorobenzene (Surr)	*94*		*66 - 117*
Toluene-d8 (Surr)	*89*		*74 - 115*
Dibromofluoromethane (Surr)	*91*		*75 - 121*

Lab Sample ID: LCS 240-32884/24
Matrix: Water
Analysis Batch: 32884

Client Sample ID: Lab Control Sample
Prep Type: Total/NA

Analyte	Spike Added	LCS Result	LCS Qualifier	Unit	D	%Rec	%Rec. Limits
1,1-Dichloroethene	1.00	1.05		mg/L		105	71 - 133
1,2-Dichloroethane	1.00	0.955		mg/L		96	81 - 114
Benzene	1.00	0.935		mg/L		94	84 - 120
2-Butanone (MEK)	2.00	1.82		mg/L		91	49 - 120
Carbon tetrachloride	1.00	0.840		mg/L		84	54 - 122

Method: 8260B - Volatile Organic Compounds (GC/MS) (Continued)

Lab Sample ID: LCS 240-32884/24
Matrix: Water
Analysis Batch: 32884

Client Sample ID: Lab Control Sample
Prep Type: Total/NA

Analyte	Spike Added	LCS Result	LCS Qualifier	Unit	D	%Rec	%Rec. Limits
Chlorobenzene	1.00	0.895		mg/L		90	86 - 111
Chloroform	1.00	0.940		mg/L		94	87 - 123
Tetrachloroethene	1.00	0.840		mg/L		84	79 - 134
Trichloroethene	1.00	0.910		mg/L		91	78 - 130
Vinyl chloride	1.00	0.895		mg/L		90	56 - 111

Surrogate	*LCS %Recovery*	*LCS Qualifier*	*Limits*
1,2-Dichloroethane-d4 (Surr)	*90*		*80 - 121*
4-Bromofluorobenzene (Surr)	*95*		*70 - 124*
Toluene-d8 (Surr)	*94*		*90 - 115*
Dibromofluoromethane (Surr)	*92*		*84 - 128*

Lab Sample ID: LB 240-32489/1-A MB
Matrix: Water
Analysis Batch: 32884

Client Sample ID: Method Blank
Prep Type: TCLP

Analyte	MB Result	MB Qualifier	RL	MDL	Unit	D	Prepared	Analyzed	Dil Fac
1,1-Dichloroethene	0.025	U	0.025	0.0095	mg/L			02/07/12 00:10	1
1,2-Dichloroethane	0.025	U	0.025	0.011	mg/L			02/07/12 00:10	1
Benzene	0.025	U	0.025	0.0065	mg/L			02/07/12 00:10	1
2-Butanone (MEK)	0.25	U	0.25	0.029	mg/L			02/07/12 00:10	1
Carbon tetrachloride	0.025	U	0.025	0.0065	mg/L			02/07/12 00:10	1
Chlorobenzene	0.025	U	0.025	0.0075	mg/L			02/07/12 00:10	1
Chloroform	0.025	U	0.025	0.0080	mg/L			02/07/12 00:10	1
Tetrachloroethene	0.025	U	0.025	0.015	mg/L			02/07/12 00:10	1
Trichloroethene	0.025	U	0.025	0.0085	mg/L			02/07/12 00:10	1
Vinyl chloride	0.025	U	0.025	0.011	mg/L			02/07/12 00:10	1

Surrogate	*MB %Recovery*	*MB Qualifier*	*Limits*	*Prepared*	*Analyzed*	*Dil Fac*
1,2-Dichloroethane-d4 (Surr)	*94*		*80 - 121*		*02/07/12 00:10*	*1*
4-Bromofluorobenzene (Surr)	*94*		*70 - 124*		*02/07/12 00:10*	*1*
Toluene-d8 (Surr)	*94*		*90 - 115*		*02/07/12 00:10*	*1*
Dibromofluoromethane (Surr)	*90*		*84 - 128*		*02/07/12 00:10*	*1*

Method: 8270C - Semivolatile Organic Compounds (GC/MS)

Lab Sample ID: MB 240-32571/1-A
Matrix: Water
Analysis Batch: 32805

Client Sample ID: Method Blank
Prep Type: Total/NA
Prep Batch: 32571

Analyte	MB Result	MB Qualifier	RL	MDL	Unit	D	Prepared	Analyzed	Dil Fac
1,4-Dichlorobenzene	0.0040	U	0.0040	0.00034	mg/L		02/03/12 08:36	02/06/12 11:52	1
2,4,5-Trichlorophenol	0.020	U	0.020	0.00030	mg/L		02/03/12 08:36	02/06/12 11:52	1
2,4,6-Trichlorophenol	0.020	U	0.020	0.00080	mg/L		02/03/12 08:36	02/06/12 11:52	1
2,4-Dinitrotoluene	0.020	U	0.020	0.00027	mg/L		02/03/12 08:36	02/06/12 11:52	1
Hexachlorobenzene	0.020	U	0.020	0.00010	mg/L		02/03/12 08:36	02/06/12 11:52	1
Hexachlorobutadiene	0.020	U	0.020	0.00027	mg/L		02/03/12 08:36	02/06/12 11:52	1
Hexachloroethane	0.020	U	0.020	0.00080	mg/L		02/03/12 08:36	02/06/12 11:52	1
3 & 4 Methylphenol	0.040	U	0.040	0.00075	mg/L		02/03/12 08:36	02/06/12 11:52	1

Method: 8270C - Semivolatile Organic Compounds (GC/MS) (Continued)

Lab Sample ID: MB 240-32571/1-A
Matrix: Water
Analysis Batch: 32805

Client Sample ID: Method Blank
Prep Type: Total/NA
Prep Batch: 32571

Analyte	MB Result	MB Qualifier	RL	MDL	Unit	D	Prepared	Analyzed	Dil Fac
2-Methylphenol	0.0040	U	0.0040	0.00080	mg/L		02/03/12 08:36	02/06/12 11:52	1
Nitrobenzene	0.0040	U	0.0040	0.000040	mg/L		02/03/12 08:36	02/06/12 11:52	1
Pentachlorophenol	0.040	U	0.040	0.0024	mg/L		02/03/12 08:36	02/06/12 11:52	1
Pyridine	0.020	U	0.020	0.00035	mg/L		02/03/12 08:36	02/06/12 11:52	1

Surrogate	*MB %Recovery*	*MB Qualifier*	*Limits*	*Prepared*	*Analyzed*	*Dil Fac*
2-Fluorobiphenyl (Surr)	*73*		*22 - 110*	*02/03/12 08:36*	*02/06/12 11:52*	*1*
2-Fluorophenol (Surr)	*77*		*10 - 110*	*02/03/12 08:36*	*02/06/12 11:52*	*1*
2,4,6-Tribromophenol (Surr)	*80*		*17 - 117*	*02/03/12 08:36*	*02/06/12 11:52*	*1*
Nitrobenzene-d5 (Surr)	*79*		*29 - 111*	*02/03/12 08:36*	*02/06/12 11:52*	*1*
Phenol-d5 (Surr)	*71*		*10 - 110*	*02/03/12 08:36*	*02/06/12 11:52*	*1*
Terphenyl-d14 (Surr)	*89*		*40 - 119*	*02/03/12 08:36*	*02/06/12 11:52*	*1*

Lab Sample ID: LCS 240-32571/2-A
Matrix: Water
Analysis Batch: 32805

Client Sample ID: Lab Control Sample
Prep Type: Total/NA
Prep Batch: 32571

Analyte	Spike Added	LCS Result	LCS Qualifier	Unit	D	%Rec	%Rec. Limits
2,4,5-Trichlorophenol	0.0800	0.0639		mg/L		80	35 - 111
2,4,6-Trichlorophenol	0.0800	0.0622		mg/L		78	32 - 110
2,4-Dinitrotoluene	0.0800	0.0681		mg/L		85	45 - 126
Hexachlorobenzene	0.0800	0.0634		mg/L		79	47 - 116
Hexachlorobutadiene	0.0800	0.0633		mg/L		79	10 - 110
Hexachloroethane	0.0800	0.0624		mg/L		78	10 - 110
3 & 4 Methylphenol	0.160	0.128		mg/L		80	27 - 110
2-Methylphenol	0.0800	0.0650		mg/L		81	24 - 110
Nitrobenzene	0.0800	0.0647		mg/L		81	35 - 117
Pentachlorophenol	0.0800	0.0571		mg/L		71	12 - 110
Pyridine	0.0800	0.0566		mg/L		71	10 - 110

Surrogate	*LCS %Recovery*	*LCS Qualifier*	*Limits*
2-Fluorobiphenyl (Surr)	*75*		*22 - 110*
2-Fluorophenol (Surr)	*76*		*10 - 110*
2,4,6-Tribromophenol (Surr)	*81*		*17 - 117*
Nitrobenzene-d5 (Surr)	*79*		*29 - 111*
Phenol-d5 (Surr)	*66*		*10 - 110*
Terphenyl-d14 (Surr)	*90*		*40 - 119*

Lab Sample ID: MB 240-32780/1-A
Matrix: Water
Analysis Batch: 33426

Client Sample ID: Method Blank
Prep Type: Total/NA
Prep Batch: 32780

Analyte	MB Result	MB Qualifier	RL	MDL	Unit	D	Prepared	Analyzed	Dil Fac
1,4-Dichlorobenzene	0.0040	U	0.0040	0.00034	mg/L		02/06/12 08:36	02/10/12 08:50	1
2,4,5-Trichlorophenol	0.020	U	0.020	0.00030	mg/L		02/06/12 08:36	02/10/12 08:50	1
2,4,6-Trichlorophenol	0.020	U	0.020	0.00080	mg/L		02/06/12 08:36	02/10/12 08:50	1
2,4-Dinitrotoluene	0.020	U	0.020	0.00027	mg/L		02/06/12 08:36	02/10/12 08:50	1
Hexachlorobenzene	0.020	U	0.020	0.00010	mg/L		02/06/12 08:36	02/10/12 08:50	1
Hexachlorobutadiene	0.020	U	0.020	0.00027	mg/L		02/06/12 08:36	02/10/12 08:50	1

Method: 8270C - Semivolatile Organic Compounds (GC/MS) (Continued)

Lab Sample ID: MB 240-32780/1-A
Matrix: Water
Analysis Batch: 33426

Client Sample ID: Method Blank
Prep Type: Total/NA
Prep Batch: 32780

Analyte	MB Result	MB Qualifier	RL	MDL	Unit	D	Prepared	Analyzed	Dil Fac
Hexachloroethane	0.020	U	0.020	0.00080	mg/L		02/06/12 08:36	02/10/12 08:50	1
3 & 4 Methylphenol	0.040	U	0.040	0.00075	mg/L		02/06/12 08:36	02/10/12 08:50	1
2-Methylphenol	0.0040	U	0.0040	0.00080	mg/L		02/06/12 08:36	02/10/12 08:50	1
Nitrobenzene	0.0040	U	0.0040	0.000040	mg/L		02/06/12 08:36	02/10/12 08:50	1
Pentachlorophenol	0.040	U	0.040	0.0024	mg/L		02/06/12 08:36	02/10/12 08:50	1
Pyridine	0.020	U	0.020	0.00035	mg/L		02/06/12 08:36	02/10/12 08:50	1

Surrogate	*MB %Recovery*	*MB Qualifier*	*Limits*	*Prepared*	*Analyzed*	*Dil Fac*
2-Fluorobiphenyl (Surr)	*55*		*22 - 110*	*02/06/12 08:36*	*02/10/12 08:50*	*1*
2-Fluorophenol (Surr)	*42*		*10 - 110*	*02/06/12 08:36*	*02/10/12 08:50*	*1*
2,4,6-Tribromophenol (Surr)	*50*		*17 - 117*	*02/06/12 08:36*	*02/10/12 08:50*	*1*
Nitrobenzene-d5 (Surr)	*58*		*29 - 111*	*02/06/12 08:36*	*02/10/12 08:50*	*1*
Phenol-d5 (Surr)	*54*		*10 - 110*	*02/06/12 08:36*	*02/10/12 08:50*	*1*
Terphenyl-d14 (Surr)	*71*		*40 - 119*	*02/06/12 08:36*	*02/10/12 08:50*	*1*

Lab Sample ID: LCS 240-32780/2-A
Matrix: Water
Analysis Batch: 33426

Client Sample ID: Lab Control Sample
Prep Type: Total/NA
Prep Batch: 32780

Analyte	Spike Added	LCS Result	LCS Qualifier	Unit	D	%Rec	%Rec. Limits
2,4,5-Trichlorophenol	0.0800	0.0577		mg/L		72	35 - 111
2,4,6-Trichlorophenol	0.0800	0.0558		mg/L		70	32 - 110
2,4-Dinitrotoluene	0.0800	0.0626		mg/L		78	45 - 126
Hexachlorobenzene	0.0800	0.0583		mg/L		73	47 - 116
Hexachlorobutadiene	0.0800	0.0565		mg/L		71	10 - 110
Hexachloroethane	0.0800	0.0501		mg/L		63	10 - 110
3 & 4 Methylphenol	0.160	0.114		mg/L		72	27 - 110
2-Methylphenol	0.0800	0.0560		mg/L		70	24 - 110
Nitrobenzene	0.0800	0.0542		mg/L		68	35 - 117
Pentachlorophenol	0.0800	0.0499		mg/L		62	12 - 110
Pyridine	0.0800	0.0457		mg/L		57	10 - 110

Surrogate	*LCS %Recovery*	*LCS Qualifier*	*Limits*
2-Fluorobiphenyl (Surr)	*68*		*22 - 110*
2-Fluorophenol (Surr)	*55*		*10 - 110*
2,4,6-Tribromophenol (Surr)	*73*		*17 - 117*
Nitrobenzene-d5 (Surr)	*71*		*29 - 111*
Phenol-d5 (Surr)	*71*		*10 - 110*
Terphenyl-d14 (Surr)	*84*		*40 - 119*

Lab Sample ID: 240-8175-2 MS
Matrix: Water
Analysis Batch: 32805

Client Sample ID: FWG-IDW-MWPURGEJAN2012
Prep Type: TCLP
Prep Batch: 32571

Analyte	Sample Result	Sample Qualifier	Spike Added	MS Result	MS Qualifier	Unit	D	%Rec	%Rec. Limits
2,4,5-Trichlorophenol	0.020	U	0.0800	0.0546		mg/L		68	24 - 143
2,4,6-Trichlorophenol	0.020	U	0.0800	0.0489		mg/L		61	36 - 135
2,4-Dinitrotoluene	0.020	U	0.0800	0.0561		mg/L		70	31 - 131
Hexachlorobenzene	0.020	U	0.0800	0.0496		mg/L		62	36 - 132

Method: 8270C - Semivolatile Organic Compounds (GC/MS) (Continued)

Lab Sample ID: 240-8175-2 MS — **Client Sample ID: FWG-IDW-MWPURGEJAN2012**
Matrix: Water — **Prep Type: TCLP**
Analysis Batch: 32805 — **Prep Batch: 32571**

Analyte	Sample Result	Sample Qualifier	Spike Added	MS Result	MS Qualifier	Unit	D	%Rec	%Rec. Limits
Hexachlorobutadiene	0.020	U	0.0800	0.0484		mg/L		61	18 - 116
Hexachloroethane	0.020	U	0.0800	0.0451		mg/L		56	18 - 110
3 & 4 Methylphenol	0.040	U	0.160	0.0872		mg/L		55	46 - 110
2-Methylphenol	0.0040	U	0.0800	0.0436		mg/L		55	33 - 115
Nitrobenzene	0.0040	U	0.0800	0.0471		mg/L		59	19 - 199
Pentachlorophenol	0.040	U	0.0800	0.0372	J	mg/L		47	10 - 140
Pyridine	0.020	U	0.0800	0.0397		mg/L		50	10 - 148

Surrogate	*MS %Recovery*	*MS Qualifier*	*Limits*
2-Fluorobiphenyl (Surr)	*59*		*22 - 110*
2-Fluorophenol (Surr)	*50*		*10 - 110*
2,4,6-Tribromophenol (Surr)	*67*		*17 - 117*
Nitrobenzene-d5 (Surr)	*58*		*29 - 111*
Phenol-d5 (Surr)	*44*		*10 - 110*
Terphenyl-d14 (Surr)	*62*		*40 - 119*

Method: 8081A - Organochlorine Pesticides (GC)

Lab Sample ID: MB 240-32573/1-A — **Client Sample ID: Method Blank**
Matrix: Water — **Prep Type: Total/NA**
Analysis Batch: 32677 — **Prep Batch: 32573**

Analyte	MB Result	MB Qualifier	RL	MDL	Unit	D	Prepared	Analyzed	Dil Fac
Chlordane (technical)	0.012	U	0.012	0.000079	mg/L		02/03/12 08:39	02/03/12 21:27	1
Endrin	0.0012	U	0.0012	0.000026	mg/L		02/03/12 08:39	02/03/12 21:27	1
Heptachlor	0.0012	U	0.0012	0.000019	mg/L		02/03/12 08:39	02/03/12 21:27	1
Heptachlor epoxide	0.0012	U	0.0012	0.000017	mg/L		02/03/12 08:39	02/03/12 21:27	1
gamma-BHC (Lindane)	0.0012	U	0.0012	0.000015	mg/L		02/03/12 08:39	02/03/12 21:27	1
Methoxychlor	0.0024	U	0.0024	0.000077	mg/L		02/03/12 08:39	02/03/12 21:27	1
Toxaphene	0.048	U	0.048	0.00077	mg/L		02/03/12 08:39	02/03/12 21:27	1

Surrogate	*MB %Recovery*	*MB Qualifier*	*Limits*	*Prepared*	*Analyzed*	*Dil Fac*
Tetrachloro-m-xylene	*82*		*46 - 122*	*02/03/12 08:39*	*02/03/12 21:27*	*1*
Tetrachloro-m-xylene	*81*		*46 - 122*	*02/03/12 08:39*	*02/03/12 21:27*	*1*
DCB Decachlorobiphenyl	*92*		*34 - 141*	*02/03/12 08:39*	*02/03/12 21:27*	*1*
DCB Decachlorobiphenyl	*95*		*34 - 141*	*02/03/12 08:39*	*02/03/12 21:27*	*1*

Lab Sample ID: LCS 240-32573/2-A — **Client Sample ID: Lab Control Sample**
Matrix: Water — **Prep Type: Total/NA**
Analysis Batch: 32677 — **Prep Batch: 32573**

Analyte	Spike Added	LCS Result	LCS Qualifier	Unit	D	%Rec	%Rec. Limits
Endrin	0.00200	0.00191	J	mg/L		96	59 - 136
Heptachlor	0.00200	0.00194	J	mg/L		97	63 - 123
Heptachlor epoxide	0.00200	0.00208	J	mg/L		104	59 - 141
gamma-BHC (Lindane)	0.00200	0.00200	J	mg/L		100	59 - 137
Methoxychlor	0.00400	0.00410	J	mg/L		103	42 - 141

Method: 8081A - Organochlorine Pesticides (GC) (Continued)

Lab Sample ID: LCS 240-32573/2-A
Matrix: Water
Analysis Batch: 32677

Client Sample ID: Lab Control Sample
Prep Type: Total/NA
Prep Batch: 32573

Surrogate	*LCS %Recovery*	*LCS Qualifier*	*Limits*
Tetrachloro-m-xylene	*88*		*46 - 122*
Tetrachloro-m-xylene	*81*		*46 - 122*
DCB Decachlorobiphenyl	*100*		*34 - 141*
DCB Decachlorobiphenyl	*93*		*34 - 141*

Lab Sample ID: MB 240-32784/1-A
Matrix: Water
Analysis Batch: 33027

Client Sample ID: Method Blank
Prep Type: Total/NA
Prep Batch: 32784

Analyte	MB Result	MB Qualifier	RL	MDL	Unit	D	Prepared	Analyzed	Dil Fac
Chlordane (technical)	0.012	U	0.012	0.000079	mg/L		02/06/12 08:41	02/07/12 21:44	1
Endrin	0.0012	U	0.0012	0.000026	mg/L		02/06/12 08:41	02/07/12 21:44	1
Heptachlor	0.0012	U	0.0012	0.000019	mg/L		02/06/12 08:41	02/07/12 21:44	1
Heptachlor epoxide	0.0012	U	0.0012	0.000017	mg/L		02/06/12 08:41	02/07/12 21:44	1
gamma-BHC (Lindane)	0.0012	U	0.0012	0.000015	mg/L		02/06/12 08:41	02/07/12 21:44	1
Methoxychlor	0.0024	U	0.0024	0.000077	mg/L		02/06/12 08:41	02/07/12 21:44	1
Toxaphene	0.048	U	0.048	0.00077	mg/L		02/06/12 08:41	02/07/12 21:44	1

Surrogate	*MB %Recovery*	*MB Qualifier*	*Limits*	*Prepared*	*Analyzed*	*Dil Fac*
Tetrachloro-m-xylene	*73*		*46 - 122*	*02/06/12 08:41*	*02/07/12 21:44*	*1*
Tetrachloro-m-xylene	*77*		*46 - 122*	*02/06/12 08:41*	*02/07/12 21:44*	*1*
DCB Decachlorobiphenyl	*98*		*34 - 141*	*02/06/12 08:41*	*02/07/12 21:44*	*1*
DCB Decachlorobiphenyl	*97*		*34 - 141*	*02/06/12 08:41*	*02/07/12 21:44*	*1*

Lab Sample ID: LCS 240-32784/2-A
Matrix: Water
Analysis Batch: 33027

Client Sample ID: Lab Control Sample
Prep Type: Total/NA
Prep Batch: 32784

Analyte	Spike Added	LCS Result	LCS Qualifier	Unit	D	%Rec	%Rec. Limits
Endrin	0.00200	0.00188	J	mg/L		94	59 - 136
Heptachlor	0.00200	0.00131	J	mg/L		65	63 - 123
Heptachlor epoxide	0.00200	0.00191	J	mg/L		95	59 - 141
gamma-BHC (Lindane)	0.00200	0.00192	J	mg/L		96	59 - 137
Methoxychlor	0.00400	0.00388	J	mg/L		97	42 - 141

Surrogate	*LCS %Recovery*	*LCS Qualifier*	*Limits*
Tetrachloro-m-xylene	*62*		*46 - 122*
Tetrachloro-m-xylene	*62*		*46 - 122*
DCB Decachlorobiphenyl	*90*		*34 - 141*
DCB Decachlorobiphenyl	*70*		*34 - 141*

Method: 8151A - Herbicides (GC)

Lab Sample ID: MB 240-32574/1-A
Matrix: Water
Analysis Batch: 32702

Client Sample ID: Method Blank
Prep Type: Total/NA
Prep Batch: 32574

Analyte	MB Result	MB Qualifier	RL	MDL	Unit	D	Prepared	Analyzed	Dil Fac
2,4-D	0.0020	U	0.0020	0.00021	mg/L		02/03/12 08:42	02/04/12 18:16	1

Method: 8151A - Herbicides (GC) (Continued)

Lab Sample ID: MB 240-32574/1-A — **Client Sample ID: Method Blank**
Matrix: Water — **Prep Type: Total/NA**
Analysis Batch: 32702 — **Prep Batch: 32574**

Analyte	MB Result	MB Qualifier	RL	MDL	Unit	D	Prepared	Analyzed	Dil Fac
Silvex (2,4,5-TP)	0.00050	U	0.00050	0.00010	mg/L		02/03/12 08:42	02/04/12 18:16	1

Surrogate	*MB %Recovery*	*MB Qualifier*	*Limits*	*Prepared*	*Analyzed*	*Dil Fac*
2,4-Dichlorophenylacetic acid	*71*		*37 - 116*	*02/03/12 08:42*	*02/04/12 18:16*	*1*
2,4-Dichlorophenylacetic acid	*65*		*37 - 116*	*02/03/12 08:42*	*02/04/12 18:16*	*1*

Lab Sample ID: LCS 240-32574/2-A — **Client Sample ID: Lab Control Sample**
Matrix: Water — **Prep Type: Total/NA**
Analysis Batch: 32702 — **Prep Batch: 32574**

Analyte	Spike Added	LCS Result	LCS Qualifier	Unit	D	%Rec	%Rec. Limits
2,4-D	0.0200	0.0147		mg/L		74	35 - 136
Silvex (2,4,5-TP)	0.00500	0.00346		mg/L		69	46 - 112

Surrogate	*LCS %Recovery*	*LCS Qualifier*	*Limits*
2,4-Dichlorophenylacetic acid	*66*		*37 - 116*
2,4-Dichlorophenylacetic acid	*73*		*37 - 116*

Lab Sample ID: 240-8175-3 MS — **Client Sample ID: FWG-IDW-MWDECONJAN2012**
Matrix: Water — **Prep Type: TCLP**
Analysis Batch: 32702 — **Prep Batch: 32574**

Analyte	Sample Result	Sample Qualifier	Spike Added	MS Result	MS Qualifier	Unit	D	%Rec	%Rec. Limits
2,4-D	0.0020	U	0.0200	0.0164		mg/L		82	54 - 114
Silvex (2,4,5-TP)	0.00050	U	0.00500	0.00352		mg/L		70	52 - 124

Surrogate	*MS %Recovery*	*MS Qualifier*	*Limits*
2,4-Dichlorophenylacetic acid	*56*		*37 - 116*
2,4-Dichlorophenylacetic acid	*79*		*37 - 116*

Method: 6010B - Metals (ICP)

Lab Sample ID: MB 240-32547/2-A — **Client Sample ID: Method Blank**
Matrix: Water — **Prep Type: Total/NA**
Analysis Batch: 32942 — **Prep Batch: 32547**

Analyte	MB Result	MB Qualifier	RL	MDL	Unit	D	Prepared	Analyzed	Dil Fac
Arsenic	0.50	U	0.50	0.0032	mg/L		02/03/12 08:12	02/06/12 14:53	1
Barium	10	U	10	0.00067	mg/L		02/03/12 08:12	02/06/12 14:53	1
Cadmium	0.10	U	0.10	0.00066	mg/L		02/03/12 08:12	02/06/12 14:53	1
Chromium	0.50	U	0.50	0.0022	mg/L		02/03/12 08:12	02/06/12 14:53	1
Lead	0.50	U	0.50	0.0019	mg/L		02/03/12 08:12	02/06/12 14:53	1
Selenium	0.25	U	0.25	0.0041	mg/L		02/03/12 08:12	02/06/12 14:53	1
Silver	0.50	U	0.50	0.0022	mg/L		02/03/12 08:12	02/06/12 14:53	1

Method: 6010B - Metals (ICP) (Continued)

Lab Sample ID: LCS 240-32547/3-A
Matrix: Water
Analysis Batch: 32942

Client Sample ID: Lab Control Sample
Prep Type: Total/NA
Prep Batch: 32547

Analyte	Spike Added	LCS Result	LCS Qualifier	Unit	D	%Rec	%Rec. Limits
Arsenic	2.00	2.06		mg/L		103	50 - 150
Barium	2.00	2.18	J	mg/L		109	50 - 150
Cadmium	0.0500	0.0523	J	mg/L		105	50 - 150
Chromium	0.200	0.205	J	mg/L		102	50 - 150
Lead	0.500	0.516		mg/L		103	50 - 150
Selenium	2.00	2.10		mg/L		105	50 - 150
Silver	0.0500	0.0533	J	mg/L		107	50 - 150

Lab Sample ID: LB 240-32485/1-B LB
Matrix: Water
Analysis Batch: 32942

Client Sample ID: Method Blank
Prep Type: TCLP
Prep Batch: 32547

Analyte	LB Result	LB Qualifier	RL	MDL	Unit	D	Prepared	Analyzed	Dil Fac
Arsenic	0.50	U	0.50	0.0032	mg/L		02/03/12 08:12	02/06/12 14:45	1
Barium	0.00187	J	10	0.00067	mg/L		02/03/12 08:12	02/06/12 14:45	1
Cadmium	0.10	U	0.10	0.00066	mg/L		02/03/12 08:12	02/06/12 14:45	1
Chromium	0.50	U	0.50	0.0022	mg/L		02/03/12 08:12	02/06/12 14:45	1
Lead	0.50	U	0.50	0.0019	mg/L		02/03/12 08:12	02/06/12 14:45	1
Selenium	0.25	U	0.25	0.0041	mg/L		02/03/12 08:12	02/06/12 14:45	1
Silver	0.50	U	0.50	0.0022	mg/L		02/03/12 08:12	02/06/12 14:45	1

Method: 7470A - Mercury (CVAA)

Lab Sample ID: MB 240-32551/2-A
Matrix: Water
Analysis Batch: 32790

Client Sample ID: Method Blank
Prep Type: Total/NA
Prep Batch: 32551

Analyte	MB Result	MB Qualifier	RL	MDL	Unit	D	Prepared	Analyzed	Dil Fac
Mercury	0.0020	U	0.0020	0.00012	mg/L		02/03/12 13:25	02/03/12 17:07	1

Lab Sample ID: LCS 240-32551/3-A
Matrix: Water
Analysis Batch: 32790

Client Sample ID: Lab Control Sample
Prep Type: Total/NA
Prep Batch: 32551

Analyte	Spike Added	LCS Result	LCS Qualifier	Unit	D	%Rec	%Rec. Limits
Mercury	0.00500	0.00522		mg/L		104	50 - 150

Lab Sample ID: LB 240-32485/1-C LB
Matrix: Water
Analysis Batch: 32790

Client Sample ID: Method Blank
Prep Type: TCLP
Prep Batch: 32551

Analyte	LB Result	LB Qualifier	RL	MDL	Unit	D	Prepared	Analyzed	Dil Fac
Mercury	0.0020	U	0.0020	0.00012	mg/L		02/03/12 13:25	02/03/12 17:05	1

Method: 1010 - Ignitability, Pensky-Martens Closed-Cup Method

Lab Sample ID: LCS 240-32379/1
Matrix: Water
Analysis Batch: 32379

Client Sample ID: Lab Control Sample
Prep Type: Total/NA

Analyte	Spike Added	LCS Result	LCS Qualifier	Unit	D	%Rec	%Rec. Limits
Flashpoint	81.0	81.00		Degrees F		100	97 - 103

Lab Sample ID: 240-8175-2 DU
Matrix: Water
Analysis Batch: 32379

Client Sample ID: FWG-IDW-MWPURGEJAN2012
Prep Type: Total/NA

Analyte	Sample Result	Sample Qualifier	DU Result	DU Qualifier	Unit	D	RPD	RPD Limit
Flashpoint	>180		>180		Degrees F		NC	20

Method: 9012A - Cyanide, Total and/or Amenable

Lab Sample ID: MB 240-32572/1-A
Matrix: Water
Analysis Batch: 32649

Client Sample ID: Method Blank
Prep Type: Total/NA
Prep Batch: 32572

Analyte	MB Result	MB Qualifier	RL	MDL	Unit	D	Prepared	Analyzed	Dil Fac
Cyanide, Total	0.010	U	0.010	0.0050	mg/L		02/03/12 08:38	02/03/12 11:55	1

Lab Sample ID: LCS 240-32572/2-A
Matrix: Water
Analysis Batch: 32649

Client Sample ID: Lab Control Sample
Prep Type: Total/NA
Prep Batch: 32572

Analyte	Spike Added	LCS Result	LCS Qualifier	Unit	D	%Rec	%Rec. Limits
Cyanide, Total	0.898	0.826		mg/L		92	69 - 118

Lab Sample ID: MRL 240-32649/6 MRL
Matrix: Water
Analysis Batch: 32649

Client Sample ID: Lab Control Sample
Prep Type: Total/NA

Analyte	Spike Added	MRL Result	MRL Qualifier	Unit	D	%Rec	%Rec. Limits
Cyanide, Total	0.0100	0.00887	J	mg/L		89	70 - 130

Method: 9034 - Sulfide, Acid soluble and Insoluble (Titrimetric)

Lab Sample ID: MB 240-32580/1-A
Matrix: Water
Analysis Batch: 32675

Client Sample ID: Method Blank
Prep Type: Total/NA
Prep Batch: 32580

Analyte	MB Result	MB Qualifier	RL	MDL	Unit	D	Prepared	Analyzed	Dil Fac
Sulfide	3.0	U	3.0	0.94	mg/L		02/03/12 09:11	02/03/12 16:22	1

Lab Sample ID: LCS 240-32580/2-A
Matrix: Water
Analysis Batch: 32675

Client Sample ID: Lab Control Sample
Prep Type: Total/NA
Prep Batch: 32580

Analyte	Spike Added	LCS Result	LCS Qualifier	Unit	D	%Rec	%Rec. Limits
Sulfide	9.31	8.75		mg/L		94	70 - 130

Client: Environmental Quality Mgt., Inc.
Project/Site: RVAAP (OH) - IDW

TestAmerica Job ID: 240-8175-1

Method: 9040B - pH

Lab Sample ID: LCS 240-32317/4
Matrix: Water
Analysis Batch: 32317

Client Sample ID: Lab Control Sample
Prep Type: Total/NA

Analyte	Spike Added	LCS Result	LCS Qualifier	Unit	D	%Rec	%Rec. Limits
pH	5.50	5.560		SU		101	97 - 103

GC/MS VOA

Leach Batch: 32489

Lab Sample ID	Client Sample ID	Prep Type	Matrix	Method	Prep Batch
240-8175-2	FWG-IDW-MWPURGEJAN2012	TCLP	Water	1311	
240-8175-3	FWG-IDW-MWDECONJAN2012	TCLP	Water	1311	
LB 240-32489/1-A MB	Method Blank	TCLP	Water	1311	

Analysis Batch: 32592

Lab Sample ID	Client Sample ID	Prep Type	Matrix	Method	Prep Batch
240-8175-1	FWG-IDW-MWTBJAN2012	Total/NA	Water	8260B	
LCS 240-32592/4	Lab Control Sample	Total/NA	Water	8260B	
MB 240-32592/5	Method Blank	Total/NA	Water	8260B	

Analysis Batch: 32884

Lab Sample ID	Client Sample ID	Prep Type	Matrix	Method	Prep Batch
240-8175-2	FWG-IDW-MWPURGEJAN2012	TCLP	Water	8260B	
240-8175-3	FWG-IDW-MWDECONJAN2012	TCLP	Water	8260B	
LB 240-32489/1-A MB	Method Blank	TCLP	Water	8260B	
LCS 240-32884/24	Lab Control Sample	Total/NA	Water	8260B	

GC/MS Semi VOA

Leach Batch: 32485

Lab Sample ID	Client Sample ID	Prep Type	Matrix	Method	Prep Batch
240-8175-2	FWG-IDW-MWPURGEJAN2012	TCLP	Water	1311	
240-8175-2 MS	FWG-IDW-MWPURGEJAN2012	TCLP	Water	1311	
240-8175-3	FWG-IDW-MWDECONJAN2012	TCLP	Water	1311	

Prep Batch: 32571

Lab Sample ID	Client Sample ID	Prep Type	Matrix	Method	Prep Batch
240-8175-2	FWG-IDW-MWPURGEJAN2012	TCLP	Water	3510C	32485
240-8175-2 MS	FWG-IDW-MWPURGEJAN2012	TCLP	Water	3510C	32485
LCS 240-32571/2-A	Lab Control Sample	Total/NA	Water	3510C	
MB 240-32571/1-A	Method Blank	Total/NA	Water	3510C	

Prep Batch: 32780

Lab Sample ID	Client Sample ID	Prep Type	Matrix	Method	Prep Batch
240-8175-3	FWG-IDW-MWDECONJAN2012	TCLP	Water	3510C	32485
LCS 240-32780/2-A	Lab Control Sample	Total/NA	Water	3510C	
MB 240-32780/1-A	Method Blank	Total/NA	Water	3510C	

Analysis Batch: 32805

Lab Sample ID	Client Sample ID	Prep Type	Matrix	Method	Prep Batch
240-8175-2	FWG-IDW-MWPURGEJAN2012	TCLP	Water	8270C	32571
240-8175-2 MS	FWG-IDW-MWPURGEJAN2012	TCLP	Water	8270C	32571
LCS 240-32571/2-A	Lab Control Sample	Total/NA	Water	8270C	32571
MB 240-32571/1-A	Method Blank	Total/NA	Water	8270C	32571

Analysis Batch: 33426

Lab Sample ID	Client Sample ID	Prep Type	Matrix	Method	Prep Batch
240-8175-3	FWG-IDW-MWDECONJAN2012	TCLP	Water	8270C	32780
LCS 240-32780/2-A	Lab Control Sample	Total/NA	Water	8270C	32780
MB 240-32780/1-A	Method Blank	Total/NA	Water	8270C	32780

QC Association Summary

Client: Environmental Quality Mgt., Inc.
Project/Site: RVAAP (OH) - IDW

TestAmerica Job ID: 240-8175-1

GC Semi VOA

Leach Batch: 32485

Lab Sample ID	Client Sample ID	Prep Type	Matrix	Method	Prep Batch
240-8175-2	FWG-IDW-MWPURGEJAN2012	TCLP	Water	1311	
240-8175-3	FWG-IDW-MWDECONJAN2012	TCLP	Water	1311	
240-8175-3 MS	FWG-IDW-MWDECONJAN2012	TCLP	Water	1311	

Prep Batch: 32573

Lab Sample ID	Client Sample ID	Prep Type	Matrix	Method	Prep Batch
240-8175-2	FWG-IDW-MWPURGEJAN2012	TCLP	Water	3510C	32485
LCS 240-32573/2-A	Lab Control Sample	Total/NA	Water	3510C	
MB 240-32573/1-A	Method Blank	Total/NA	Water	3510C	

Prep Batch: 32574

Lab Sample ID	Client Sample ID	Prep Type	Matrix	Method	Prep Batch
240-8175-2	FWG-IDW-MWPURGEJAN2012	TCLP	Water	8151A	32485
240-8175-3	FWG-IDW-MWDECONJAN2012	TCLP	Water	8151A	32485
240-8175-3 MS	FWG-IDW-MWDECONJAN2012	TCLP	Water	8151A	32485
LCS 240-32574/2-A	Lab Control Sample	Total/NA	Water	8151A	
MB 240-32574/1-A	Method Blank	Total/NA	Water	8151A	

Analysis Batch: 32677

Lab Sample ID	Client Sample ID	Prep Type	Matrix	Method	Prep Batch
240-8175-2	FWG-IDW-MWPURGEJAN2012	TCLP	Water	8081A	32573
LCS 240-32573/2-A	Lab Control Sample	Total/NA	Water	8081A	32573
MB 240-32573/1-A	Method Blank	Total/NA	Water	8081A	32573

Analysis Batch: 32702

Lab Sample ID	Client Sample ID	Prep Type	Matrix	Method	Prep Batch
240-8175-2	FWG-IDW-MWPURGEJAN2012	TCLP	Water	8151A	32574
240-8175-3	FWG-IDW-MWDECONJAN2012	TCLP	Water	8151A	32574
240-8175-3 MS	FWG-IDW-MWDECONJAN2012	TCLP	Water	8151A	32574
LCS 240-32574/2-A	Lab Control Sample	Total/NA	Water	8151A	32574
MB 240-32574/1-A	Method Blank	Total/NA	Water	8151A	32574

Prep Batch: 32784

Lab Sample ID	Client Sample ID	Prep Type	Matrix	Method	Prep Batch
240-8175-3	FWG-IDW-MWDECONJAN2012	TCLP	Water	3510C	32485
LCS 240-32784/2-A	Lab Control Sample	Total/NA	Water	3510C	
MB 240-32784/1-A	Method Blank	Total/NA	Water	3510C	

Analysis Batch: 33027

Lab Sample ID	Client Sample ID	Prep Type	Matrix	Method	Prep Batch
240-8175-3	FWG-IDW-MWDECONJAN2012	TCLP	Water	8081A	32784
LCS 240-32784/2-A	Lab Control Sample	Total/NA	Water	8081A	32784
MB 240-32784/1-A	Method Blank	Total/NA	Water	8081A	32784

Metals

Leach Batch: 32485

Lab Sample ID	Client Sample ID	Prep Type	Matrix	Method	Prep Batch
240-8175-2	FWG-IDW-MWPURGEJAN2012	TCLP	Water	1311	
240-8175-3	FWG-IDW-MWDECONJAN2012	TCLP	Water	1311	
LB 240-32485/1-B LB	Method Blank	TCLP	Water	1311	
LB 240-32485/1-C LB	Method Blank	TCLP	Water	1311	

Metals (Continued)

Prep Batch: 32547

Lab Sample ID	Client Sample ID	Prep Type	Matrix	Method	Prep Batch
240-8175-2	FWG-IDW-MWPURGEJAN2012	TCLP	Water	3010A	32485
240-8175-3	FWG-IDW-MWDECONJAN2012	TCLP	Water	3010A	32485
LB 240-32485/1-B LB	Method Blank	TCLP	Water	3010A	32485
LCS 240-32547/3-A	Lab Control Sample	Total/NA	Water	3010A	
MB 240-32547/2-A	Method Blank	Total/NA	Water	3010A	

Prep Batch: 32551

Lab Sample ID	Client Sample ID	Prep Type	Matrix	Method	Prep Batch
240-8175-2	FWG-IDW-MWPURGEJAN2012	TCLP	Water	7470A	32485
240-8175-3	FWG-IDW-MWDECONJAN2012	TCLP	Water	7470A	32485
LB 240-32485/1-C LB	Method Blank	TCLP	Water	7470A	32485
LCS 240-32551/3-A	Lab Control Sample	Total/NA	Water	7470A	
MB 240-32551/2-A	Method Blank	Total/NA	Water	7470A	

Analysis Batch: 32790

Lab Sample ID	Client Sample ID	Prep Type	Matrix	Method	Prep Batch
240-8175-2	FWG-IDW-MWPURGEJAN2012	TCLP	Water	7470A	32551
240-8175-3	FWG-IDW-MWDECONJAN2012	TCLP	Water	7470A	32551
LB 240-32485/1-C LB	Method Blank	TCLP	Water	7470A	32551
LCS 240-32551/3-A	Lab Control Sample	Total/NA	Water	7470A	32551
MB 240-32551/2-A	Method Blank	Total/NA	Water	7470A	32551

Analysis Batch: 32942

Lab Sample ID	Client Sample ID	Prep Type	Matrix	Method	Prep Batch
240-8175-2	FWG-IDW-MWPURGEJAN2012	TCLP	Water	6010B	32547
240-8175-3	FWG-IDW-MWDECONJAN2012	TCLP	Water	6010B	32547
LB 240-32485/1-B LB	Method Blank	TCLP	Water	6010B	32547
LCS 240-32547/3-A	Lab Control Sample	Total/NA	Water	6010B	32547
MB 240-32547/2-A	Method Blank	Total/NA	Water	6010B	32547

General Chemistry

Analysis Batch: 32317

Lab Sample ID	Client Sample ID	Prep Type	Matrix	Method	Prep Batch
240-8175-2	FWG-IDW-MWPURGEJAN2012	Total/NA	Water	9040B	
240-8175-3	FWG-IDW-MWDECONJAN2012	Total/NA	Water	9040B	
LCS 240-32317/4	Lab Control Sample	Total/NA	Water	9040B	

Analysis Batch: 32379

Lab Sample ID	Client Sample ID	Prep Type	Matrix	Method	Prep Batch
240-8175-2	FWG-IDW-MWPURGEJAN2012	Total/NA	Water	1010	
240-8175-2 DU	FWG-IDW-MWPURGEJAN2012	Total/NA	Water	1010	
240-8175-3	FWG-IDW-MWDECONJAN2012	Total/NA	Water	1010	
LCS 240-32379/1	Lab Control Sample	Total/NA	Water	1010	

Prep Batch: 32572

Lab Sample ID	Client Sample ID	Prep Type	Matrix	Method	Prep Batch
240-8175-2	FWG-IDW-MWPURGEJAN2012	Total/NA	Water	9012A	
240-8175-3	FWG-IDW-MWDECONJAN2012	Total/NA	Water	9012A	
LCS 240-32572/2-A	Lab Control Sample	Total/NA	Water	9012A	
MB 240-32572/1-A	Method Blank	Total/NA	Water	9012A	

General Chemistry (Continued)

Prep Batch: 32580

Lab Sample ID	Client Sample ID	Prep Type	Matrix	Method	Prep Batch
240-8175-2	FWG-IDW-MWPURGEJAN2012	Total/NA	Water	9030B	
240-8175-3	FWG-IDW-MWDECONJAN2012	Total/NA	Water	9030B	
LCS 240-32580/2-A	Lab Control Sample	Total/NA	Water	9030B	
MB 240-32580/1-A	Method Blank	Total/NA	Water	9030B	

Analysis Batch: 32649

Lab Sample ID	Client Sample ID	Prep Type	Matrix	Method	Prep Batch
240-8175-2	FWG-IDW-MWPURGEJAN2012	Total/NA	Water	9012A	32572
240-8175-3	FWG-IDW-MWDECONJAN2012	Total/NA	Water	9012A	32572
LCS 240-32572/2-A	Lab Control Sample	Total/NA	Water	9012A	32572
MB 240-32572/1-A	Method Blank	Total/NA	Water	9012A	32572
MRL 240-32649/6 MRL	Lab Control Sample	Total/NA	Water	9012A	

Analysis Batch: 32675

Lab Sample ID	Client Sample ID	Prep Type	Matrix	Method	Prep Batch
240-8175-2	FWG-IDW-MWPURGEJAN2012	Total/NA	Water	9034	32580
240-8175-3	FWG-IDW-MWDECONJAN2012	Total/NA	Water	9034	32580
LCS 240-32580/2-A	Lab Control Sample	Total/NA	Water	9034	32580
MB 240-32580/1-A	Method Blank	Total/NA	Water	9034	32580

Lab Chronicle

Client: Environmental Quality Mgt., Inc.
Project/Site: RVAAP (OH) - IDW

TestAmerica Job ID: 240-8175-1

Client Sample ID: FWG-IDW-MWTBJAN2012

Lab Sample ID: 240-8175-1

Date Collected: 02/01/12 13:30
Matrix: Water
Date Received: 02/01/12 16:05

Prep Type	Batch Type	Batch Method	Run	Dilution Factor	Batch Number	Prepared or Analyzed	Analyst	Lab
Total/NA	Analysis	8260B		1	32592	02/03/12 19:30	LW	TAL NC

Client Sample ID: FWG-IDW-MWPURGEJAN2012

Lab Sample ID: 240-8175-2

Date Collected: 02/01/12 14:00
Matrix: Water
Date Received: 02/01/12 16:05

Prep Type	Batch Type	Batch Method	Run	Dilution Factor	Batch Number	Prepared or Analyzed	Analyst	Lab
TCLP	Leach	1311			32489	02/02/12 15:00	BF	TAL NC
TCLP	Analysis	8260B		1	32884	02/07/12 01:47	TL	TAL NC
TCLP	Leach	1311			32485	02/02/12 14:55	BF	TAL NC
TCLP	Prep	3510C			32571	02/03/12 08:36	EM	TAL NC
TCLP	Analysis	8270C		1	32805	02/06/12 19:37	JG	TAL NC
TCLP	Leach	1311			32485	02/02/12 14:55	BF	TAL NC
TCLP	Prep	3510C			32573	02/03/12 08:39	EM	TAL NC
TCLP	Analysis	8081A		1	32677	02/03/12 22:15	AR	TAL NC
TCLP	Prep	8151A			32574	02/03/12 08:42	EM	TAL NC
TCLP	Analysis	8151A		1	32702	02/04/12 19:00	AR	TAL NC
TCLP	Leach	1311			32485	02/02/12 14:55	BF	TAL NC
TCLP	Prep	7470A			32551	02/03/12 13:25	LM	TAL NC
TCLP	Analysis	7470A		1	32790	02/03/12 17:23	AS	TAL NC
TCLP	Prep	3010A			32547	02/03/12 10:16	LM	TAL NC
TCLP	Analysis	6010B		1	32942	02/06/12 15:48	KC	TAL NC
Total/NA	Analysis	9040B		1	32317	02/01/12 16:52	BR	TAL NC
Total/NA	Analysis	1010		1	32379	02/02/12 10:02	TH	TAL NC
Total/NA	Prep	9012A			32572	02/03/12 08:38	BW	TAL NC
Total/NA	Analysis	9012A		1	32649	02/03/12 11:55	BW	TAL NC
Total/NA	Prep	9030B			32580	02/03/12 09:11	AM	TAL NC
Total/NA	Analysis	9034		1	32675	02/03/12 16:46	AM	TAL NC

Client Sample ID: FWG-IDW-MWDECONJAN2012

Lab Sample ID: 240-8175-3

Date Collected: 02/01/12 14:15
Matrix: Water
Date Received: 02/01/12 16:05

Prep Type	Batch Type	Batch Method	Run	Dilution Factor	Batch Number	Prepared or Analyzed	Analyst	Lab
TCLP	Leach	1311			32489	02/02/12 15:00	BF	TAL NC
TCLP	Analysis	8260B		1	32884	02/07/12 02:11	TL	TAL NC
TCLP	Leach	1311			32485	02/02/12 14:55	BF	TAL NC
TCLP	Prep	3510C			32780	02/06/12 08:36	EM	TAL NC
TCLP	Analysis	8270C		1	33426	02/10/12 13:10	TH	TAL NC
TCLP	Leach	1311			32485	02/02/12 14:55	BF	TAL NC
TCLP	Prep	8151A			32574	02/03/12 08:42	EM	TAL NC
TCLP	Analysis	8151A		1	32702	02/04/12 19:21	AR	TAL NC
TCLP	Prep	3510C			32784	02/06/12 08:41	EM	TAL NC
TCLP	Analysis	8081A		1	33027	02/07/12 22:33	AR	TAL NC
TCLP	Leach	1311			32485	02/02/12 14:55	BF	TAL NC

Lab Chronicle

Client: Environmental Quality Mgt., Inc.
Project/Site: RVAAP (OH) - IDW

TestAmerica Job ID: 240-8175-1

Client Sample ID: FWG-IDW-MWDECONJAN2012
Date Collected: 02/01/12 14:15
Date Received: 02/01/12 16:05

Lab Sample ID: 240-8175-3
Matrix: Water

Prep Type	Batch Type	Batch Method	Run	Dilution Factor	Batch Number	Prepared or Analyzed	Analyst	Lab
TCLP	Prep	7470A			32551	02/03/12 13:25	LM	TAL NC
TCLP	Analysis	7470A		1	32790	02/03/12 17:24	AS	TAL NC
TCLP	Prep	3010A			32547	02/03/12 10:16	LM	TAL NC
TCLP	Analysis	6010B		1	32942	02/06/12 15:54	KC	TAL NC
Total/NA	Analysis	9040B		1	32317	02/01/12 16:52	BR	TAL NC
Total/NA	Analysis	1010		1	32379	02/02/12 11:51	TH	TAL NC
Total/NA	Prep	9012A			32572	02/03/12 08:38	BW	TAL NC
Total/NA	Analysis	9012A		1	32649	02/03/12 12:01	BW	TAL NC
Total/NA	Prep	9030B			32580	02/03/12 09:11	AM	TAL NC
Total/NA	Analysis	9034		1	32675	02/03/12 16:48	AM	TAL NC

Laboratory References:

TAL NC = TestAmerica North Canton, 4101 Shuffel Street NW, North Canton, OH 44720, TEL (330)497-9396

Certification Summary

Client: Environmental Quality Mgt., Inc.
Project/Site: RVAAP (OH) - IDW

TestAmerica Job ID: 240-8175-1

Laboratory	Authority	Program	EPA Region	Certification ID
TestAmerica North Canton	ACLASS	DoD ELAP		ADE-1437
TestAmerica North Canton	California	NELAC	9	01144CA
TestAmerica North Canton	Connecticut	State Program	1	PH-0590
TestAmerica North Canton	Florida	NELAC	4	E87225
TestAmerica North Canton	Georgia	Georgia EPD	4	N/A
TestAmerica North Canton	Illinois	NELAC	5	200004
TestAmerica North Canton	Kansas	NELAC	7	E-10336
TestAmerica North Canton	Kentucky	State Program	4	58
TestAmerica North Canton	Minnesota	NELAC	5	039-999-348
TestAmerica North Canton	Nevada	State Program	9	OH-000482008A
TestAmerica North Canton	New Jersey	NELAC	2	OH001
TestAmerica North Canton	New York	NELAC	2	10975
TestAmerica North Canton	Ohio	OVAP	5	CL0024
TestAmerica North Canton	Pennsylvania	NELAC	3	68-00340
TestAmerica North Canton	USDA	USDA		P330-11-00328
TestAmerica North Canton	Virginia	NELAC Secondary AB	3	460175
TestAmerica North Canton	Washington	State Program	10	C971
TestAmerica North Canton	West Virginia	West Virginia DEP	3	210
TestAmerica North Canton	Wisconsin	State Program	5	999518190

Accreditation may not be offered or required for all methods and analytes reported in this package. Please contact your project manager for the laboratory's current list of certified methods and analytes.

Chain of Custody Record

TestAmerica
THE LEADER IN ENVIRONMENTAL TESTING

TestAmerica Laboratory location: North Canton
Regulatory program: ☐ DW ☐ NPDES ☐ RCRA ☐ Other

TestAmerica Laboratories, Inc.

Client Contact				
Company Name: EQM	Client Project Manager: John Miller	Site Contact: Erik Corbin	Lab Contact: Mark Loeb	COC No: IDW020112
Address: 1800 Carillon Blvd.	Telephone:	Telephone:	Telephone:	1 of 1 COCs
City/State/Zip: Cincinnati, OH 45240	Email: ecorbin@eqm.com			
Phone: 513-825-7500				
Project Name: RVAAP (OH)	Method of Shipment/Carrier: Lab Pickup			
Project Number: 030194.0016	Shipping/Tracking No: NA			
PO#				

Matrix: Turnaround Time (in Bus Days)
TAT if different from below
☐ 3 weeks
☒ 2 weeks
☐ 1 week
☐ 2 days
☐ 1 day

Analyses

For lab use only: Walk-in client ☐ Lab pickup ☐ Lab sampling ☐ Job SDG No.

Sample Identification	Sample Date	Sample Time	Air	Aqueous	Sediment	Solid	Other:	H2SO4	HNO3	HCl	NaOH	ZnAc/NaOH	Unpres	Other:	Filtered Sample	Composite/Grab	VOC 8260	TCLP VOC	TCLP SVOC	TCLP Metals	TCLP Pest	TCLP Herb	Total CN	Total Sulfide	pH	Ignitability	Sample Specific Notes / Special Instructions: Cooler ID
FWG-IDW-MWTBJAN2012	2/1/12	13:30		X						2					N	G	X										316
FWG-IDW-MWPURGEJAN2012	2/1/12	14:00		X							1	1	5		N	G		X	X	X	X	X	X	X	X	X	316
~~FWG-IDW-DECON~~																											
FWG-IDW-MWDECONJAN2012	2/1/12	14:15		X							1	1	5		N	G		X	X	X	X	X	X	X	X	X	C99

EC 2/1/12

EC 2/1/12

Loc: 240
8175

Possible Hazard Identification
☐ Non-Hazard ☐ Flammable ☐ Skin Irritant ☐ Poison B ☒ Unknown

Sample Disposal (A fee may be assessed if samples are retained longer than 1 month)
☐ Return to Client ☒ Disposal By Lab ☐ Archive For _____ Months

Special Instructions/QC Requirements & Comments:
All VOCs in 316. Level II pkg. in 10 business days.

Relinquished by:	Company:	Date/Time:	Received by:	Company:	Date/Time:
[signature]	EQM	2/1/12; 1505	[signature]	TAL-NC	2-1-12 1505
[signature]	TAL-NC	2-1-12 1605			
			Received in Laboratory by: [signature]	TA NC	2/1/12 1605

©2008, TestAmerica Laboratories, Inc. All rights reserved.
TestAmerica & Design ™ are trademarks of TestAmerica Laboratories, Inc.

TAL-0018 (1008)

TestAmerica Cooler Receipt Form/Narrative **Lot Number:** #8175
North Canton Facility

Client EQM Project _____ By: _____
Cooler Received on 2/1/12 Opened on 2/1/12 (Signature)
FedEx UPS DHL FAS Stetson Client Drop Off (TestAmerica Courier) Other _____
TestAmerica Cooler # _____ (Multiple Coolers) Foam Box Client Cooler Other _____

1. Were custody seals on the outside of the cooler(s)? (Yes) No Intact? (Yes) No NA
   If YES, Quantity 2 Quantity Unsalvageable _____
   Were custody seals on the outside of cooler(s) signed and dated? (Yes) No NA
   Were custody seals on the bottle(s)? Yes (No)
   If YES, are there any exceptions? _____
2. Shippers' packing slip attached to the cooler(s)? Yes (No)
3. Did custody papers accompany the sample(s)? (Yes) No Relinquished by client? (Yes) No
4. Were the custody papers signed in the appropriate place? (Yes) No
5. Packing material used: (Bubble Wrap) Foam None Other _____
6. Cooler temperature upon receipt (RACK) °C See back of form for multiple coolers/temps
   METHOD: (IR) Other _____
   COOLANT: (Wet Ice) Blue Ice Dry Ice Water None
7. Did all bottles arrive in good condition (Unbroken)? (Yes) No
8. Could all bottle labels be reconciled with the COC? (Yes) No
9. Were sample(s) at the correct pH upon receipt? (Yes) No NA
10. Were correct bottle(s) used for the test(s) indicated? (Yes) No
11. Were air bubbles >6 mm in any VOA vials? Yes (No) NA
12. Sufficient quantity received to perform indicated analyses? (Yes) No
13. Was a trip blank present in the cooler(s)? (Yes) No Were VOAs on the COC? (Yes) No

Contacted PM _____ Date _____ by _____ via Verbal Voice Mail Other
Concerning

14. CHAIN OF CUSTODY

The following discrepancies occurred:

15. SAMPLE CONDITION

Sample(s) _____ were received after the recommended holding time had expired.
Sample(s) _____ were received in a broken container.
Sample(s) _____ were received with bubble >6 mm in diameter. (Notify PM)

16. SAMPLE PRESERVATION

Sample(s) _____ were further preserved in Sample Receiving to meet recommended pH level(s). *Nitric Acid Lot# 110410-HNO_3; Sulfuric Acid Lot# 041911-H_2SO_4; Sodium Hydroxide Lot# 121809 -NaOH; Hydrochloric Acid Lot# 041911-HCl; Sodium Hydroxide and Zinc Acetate Lot#* 100108-$(CH_3COO)_2ZN$/NaOH. What time was preserved added to sample(s)? _____

Client ID	pH	Date	Initials
MW Purge	7 12 79	2/1/12	AW
MW Decon	7 12 79		

TestAmerica Cooler Receipt Form/Narrative
North Canton Facility

Client ID	pH	Date	Initials

Login Sample Receipt Checklist

Client: Environmental Quality Mgt., Inc.

Job Number: 240-8175-1

Login Number: 8175
List Number: 1
Creator: Maddux, Ann

List Source: TestAmerica North Canton

Question	Answer	Comment
Radioactivity either was not measured or, if measured, is at or below background	N/A	
The cooler's custody seal, if present, is intact.	True	
The cooler or samples do not appear to have been compromised or tampered with.	True	
Samples were received on ice.	True	
Cooler Temperature is acceptable.	True	
Cooler Temperature is recorded.	True	1.8, 1.7
COC is present.	True	
COC is filled out in ink and legible.	True	
COC is filled out with all pertinent information.	True	
Is the Field Sampler's name present on COC?	True	
There are no discrepancies between the sample IDs on the containers and the COC.	True	
Samples are received within Holding Time.	True	
Sample containers have legible labels.	True	
Containers are not broken or leaking.	True	
Sample collection date/times are provided.	True	
Appropriate sample containers are used.	True	
Sample bottles are completely filled.	True	
Sample Preservation Verified.	True	
There is sufficient vol. for all requested analyses, incl. any requested MS/MSDs	True	
VOA sample vials do not have headspace or bubble is <6mm (1/4") in diameter.	True	
Multiphasic samples are not present.	True	
Samples do not require splitting or compositing.	True	
Residual Chlorine Checked.	N/A	

APPENDIX E

REPORTING LIMITS THAT CURRENTLY DO NOT MEET THE RVAAP QAPP PROJECT ACTION REQUIRMENTS, MCLS, AND/OR RSLs

VOCs

CAS No.	Analyte Name	Units	MDL	LOD[1]	RL	PAR[2]	MCL	RSL
79-34-5	1,1,2,2-Tetrachloroethane	µg/L	0.18	0.25	1	1	NS	0.066
79-00-5	1,1,2-Trichloroethane	µg/L	0.27	0.5	1	1	5	0.24
106-93-4	1,2-Dibromoethane	µg/L	0.24	0.25	1	1	NS	0.0065
107-06-2	1,2-Dichloroethane	µg/L	0.22	0.25	1	1	5	0.15
75-27-4	Bromodichloromethane	µg/L	0.15	0.25	1	1	NS	0.12
124-48-1	Dibromochloromethane	µg/L	0.18	0.25	1	1	NS	0.15
127-18-4	Tetrachloroethene	µg/L	0.29	0.5	1	1	5	0.072

SVOCS

CAS No.	Analyte Name	Units	MDL	LOD[1]	RL	PAR[2]	MCL	RSL
121-14-2	2,4-Dinitrotoluene	µg/L	0.27	0.8	5	10	NS	0.2
91-94-1	3,3'-Dichlorobenzidine	µg/L	0.37	0.8	5	5	NS	0.11
534-52-1	4,6-Dinitro-2-methylphenol	µg/L	2.4	2.4	5	25	NS	1.2
106-47-8	4-Chloroaniline	µg/L	0.8	0.8	2	10	NS	0.32
56-55-3	Benzo(a)anthracene	µg/L	0.1	0.1	0.2	0.2	NS	0.029
50-32-8	Benzo(a)pyrene	µg/L	0.1	0.1	0.2	0.2	0.2	0.0029
205-99-2	Benzo(b)fluoranthene	µg/L	0.1	0.1	0.2	0.2	NS	0.029
111-44-4	bis(2-Chloroethyl)ether	µg/L	0.1	0.1	1	1	NS	0.012
117-81-7	bis(2-Ethylhexyl)phthalate	µg/L	0.8	0.8	2	10	6	0.071
53-70-3	Dibenzo(a,h)anthracene	µg/L	0.1	0.1	0.2	50	NS	0.0029
118-74-1	Hexachlorobenzene	µg/L	0.1	0.1	0.2	10	1	0.042
87-68-3	Hexachlorobutadiene	µg/L	0.27	0.8	1	10	NS	0.26
67-72-1	Hexachloroethane	µg/L	0.8	0.8	1	10	NS	0.79
193-39-5	Indeno(1,2,3-cd)pyrene	µg/L	0.1	0.1	0.2	0.2	NS	0.029
621-64-7	N-Nitroso-di-n-propylamine	µg/L	0.8	0.8	1	10	NS	0.0093
87-86-5	Pentachlorophenol	µg/L	2.4	2.4	5	5	1	0.17

Pesticides

CAS No.	Analyte Name	Units	MDL	LOD[1]	RL	PAR[2]	MCL	RSL
309-00-2	Aldrin	µg/L	0.0082	0.01	0.03	0.03	NS	0.0002
319-84-6	alpha-BHC	µg/L	0.007	0.01	0.03	0.03	NS	0.0062
60-57-1	Dieldrin	µg/L	0.0075	0.01	0.03	0.03	NS	0.0015
76-44-8	Heptachlor	µg/L	0.008	0.01	0.03	0.03	0.4	0.0018
1024-57-3	Heptachlor epoxide	µg/L	0.0071	0.01	0.03	0.03	0.2	0.0033
8001-35-2	Toxaphene	µg/L	0.32	0.5	2	2	3	0.013

PCB

CAS No.	Analyte Name	Units	MDL	LOD[1]	RL	PAR[2]	MCL	RSL
11104-28-2	PCB- 1221	µg/L	0.13	0.2	0.5	0.2	0.5	0.0043
11141-16-5	PCB- 1232	µg/L	0.16	0.2	0.5	0.2	0.5	0.0043
53469-21-9	PCB- 1242	µg/L	0.22	0.4	0.5	0.2	0.5	0.034
12672-29-6	PCB- 1248	µg/L	0.1	0.2	0.5	0.2	0.5	0.034
11097-69-1	PCB- 1254	µg/L	0.16	0.2	0.5	0.2	0.5	0.034
11096-82-5	PCB- 1260	µg/L	0.17	0.2	0.5	0.2	0.5	0.034

Inorganics

CAS No.	Analyte Name	Units	MDL	LOD[1]	RL	PAR[2]	MCL	RSL
7440-38-2	Arsenic	µg/L	3.28	10	10	5	10	0.045
7440-70-2	Calcium	µg/L	634	1000	5000	100	NS	NS
7439-95-4	Magnesium	µg/L	122	300	5000	100	NS	NS
7440-09-7	Potassium	µg/L	300	900	5000	200	NS	NS
7440-28-0	Thallium	µg/L	0.32	1	2	1	2	0.16

Notes:

1- LOD= The smallest amount or concentration of a substance that must be present in a sample in order to be detected at a high level of confidence (99%). At the LOD, the false negative rate is 1%.

2- Project Action Requirements from table 4 of the Facility Wide QAPP

NS= No Standard

APPENDIX F

CORRESPONDENCE & COMMENT/RESPONSE TABLE

Ohio | **Environmental Protection Agency**
John R. Kasich, **Governor**
Mary Taylor, **Lt. Governor**
Scott J. Nally, **Director**

July 10, 2012

RE: RAVENNA ARMY AMMUNITION PLANT, PORTAGE/TRUMBULL COUNTIES, FWGWMP, DRAFT, JANUARY 2012 SAMPLING EVENT REPORT, RESPONSE TO COMMENTS, DATED JUNE 26, 2012 (# 267-000859-036)

Mr. Mark Patterson
Installation Manager
Ravenna Army Ammunition Plant
8451 State Route 5
Ravenna, OH 44266

CERTIFIED MAIL
7010 3090 0000 3936 2124

Dear Mr. Patterson:

The Ohio Environmental Protection Agency (Ohio EPA) has received and reviewed the "Draft, Facility-Wide Ground Water Monitoring Program (FWGWMP) January 2012 Sampling Event, Ravenna Army Ammunition Plant, Ravenna, Ohio, Response to Comments" document. The "Investigative Derived Waste and Characterization and Disposal Plan" (IDW) has been included as Appendix D. The document was received at Ohio EPA's Northeast District Office (NEDO), Division of Environmental Response and Revitalization (DERR), on June 27, 2012 and is dated June 26, 2012. The document was prepared for the U.S. Army Corps of Engineers (USACE) – Louisville District, by Environmental Quality Management, Inc. (EQM), under GSA contract no. GS-10F-0293K. This document was reviewed by Ohio EPA personnel in NEDO's DERR and NEDO's Division of Drinking and Ground Waters (DDAGW).

All comments have been adequately addressed. Please forward final binder covers, replacement pages, etc. If you have any questions, please call me at (330) 963-1207.

Sincerely,

Vicki Deppisch, Project Coordinator
Division of Environmental Response and Revitalization

VD/kss

cc: Eileen Mohr, Ohio EPA, NEDO, DERR

ec: Katie Tait, OHARNG RTLS
Glen Beckham, USACE Louisville
Mark Eldridge, AEC
Justin Burke, Ohio EPA, CO, DERR
Todd Fisher, Ohio EPA, NEDO, DERR
Nancy Zikmanis, Ohio EPA, NEDO, DERR
Conni McCambridge, Ohio EPA, NEDO, DDAGW
LtC. Ed Meade, OHARNG RTLS
Mark Nichter, USACE Louisville
John Miller, EQM
Ann Wood, NGB

Northeast District Office
2110 East Aurora Road
Twinsburg, OH 44087-1924

330 | 963 1200
330 | 487 0769 (fax)
www.epa.ohio.gov

Ohio | Environmental Protection Agency
John R. Kasich, Governor
Mary Taylor, Lt. Governor
Scott J. Nally, Director

June 13, 2012

RE: RAVENNA ARMY AMMUNITION PLANT,
PORTAGE/TRUMBULL COUNTIES,
FWGWMP, DRAFT, JANUARY 2012
SAMPLING EVENT REPORT
(# 267-000859-036)

Mr. Mark Patterson
Installation Manager
Ravenna Army Ammunition Plant
8451 State Route 5
Ravenna, OH 44266

CERTIFIED MAIL
7010 1060 0000 0089 7117

Dear Mr. Patterson:

The Ohio Environmental Protection Agency (Ohio EPA) has received and reviewed the "Draft, Facility-Wide Ground Water Monitoring Program (FWGWMP) January 2012 Sampling Event, Ravenna Army Ammunition Plant, Ravenna, Ohio" document. The "Investigative Derived Waste and Characterization and Disposal Plan" (IDW) has been included as Appendix D. The document was received at Ohio EPA, Northeast District Office (NEDO), Division of Environmental Response and Revitalization (DERR), on May 29, 2012 and is dated May 25, 2012. The document was prepared for the U.S. Army Corps of Engineers (USACE) – Louisville District, by Environmental Quality Management, Inc. (EQM), under GSA contract no. GS-10F-0293K. This document was reviewed by Ohio EPA personnel in NEDO's DERR and NEDO's Division of Drinking and Ground Waters (DDAGW).

Twenty-Eight wells sampled from various locations under the FWGWMP. Enclosed are Ohio EPA's comments. If you have any questions, please call me at (330) 963-1207.

Sincerely,

Vicki Deppisch
Project Coordinator
Division of Environmental Response and Revitalization

VD/kss

enclosure

cc: Eileen Mohr, Ohio EPA, NEDO, DERR

ec: Katie Tait, OHARNG RTLS
Glen Beckham, USACE Louisville
Justin Burke, Ohio EPA, CO, DERR
Nancy Zikmanis, Ohio EPA, NEDO, DERR
Todd Fisher, Ohio EPA, NEDO, DERR
Conni McCambridge, Ohio EPA, NEDO, DERR
LtC. Ed Meade, OHARNG RTLS
Mark Nichter, USACE Louisville
John Miller, EQM
Ann Wood, NGB
Mark Eldridge, AEC

Northeast District Office
2110 East Aurora Road
Twinsburg, OH 44087-1924

330 | 963 1200
330 | 487 0769 (fax)
www.epa.ohio.gov

PRELIMINARY DRAFT FACILITY-WIDE GROUNDWATER MONITORING PROGRAM
(REPORT ON THE JANUARY 2012 SAMPLING EVENT)
RAVENNA ARMY AMMUNITION PLANT, RAVENNA OHIO
COMMENT RESPONSE TABLE
June 13, 2012

Comment Number	Page or Sheet	New Page or Sheet	Comment	Recommendation	Response
			Ohio EPA (V. Deppisch/C. McCambridge)		
O-1	Page 14 (Section 3.1 - Table 3-1)		Table 3-1 indicates that greater than one foot of sediment has accumulated in five wells (i.e., LL12mw-113, LL12mw-243, LL12mw-244, LL12mw-245, and WBGmw-007); however, these wells were not scheduled for redevelopment. For example, well LL12mw-113 appears to have more than 4 feet of sediment accumulation (or greater than 10% of the screen length, 10 feet). This accumulation could be indicative of excessive silting in these wells (FWGWMPP, Section 4.1, pg. 4-1).	Silting continues to be a problem in some of the wells. Please provide a discussion concerning how and when this issue of excessive silting will be addressed in the five wells and include a general discussion in all future sampling event reports when silting is an issue for any of the wells.	LL12mw-113, LL12mw-243, and LL12mw-244 are currently not being sampled (they are being monitored for water levels only). Should any of these wells be targeted for future sampling they will be redeveloped prior to sampling. LL12mw-245 is currently being sampled and based on the current sediment accumulation will be redeveloped prior to the July 2012 sampling event. The measured depth of the well for WBGmw-007 appears to be a field measurement error. The measured depth was compared to the October 2011 reading which gave a well depth of 26.52 feet with a sediment accumulation of -0.22-feet. This was confirmed on June 19, 2012 with a well depth of 26.36 feet (sediment accumulation of -0.06-feet). All future sampling events will contain a more detailed discussion of any apparent silting issues.

PRELIMINARY DRAFT FACILITY-WIDE GROUNDWATER MONITORING PROGRAM
(REPORT ON THE JANUARY 2012 SAMPLING EVENT)
RAVENNA ARMY AMMUNITION PLANT, RAVENNA OHIO
COMMENT RESPONSE TABLE
June 13, 2012

Comment Number	Page or Sheet	New Page or Sheet	Comment	Recommendation	Response
			Ohio EPA (V. Deppisch/C. McCambridge)		
O-2	Page 41 (Section 3.2.4 -Table 3-6)		Table 3-6 indicates that 4,6-dinitro-2-methylphenol results for two wells were rejected (i.e., LL2mw-059, LL12-265). A discussion was included in Section 3.3 (pg. 56) explaining these rejections. However, it was unclear what procedures will be implemented to prevent this occurrence in the future.	Please provide a discussion concerning whether the condition that caused this data issue has been resolved and adequate steps have been taken to prevent the recurrence of the same problem in future sampling events.	The data was qualified as unusable due to an MRL recovery of 0% for 4,6-dinitro-2-methylphenol. The laboratory will be reminded that a failing MRL check must be reanalyzed and if the QC outlier persists then a detection limit (DL) check must be analyzed.
O-3	Page 47 (Section 3.2.5 -Table 3-7)		Table 3-7 indicates toxaphene results were "rejected" (R) for all sampled wells. A discussion was included in Section 3.3 (pg. 56) explaining these rejections. However, it was unclear what procedures will be implemented to prevent this occurrence in the future.	Please provide a discussion concerning whether the condition that caused this data issue has been resolved and adequate steps have been taken to prevent the recurrence of the same problem in future sampling events.	In order to prevent a reoccurrence the April 2012 groundwater sampling event included the collection of additional sample volume in order to enable the laboratory to perform a matrix spike analysis for toxaphene. In addition the laboratory was instructed by EQM to prepare and analyze an LCS and MRL check spiked for toxaphene.

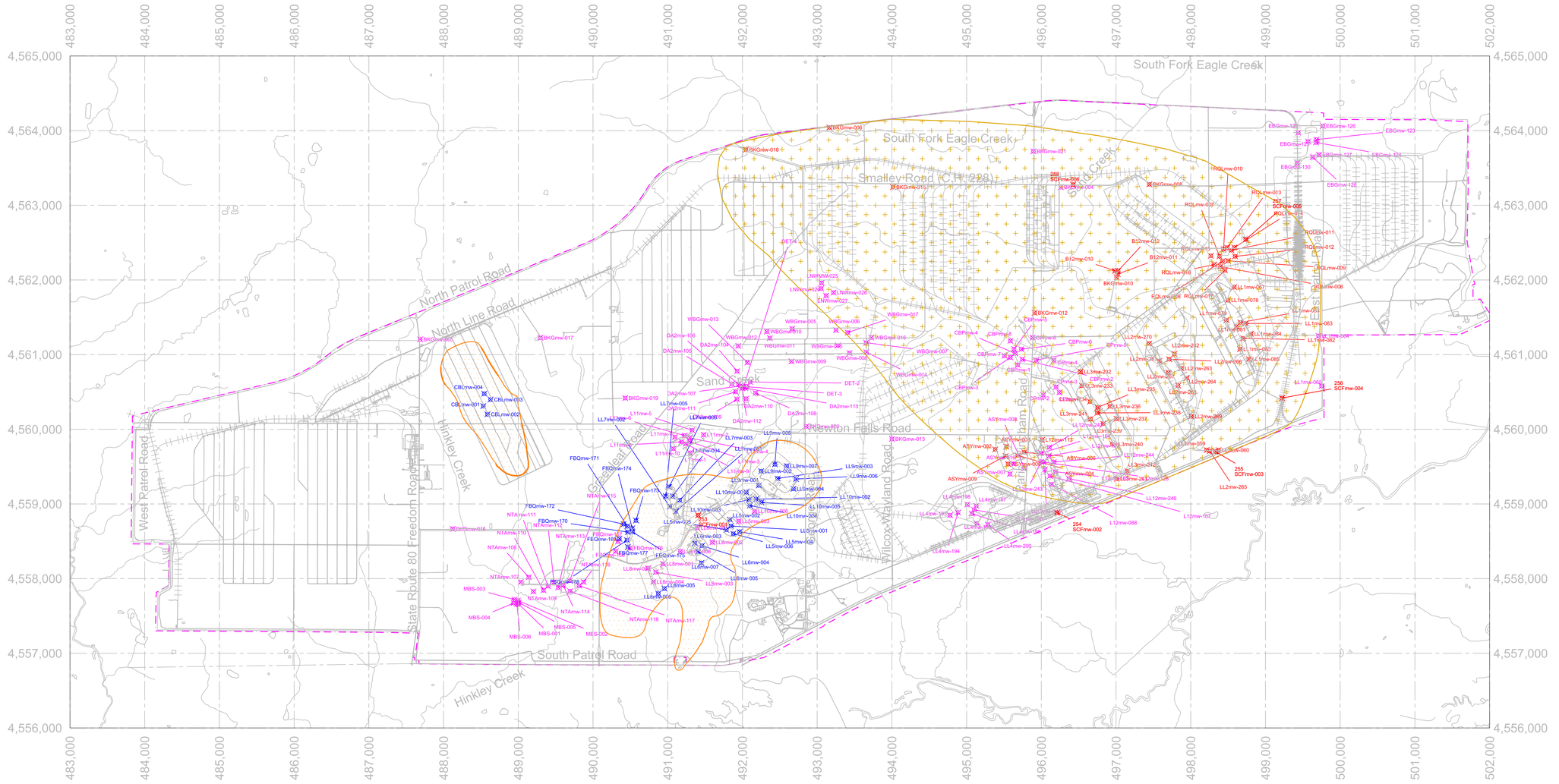

LEGEND

- UNCONSOLIDATED WELL
- HOMEWOOD MEMBER WELL
- SHARON MEMBER WELL
- PROPERTY LINE
- HOMEWOOD MEMBER
- SHARON MEMBER

NOTE: THE UNCONSOLIDATED AQUIFER OVERLAYS THE HOMEWOOD AND SHARON MEMBERS, EXCEPT AS INDICATED ON PLATE 2

0 50 1000

SCALE (METERS)

N

COORDINATE SYSTEM UTM NAD 83 ZONE 17

REV	DESCRIPTION	DATE	APPROVED
1	ADDED NOTE	12-04-08	BT
2	ADDED SFCmw-001 THRU 006	9-10-09	JM

REVISIONS

DRAWN: D.TOMO 10/22/07
CHECKED:
APPROVED:
SCALE: NONE

ENVIRONMENTAL QUALITY MANAGEMENT, INC.
1800 CARILLON BLVD.
CINCINNATI, OHIO 45240
P (513)825-7500
F (513)825-7495

MONITORING WELLS AT RVAAP

ORIGINAL SIZE	PROJECT NO.	DWG NO.	REV
E	030174.0016	PLATE 1	2

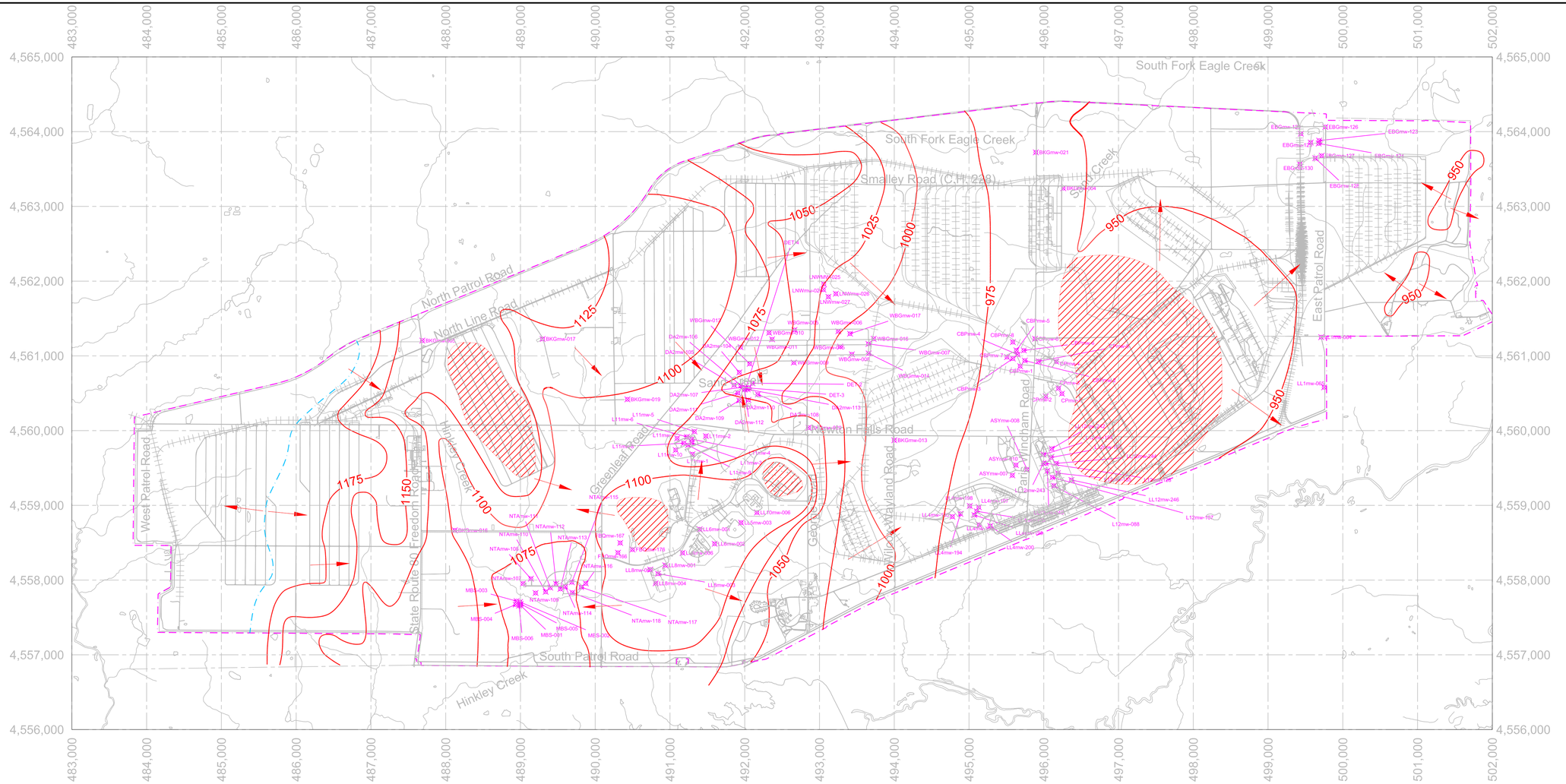

Well ID	Elevation (ft, amsl)
BKGmw-004	954.31
BKGmw-005	1139.60
BKGmw-013	976.38
BKGmw-016	1094.14
BKGmw-017	1117.18
BKGmw-019	1089.20
BKGmw-020	1057.50
BKGmw-021	959.34
CBPmw-001	962.74
CBPmw-002	960.94
CBPmw-003	962.18
CBPmw-004	960.08
CBPmw-005	959.26
CBPmw-006	959.53
CBPmw-007	960.41
CBPmw-008	956.88
CPmw-001	971.30
CPmw-002	972.19
CPmw-003	972.12
CPmw-004	970.36
CPmw-005	962.21
CPmw-006	955.17

Well ID	Elevation (ft, amsl)
DA2mw-104	1051.80
DA2mw-105	1042.10
DA2mw-106	1038.56
DA2mw-107	1033.14
DA2mw-108	1025.41
DA2mw-109	1055.11
DA2mw-110	1053.23
DA2mw-111	1034.71
DA2mw-112	1029.85
DA2mw-113	1029.32
DETmw-001B	1042.14
DETmw-002	1028.46
DETmw-003	1027.16
DETmw-004	1027.94
EBGmw-123	938.52
EBGmw-124	938.42
EBGmw-125	942.46
EBGmw-126	938.63
EBGmw-127	938.98
EBGmw-128	938.67
EBGmw-129	938.77
EBGmw-130	937.95

Well ID	Elevation (ft, amsl)
FBQmw-166	1103.68
FBQmw-167	1110.29
FBQmw-176	1120.96
L L11mw-002	1073.01
LL10mw-006	1109.51
LL11mw-001	1089.90
LL11mw-003	1085.78
LL11mw-004	1082.67
LL11mw-005	1071.29
LL11mw-006	1082.11
LL11mw-007	1067.87
LL11mw-008	1085.94
LL11mw-009	1088.19
LL11mw-010	1077.84
LL12mw-088	973.80
LL12mw-107	969.89
LL12mw-128	968.02
LL12mw-153	971.42
LL12mw-154	969.93
LL12mw-182	973.22
LL12mw-184	969.86
LL12mw-185	971.91

Well ID	Elevation (ft, amsl)
FBQmw-166	1103.47
LL12mw-187	970.13
LL12mw-188	975.93
LL12mw-242	972.40
LL12mw-243	971.24
LL12mw-244	970.29
LL12mw-245	971.36
LL12mw-246	967.67
LL1mw-064	933.38
LL1mw-065	932.79
LL4mw-193	976.08
LL4mw-194	974.49
LL4mw-195	971.31
LL4mw-196	970.95
LL4mw-197	980.64
LL4mw-198	974.42
LL4mw-199	969.37
LL4mw-200	969.67
LL5mw-003	1106.60
LL6mw-001	1108.95
LL6mw-002	1107.10
LL6mw-006	1108.22

Well ID	Elevation (ft, amsl)
LL8mw-001	1108.08
LL8mw-002	1103.67
LL8mw-003	1103.95
LL8mw-004	1102.23
LNWmw-024	1025.64
LNWmw-025	1024.46
LNWmw-026	1022.71
LNWmw-027	1019.91
MBS-001	1064.20
MBS-002	1064.54
MBS-003	1065.13
MBS-004	1064.52
MBS-005	1064.13
MBS-006	1069.04
NTAmw-107	1067.02
NTAmw-108	1067.26
NTAmw-109	1067.29
NTAmw-110	1067.72
NTAmw-111	1076.30
NTAmw-112	1068.66
NTAmw-113	1068.03
NTAmw-114	1071.69

Well ID	Elevation (ft, amsl)
NTAmw-115	1075.20
NTAmw-116	1088.43
NTAmw-117	1080.02
NTAmw-118	1070.81
WBGmw-005	1048.76
WBGmw-006	1008.06
WBGmw-007	982.86
WBGmw-008	993.64
WBGmw-009	1034.13
WBGmw-010	1061.71
WBGmw-011	1061.61
WBGmw-012	1057.29
WBGmw-013	1059.70
WBGmw-014	980.28
WBGmw-015	1000.37
WBGmw-016	979.43
WBGmw-017	998.23

0 50 1000

SCALE (METERS)

LEGEND

- UNCONSOLIDATED WELL
- PROPERTY LINE
- 1100 LINE OF EQUAL GROUNDWATER ELEVATION (ft, amsl)
- GROUNDWATER DIRECTION
- UNCONSOLIDATED AQUIFER MISSING
- INFERRED GROUNDWATER DIVIDE

N

COORDINATE SYSTEM UTM NAD 83 ZONE 17

ENVIRONMENTAL QUALITY MANAGEMENT, INC.
1800 CARILLON BLVD.
CINCINNATI, OHIO 45240
P (513)825-7500
F (513)825-7495

REV	DESCRIPTION	DATE	APPROVED
	REVISIONS		

DRAWN	S.RASOR	11-22-11
CHECKED	W.THOMPSON	11-22-11
APPROVED		

SCALE: NONE

POTENTIOMETRIC SURFACE OF UNCONSOLIDATED AQUIFER (OCT. 2011)

ORIGINAL SIZE	PROJECT NO.	DWG NO.	REV
E	030174.0016	PLATE 2	1

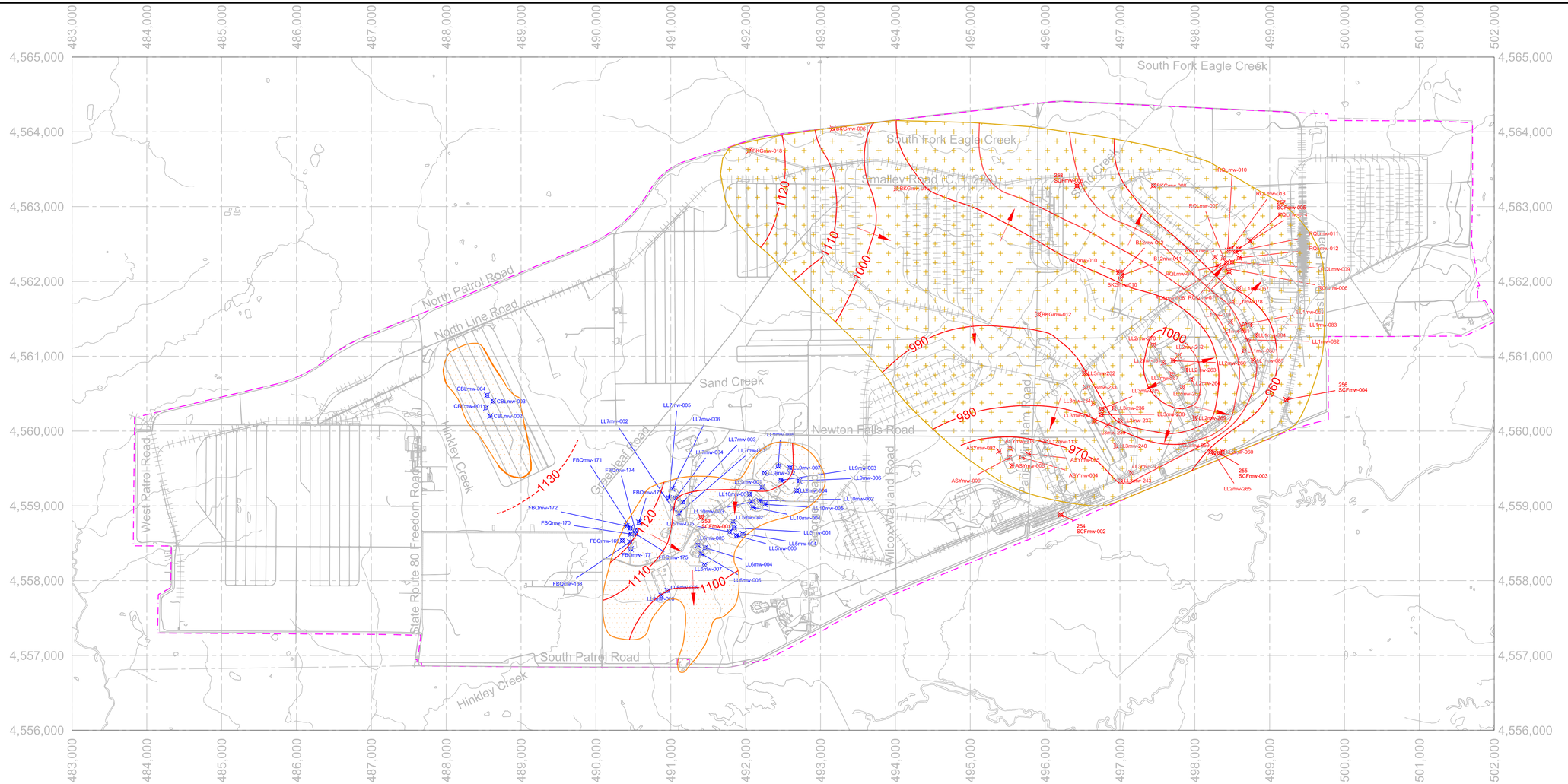

HOMEWOOD MEMBER WELLS

Well ID	Elevation (ft, amsl)
CBLmw-001	1137.30
CBLmw-002	1136.99
CBLmw-003	1138.32
CBLmw-004	1138.46
FBQmw-168	1120.72
FBQmw-169	1113.24
FBQmw-170	1122.37
FBQmw-171	1123.42
FBQmw-172	1121.39
FBQmw-173	1121.54
FBQmw-174	1121.26
FBQmw-175	1121.29
FBQmw-177	1113.42
LL10mw-001	1106.93
LL10mw-002	1108.29
LL10mw-003	1108.84
LL10mw-004	1107.57
LL10mw-005	1108.58
LL5mw-001	1106.45
LL5mw-002	1106.42
LL5mw-004	1106.42
LL5mw-005	1106.44

Well ID	Elevation (ft, amsl)
LL5mw-006	1106.41
LL6mw-003	1107.76
LL6mw-004	1107.18
LL6mw-005	1107.27
LL6mw-007	1107.12
LL7mw-001	1107.69
LL7mw-002	1111.55
LL7mw-003	1108.04
LL7mw-004	1110.22
LL7mw-005	1112.95
LL7mw-006	1111.35
LL8mw-005	1100.46
LL8mw-006	1095.67
LL9mw-001	1118.03
LL9mw-002	1114.33
LL9mw-003	1123.12
LL9mw-004	1109.70
LL9mw-005	1113.56
LL9mw-006	1109.53
LL9mw-007	1109.56

SHARON MEMBER WELLS

Well ID	Elevation (ft, amsl)
ASYmw-001	968.74
ASYmw-002	969.45
ASYmw-003	968.78
ASYmw-004	969.58
ASYmw-005	971.24
ASYmw-006	968.37
ASYmw-009	969.76
B12mw-010	987.87
B12mw-011	986.90
B12mw-012	986.35
BKGmw-006	1005.50
BKGmw-008	955.59
BKGmw-010	989.72
BKGmw-012	991.05
BKGmw-015	991.51
BKGmw-018	1029.22
LL1mw-063	968.14
LL1mw-067	960.86
LL1mw-078	962.85
LL1mw-079	964.87
LL1mw-080	986.47
LL1mw-081	969.32

Well ID	Elevation (ft, amsl)
LL1mw-082	978.07
LL1mw-083	961.30
LL1mw-084	970.63
LL1mw-085	960.94
LL2mw-059	952.43
LL2mw-060	950.71
LL2mw-261	1004.41
LL2mw-262	1005.30
LL2mw-263	1004.02
LL2mw-264	1006.33
LL2mw-265	950.62
LL2mw-266	1005.26
LL2mw-267	1005.49
LL2mw-268	1002.80
LL2mw-269	994.97
LL2mw-270	1002.17
LL3mw-232	980.69
LL3mw-233	977.58
LL3mw-234	996.54
LL3mw-235	992.31
LL3mw-236	995.39
LL3mw-237	990.42

Well ID	Elevation (ft, amsl)
LL3mw-238	991.82
LL3mw-239	979.29
LL3mw-240	978.79
LL3mw-241	985.12
LL3mw-242	982.54
LL3mw-243	976.82
RQLmw-006	959.99
RQLmw-007	959.60
RQLmw-008	959.44
RQLmw-009	959.63
RQLmw-010	956.75
RQLmw-011	954.51
RQLmw-012	955.44
RQLmw-013	955.30
RQLmw-014	953.28
RQLmw-015	959.20
RQLmw-016	960.36
RQLmw-017	960.73

SHARON SHALE WELLS

Well ID	Elevation (ft, amsl)
LL12mw-113	974.96
LL12mw-183	969.48
LL12mw-186	972.46
LL12mw-189	973.80

*WELLS NOT USED TO PRODUCE POTENTIOMETRIC MAP

0 50 1000

SCALE (METERS)

LEGEND

- HOMEWOOD MEMBER WELL
- SHARON MEMBER WELL
- PROPERTY LINE
- 1100 / 1030 — LINE OF EQUAL GROUNDWATER ELEVATION (ft,amsl) (INTERMEDIATE DASHED)
- GROUNDWATER DIRECTION
- HOMEWOOD MEMBER
- SHARON MEMBER

N

COORDINATE SYSTEM UTM NAD 83 ZONE 17

ENVIRONMENTAL QUALITY MANAGEMENT, INC.
1800 CARILLON BLVD,
CINCINNATI, OHIO 45240
P (513)825-7500
F (513)825-7495

REV	DESCRIPTION	DATE	APPROVED
1	ADDED SFCmw-001 THRU 006	9-10-09	JM

REVISIONS

DRAWN	S.RASOR	11-22-11
CHECKED	W.THOMPSON	11-22-11
APPROVED		
SCALE:	NONE	

POTENTIOMETRIC SURFACE OF BEDROCK -HOMEWOOD AND SHARON (OCT. 2011)

ORIGINAL SIZE	PROJECT NO.	DWG NO.	REV
E	030174.0016	PLATE 3	1

491,000 492,000 493,000 494,000 495,000 496,000 497,000 498,000 499,000

4,564,000 4,563,000 4,562,000 4,561,000 4,560,000 4,559,000

South Fork Eagle Creek

Smalley Road (C.H. 228)

Sand Creek

East Patrol Road

Sand Creek

Newton Falls Road

George Road

Wilcox Wayland Road

Paris Windham Road

SCFmw-001

SCFmw-002

SCFmw-003

SCFmw-004

SCFmw-005

SCFmw-006

1020 1010 1010 1000 990 980 970 960 950

SHARON CONGLOMERATE WELLS

Well ID	Elevation (ft, amsl)
SCFmw-001	1031.18
SCFmw-002	964.58
SCFmw-003	949.52
SCFmw-004	944.17
SCFmw-005	950.12
SCFmw-006	948.08

0 500 1000

N

LEGEND

PROPERTY LINE

980 LINE OF EQUAL GROUNDWATER ELEVATION (ft,amsl)

GROUNDWATER DIRECTION

COORDINATE SYSTEM UTM NAD 83 ZONE 17

REV	DESCRIPTION	DATE	APPROVED

REVISIONS

ENVIRONMENTAL QUALITY MANAGEMENT, INC.
1800 CARILLON BLVD.
CINCINNATI, OHIO 45240
P (513)825-7500
F (513)825-7495

DRAWN	S.RASOR	11-30-11
CHECKED	W.THOMPSON	11-30-11
APPROVED		

SCALE: NONE

POTENTIOMETRIC SURFACE OF SHARON CONGLOMERATE (OCT.2011)

ORIGINAL SIZE	PROJECT NO.	DWG NO.	REV
B	30174.0016.001	PLATE 4	0